

Katalog/Catalog : 1102001.3506

# KABUPATEN KEDIRI DALAM ANGKA

*Kediri Regency in Figures* **2020**



**BADAN PUSAT STATISTIK  
KABUPATEN KEDIRI  
BPS-STATISTICS OF KEDIRI REGENCY**



# KABUPATEN KEDIRI DALAM ANGKA

*Kediri Regency in Figures*

# 2020



*Simpanang Lima Gumul*

**KABUPATEN KEDIRI DALAM ANGKA**  
***Kediri Regency in Figures***  
**2020**

ISSN : 0215-5583

No. Publikasi/*Publication Number* : 35060.2003

Katalog /*Catalog* : 1102001.3506

Ukuran Buku/*Book Size* : 14,8 cm x 21 cm

Jumlah Halaman/*Number of Pages* : I + 601 hal/*pages*

Naskah/*Manuscript* : BPS Kabupaten Kediri  
*BPS-Statistics of Kediri Regency*

Penyunting/*Editor* : BPS Kabupaten Kediri  
*BPS-Statistics of Kediri Regency*

Gambar Kover/*Cover Design* : Seksi Integrasi Pengolahan dan Diseminasi Statistik  
*Section of Integration Processing and Statistics Dissemination*

Ilustrasi Kover/*Cover Illustration* : Monumen Simpang Lima Gumul/ *Monumen Simpang Lima Gumul*

Diterbitkan oleh/*Published by* : © BPS Kabupaten Kediri/*BPS-Statistics of Kediri Regency*

Dicetak oleh/*Printed by* : UD. Anggraini

Dilarang mengumumkan, mendistribusikan, mengomunikasikan, dan/atau menggandakan sebagian atau seluruh isi buku ini untuk tujuan komersil tanpa izin tertulis dari Badan Pusat Statistik.

*Prohibited to announce, distribute, communicate, and/or copy part or all of this book for commercial purpose without permission from BPS-Statistics Indonesia.*

**TIM PENYUSUN**  
***Drafting Team***

**KABUPATEN KEDIRI DALAM ANGKA**  
***Kediri Regency in Figures***  
**2020**

**Pengarah / Referrers:**

Lilik Wibawati, SE  
Kepala BPS Kabupaten Kediri / *Chief Statistician of Kediri Regency*

**Penyunting / Editor:**

Mohammad Arief Aji Nugroho, S.ST, MM  
Kepala Seksi IPDS / *Head of IPDS Section*

**Penulis dan Pengolah Data / *Writer and Data Processing* :**

1. Mohammad Arief Aji Nugroho, S.ST, MM  
Kepala Seksi IPDS / *Head of IPDS Section*
2. Musair  
Statistisi Penyelia / *Supervisor Statistician*
3. Yuris Kartika Sari, A.Md  
Pranata Komputer Pelaksana Lanjutan/ *Advanced Implementing Computer Institutions*

**Pengumpul Data / *Data Collector* :**

1. Musair  
Statistisi Penyelia / *Supervisor Statistician*
2. Yuris Kartika Sari, A.Md  
Pranata Komputer Pelaksana Lanjutan/ *Advanced Implementing Computer Institutions*

**Desain Kover dan Tata Letak / *Cover Design and Layout* :**

Mohammad Arief Aji Nugroho, S.ST, MM  
Kepala Seksi IPDS / *Head of IPDS Section*

**Infografis / *Infographics* :**

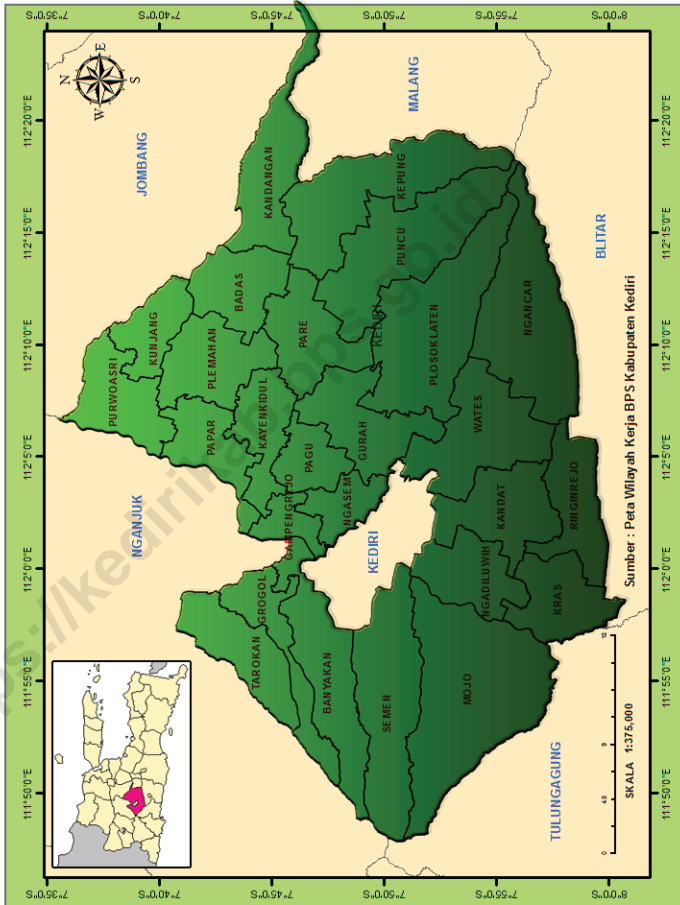
Mohammad Arief Aji Nugroho, S.ST, MM  
Kepala Seksi IPDS / *Head of IPDS Section*

**Gambar Sampul / *Cover Image*:**

Mohammad Arief Aji Nugroho, S.ST, MM  
Kepala Seksi IPDS / *Head of IPDS Section*

# PETA WILAYAH KABUPATEN KEDIRI

## MAP OF KEDIRI REGENCY





**KEPALA BPS KABUPATEN KEDIRI  
CHIEF STATISTICIAN OF KEDIRI REGENCY**



**LILIK WIBAWATI**







## KATA PENGANTAR

Puji syukur kami panjatkan ke hadirat Tuhan YME atas perkenanNYA sehingga kami dapat dengan lancar dan tepat waktu menyelesaikan satu dari kewajiban institusional kami ini.

Kabupaten Kediri Dalam Angka 2020 merupakan publikasi tahunan yang diterbitkan oleh BPS Kabupaten Kediri. Disadari bahwa publikasi ini belum sepenuhnya memenuhi harapan pihak pemakai data khususnya para perencana, namun diharapkan dapat membantu melengkapi penyusunan rencana pembangunan di Kabupaten Kediri.

Publikasi ini dapat terwujud berkat kerja sama dan bantuan dari berbagai pihak baik instansi pemerintah maupun swasta. Kepada semua pihak yang telah memberikan bantuan disampaikan penghargaan dan terima kasih yang sebesar-besarnya.

Walaupun publikasi ini telah disiapkan sebaik-baiknya, namun disadari masih ada kekurangan dan kesalahan yang terjadi. Untuk perbaikan publikasi ini, tanggapan dan saran yang bersifat konstruktif dari para pemakai sangat diharapkan.

Kediri, Mei 2020  
Kepala BPS  
Kabupaten Kediri

**LILIK WIBAWATI**



## PREFACE

*Praise our thanks to God that we earn safely finish one of our institutional duties.*

*Kediri Regency in Figures 2020 is an annual publication written by BPS-Statistics of Kediri Regency. Honestly, this publication has not perfect yet and has not filled the user's hope, especially for the planners yet, but hopely it can help to equip compilation of development planning in Kediri Regency.*

*This comprehensive publication has been made possible with the assistance and contribution from several governmental institutions and private organizations. To all parties who have been involved in the preparation of this publication, I would like to express my sincerest appreciation and gratitude.*

*Comments and constructive suggestions for the improvement of this publication are always welcome.*

*Kediri, Mei 2020  
Chief Statistician of  
Kediri Regency*

**LILIK WIBAWATI**

## DAFTAR ISI / CONTENTS

|  | Halaman<br><i>Page</i> |
|--|------------------------|
| Kata Pengantar/ <i>Preface</i> .....   | viii                   |
| Daftar Isi/ <i>Contents</i> .....  | x                      |
| Daftar Tabel/ <i>List of Tables</i> .....  | xi                     |
| Daftar Gambar/ <i>List of Figures</i> .....  | xli                    |
| Daftar Singkatan/ <i>List of Abbreviations</i> .....   | xlvii                  |
| Statistik Kunci/ <i>Key Statistics</i> .....   | xlix                   |
| 1. Geografi dan Iklim/ <i>Geography and Climate</i> .....  | 1                      |
| 2. Pemerintahan/ <i>Government</i> .....   | 51                     |
| 3. Penduduk dan Ketenagakerjaan/ <i>Population and Employment</i> .....  | 101                    |
| 4. Sosial dan Kesejahteraan Rakyat/ <i>Social and Welfare</i> .....  | 161                    |
| 5. Pertanian, Kehutanan, Peternakan, dan Perikanan/ <i>Agriculture, Forestry, Livestock, and Fishery</i> ..... | 303                    |
| 6. Industri, Pertambangan, dan Energi/ <i>Industry, Mining, and Energy</i> .....                               | 377                    |
| 7. Pariwisata/ <i>Tourism</i> .....  | 395                    |
| 8. Transportasi dan Komunikasi/ <i>Transportation and Communication</i> .....                                  | 411                    |
| 9. Perbankan, Koperasi, dan Harga-harga/ <i>Banking, Cooperative, dan Prices</i> .....                         | 441                    |
| 10. Pengeluaran Penduduk/ <i>Population Expenditure</i> .....  | 515                    |
| 11. Perdagangan/ <i>Trade</i> .....  | 525                    |
| 12. Sistem Neraca Regional/ <i>System of Regional Accounts</i> .....   | 547                    |
| 13. Perbandingan Antar Kabupaten/Kota/ <i>Regency/Municipal Comparison</i> .....                               | 577                    |

## DAFTAR TABEL/LIST OF TABLES

|            |  | Halaman<br>Page |
|------------|--|-----------------|
| <b>1.</b>  | <b>GEOGRAFI DAN IKLIM/GEOGRAPHY AND CLIMATE .....</b>  | <b>1</b>        |
| <b>1.1</b> | <b>KEADAAN GEOGRAFI .....</b>  | <b>14</b>       |
|            | <b>GEOGRAPHY CONDITION .....</b>   | <b>14</b>       |
| 1.1.1      | Luas Daerah dan Jumlah Pulau Kabupaten Kediri Menurut Kecamatan, 2019.....<br><i>Total Area and Number of Islands in Kediri Regency by Subdistrict, 2019.....</i>  | 14<br>14        |
| 1.1.2      | Tinggi Wilayah Kecamatan dan Jarak ke Ibukota Kabupaten, 2019 ..<br><i>Subdistrict Altitude and Distance to the Regency Capital, 2019.....</i>   | 16<br>16        |
| 1.1.3      | Luas Wilayah Kabupaten Kediri Menurut Kecamatan, Lahan Sawah dan Bukan Sawah (Ha), 2018-2019.....<br><i>Area of Kediri Regency Based on Subdistrict, Rice and Non-Rice Fields (Ha), 2018-2019 .....</i>            | 17<br>17        |
| 1.1.4      | Luas Baku Lahan Sawah di Kabupaten Kediri Menurut Kecamatan dan Jenis Irigasi (Ha), 2018-2019.....<br><i>Size of Wetland Standard in Kediri Regency by Subdistrict and Type of Irrigation (Ha), 2018-2019.....</i> | 18<br>18        |
| 1.1.5      | Luas Lahan Pertanian Bukan Sawah di Kabupaten Kediri Menurut Kecamatan dan Penggunaannya (Ha), 2018-2019 .....   | 19<br>19        |
| 1.1.6      | Luas Wilayah Kabupaten Kediri Menurut Kecamatan, Lahan Pertanian dan Bukan Pertanian (Ha), 2018-2019 .....   | 22<br>22        |
| 1.1.7      | Sungai Utama di Kabupaten Kediri Menurut Daerah Irigasi, Kecamatan yang dilintasi, Panjang Sungai dan Debit Air, 2019 .....  | 23<br>23        |
| 1.1.8      | Estimasi Koordinat Kantor Kecamatan di Kabupaten Kediri, 2019.....<br><i>Coordinate Estimation of Subdistrict Office in Kediri Regency, 2019.....</i>  | 26<br>26        |

|            | Halaman<br>Page   |
|------------|---|
| 1.1.9      | Penerbitan Surat Keputusan Hak Atas Tanah di Kabupaten Kediri menurut Bulan dan Jenisnya, 2018-2019..... 27<br><i>Land Rights Decision Letter in Kediri Regency by Month and Type, 2018-2019</i> ..... 27   |
| 1.1.10     | Jumlah Produksi Sertifikat Tanah yang tidak melalui Surat Keputusan di Kabupaten Kediri, 2018-2019 ..... 29<br><i>Number of Land Certificate Production which is not through Decree in Kediri Regency, 2018-2019</i> ..... 29                                 |
| 1.1.11     | Jumlah Produksi Sertifikat Tanah yang tidak melalui Surat Keputusan di Kabupaten Kediri menurut Bulan Kalender, 2018-2019 ..... 31<br><i>Number of Land Certificate Production which is not through Decree in Kediri Regency by Month, 2018-2019</i> ..... 31 |
| 1.1.12     | Perkembangan Hasil Bidang Tataguna Tanah di Kabupaten Kediri, 2015-2019..... 43<br><i>The Progress of Land Exploitation Results in Kediri Regency, 2015-2019</i> ..... 43   |
| 1.1.13     | Perkembangan Bidang Pengukuran dan Pendaftaran Tanah di Kabupaten Kediri, 2015-2019 ..... 44<br><i>Progress of Measurement and Land Registration in Kediri Regency, 2015-2019</i> ..... 44  |
| <b>1.2</b> | <b>KEADAAN IKLIM ..... 46</b>   |
|            | <b>CLIMATE CONDITION ..... 46</b>   |
| 1.2.1      | Pengamatan Unsur Iklim Menurut Bulan di Kabupaten Kediri, 2019... 46<br><i>Observation of Climate Elements By Months at Kediri Regency, 2019...</i>   |
| 1.2.2      | Jumlah Curah Hujan di Kabupaten Kediri Menurut Bulan Kalender (mm), 2015 - 2019..... 49<br><i>Number of Rainfall in Kediri Regency According to Calendar Month, 2015 - 2019</i> ..... 49  |
| 1.2.3      | Jumlah Hari Hujan di Kabupaten Kediri Menurut Bulan Kalender, 2015 - 2019..... 50<br><i>Number of Rain Days in Kediri Regency by Calendar Month, 2015 - 2019</i> ..... 50   |

|   | Halaman<br>Page |
|---|-----------------|
| <b>2. PEMERINTAHAN/GOVERNMENT .....</b>   | <b>51</b>       |
| <b>2.1 WILAYAH ADMINISTRATIF .....</b>  | <b>60</b>       |
| <b>ADMINISTRATIVE AREA .....</b>  | <b>60</b>       |
| 2.1.1 Jumlah Desa <sup>1</sup> /Kelurahan di Kabupaten Kediri Menurut Kecamatan<br>2015–2019 .....                              | 60              |
| <i>Number of Villages<sup>1</sup>/Kelurahan in Kediri Regency by Subdistrict,<br/>2015–2019 .....</i>                           | <i>60</i>       |
| 2.1.2 Jumlah Rukun Warga dan Rukun Tetangga di Kabupaten Kediri<br>Menurut Kecamatan 2018–2019 .....                            | 61              |
| <i>Number of Hamlet and Neighbourhood in Kediri Regency by<br/>Subdistrict, 2018–2019 .....</i>                                 | <i>61</i>       |
| 2.1.3 Jumlah Perangkat Desa di Kabupaten Kediri Menurut Kecamatan,<br>2018–2019 .....   | 62              |
| <i>Number of Village Officials in Kediri Regency by Subdistrict, 2018–<br/>2019 .....</i>                                       | <i>62</i>       |
| <b>2.2 DEWAN PERWAKILAN RAKYAT DAERAH .....</b>   | <b>64</b>       |
| <b>REGIONAL HOUSE OF REPRESENTATIVE .....</b>   | <b>64</b>       |
| 2.2.1 Jumlah Anggota Dewan Perwakilan Rakyat Daerah Menurut Partai<br>Politik dan Jenis Kelamin di Kabupaten Kediri, 2019 ..... | 64              |
| <i>Number of Regional House of Representatives's Members by Political<br/>Parties and Sex in Kediri Regency 2019 .....</i>      | <i>64</i>       |
| 2.2.2 Hasil-hasil yang dicapai DPRD Kabupaten Kediri, 2012-2019 .....   | 65              |
| <i>The results achieved DPRD Kediri Regency, 2012-2019 .....</i>  | <i>65</i>       |
| 2.2.3 Frekuensi Kegiatan Dewan Perwakilan Rakyat Daerah Kabupaten<br>Kediri, 2015-2019 .....                                    | 66              |
| <i>Frequency of Kediri Regency Representative Council's Activities, 2015-<br/>2019 .....</i>                                    | <i>66</i>       |
| <b>2.3 SUMBER DAYA MANUSIA .....</b>  | <b>69</b>       |
| <b>HUMAN RESOURCES .....</b>  | <b>69</b>       |
| 2.3.1 Jumlah Pegawai Negeri Sipil Kabupaten Kediri Menurut Jabatan<br>dan Jenis Kelamin, Desember 2018 dan Desember 2019 .....  | 69              |
| <i>Number of Civil Servants in Kediri Regency by Occupation and<br/>Sex, Desember 2018 dan Desember 2019 .....</i>              | <i>69</i>       |

|            |   |           |
|------------|---|-----------|
| 2.3.2      | Jumlah Pegawai Negeri Sipil Kabupaten Kediri Menurut Tingkat Pendidikan dan Jenis Kelamin Desember 2018 dan Desember 2019 .....                                   | 71        |
|            | <i>Number of Civil Servants in Kediri Regency by Educational Level and Sex December 2018 and December 2019.....</i>   | 71        |
| 2.3.3      | Jumlah Pegawai Negeri Sipil Kabupaten Kediri Menurut Tingkat Kepangkatan dan Jenis Kelamin, Desember 2018 dan Desember 2019 .....                                 | 73        |
|            | <i>Number of Civil Servants in Kediri Regency by Hierarchy and Sex, December 2018 and December 2019.....</i>  | 73        |
| 2.3.4      | Jumlah Pegawai Negeri Sipil Kabupaten Kediri Menurut Satuan Unit Kerja dan Golongan, Desember 2018 dan Desember 2019 .....  | 75        |
|            | <i>Number of Civil Servants in Kediri Regency by Unit of Work and Hierarchy, December 2018 and December 2019.....</i>   | 75        |
| 2.3.5      | Jumlah Pegawai Negeri Sipil Kabupaten Kediri Menurut Satuan Unit Kerja dan Golongan Dalam Wilayah Pembayaran KPPN Kediri, 2018-2019 .....                         | 85        |
|            | <i>Number of Civil Servants in Kediri Regency by Unit of Work and Hierarchy at KPPN Kediri Payment Area, 2018-2019.....</i>                                       | 85        |
| 2.3.6      | Jumlah Keluarga Pegawai Negeri Sipil Kabupaten Kediri yang terdaftar Menurut Satuan Unit Kerja dan Golongan Dalam Wilayah Pembayaran KPPN Kediri, 2018-2019 ..... | 88        |
|            | <i>Number of families of Kediri Regency Civil Servants registered according to Work Units and Groups in the Payment Area of KPPN Kediri, 2018-2019.....</i>       | 88        |
| <b>2.4</b> | <b>KEUANGAN PEMERINTAH .....</b>  | <b>93</b> |
|            | <b>GOVERNMENT FINANCE .....</b>   | <b>93</b> |
| 2.4.1      | Realisasi Pendapatan Pemerintah Kabupaten Kediri Menurut Jenis Pendapatan (ribu rupiah), 2016–2019 .....  | 93        |
|            | <i>Actual Kediri Regency Government Revenues by Kind of Revenues (thousand rupiahs), 2016–2019.....</i>   | 93        |
| 2.4.2      | Realisasi Belanja Pemerintah Kabupaten Kediri Menurut Jenis Belanja (ribu rupiah), 2016–2019 .....  | 95        |
|            | <i>Actual Kediri Regency Government Expenditures by Kind of Expenditures (thousand rupiahs), 2016–2019.....</i>   | 95        |



|            | Halaman<br>Page  |
|------------|--|
| 2.4.3      | Realisasi Pembiayaan Pemerintah Kabupaten Kediri Menurut Jenis Pembiayaan (ribu rupiah), 2016–2019 ..... 97<br><i>Actual Kediri Regency Government Funding by Kind of Funding (thousand rupiahs), 2016–2019 ..... 97</i>   |
| 2.4.4      | Perkembangan Realisasi Penerimaan Pajak Bumi dan Bangunan di Kabupaten Kediri Menurut Bulan Kalender (ribu rupiah), 2018-2019 ..... 99<br><i>Development of Realization of Land and Building Tax Revenue in Kediri Regency by Calendar Month (thousand rupiah), 2018-2019 ..... 99</i>   |
| 2.4.5      | Rencana dan Realisasi Penerimaan Pajak Bumi dan Bangunan di Kabupaten Kediri (ribu rupiah), 2011-2019 ..... 100<br><i>Plan and Realization of Land and Building Tax Receipts in Kediri Regency (thousand rupiahs), 2011-2019 ..... 100</i>   |
| <b>3.</b>  | <b>PENDUDUK DAN KETENAGAKERJAAN/POPULATION AND EMPLOYMENT ..... 101</b>  |
| <b>3.1</b> | <b>PENDUDUK..... 114</b><br><b>POPULATION ..... 114</b>  |
| 3.1.1      | Penduduk, Laju Pertumbuhan Penduduk per Tahun, Distribusi Persentase Penduduk, Kepadatan Penduduk, Rasio Jenis Kelamin Penduduk Kabupaten Kediri Menurut Kecamatan, 2019..... 114<br><i>Population, Annual Population Growth Rate, Percentage Distribution of Population, Population Density, and Population Sex Ratio in Kediri Regency by Subdistrict, 2019..... 114</i> |
| 3.1.2      | Penduduk Kabupaten Kediri Menurut Kecamatan dan Jenis Kelamin, 2018-2019 ..... 117<br><i>Population in Kediri Regency by Subdistrict and Gender, 2018-2019..... 117</i>  |
| 3.1.3      | Jumlah Kepala Keluarga dan Rata-rata Banyaknya Anggota Keluarga di Kabupaten Kediri Menurut Kecamatan, 2018-2019 ..... 118<br><i>Number of Family Heads and Average Family Size in Kediri Regency by Subdistrict, 2018-2019..... 118</i>   |
| 3.1.4      | Proyeksi Penduduk Kabupaten Kediri Menurut Kecamatan dan Jenis Kelamin, 2018-2019 ..... 119<br><i>Population Projection in Kediri Regency by Subdistrict and Gender, 2018-2019 ..... 119</i>   |

|            | Halaman<br>Page   |            |
|------------|---|------------|
| 3.1.5      | Proyeksi Penduduk Kabupaten Kediri Menurut Kelompok Umur dan Jenis Kelamin, 2018-2019.....  | 120        |
|            | <i>Population Projection in Kediri Regency by Age Groups and Gender, 2018-2019</i> .....  | 120        |
| 3.1.6      | Proyeksi Penduduk Kabupaten Kediri Menurut Kecamatan, Kelompok Umur dan Jenis Kelamin, 2018-2019.....   | 121        |
|            | <i>Population Projection in Kediri Regency by Subdistrict, Age Groups and Gender, 2018-2019</i> .....   | 121        |
| 3.1.7      | Proyeksi Rumah Tangga dan Rata-rata Banyaknya Anggota Rumah Tangga di Kabupaten Kediri Menurut Kecamatan, 2018-2019 .....                                   | 147        |
|            | <i>Number of Households and Average Household Size in Kediri Regency by Subdistrict, 2018-2019</i> .....  | 147        |
| <b>3.2</b> | <b>KETENAGAKERJAAN .....</b>  | <b>148</b> |
|            | <b>EMPLOYMENT .....</b>   | <b>148</b> |
| 3.2.1      | Jumlah Penduduk Berumur 15 Tahun Keatas Menurut Jenis Kegiatan Selama Seminggu yang Lalu dan Jenis Kelamin di Kabupaten Kediri, 2019 .....                  | 148        |
|            | <i>Population Aged 15 Years and Over by Type of Activity During The Previous Week and Sex in Kediri Regency, 2019</i> .....                                 | 148        |
| 3.2.2      | Penduduk Berumur 15 Tahun ke Atas Menurut Pendidikan Tertinggi yang Ditamatkan dan Jenis Kegiatan Selama Seminggu yang Lalu di Kabupaten Kediri, 2019 ..... | 149        |
|            | <i>Population 15 Years of Age and Over by Educational Attainment and Type of Activity During the Previous Week in Kediri Regency, 2019</i> .....            | 149        |
| 3.2.3      | Penduduk Berumur 15 Tahun Ke Atas yang Bekerja Selama Seminggu yang Lalu Menurut Status Pekerjaan Utama dan Jenis Kelamin di Kabupaten Kediri, 2019 .....   | 151        |
|            | <i>Population 15 Years of Age and Over who Worked During The Previous Week by Main Employment Status and Sex in Kediri Regency, 2019</i> .....              | 151        |
| 3.2.4      | Penduduk Berumur 15 Tahun Ke Atas yang Bekerja Selama Seminggu yang Lalu Menurut Lapangan Pekerjaan Utama dan Jenis Kelamin di Kabupaten Kediri, 2019 ..... | 152        |
|            | <i>Population 15 Years of Age and Over who Worked During The Previous Week by Main Industry and Sex in Kediri Regency, 2019</i> .....                       | 152        |

|        | Halaman<br>Page  |
|--------|--|
| 3.2.5  | Keadaan Lowongan Kerja yang Tercatat Di Dinas Tenaga Kerja Kabupaten Kediri Menurut Jenis Kelamin, 2015-2019 ..... 153<br><i>Working Conditions Listed in the Manpower Office of Kediri Regency by Sex, 2015-2019</i> ..... 153  |
| 3.2.6  | Keadaan Kerja yang Tercatat di Dinas Tenaga Kerja Kabupaten Kediri Menurut Jenis Kelamin, 2015-2019 ..... 154<br><i>Working Status of Listed Worker in the Manpower Department of Kediri Regency by Sex, 2015-2019</i> ..... 154   |
| 3.2.7  | Jumlah Pencari Kerja di Kabupaten Kediri Menurut Pendidikan dan Jenis Kelamin, 2018-2019..... 155<br><i>Number of Job Seekers in Kediri Regency According to Education and Sex, 2018-2019</i> ..... 155  |
| 3.2.8  | Penyerapan Pencari Kerja dan Lowongan Kerja yang Terdaftar di Dinas Tenaga Kerja Kabupaten Kediri menurut Jenis Kelamin, 2018-2019..... 156<br><i>Absorption of Job Seekers and Registered Jobs in the Manpower Office of Kediri Regency by Sex, 2018-2019</i> ..... 156         |
| 3.2.9  | Jumlah Pencari Kerja yang Belum Ditempatkan di Kabupaten Kediri menurut Pendidikan dan Jenis Kelamin, 2018-2019..... 157<br><i>Number of Job Seekers that Have Not Been Placed in Kediri Regency according to Education and Sex, 2018-2019</i> ..... 157                         |
| 3.2.10 | Penempatan TKI yang Terdaftar di Dinas Tenaga Kerja Kabupaten Kediri menurut Negara Tujuan dan Jenis Kelamin, 2018-2019 ..... 158<br><i>Placement of Migrant Workers Registered at the Manpower Office of Kediri Regency by Destination Country and Sex, 2018-2019</i> ..... 158 |
| 3.2.11 | Jumlah Tenaga Kerja Asing di Kabupaten Kediri menurut Lapangan Usaha, 2018-2019 ..... 159<br><i>Number of Foreign Workers in Kediri Regency by Business Field, 2018-2019</i> ..... 159   |

|            |   |            |
|------------|---|------------|
| <b>4.</b>  | <b>SOSIAL DAN KESEJAHTERAAN RAKYAT/SOCIAL AND WELFARE .....</b>   | <b>161</b> |
| <b>4.1</b> | <b>PENDIDIKAN .....</b>   | <b>178</b> |
|            | <b>EDUCATION .....</b>  | <b>178</b> |
| 4.1.1      | Jumlah Sekolah, Guru, dan Murid Taman Kanak-Kanak (TK) di Bawah Kementerian Pendidikan dan Kebudayaan Menurut Kecamatan di Kabupaten Kediri, 2018/2019 dan 2019/2020 .....        | 178        |
|            | <i>Number of Schools, Teachers, and Pupils in Kindergarten Under The Ministry of Education and Culture by Subdistrict in Kediri Regency, 2018/2019 dan 2019/2020.....</i>         | <i>178</i> |
| 4.1.2      | Jumlah Sekolah, Guru, dan Murid Raudatul Athfal (RA) di Bawah Kementerian Agama Menurut Kecamatan di Kabupaten Kediri, 2018/2019 dan 2019/2020 .....                              | 181        |
|            | <i>Number of Schools, Teachers, and Pupils in Raudatul Athfal (RA) Under The Ministry of Religious Affairs by Subdistrict in Kediri Regency, 2018/2019 dan 2019/2020.....</i>     | <i>181</i> |
| 4.1.3      | Jumlah Sekolah, Guru, dan Murid Sekolah Dasar (SD) di Bawah Kementerian Pendidikan dan Kebudayaan Menurut Kecamatan di Kabupaten Kediri, 2018/2019 dan 2019/2020 .....            | 182        |
|            | <i>Number of Schools, Teachers, and Pupils in Primary Schools Under The Ministry of Education and Culture by Subdistrict in Kediri Regency, 2018/2019 dan 2019/2020.....</i>      | <i>182</i> |
| 4.1.4      | Jumlah Sekolah, Guru, dan Murid Madrasah Ibtidaiyah (MI) di Bawah Kementerian Agama Menurut Kecamatan di Kabupaten Kediri, 2018/2019 dan 2019/2020.....                           | 185        |
|            | <i>Number of Schools, Teachers, and Pupils in Madrasah Ibtidaiyah (MI) Under The Ministry of Religious Affairs by Subdistrict in Kediri Regency, 2018/2019 dan 2019/2020.....</i> | <i>185</i> |
| 4.1.5      | Jumlah Sekolah, Guru, dan Murid Sekolah Menengah Pertama (SMP) di Bawah Kementerian Pendidikan dan Kebudayaan Menurut Kecamatan di Kabupaten Kediri, 2018/2019 dan 2019/2020..... | 188        |
|            | <i>Number of Schools, Teachers, and Pupils in Junior High Schools Under The Ministry of Education and Culture by Subdistrict in Kediri Regency, 2018/2019 dan 2019/2020.....</i>  | <i>188</i> |

|        | Halaman<br>Page   |
|--------|---|
| 4.1.6  | Jumlah Sekolah, Guru, dan Murid Madrasah Tsanawiyah (MTs) di Bawah Kementerian Agama Menurut Kecamatan di Kabupaten Kediri, 2018/2019 dan 2019/2020..... 191<br><i>Number of Schools, Teachers, and Pupils in Madrasah Tsanawiyah (MTs) Under The Ministry of Religious Affairs by Subdistrict in Kediri Regency, 2018/2019 dan 2019/2020 ..... 191</i>                             |
| 4.1.7  | Jumlah Sekolah, Guru, dan Murid Sekolah Menengah Atas (SMA) di Bawah Kementerian Pendidikan dan Kebudayaan Menurut Kecamatan di Kabupaten Kediri, 2018/2019 dan 2019/2020 ..... 194<br><i>Number of Schools, Teachers, and Pupils in Senior High Schools Under The Ministry of Education and Culture by Subdistrict in Kediri Regency, 2018/2019 dan 2019/2020 ..... 194</i>        |
| 4.1.8  | Jumlah Sekolah, Guru, dan Murid Sekolah Menengah Kejuruan (SMK) di Bawah Kementerian Pendidikan dan Kebudayaan Menurut Kecamatan di Kabupaten Kediri, 2018/2019 dan 2019/2020..... 197<br><i>Number of Schools, Teachers, and Pupils in Vocational High Schools Under The Ministry of Education and Culture by Subdistrict in Kediri Regency, 2018/2019 dan 2019/2020 ..... 197</i> |
| 4.1.9  | Jumlah Sekolah, Guru, dan Murid Madrasah Aliyah (MA) di Bawah Kementerian Agama Menurut Kecamatan di Kabupaten Kediri, 2018/2019 dan 2019/2020 ..... 200<br><i>Number of Schools, Teachers, and Pupils in Madrasah Aliyah (MA) Under the Ministry of Religious Affairs by Subdistrict in Kediri Regency, 2018/2019 dan 2019/2020..... 200</i>                                       |
| 4.1.10 | Jumlah Desa <sup>1</sup> /Kelurahan di Kabupaten Kediri yang Memiliki Fasilitas Sekolah Menurut Kecamatan dan Tingkat Pendidikan, 2014– 2019 ..... 203<br><i>Number of Villages<sup>1</sup> in Kediri Regency Having Educational Facilities by Subdistrict and Educational Level, 2014– 2019..... 203</i>   |
| 4.1.11 | Angka Partisipasi Murni (APM) dan Angka Partisipasi Kasar (APK) Menurut Jenjang Pendidikan di Kabupaten Kediri (persen), 2018 dan 2019 ..... 208<br><i>Net Participation Rates and Gross Participation Rates by Educational Level in Kediri Regency (percent), 2018 and 2019 ..... 208</i>  |

|            | Halaman<br>Page   |            |
|------------|---|------------|
| 4.1.12     | Persentase Penduduk Berumur 15 Tahun ke Atas yang Melek Huruf Menurut Kelompok Umur di Kabupaten Kediri, 2018 dan 2019<br><i>Percentage of Literate People Aged 15 Years and Over by Age Group in Kediri Regency, 2018 and 2019</i> ..... | 209        |
| <b>4.2</b> | <b>KESEHATAN</b> .....  | <b>210</b> |
|            | <b>HEALTH</b> .....   | <b>210</b> |
| 4.2.1      | Jumlah Desa <sup>1</sup> /Kelurahan di Kabupaten Kediri Yang Memiliki Sarana Kesehatan Menurut Kecamatan, 2014–2019 .....   | 210        |
|            | <i>Number of Villages<sup>1</sup> in Kediri Regency Having Health Facilities by Subdistrict, 2014–2019</i> .....  | 210        |
| 4.2.2      | Persentase Penduduk Kabupaten Kediri yang Mempunyai Keluhan Kesehatan Selama Sebulan Terakhir Menurut Kecamatan, 2014–2019 .....  | 216        |
|            | <i>Percentage of Kediri Regency People Who Had Health Complaint During a Month Prior to The Survey by Subdistrict, 2014–2019</i> .....  | 216        |
| 4.2.3      | Jumlah Pasangan Usia Subur dan Akseptor KB Aktif di Kabupaten Kediri Menurut Kecamatan, 2018–2019 .....   | 217        |
|            | <i>Number of Fertile Age Pairs and Active KB Acceptors in Kediri Regency by Subdistrict, 2018–2019</i> .....  | 217        |
| 4.2.4      | Jumlah Akseptor KB Aktif di Kabupaten Kediri menurut Metode Kontrasepsi dan Kecamatan, 2019 .....   | 218        |
|            | <i>Number of Active Family Planning Acceptors in Kediri Regency according to Contraception Methods and Subdistrict, 2019</i> .....  | 218        |
| 4.2.5      | Peserta KB Baru di Kabupaten Kediri menurut Cara Terakhir Memperoleh Alat/Cara Kontrasepsi dan Kecamatan, 2018-2019 .....   | 222        |
|            | <i>New KB Participants in Kediri Regency by the Last Way of Obtaining Contraception and Subdistricts, 2018-2019</i> .....   | 222        |
| 4.2.6      | Jumlah Kebutuhan Darah melalui PMI Kabupaten Kediri menurut Golongan Darah, 2018-2019.....  | 224        |
|            | <i>Total Blood Needs through the Indonesian Red Cross of Kediri Regency according to Blood Type, 2018-2019</i> .....  | 224        |

|  | Halaman<br>Page |
|--|-----------------|
| <b>4.3 AGAMA DAN SOSIAL LAINNYA .....</b>  | <b>228</b>      |
| <b>RELIGION AND OTHER SOCIAL AFFAIRS .....</b>   | <b>228</b>      |
| 4.3.1 Jumlah Penduduk Kabupaten Kediri Menurut Kecamatan dan Agama yang Dianut, 2019 .....   | 228             |
| <i>Kediri Regency Population by Subdistrict and Religion, 2019 .....</i>   | <i>228</i>      |
| 4.3.2 Jumlah Tempat Peribadatan di Kabupaten Kediri Menurut Kecamatan, 2019.....   | 229             |
| <i>Number of Places of Worship in Kediri Regency by Subdistrict and Religion, 2019.....</i>  | <i>229</i>      |
| 4.3.3 Jumlah Alim Ulama, Khatib, Mubaliqh dan Penyuluh Agama Islam di Kabupaten Kediri menurut Kecamatan, 2018-2019.....                     | 231             |
| <i>The number of Alim Ulama, Khatib, Mubaliqh and the Extension of Islamic Religion in Kediri Regency by Subdistrict, 2018-2019.....</i>     | <i>231</i>      |
| 4.3.4 Jumlah Rohaniawan Katolik, Kristen Protestan dan Hindu di Kabupaten Kediri menurut Kecamatan, 2018 - 2019.....                         | 233             |
| <i>Number of Catholic, Christian, Protestant and Hindu Clergyman in Kediri Regency by Subdistrict, 2018 - 2019.....</i>                      | <i>233</i>      |
| 4.3.5 Jumlah Pondok Pesantren dan Penghuninya di Kabupaten Kediri menurut Kecamatan, 2018-2019.....  | 234             |
| <i>Number of Islamic boarding and Its Occupants in Kediri Regency by Subdistrict, 2018-2019 .....</i>  | <i>234</i>      |
| 4.3.6 Jumlah Penghuni Pondok Pesantren di Kabupaten Kediri menurut Jenis Kelamin dan Kecamatan, 2018-2019 .....                              | 235             |
| <i>Number of Islamic boarding Occupants in Kediri Regency by Sex and Subdistrict, 2018-2019 .....</i>  | <i>235</i>      |
| 4.3.7 Jumlah Jama'ah Haji di Kabupaten Kediri menurut Jenis Kelamin dan Kecamatan, 2018 - 2019 .....   | 236             |
| <i>Number of Hajj Pilgrims in Kediri Regency by Sex and Subdistricts, 2019 .....</i>   | <i>236</i>      |
| 4.3.8 Jumlah Jama'ah Haji Kabupaten Kediri yang diberangkatkan dan yang meninggal dunia di Tanah Suci menurut Jenis Kelamin, 2008-2019 ..... | 237             |
| <i>The number of Kediri Regency Hajj pilgrims who departed and who died in the Holy Land by Sex, 2008-2019.....</i>                          | <i>237</i>      |

|        | Halaman<br>Page  |     |
|--------|--|-----|
| 4.3.9  | Jumlah Desa <sup>1</sup> /Kelurahan di Kabupaten Kediri yang Mengalami Bencana Alam <sup>2</sup> Menurut Kecamatan, 2011– 2018.....              | 238 |
|        | <i>Number of Villages<sup>1</sup> in Kediri Regency that Had Natural Disaster<sup>2</sup> by Subdistrict, 2011– 2018 .....</i>                   | 238 |
| 4.3.10 | Pelanggaran Lalu Lintas Jalan Raya di Kabupaten Kediri , 2015-2019.....  | 241 |
|        | <i>Crime cases reported and resolved in Kediri Regency, 2015-2019.....</i>   | 241 |
| 4.3.11 | Jumlah Kecelakaan Lalu Lintas, Jenis Korban dan Kerugian menurut Kecamatan di Wilayah Kepolisian Resort Kediri, 2018-2019.....                   | 242 |
|        | <i>Number of Traffic Accidents, Types of Victims and Losses by Subdistrict at Kediri Resort Police Region, 2018-2019.....</i>                    | 242 |
| 4.3.12 | Jumlah Surat Ijin Mengemudi (SIM) yang dikeluarkan setiap bulan oleh Polres Kediri menurut Jenisnya, 2018-2019 .....                             | 244 |
|        | <i>Number of Driver's License (SIM) issued every month by Kediri Police by Type, 2018-2019.....</i>  | 244 |
| 4.3.13 | Jumlah Perkara Pidana yang dilaporkan dan diselesaikan oleh Kejaksaan Negeri Kediri Menurut Jenis Perkara dan Bulan Kalender, 2018-2019.....     | 246 |
|        | <i>Number of Criminal Cases reported and settled by Prosecutor's Office of Kediri Regency by Type of Case and Month Calendar, 2018-2019.....</i> | 246 |
| 4.3.14 | Jumlah Perkara yang diselesaikan oleh Kejaksaan Negeri Kediri menurut Bulan Kalender, 2018-2019.....   | 249 |
|        | <i>Number of Cases completed by Prosecutor's Office of Kediri Regency by Calendar Month, 2018-2019.....</i>                                      | 249 |
| 4.3.15 | Perkara Perdata yang masuk dan diputus Pengadilan Negeri Kabupaten Kediri, 2018-2019.....  | 250 |
|        | <i>Civil Cases entered and terminated by District Court of Kediri Regency, 2018-2019.....</i>  | 250 |
| 4.3.16 | Perkara Pidana yang masuk dan diputus Pengadilan Negeri Kabupaten Kediri, 2018-2019.....   | 251 |
|        | <i>Perkara Pidana yang masuk dan diputus Pengadilan Negeri Kabupaten Kediri, 2018-2019.....</i>  | 251 |



|        | Halaman<br>Page  |     |
|--------|--|-----|
| 4.3.17 | Jumlah Terhukum yang diputus Pengadilan Negeri Kabupaten Kediri menurut Jenis Hukuman, 2018-2019.....  | 252 |
|        | <i>Number of Punishable by District Court in Kediri Regency by Type of Punishment, 2018-2019.....</i>  | 252 |
| 4.3.18 | Jumlah Perkara Perdata yang Masuk di Pengadilan Negeri Kabupaten Kediri menurut Bulan Kalender, 2018-2019.....   | 253 |
|        | <i>Number of Civil Cases Entered at the District Court of Kediri Regency by Calendar Month, 2018-2019.....</i>   | 253 |
| 4.3.19 | Jumlah Perkara Perdata yang Bergantung pada Pengadilan Negeri Kabupaten Kediri setiap bulan menurut Bulan Kalender, 2018-2019  | 254 |
|        | <i>Number of Civil Cases Depending on the District Court of Kediri Regency each month by Calendar Month, 2018-2019.....</i>  | 254 |
| 4.3.20 | Jumlah Perkara Pidana yang masuk pada Pengadilan Negeri Kabupaten Kediri setiap bulan menurut Bulan Kalender, 2018-2019  | 255 |
|        | <i>Number of Criminal Cases entered at the District Court of Kediri Regency each month by Calendar Month, 2018-2019.....</i>   | 255 |
| 4.3.21 | Jumlah Perkara/Terdakwa/Tertuduh yang diselesaikan di Pengadilan Negeri Kabupaten Kediri menurut Jenis Penyelesaian setiap bulan menurut Bulan Kalender, 2018-2019 ..... | 256 |
|        | <i>Number of Cases / Defendants / Defendants settled in District Court of Kediri Regency by Type of Settlement each month by Calendar Month, 2018-2019.....</i>          | 256 |
| 4.3.22 | Sikap Terdakwa menurut Hasil Keputusan di Pengadilan Negeri Kabupaten Kediri setiap bulan menurut Bulan Kalender, 2018-2019  | 257 |
|        | <i>Attitudes of the Defendant according to the Results of Decision in District Court of Kediri Regency every month by Calendar Month, 2018-2019 .....</i>                | 257 |
| 4.3.23 | Jumlah Perkara yang Diterima di Pengadilan Agama Kabupaten Kediri menurut Jenis Perkara dan Bulan Kalender, 2018-2019 .....  | 258 |
|        | <i>Number of Cases Received in Religion Court of Kediri Regency by Kind of Article and Calendar Month, 2018-2019 .....</i>   | 258 |
| 4.3.24 | Jumlah Perkara yang Diterima di Pengadilan Agama Kabupaten Kediri menurut Jenis Perkara Perkawinan dan Bulan Kalender, 2018-2019.....                                    | 261 |
|        | <i>Number of Cases Received in Religion Court of Kediri Regency by Kind of Marriage and Calendar Month, 2018-2019 .....</i>  | 261 |

|        | Halaman<br>Page  |
|--------|--|
| 4.3.25 | Jumlah Perkara yang Diputus di Pengadilan Agama Kabupaten Kediri menurut Jenis Perkara dan Bulan Kalender, 2018-2019 ..... 267<br><i>Number of Cases Completed in Religion Court of Kediri Regency by Kind of Article and Calendar Month, 2018-2019..... 267</i>                                   |
| 4.3.26 | Jumlah Perkara Perkawinan yang Diputus di Pengadilan Agama Kabupaten Kediri menurut Jenis Perkara Perkawinan dan Bulan Kalender, 2018-2019 ..... 272<br><i>Number of Marriage Matter Completed in Religious Court of Kediri Regency by Kind of Marriage and Calendar Month, 2018-2019..... 272</i> |
| 4.3.27 | Faktor Penyebab Terjadinya Perceraian di Pengadilan Agama Kabupaten Kediri menurut Penyebab dan Bulan Kalender, 2018-2019 ..... 278<br><i>Divorce Factors in Religious Court of Kediri Regency by Cause of Marriage and Calendar Month, 2018-2019..... 278</i>                                     |
| 4.3.28 | Jumlah Narapidana pada Lembaga Pemasyarakatan Kediri menurut Jenis Kejahatan/Pelanggaran dan Jenis Kelamin, 2018-2019 ..... 282<br><i>Number of Prisoners in Kediri Penitentiary by Crime / Violation Type and Gender, 2018-2019 ..... 282</i>   |
| 4.3.29 | Narapidana di Lembaga Pemasyarakatan Kediri menurut Jenis Kelamin, 2018-2019 ..... 285<br><i>Number of Prisoners in Kediri Penitentiary by Sex, 2018-2019..... 285</i>   |
| 4.3.30 | Jumlah Tahanan pada Lembaga Pemasyarakatan Kediri menurut Jenis Kejahatan/Pelanggaran dan Jenis Kelamin, 2018-2019..... 286<br><i>Number of Detainees at Kediri Penitentiary by Crime / Violation Type and Gender, 2018-2019 ..... 286</i>   |
| 4.3.31 | Permasalahan Kesejahteraan Sosial di Kabupaten Kediri menurut Jenisnya, 2015-2019..... 289<br><i>Social Welfare Issues in Kediri Regency by Type, 2015-2019 ..... 289</i>  |
| 4.3.32 | Jumlah Panti Asuhan, Anak Asuh menurut Jenis Kelamin dan Pengasuh, 2015-2019..... 290<br><i>Number of Orphanages, Foster Children by Gender and Caregiver, 2015-2019 ..... 290</i>   |

|            |  |            |
|------------|--|------------|
| 4.3.33     | Jumlah Mucikari, Wanita Tuna Susila (WTS) dan Wanita Tuna Susila yang Direhabilitasi yang tercatat di Dinas Sosial Kabupaten Kediri Menurut Kecamatan, 2018 - 2019 ..... | 291        |
|            | <i>Number of Pimps, Prostitutes and Rehabilitated Prostitutes recorded at the Social Service of Kediri Regency by Subdistrict, 2018-2019 .....</i>                       | 291        |
| 4.3.34     | Jumlah Penyandang Cacat dan Jompo di Kabupaten Kediri menurut Jenisnya, 2015-2019.....   | 292        |
|            | <i>Number of Persons with Disabilities and Elderly in Kediri Regency by Type, 2015-2019.....</i>   | 292        |
| 4.3.35     | Jumlah Tenaga Kerja Sosial Masyarakat di Kabupaten Kediri menurut Jenis Kelamin dan Kecamatan, 2018 - 2019 .....   | 293        |
|            | <i>Number of Community Social Workers in Kediri Regency by Gender and Subdistrict, 2018-2019.....</i>  | 293        |
| 4.3.36     | Jumlah Karang Taruna dan Anggota Karang Taruna di Kabupaten Kediri menurut Kecamatan, 2018 - 2019 .....  | 294        |
|            | <i>Number of Youth Organizations and Youth Members in Kediri Regency by Subdistrict, 2018-2019.....</i>  | 294        |
| 4.3.37     | Indeks Pembangunan Manusia (IPM) di Wilayah Eks Karesidenan Kediri, 2018-2019 .....  | 295        |
|            | <i>Human Development Index (HDI) in Kediri Ex-Residency, 2018-2019</i>   | 295        |
| 4.3.38     | Indeks Pembangunan Gender (IPG) di Wilayah Eks Karesidenan Kediri, 2019 .....  | 297        |
|            | <i>Gender Development Index (IPG) in Kediri Ex-Residency, 2019.....</i>  | 297        |
| <b>4.4</b> | <b>KEMISKINAN .....</b>  | <b>300</b> |
|            | <b>POVERTY.....</b>  | <b>300</b> |
| 4.4.1      | Garis Kemiskinan, Jumlah, dan Persentase Penduduk Miskin di Kabupaten Kediri, 2012–2019.....   | 300        |
|            | <i>Poverty Line, Number, and Percentage of Poor People in Kediri Regency, 2012–2019.....</i>   | 300        |
| 4.4.2      | Indeks Kedalaman Kemiskinan dan Indeks Keparahan Kemiskinan di Kabupaten Kediri, 2012–2019 .....   | 301        |
|            | <i>Poverty Gap Index and Poverty Severity Index in Kediri Regency, 2012–2019.....</i>  | 301        |

|            |   |            |
|------------|---|------------|
| <b>5.</b>  | <b>PERTANIAN, KEHUTANAN, PETERNAKAN, DAN PERIKANAN/<br/>AGRICULTURE, FORESTRY, LIVESTOCK, AND FISHERY .....</b>                       | <b>303</b> |
| <b>5.1</b> | <b>HORTIKULTURA .....</b>   | <b>318</b> |
|            | <b>HORTICULTURE.....</b>  | <b>318</b> |
| 5.1.1      | Luas Panen Tanaman Sayuran di Kabupaten Kediri Menurut<br>Kecamatan dan Jenis Tanaman (ha), 2018 dan 2019 .....                       | 318        |
|            | <i>Harvested Area of Vegetables in Kediri Regency by Subdistrict and<br/>Kind of Plant (ha), 2018 and 2019 .....</i>                  | <i>318</i> |
| 5.1.2      | Produksi Tanaman Sayuran di Kabupaten Kediri Menurut<br>Kecamatan dan Jenis Tanaman (kuintal), 2018 dan 2019 .....                    | 321        |
|            | <i>Production of Vegetables in Kediri Regency by Subdistrict and Kind of<br/>Plant (quintal), 2018 dan 2019 .....</i>                 | <i>321</i> |
| 5.1.3      | Luas Panen Tanaman Sayuran dan Buah-buahan Semusim di<br>Kabupaten Kediri Menurut Jenis Tanaman (ha), 2016–2019 .....                 | 324        |
|            | <i>Harvested Area of Seasonal Vegetables and Fruits in Kediri Regency<br/>by Kind of Plant (ha), 2016–2019 .....</i>                  | <i>324</i> |
| 5.1.4      | Produksi Tanaman Sayuran dan Buah-buahan Semusim di<br>Kabupaten Kediri Menurut Jenis Tanaman (kuintal), 2016–2019.....               | 325        |
|            | <i>Production of Seasonal Vegetables and Fruits in Kediri Regency by<br/>Kind of Plant (quintal), 2016–2019 .....</i>                 | <i>325</i> |
| 5.1.5      | Luas Panen Tanaman Biofarmaka di Kabupaten Kediri Menurut<br>Kecamatan dan Jenis Tanaman (m <sup>2</sup> ), 2018 dan 2019.....        | 326        |
|            | <i>Harvested Area of Medicinal Plants in Kediri Regency by Subdistrict<br/>and Kind of Plant (m<sup>2</sup>), 2018 and 2019 .....</i> | <i>326</i> |
| 5.1.6      | Produksi Tanaman Biofarmaka di Kabupaten Kediri Menurut<br>Kecamatan dan Jenis Tanaman (kg), 2018 and 2019 .....                      | 328        |
|            | <i>Production of Medicinal Plants in Kediri Regency by Subdistrict and<br/>Kind of Plant (kg) 2018 and 2019 .....</i>                 | <i>328</i> |
| 5.1.7      | Luas Panen Tanaman Biofarmaka di Kabupaten Kediri Menurut<br>Jenis Tanaman (m <sup>2</sup> ), 2016–2019 .....                         | 330        |
|            | <i>Harvested Area of Medicinal Plants in Kediri Regency by Kind of Plant<br/>(m<sup>2</sup>), 2016–2019.....</i>                      | <i>330</i> |

|            | Halaman<br>Page   |            |
|------------|---|------------|
| 5.1.8      | Produksi Tanaman Biofarmaka di Kabupaten Kediri Menurut Jenis Tanaman (kg), 2016–2019.....<br><i>Production of Medicinal Plants in Kediri Regency by Kind of Plant (kg), 2016–2019</i> .....  | 331<br>331 |
| 5.1.9      | Luas Panen Tanaman Hias di Kabupaten Kediri Menurut Kecamatan dan Jenis Tanaman (m <sup>2</sup> ), 2018 and 2019.....<br><i>Harvested Area of Ornamental Plants in Kediri Regency by Subdistrict and Kind of Plant (m<sup>2</sup>), 2018 and 2019</i> ..... | 332<br>332 |
| 5.1.10     | Produksi Tanaman Hias di Kabupaten Kediri Menurut Kecamatan dan Jenis Tanaman (tangkai), 2018 and 2019.....<br><i>Production of Ornamental Plants in Kediri Regency by Subdistrict and Kind of Plant (stalks), 2018 and 2019</i> .....                      | 334<br>334 |
| 5.1.11     | Luas Panen Tanaman Hias di Kabupaten Kediri Menurut Jenis Tanaman (m <sup>2</sup> ), 2016–2019 .....  | 336<br>336 |
| 5.1.12     | Produksi Tanaman Hias di Kabupaten Kediri Menurut Jenis Tanaman (tangkai), 2016–2019 .....  | 337<br>337 |
| 5.1.13     | Produksi Buah-buahan di Kabupaten Kediri Menurut Kecamatan dan Jenis Tanaman (kuintal), 2018 and 2019.....<br><i>Production of Fruits in Kediri Regency by Subdistrict and Kind of Plant (quintal), 2018 and 2019</i> .....                                 | 338<br>338 |
| 5.1.14     | Produksi Buah–Buahan dan Sayuran Tahunan di Kabupaten Kediri Menurut Jenis Tanaman (kuintal), 2016–2019 .....   | 341<br>341 |
| <b>5.2</b> | <b>PERKEBUNAN.....</b>  | <b>342</b> |
|            | <b>ESTATE CROPS .....</b>   | <b>342</b> |
| 5.2.1      | Luas Areal Tanaman Perkebunan di Kabupaten Kediri Menurut Kecamatan dan Jenis Tanaman (ribu ha), 2018 dan 2019.....<br><i>Planted Area of Estate Crops in Kediri Regency by Subdistrict and Type of Crops (thousand ha), 2018 dan 2019</i> .....            | 342<br>342 |

|            | Halaman<br>Page   |
|------------|---|
| 5.2.2      | Produksi Perkebunan di Kabupaten Kediri Menurut Kecamatan dan Jenis Tanaman (ribu ton), 2018 dan 2019..... 346<br><i>Production of Estate in Kediri Regency by Subdistrict and Type of Crops (thousand ton), 2018 and 2019..... 346</i> |
| <b>5.3</b> | <b>KEHUTANAN ..... 350</b><br><b>FORESTRY ..... 350</b>   |
| 5.3.1      | Luas Hutan menurut Jenis dan Fungsinya serta Reboisasi Hutan di Kabupaten Kediri, 2015- 2019 (Ha)..... 350<br><i>Forest Area by Type and Function and Forest Reforestation in Kediri Regency, 2015 - 2019 (Ha)..... 350</i>             |
| 5.3.2      | Luas Hutan menurut Fungsi dan Kecamatan di Kabupaten Kediri, 2018- 2019 (Ha) ..... 351<br><i>Forest Area by Function and Subdistrict in Kediri Regency, 2018 - 2019 (Ha) ..... 351</i>  |
| 5.3.3      | Produksi dan Nilai Produksi Tanaman Kehutanan di Kabupaten Kediri menurut Jenisnya, 2018-2019 ..... 353<br><i>Production and Value of Forestry Plants in Kediri Regency by Type, 2018-2019 ..... 353</i>                                |
| <b>5.4</b> | <b>PETERNAKAN..... 354</b><br><b>LIVESTOCK ..... 354</b>  |
| 5.4.1      | Populasi Ternak di Kabupaten Kediri menurut Jenisnya (ekor), 2015 - 2019..... 354<br><i>Livestock Populations in Kediri Regency by Type (Tails), 2015 - 2019 ..... 354</i>  |
| 5.4.2      | Populasi Ternak Besar dan Kecil di Kabupaten Kediri menurut Jenisnya dan Kecamatan, 2018 - 2019 ..... 355<br><i>Population of Large and Small Livestock in Kediri Regency by Type and Subdistrict, 2018 - 2019 ..... 355</i>            |
| 5.4.3      | Populasi Unggas dan Kelinci di Kabupaten Kediri menurut Jenisnya dan Kecamatan, 2018 - 2019 ..... 357<br><i>Poultry and Rabbit Populations in Kediri Regency by Type and Subdistrict, 2018 - 2019 ..... 357</i>                         |
| 5.4.4      | Produksi Daging, Telur dan Susu di Kabupaten Kediri menurut Jenis Ternak, 2015 - 2019 ..... 359<br><i>Meat, Egg and Milk Production in Kediri Regency by Type of Livestock,, 2015 - 2019 ..... 359</i>                                  |

|            | Halaman<br>Page  |            |
|------------|--|------------|
| 5.4.5      | Jumlah Kios Sarana Produksi Peternakan di Kabupaten Kediri menurut Kecamatan, 2018-2019.....<br><i>Number of Livestock Production Facilities Kiosks in Kediri Regency by Subdistrict, 2018-2019</i> .....            | 360<br>360 |
| <b>5.5</b> | <b>PERIKANAN .....</b>   | <b>361</b> |
|            | <b>FISHERY.....</b>  | <b>361</b> |
| 5.5.1      | Jumlah Rumah Tangga Petani Ikan dan Pencari Ikan di Kabupaten Kediri menurut Kecamatan, 2018-2019.....<br><i>Number of Fish Farmers and Fish Finder Households in Kediri Regency by Subdistrict, 2018-2019</i> ..... | 361<br>361 |
| 5.5.2      | Produksi dan Nilai Produksi Ikan Air Tawar di Kabupaten Kediri menurut Jenisnya, 2018-2019 .....   | 363<br>363 |
| 5.5.3      | Produksi dan Nilai Produksi Ikan Hias di Kabupaten Kediri menurut Jenisnya, 2018-2019.....   | 364<br>364 |
| 5.5.4      | Produksi Ikan di Kabupaten Kediri menurut Kecamatan dan Jenis Budidaya, 2018-2019 .....  | 365<br>365 |
| 5.5.5      | Nilai Produksi Ikan di Kabupaten Kediri menurut Kecamatan dan Jenis Budidaya (juta rupiah), 2018-2019 .....  | 367<br>367 |
| 5.5.6      | Jumlah Ikan Basah dan Ikan Olahan yang masuk di Kabupaten Kediri (Kg), 2010-2019 .....   | 369<br>369 |

|  | Halaman<br>Page |
|--|-----------------|
| <b>5.6 TANAMAN PANGAN .....</b>  | <b>370</b>      |
| <b>FOOD CROPS .....</b>  | <b>370</b>      |
| 5.6.1 Luas Panen, Rata-rata Produksi per Ha dan Produksi Padi di<br>Kabupaten Kediri, 2018-2019 .....                              | 370             |
| <i>Harvested Area, Average Production per Ha and Rice Production in<br/>Kediri Regency, 2018-2019 .....</i>                        | <i>370</i>      |
| 5.6.2 Luas Panen, Rata-rata Produksi per Ha dan Produksi Jagung di<br>Kabupaten Kediri, 2018-2019 .....                            | 371             |
| <i>Harvested Area, Average Production per Ha and Maize Production in<br/>Kediri Regency, 2018-2019 .....</i>                       | <i>371</i>      |
| 5.6.3 Luas Panen, Rata-rata Produksi per Ha dan Produksi Ubi Kayu di<br>Kabupaten Kediri, 2018-2019 .....                          | 372             |
| <i>Harvest Area, Average Production per Ha and Cassava Production in<br/>Kediri Regency, 2018-2019 .....</i>                       | <i>372</i>      |
| 5.6.4 Luas Panen, Rata-rata Produksi per Ha dan Produksi Ubi Jalar di<br>Kabupaten Kediri, 2018-2019 .....                         | 373             |
| <i>Harvest Area, Average Production per Ha and Sweet Potato<br/>Production in Kediri Regency, 2018-2019 .....</i>                  | <i>373</i>      |
| 5.6.5 Luas Panen, Rata-rata Produksi per Ha dan Produksi Kacang Tanah<br>di Kabupaten Kediri, 2018-2019 .....                      | 374             |
| <i>Harvest Area, Average Production per Ha and Peanut Production in<br/>Kediri Regency, 2018-2019 .....</i>                        | <i>374</i>      |
| 5.6.6 Luas Panen, Rata-rata Produksi per Ha dan Produksi Kedelai di<br>Kabupaten Kediri, 2018-2019 .....                           | 375             |
| <i>Harvest Area, Average Production per Ha and Soybean Production in<br/>Kediri Regency, 2018-2019 .....</i>                       | <i>375</i>      |
| <b>6. INDUSTRI, PERTAMBANGAN, DAN ENERGI/INDUSTRY,<br/>MINING, AND ENERGY .....</b>  | <b>377</b>      |
| <b>6.1 INDUSTRI.....</b>   | <b>386</b>      |
| <b>INDUSTRY .....</b>  | <b>386</b>      |
| 6.1.1 Jumlah Pengusaha industri Pengolahan di Kabupaten Kediri<br>menurut Kelompok Tenaga Kerja dan Jenis Industri, 2018-2019..... | 386             |
| <i>Number of Processing Industry Entrepreneurs in Kediri Regency by<br/>Group of Labor and Industry Type, 2018-2019 .....</i>      | <i>386</i>      |



|   | Halaman    |
|---|------------|
|   | Page       |
| <b>6.2 ENERGI .....</b>   | <b>388</b> |
| <b>ENERGY .....</b>   | <b>388</b> |
| 6.2.1 Produksi Listrik yang Dibangkitkan, Susut dan Terjual di Kabupaten Kediri, 2009-2019 (000 Kwh) .....  | 388        |
| <i>Production of Electricity Generated, Decrease and Sold in Kediri Regency, 2009-2019 (000 Kwh) .....</i>  | <i>388</i> |
| 6.2.2 Banyaknya Pelanggan, Daya Terpasang dan Listrik Terjual di Kabupaten Kediri Menurut Golongan Tarif, 2018-2019 .....                         | 389        |
| <i>Number of Customers, Installed Power and Electricity Sold in Kediri Regency According to Tariff Group, 2018-2019 .....</i>                     | <i>389</i> |
| 6.2.3 Daya Terpasang, Produksi, dan Distribusi Listrik PT. PLN (Persero) pada Cabang/Ranting PLN di Kabupaten Kediri Menurut Kecamatan, 2019..... | 391        |
| <i>Installed Electricity Power, Production, and Distribution of PT. PLN (Persero) at PLN Branch in Kediri Regency by Subdistrict, 2019.....</i>   | <i>391</i> |
| 6.2.4 Jumlah Pelanggan Listrik di Kabupaten Kediri Menurut Kecamatan, 2015–2019 .....   | 392        |
| <i>Number of Electricity Customers in Kediri Regency by Subdistrict, 2015–2019 .....</i>  | <i>392</i> |
| 6.2.5 Jumlah Pelanggan dan Air yang Disalurkan di Kabupaten Kediri Menurut Kecamatan, 2019 .....  | 393        |
| <i>Number of Customers and Distributed Water in Kediri Regency by Subdistrict, 2019 .....</i>   | <i>393</i> |
| 6.2.6 Jumlah Pelanggan dan Air Minum yang Tersalurkan di Kabupaten Kediri menurut Kategori Pelanggan, 2018-2019.....                              | 394        |
| <i>Jumlah Pelanggan dan Air Minum yang Tersalurkan di Kabupaten Kediri menurut Kategori Pelanggan, 2018-2019.....</i>                             | <i>394</i> |
| <b>7. PARIWISATA/TOURISM .....</b>  | <b>395</b> |
| 7.1 Jumlah Rumah Makan/Restoran di Kabupaten Kediri Menurut Kecamatan, 2016–2019 .....  | 404        |
| <i>Number of Restaurants in Kediri Regency by Subdistrict, 2016–2019....</i>  | <i>404</i> |
| 7.2 Jumlah Kamar, Tempat Tidur dan Tenaga Kerja Hotel/Losmen di Kabupaten Kediri, 2019 .....  | 405        |
| <i>Number of Hotels/ Inns Rooms, Beds and Labour in Kediri Regency, 2019.....</i>   | <i>405</i> |

|            | Halaman<br>Page  |
|------------|--|
| 7.3        | Jumlah Objek Wisata di Kabupaten Kediri menurut Jenisnya dan Kecamatan, 2018–2019 ..... 406<br><i>Number of Tourism Objects in Kediri Regency by Type and Subdistrict, 2018–2019</i> ..... 406                           |
| 7.4        | Jumlah Wisatawan di Kabupaten Kediri menurut Asal Wisatawan dan Objek/Tempat Wisata, 2019 ..... 408<br><i>Number of Tourists in Kediri Regency by Origin of Tourists and Attractions, 2019</i> ..... 408                 |
| <b>8.</b>  | <b>TRANSPORTASI DAN KOMUNIKASI/TRANSPORTATION AND COMMUNICATION</b> ..... <b>411</b>   |
| <b>8.1</b> | <b>TRANSPORTASI</b> ..... <b>422</b><br><b>TRANSPORTATION</b> ..... <b>422</b>   |
| 8.1.1      | Perkembangan Jalan dan Jembatan di Kabupaten Kediri, 2018-2019 422<br><i>Development of Roads and Bridges in Kediri Regency, 2018-2019</i> ..... 422   |
| 8.1.2      | Panjang Jalan di Kabupaten Kediri menurut Jenis, Kondisi dan Kelas jalan (Km) , 2018-2019 ..... 423<br><i>Length of Road in Kediri Regency by type, condition and class of road (Km), 2018-2019</i> ..... 423            |
| 8.1.3      | Jumlah Kendaraan Bermotor di Kabupaten Kediri yang di Uji menurut Jenisnya, 2015-2019..... 424<br><i>Number of Motorized Vehicles in Kediri Regency Tested by Type, 2015-2019</i> ..... 424                              |
| 8.1.4      | Jumlah Kendaraan Bermotor Wajib Uji di Kabupaten Kediri menurut Bulan dan Jenisnya, 2018-2019..... 425<br><i>Number of Motor Vehicles Compulsory Test in Kediri Regency by Month and Type, 2018-2019</i> ..... 425       |
| 8.1.5      | Jumlah Kendaraan Bermotor Lulus Uji di Kabupaten Kediri menurut Bulan dan Jenisnya, 2018-2019..... 428<br><i>Number of Motor Vehicles Passed Test in Kediri Regency by Month and Type, 2018-2019</i> ..... 428           |
| 8.1.6      | Jumlah Kendaraan Bermotor Tidak Lulus Uji di Kabupaten Kediri menurut Bulan dan Jenisnya, 2018-2019..... 431<br><i>Number of Motor Vehicles Not Passed Test in Kediri Regency by Month and Type, 2018-2019</i> ..... 431 |

|            | Halaman<br>Page   |
|------------|---|
| 8.1.7      | Jumlah Kendaraan Angkutan Jalan Raya di Kabupaten Kediri, 2015 - 2019..... 434  |
|            | <i>Number of Road Freight Vehicles in Kediri Regency, 2015 - 2019</i> ..... 434   |
| <b>8.2</b> | <b>KOMUNIKASI..... 435</b>  |
|            | <b>COMMUNICATION ..... 435</b>  |
| 8.2.1      | Jumlah Kantor Pos Cabang dan Tempat Pelayanan Pos Lainnya di Kantor Pos Kediri, 2015-2019..... 435                                |
|            | <i>Number of Post Office Branches and Other Postal Service Venues in Kediri Post Office, 2015-2019</i> ..... 435                  |
| 8.2.2      | Jumlah Benda-benda Pos Terkirim menurut Jenisnya di Kantor Pos Kediri, 2015-2019 ..... 436  |
|            | <i>Number of Post Items Sent by Type in Kediri Post Office, 2015-2019</i> ..... 436   |
| 8.2.3      | Lalu lintas Surat Pos Dalam Negeri menurut Bulan di Kantor Pos Kediri, 2018-2019 ..... 437  |
|            | <i>Domestic Letter Post traffic by month in Kediri Post Office, 2018-2019</i> . 437   |
| 8.2.4      | Jumlah Penerimaan Surat, Wesel Pos, Paket Pos dan Giro menurut Bulan di Kantor Pos Kediri, 2018-2019 ..... 438                    |
|            | <i>Number of Mail Receipts, Postal Notes, Post and Giro Packages by Month in Kediri Post Office, 2018-2019</i> ..... 438          |
| 8.2.5      | Frekuensi Kegiatan Operasional Komunikasi dan Informasi menurut Jenisnya di Kabupaten Kediri, 2015-2019 ..... 439                 |
|            | <i>Frequency of Communication and Information Operational Activities by Type in Kediri Regency, 2015-2019</i> ..... 439           |
| 8.2.6      | Sarana Komunikasi Dinas Kominfo Kabupaten Kediri menurut Jenisnya, 2015-2019..... 440   |
|            | <i>Communication Facilities of the Department of Communication and Information of Kediri Regency by Type, 2015-2019</i> ..... 440 |
| <b>9.</b>  | <b>PERBANKAN, KOPERASI, DAN HARGA-HARGA/BANKING, COOPERATIVE, AND PRICES ..... 441</b>  |
| <b>9.1</b> | <b>PERBANKAN..... 452</b>   |
|            | <b>BANKING ..... 452</b>  |
| 9.1.1      | Jaringan Bank menurut Jenisnya di Kabupaten/Kota Kediri, 2018-2019..... 452   |
|            | <i>Bank Network by Type in Kediri Regency/Municipality, 2018-2019</i> ..... 452   |

|            | Halaman<br>Page   |
|------------|---|
| 9.1.2      | Aktiva Bank, Penghimpunan Dana dan Penyaluran Kredit di Kabupaten/Kota Kediri (Juta Rupiah), Akhir Tahun 2015-2019..... 454<br><i>Bank Assets, Funds and Distribution of Credit in Kediri Regency/ Municipality (Million Rupiah), End of Year 2015 -2019..... 454</i> |
| 9.1.3      | Jumlah Penerimaan, Pengeluaran dan Nilai Wesel Pos menurut Bulan Kantor Pos Kediri, 2018–2019 ..... 456<br><i>Number of Receipts, Expenditures and Value of Postal Notes by Month in Kediri Post Office, 2018–2019 ..... 456</i>                                      |
| 9.1.4      | Jumlah Penabungan dan Penarikan Tabungan pada Kantor Pos Kediri menurut Bulan, 2018–2019 ..... 458<br><i>Total Savings and Withdrawal of Savings at Kediri Post Office by Month, 2018–2019..... 458</i>   |
| 9.1.5      | Jumlah Jaringan Kantor Lembaga Keuangan di Kabupaten Kediri, 2018–2019 ..... 460<br><i>Number of Network of Financial Institutions Office in Kediri Regency, 2018–2019 ..... 460</i>  |
| <b>9.2</b> | <b>KOPERASI ..... 462</b>   |
|            | <b>COOPERATIVE..... 462</b>   |
| 9.2.1      | Jumlah Koperasi di Kabupaten Kediri menurut Tingkatannya, 2018–2019 ..... 462<br><i>Number of Cooperatives in Kediri Regency by Level, 2018–2019..... 462</i>   |
| 9.2.2      | Jumlah Koperasi di Kabupaten Kediri menurut Bidang Usahanya, 2018–2019 ..... 463<br><i>Number of Cooperatives in Kediri Regency by Their Field of Business, 2018–2019 ..... 463</i>   |
| 9.2.3      | Jumlah Anggota, Pengurus dan Pekerja di Kabupaten Kediri menurut Jenis Usahanya, 2018–2019..... 464<br><i>Number of Members, Managers and Workers of Cooperatives in Kediri Regency by Type of Business, 2018–2019..... 464</i>                                       |
| 9.2.4      | Modal Aktif Koperasi di Kabupaten Kediri menurut Jenisnya, 2015-2019 (Juta Rupiah) ..... 465<br><i>Active Capital of Cooperatives in Kediri Regency by Type, 2015-2019 (Million Rupiahs) ..... 465</i>  |

|            | Halaman<br>Page   |
|------------|---|
| 9.2.5      | Perkembangan Permodalan Koperasi di Kabupaten Kediri, 2018-2019 (Juta Rupiah)..... 466<br><i>Development of Cooperative Capital in Kediri Regency, 2018 -2019 (Million Rupiah) ..... 466</i>  |
| <b>9.3</b> | <b>HARGA-HARGA..... 467</b>   |
|            | <b>PRICES..... 467</b>  |
| 9.3.1      | Indeks Harga Konsumen Kota Kediri Menurut Kelompok Komoditi, 2018-2019 (2012 = 100)..... 467<br><i>Consumer Price Index of Kediri Municipality by Commodity Group, 2018-2019 (2012 = 100)..... 467</i>  |
| 9.3.2      | Laju Inflasi Bulanan Kota Kediri Menurut Kelompok Komoditi, 2018-2019..... 470<br><i>Monthly Inflation Rate of Kediri Municipality by Commodity Group, 2018-2019 ..... 470</i>  |
| 9.3.3      | Statistik Harga Kebutuhan Rumah Tangga di Kabupaten Kediri menurut Komoditas dan Bulan Kalender, 2018-2019 ..... 473<br><i>Price Statistics of Household Needs in Kediri Regency by Commodity and Month, 2018-2019 ..... 473</i>                  |
| <b>10.</b> | <b>PENGELUARAN PENDUDUK/POPULATION EXPENDITURE ..... 515</b>  |
| 10.1       | Rata-rata Pengeluaran per Kapita Sebulan Menurut Kelompok Komoditas (rupiah) di Kabupaten Kediri, 2018 dan 2019 ..... 522<br><i>Monthly Average Expenditure per Capita by Commodity Group (rupiahs) in Kediri Regency, 2018 and 2019..... 522</i> |
| 10.2       | Persentase Pengeluaran per Kapita Sebulan Menurut Kelompok Komoditas di Kabupaten Kediri, 2018 dan 2019..... 523<br><i>Percentage of Monthly Expenditure per Capita by Commodity Group in Kediri Regency, 2018 and 2019..... 523</i>              |
| 10.3       | Kuintil Pengeluaran Perkapita Penduduk Sebulan di Kabupaten Kediri, 2018 dan 2019..... 524<br><i>Monthly Expenditure Quantil Percapita in Kediri Regency, 2018 and 2019..... 524</i>  |

|  | Halaman<br>Page |
|--|-----------------|
| <b>11. PERDAGANGAN/TRADE .....</b>   | <b>525</b>      |
| 11.1 Jumlah Sarana Perdagangan Menurut Jenisnya di Kabupaten Kediri, 2018–2019 .....   | 536             |
| <i>Number of Trading Facilities by Type of Facility in Kediri Regency, 2018–2019 .....</i>   | <i>536</i>      |
| 11.2 Jumlah Pasar Tradisional Menurut Jenis dan Kecamatan di Kabupaten Kediri, 2018-2019 .....   | 537             |
| <i>Number of Traditional Market by Type and Subdistrict in Kediri Regency, 2018-2019 .....</i>   | <i>537</i>      |
| 11.3 Jumlah Minimarket/ Swalayan, Toko dan Warung di Kabupaten Kediri Menurut Kecamatan, 2018-2019 .....                               | 539             |
| <i>Number of Minimarkets / Supermarkets, Shops and Stalls in Kediri Regency by Subdistrict, 2018-2019 .....</i>                        | <i>539</i>      |
| 11.4 Jumlah Penerbitan Tanda Daftar Perusahaan Baru di Kabupaten Kediri menurut Bulan, 2018-2019 .....                                 | 540             |
| <i>Number of Issuance of New Company Registration Number in Kediri Regency by Month, 2018-2019 .....</i>                               | <i>540</i>      |
| 11.5 Persediaan, Penerimaan dan Pengeluaran Beras oleh Sub Divre Kediri menurut Bulan (Ton), 2018-2019 .....                           | 542             |
| <i>Inventories, Revenue and Expenditure of Rice by Sub-Divre of Kediri by Month (Ton), 2018-2019 .....</i>                             | <i>542</i>      |
| 11.6 Jumlah Pengiriman, Penyusutan dan Penerimaan Beras oleh Sub Divre Kediri menurut Bulan (Ton), 2018-2019 .....                     | 544             |
| <i>Number of Shipping, Depreciation and Revenue Received by Sub Divre of Kediri by Month (Ton), 2018-2019 .....</i>                    | <i>544</i>      |
| 11.7 Nilai Ekspor dan Impor di Kabupaten Kediri (US \$), 2018-2019 .....   | 545             |
| <i>Value of Export and Import in Kediri Regency (US \$), 2018-2019 .....</i>   | <i>545</i>      |
| <b>12. SISTEM NERACA REGIONAL/SYSTEM OF REGIONAL ACCOUNTS</b>  | <b>547</b>      |
| 12.1. Produk Domestik Regional Bruto Atas Dasar Harga Berlaku Kabupaten Kediri Menurut Lapangan Usaha (miliar rupiah), 2015–2019 ..... | 560             |
| <i>Gross Regional Domestic Product at Current Market Prices of Kediri Regency by Industry (billion rupiahs), 2015–2019 .....</i>       | <i>560</i>      |

|      |  |     |
|------|--|-----|
| 12.2 | Produk Domestik Regional Bruto Atas Dasar Harga Konstan 2010 Kabupaten Kediri Menurut Lapangan Usaha (miliar rupiah), 2015–2019.....             | 562 |
|      | <i>Gross Regional Domestic Product at 2010 Constant Market Prices of Kediri Regency by Industry (billion rupiahs), 2015–2019.....</i>            | 562 |
| 12.3 | Distribusi Persentase Produk Domestik Regional Bruto Atas Dasar Harga Berlaku Kabupaten Kediri Menurut Lapangan Usaha, 2015–2019.....            | 564 |
|      | <i>Percentage Distribution of Gross Regional Domestic Product at Current Market Prices of Kediri Regency by Industry, 2015–2019.....</i>         | 564 |
| 12.4 | Laju Pertumbuhan Produk Domestik Regional Bruto Atas Dasar Harga Konstan 2010 Kabupaten Kediri Menurut Lapangan Usaha (persen), 2015–2019 .....  | 566 |
|      | <i>Growth Rate of Gross Regional Domestic Product at 2010 Constant Market Prices of Kediri Regency by Industry (percent), 2015–2019 .....</i>    | 566 |
| 12.5 | Indeks Implisit PDRB Kabupaten Kediri Menurut Lapangan Usaha, 2015-2019.....   | 568 |
|      | <i>Implicit Index Percentage GRDP of Kediri Regency by Industrial Origin, 2015-2019 .....</i>  | 568 |
| 12.6 | Persentase Laju Implisit PDRB Kabupaten Kediri Menurut Lapangan Usaha, 2015-2019 .....   | 570 |
|      | <i>Implicit Growth Rate Percentage of GRDP of Kediri Regency by Industrial Origin, 2015-2019.....</i>  | 570 |
| 12.7 | Produk Domestik Regional Bruto Atas Dasar Harga Berlaku Kabupaten Kediri Menurut Jenis Pengeluaran (miliar rupiah), 2015–2019.....               | 572 |
|      | <i>Gross Regional Domestic Product at Current Market Prices of Kediri Regency by Type of Expenditure (billion rupiahs), 2015–2019.....</i>       | 572 |
| 12.8 | Produk Domestik Regional Bruto Atas Dasar Harga Konstan 2010 Kabupaten Kediri Menurut Jenis Pengeluaran (miliar rupiah), 2015–2019.....          | 573 |
|      | <i>Gross Regional Domestic Product at 2010 Constant Market Prices of Kediri Regency by Type of Expenditure (billion rupiahs), 2015–2019.....</i> | 573 |

|            | Halaman<br>Page  |
|------------|--|
| 12.9       | Distribusi Produk Domestik Regional Bruto Atas Dasar Harga Berlaku Kabupaten Kediri Menurut Menurut Jenis Pengeluaran (persen), 2015–2019 ..... 574<br><i>Distribution of Gross Regional Domestic Product at Current Market Prices of Kediri Regency by Expenditure (percent), 2015–2019..... 574</i>                      |
| 12.10      | Laju Pertumbuhan Produk Domestik Regional Bruto Atas Dasar Harga Konstan 2010 Kabupaten Kediri Menurut Jenis Pengeluaran (persen), 2015–2019 ..... 575<br><i>Growth Rate of Gross Regional Domestic Product at 2010 Constant Market Prices of Kediri Regency by Expenditure (percent), 2015–2019... 575</i>                |
| <b>13.</b> | <b>PERBANDINGAN ANTAR KABUPATEN/KOTA/ REGENCY/ MUNICIPAL COMPARISON ..... 577</b>  |
| 13.1       | Jumlah Penduduk Menurut Kabupaten/Kota di Provinsi Jawa Timur (ribu), 2015–2019 ..... 586<br><i>Population by Regency/Municipality in Jawa Timur Province (thousand), 2015–2019..... 586</i>   |
| 13.2       | Laju Pertumbuhan Produk Domestik Regional Bruto Atas Dasar Harga Konstan 2010 Menurut Kabupaten/Kota di Provinsi Jawa Timur (persen), 2015–2019..... 588<br><i>Rate of Growth of Gross Regional Domestic Products at Constant 2010 Prices by Regency/Municipality in Jawa Timur Province (percent), 2015–2019..... 588</i> |
| 13.3       | Jumlah Penduduk Miskin Menurut Kabupaten/Kota di Provinsi Jawa Timur (ribu), 2015–2019 ..... 590<br><i>Number of Poor Population by Regency/Municipality in Jawa Timur Province (thousand), 2015–2019 ..... 590</i>  |
| 13.4       | Indeks Pembangunan Manusia Menurut Kabupaten/Kota di Provinsi Jawa Timur, 2015–2019..... 592<br><i>Human Development Index by Regency/Municipality in Jawa Timur Province, 2015–2019 ..... 592</i>   |
| 13.5       | Tingkat Partisipasi Angkatan Kerja (TPAK) Menurut Kabupaten/ Kota dan Jenis Kelamin di Provinsi Jawa Timur, 2019..... 594<br><i>Labor Force Participation Rate (LFPR) by Regency/Municipality and Gender in Jawa Timur Province, 2019..... 594</i>   |



|      | Halaman<br>Page  |
|------|--|
| 13.6 | Tingkat Pengangguran Terbuka (TPT) Menurut Kabupaten/Kota dan Jenis Kelamin di Provinsi Jawa Timur, 2019 ..... 596<br><i>Open Unemployment Rate (OUR) by Regency/Municipality and Gender in Jawa Timur Province, 2019</i> ..... 596  |
| 13.7 | Angka Melek Huruf Penduduk Usia 15 Tahun Ke Atas di Jawa Timur Dirinci Menurut Kabupaten/Kota dan Kelompok Umur, 2019 (Persen)..... 598<br><i>Literacy Rate of Population Aged 15 and Over in Jawa Timur Specified By Regency/Municipality and Age Group, 2019 (Percent)</i> ..... 598 |
| 13.8 | Indeks Pembangunan Manusia (IPM) Provinsi Jawa Timur Menurut Kabupaten/Kota, 2019 ..... 600<br><i>Human Development Index (HDI) in Jawa Timur Province by Regency/Municipality, 2019</i> ..... 600   |



## DAFTAR GAMBAR/LIST OF FIGURES

|     |  | Halaman<br><i>Page</i> |
|-----|--|------------------------|
| 1.1 | Luas Daerah Kabupaten Kediri menurut Kecamatan (%), 2019.....<br><i>Kediri Regency Area by Subdistrict (%), 2019 .....</i>   | 12<br>12               |
| 1.2 | Jumlah Curah Hujan di Kabupaten Kediri, 2015-2019 .....<br><i>Total Rainfall in Kediri Regency, 2015-2019 .....</i>  | 13<br>13               |
| 2.1 | Jumlah Desa/Kelurahan di Kabupaten Kediri menurut Kecamatan<br>(%), 2019.....<br><i>Number of Village/Urban Village in Kediri Regency by Subdistrict (%),<br/>2019.....</i>            | 58<br>58               |
| 2.2 | Jumlah Pegawai Negeri Sipil Kabupaten Kediri Menurut Tingkat<br>Pendidikan, 2019 .....<br><i>Number of Civil Servants in Kediri Regency by Educational Level, 2019.</i>                | 59<br>59               |
| 3.1 | Piramida Penduduk Kabupaten Kediri, 2019.....<br><i>Pyramid Residents of Kediri Regency, 2019.....</i>   | 112<br>112             |
| 3.2 | Penduduk Berumur 15 Tahun Keatas Kabupaten Kediri menurut<br>Kategori, 2019 .....<br><i>Population Aged 15 Years and Over in Kediri Regency by Category,<br/>2019.....</i>             | 113<br>113             |
| 4.1 | Jumlah Peserta UNAS yang Tidak Lulus di Kabupaten Kediri, 2019...<br><i>Number of Participants of National Examination Not Passed in Kediri<br/>Regency, 2019.....</i>                 | 176<br>176             |
| 4.2 | Perkembangan Penduduk Miskin di Kabupaten Kediri, 2015-2019<br>(ribu jiwa) .....<br><i>Development of Poor Population in Kediri Regency, 2015-2019<br/>(thousand inhabitants).....</i> | 177<br>177             |
| 5.1 | Luas Lahan Pertanian di Kabupaten Kediri (ha), 2019.....<br><i>Total Area of Agricultural Land in Kediri Regency (ha), 2019 .....</i>  | 316<br>316             |
| 5.2 | Populasi Ternak di Kabupaten Kediri (ribu ekor), 2019 .....<br><i>Livestock Populations in Kediri Regency (thousand tails), 2019.....</i>  | 317<br>317             |

|      | Halaman<br>Page   |
|------|---|
| 6.1  | Produksi Air Minum yang Terjual oleh PDAM Kabupaten Kediri, 2017-2019 (000 m <sup>3</sup> ) ..... 384                 |
|      | <i>Drinking Water sold by PDAM Kediri Regency, 2017-2019 (000 m<sup>3</sup>) ..... 384</i>                            |
| 6.2  | Produksi Listrik yang Terjual di Kabupaten Kediri, 2015-2019 (juta Kwh) ..... 385                                     |
|      | <i>Electricity Production Sold in Kediri Regency, 2015-2019 (million Kwh). 385</i>                                    |
| 7.1  | Jumlah Kelompok Kesenian di Kabupaten Kediri, 2019 ..... 402  |
|      | <i>Number of Art Groups in Kediri Regency, 2019 ..... 402</i>   |
| 7.2  | Pendapatan/ Retribusi Objek/ Tempat Wisata di Kabupaten Kediri (juta rupiah), 2017-2019 ..... 403                     |
|      | <i>Revenue / Retribution of Object / Place of Attraction in Kediri Regency (million rupiahs), 2017-2019 ..... 403</i> |
| 8.1  | Perkembangan Kendaraan Angkutan Jalan Raya di Kabupaten Kediri, 2015 - 2019 ..... 420                                 |
|      | <i>Development of Highway Transportation Vehicles in Kediri Regency, 2015 - 2019 ..... 420</i>                        |
| 8.2  | Benda Pos yang Terkirim di Kantor Pos Kediri (%), 2019 ..... 421  |
|      | <i>Post Items Sent at the Kediri Post Office (%), 2019 ..... 421</i>  |
| 9.1  | Jumlah Jaringan Bank di Kabupaten Kediri, 2019..... 450   |
|      | <i>Number of Bank Networks in Kediri Regency, 2019..... 450</i>   |
| 9.2  | Laju Inflasi Kota Kediri 2018-2019 ..... 451  |
|      | <i>Kediri Municipality Inflation Rate 2018-2019 ..... 451</i>   |
| 10.1 | Rata-rata Pengeluaran per Kapita Sebulan menurut Kelompok Komoditas di Kabupaten Kediri (%), 2018-2019..... 520       |
|      | <i>Average Monthly Expenditure Per Capita by Commodity Group in Kediri Regency (%), 2018-2019 ..... 520</i>           |
| 10.1 | Kuintil Pengeluaran Perkapita Sebulan di Kabupaten Kediri (%), 2019 ..... 521   |
|      | <i>Monthly Expenditure Quantil Percapita in Kediri Regency (%), 2019..... 521</i>                                     |
| 11.1 | Penerimaan Beras di Kabupaten Kediri (ribu Ton), 2015-2019..... 534   |
|      | <i>Rice Receipt in Kediri District (thousand tons), 2015-2019..... 534</i>  |

|      | Halaman  |
|------|--|
|      | <i>Page</i>  |
| 11.2 | Nilai Ekspor dan Impor di Kabupaten Kediri (persen), 2019 ..... 535<br><i>Exports and Imports Value in Kediri Regency (percent), 2019..... 535</i>   |
| 12.1 | Persentase Inflasi PDRB Sektoral Kabupaten Kediri, 2018-2019..... 558<br><i>Inflation GDP Sectoral Percentage of Kediri Regency, 2018-2019..... 558</i>  |
| 12.2 | Perkembangan PDRB ADHB dan ADHK Kabupaten Kediri Menurut<br>Pengeluaran (triliun rupiah), 2015-2019 ..... 559<br><i>Development of GRDP at Current Prices and Constant Prices of Kediri<br/>           Regency by Expenditure (trillion rupiah), 2015-2019 ..... 559</i> |
| 13.1 | Pertumbuhan Ekonomi di Kabupaten/Kota ex Karesidenan Kediri<br>(%), 2019..... 584<br><i>Economic Growth in Regency/Municipality ex Residency Kediri(%),<br/>           2019..... 584</i>   |
| 13.2 | Perbandingan IPM di Wilayah Karesidenan Kediri, 2015-2019..... 585<br><i>Human Development Index Comparison in Kediri Ex-Residency, 2015-<br/>           2019..... 585</i>   |



## PENJELASAN UMUM/EXPLANATORY NOTES

Tanda-tanda, satuan-satuan, dan lain-lainnya yang digunakan dalam publikasi ini adalah sebagai berikut:

*Symbols, measurement units, and acronyms which are used in this publication, are as follows:*

### 1. TANDA-TANDA/SYMBOLS

|   |       |
|---|-------|
| Data tidak tersedia/Data not available .....                      | : ... |
| Tidak ada atau nol /Null or zero .....                            | : -   |
| Data dapat diabaikan/Data negligible .....                        | : 0   |
| Tanda decimal/Decimal point .....                                 | : ,   |
| Data tidak dapat ditampilkan/Not applicable .....                 | : NA  |
| Angka estimasi/Estimated figures .....                            | : e   |
| Angka diperbaiki/Revised figures .....                            | : r   |
| Angka sementara/Preliminary figures .....                         | : x   |
| Angka sangat sementara/Very preliminary figures .....             | : xx  |
| Angka sangat sangat sementara/Very very preliminary figures ..... | : xxx |

### 2. SATUAN/UNITS

|  |   |
|--|---|
| barel/barrel .....                           | : 158,99 liter/litres = 1/6,2898 m <sup>3</sup> |
| hektar (ha)/hectare (ha) .....               | : 10 000 m <sup>2</sup>                         |
| kilometer (km)/kilometres (km) .....         | : 1 000 meter/meters (m)                        |
| knot/knot .....                              | : 1,8523 km/jam (km/hour)                       |
| kuintal/quintal .....                        | : 100 kg  |
| KWh .....                                    | : 1 000 Watt hour                               |
| MWh .....                                    | : 1 000 KWh                                     |
| liter (untuk beras)/litre (for rice) .....   | : 0,80 kg                                       |
| MMSCF .....                                  | : 1/35,3 m <sup>3</sup>                         |
| metrik ton (m.ton)/metric ton (m. ton) ..... | : 0,98421 long ton = 1 000 kg                   |
| ons/ounce .....                              | : 28,31 gram/grams                              |
| ton .....                                    | : 1 000 kg                                      |

Satuan lain: buah, dus, butir, helai/lembar, kaleng, batang, pulsa, ton kilometer (ton-km), jam, menit, persen (%).

*Other units: unit, pack, pieces, sheet, tin, pulse, ton-kilometres(ton-km), hour, minute, percent (%).*

Perbedaan angka di belakang koma disebabkan oleh pembulatan angka.

*The difference in decimal numbers is caused by rounding.*





## DAFTAR SINGKATAN/ LIST OF ABBREVIATIONS

|           |  |
|-----------|--|
| SI        | : Stasiun Iklim  |
| SIMPK     | : Stasiun Meteorologi Pertanian Khusus                                     |
| t.t       | : Tempat tidur   |
| BCG       | : Bacillus Calmette Guerin   |
| DPT       | : Difteri, Pertusis, Tetanus   |
| TT        | : Tetanus Toxoid   |
| IOT       | : Industri Obat Tradisional/ <i>Traditional Medicine Industry</i>          |
| IKOT      | : Industri Kecil Obat Tradisional/ <i>Traditional Medicine Small</i>       |
| Alkes     | : Alat kesehatan/ <i>Health Kits</i>                                       |
| PKRT      | : Perbekalan Kesehatan Rumah tangga/ <i>Household Health Logistics</i>     |
| Kompl     | : Komplemen/ <i>Complement</i>   |
| IRTP      | : Industri Pangan Produksi Rumah Tangga/ <i>Foods Home Industry</i>        |
| PBF       | : Pedagang Besar Farmasi/ <i>Pharmacy Whole-seller</i>                     |
| GFK       | : Gudang Farmasi Kab/Kota/Regency/ <i>Municipality Pharmacy Warehouse</i>  |
| RB        | : Rumah Bersalin/ <i>Delivery House</i>                                    |
| Pustu     | : Puskesmas pembantu/ <i>Auxiliary Public Health Center</i>                |
| BP        | : Balai Pengobatan/ <i>Polyclinic</i>                                      |
| TPS       | : Tempat Pembuangan Sementara / <i>landfill</i>                            |
| Jamkesmas | : Jaminan kesehatan masyarakat miskin/ <i>Poor public health insurance</i> |
| PJKMU     | : Program Jaminan Kesehatan Masyarakat Umum                                |
| SIUP      | : Surat Ijin Usaha Perdagangan/ <i>Trading Permission Letter</i>           |
| TDP       | : Tanda Daftar Perusahaan/ <i>Company Registration Identity</i>            |
| API       | : Angka Pengenal Importir/ <i>Importer's Identity Number</i>               |



## Statistik Kunci, 2017–2019 Key Statistics, 2017–2019

| Rincian/Description<br>(1)   | Satuan/Unit<br>(2)                         | 2017<br>(5)        | 2018<br>(6)         | 2019<br>(7)         |
|--|--|--------------------|---------------------|---------------------|
| <b>SOSIAL/SOCIAL</b>   |  |                    |                     |                     |
| Penduduk <sup>1</sup> /Population <sup>1</sup>   | ribu/thousand                              | 1 561,39           | 1 568,11            | 1 574,27            |
| Laju Pertumbuhan Penduduk <sup>1</sup> /Population Growth <sup>1</sup>   | %  | 0,45               | 0,43                | 0,39                |
| Rasio Jenis Kelamin/ Sex ratio   | %  | 100,70             | 100,80              | 100,78              |
| Tingkat Partisipasi Angkatan Kerja -TPAK <sup>2</sup><br>Labour Force Participation Rate-LFPR <sup>2</sup>                             | %  | 71,19              | 67,70               | 71,61               |
| Tingkat Pengangguran Terbuka-TPT <sup>2</sup><br>Unemployment Rate-UR <sup>2</sup>   | %  | 3,18 <sup>4</sup>  | 4,25 <sup>4</sup>   | 3,68 <sup>4</sup>   |
| Penduduk Miskin <sup>5</sup> /Poor People <sup>4</sup>   | ribu/thousand                              | 191,08             | 177,20              | 163,95              |
| Persentase Penduduk Miskin <sup>4</sup><br>Percentage of Poor People <sup>4</sup>  | %  | 12,25              | 11,31               | 10,42               |
| Indeks Pembangunan Manusia-IPM <sup>5</sup><br>Human Development Index <sup>5</sup>  | —  | 70,47              | 71,07               | 71,85               |
| Angka Harapan Hidup <sup>1</sup> -e <sub>y</sub> /Life Expectancy Rate <sup>1</sup>  | tahun/years                                | 72,25              | 72,37               | 72,54               |
| Angka Harapan Lama Sekolah/Expected Years of Schooling   | tahun/years                                | 12,86              | 12,87               | 12,88               |
| Angka Rata-rata Lama Sekolah/Mean Years of Schooling   | tahun/years                                | 7,65               | 7,68                | 8,01                |
| Pengeluaran per Kapita Disesuaikan/Purchasing Power Parity   | juta rupiah/tahun<br>million rupiahs/years | 10,33              | 10,85               | 11,15               |
| <b>EKONOMI/ECONOMIC</b>  |  |                    |                     |                     |
| Produk Domestik Regional Bruto (PDRB) Harga Berlaku <sup>6</sup><br>Gross Regional Domestic Bruto (GRDP) at Current Price <sup>6</sup> | triliun rupiah<br>trillion rupiahs         | 35,79 <sup>x</sup> | 38,59 <sup>xx</sup> | 41,20 <sup>xx</sup> |
| Laju Pertumbuhan Ekonomi <sup>8</sup> /Economic Growth <sup>7</sup>  | %  | 4,90 <sup>x</sup>  | 5,08 <sup>xx</sup>  | 5,07 <sup>xx</sup>  |
| PDRB Per Kapita Harga Berlaku <sup>6,8</sup><br>Per Capita of GRDP at Current Price <sup>6,8</sup>                                     | juta rupiah<br>million rupiahs             | 22,92 <sup>x</sup> | 24,61 <sup>xx</sup> | 26,17 <sup>xx</sup> |
| Inflasi/Inflation (y-o-y)  | %  | 3,44 <sup>9</sup>  | 1,97 <sup>9</sup>   | 1,83 <sup>9</sup>   |
| Upah Minimum Kabupaten/Regional Minimum Wage   | juta rupiah<br>million rupiahs             | 1,576              | 1,713               | 1,850               |

- Catatan/Notes: <sup>1</sup> Hasil proyeksi penduduk Indonesia 2010–2035 (pertengahan tahun/Juni)/The result of Indonesia population projection 2010–2035 (mid year/June)
- <sup>2</sup> Kondisi Agustus/Condition at August
- <sup>3</sup> Menggunakan penimbang hasil proyeksi penduduk tahun 2010–2035/Weighted by the 2010–2035 population projection
- <sup>4</sup> Kondisi Maret/Condition at March
- <sup>5</sup> Sejak tahun 2010, IPM dihitung dengan metode baru. Komponen IPM metode baru adalah angka harapan hidup saat lahir, harapan lama sekolah, rata-rata lama sekolah, dan pengeluaran per kapita/Since 2010, HDI was calculated using new method. New HDI component are life expectancy at birth, expected years of schooling, means years of schooling, and expenditure per capita
- <sup>6</sup> Mulai tahun 2010 mengadopsi System of National Account 2008 (SNA 2008)/Since 2010 is in line with System of National Account 2008 (SNA 2008)
- <sup>7</sup> Menggunakan tahun dasar 2010 (2010=100)/Using 2010 base year (2010=100)
- <sup>8</sup> Menggunakan proyeksi penduduk berdasarkan hasil SP2010/Using population projection based on SP2010



# GEOGRAFI DAN IKLIM

*Geography and Climate*

**BAB**  
CHAPTER

**1**

## Jumlah hari hujan di Kabupaten Kediri Tahun 2019

*Number of Rainy Days in Kediri Regency , 2019*

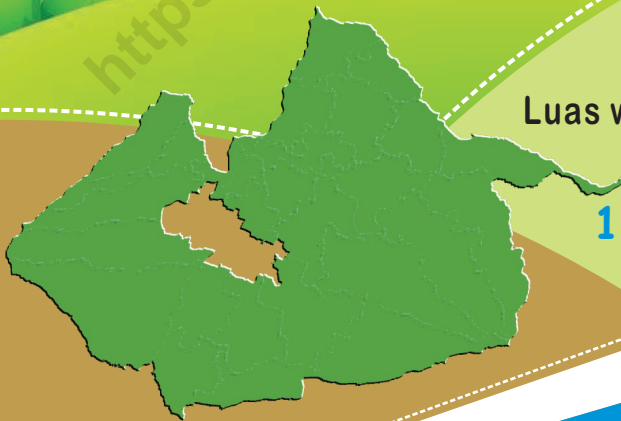
**83** Hari  
Days

**Curah hujan** **1.460** mm<sup>3</sup>  
*Precipitations*

## Luas wilayah Kabupaten Kediri

*Kediri Regency Land Area*

**1.386,05** Km<sup>2</sup>





**PENJELASAN TEKNIS****TECHNICAL NOTES**

- |  |   |
|--|---|
| <p>1. Secara astronomis, Kabupaten Kediri terletak antara 7°36'12" - 8°0'32" Lintang Selatan dan 111°47'05" - 112°18'20" Bujur Timur.</p>  | <p>1. <i>Astronomically, Kediri Regency is located between 7°36'12" - 8°0'32" South latitude, and between 111°47'05" - 112°18'20" East Longitude.</i></p>   |
| <p>2. Berdasarkan posisi geografisnya, Kabupaten Kediri dikelilingi oleh 5 Kabupaten dengan batas-batas:</p> <ul style="list-style-type: none"> <li>• Utara: Kab. Nganjuk dan Kab. Jombang;</li> <li>• Selatan: Kab. Blitar dan Kab. Tulungagung;</li> <li>• Barat: Kab. Tulungagung dan Kab. Nganjuk;</li> <li>• Timur: Kab. Jombang dan Kab. Malang.</li> </ul>  | <p>2. <i>In terms of geographic position, Kediri Regency is surrounded by 5 Regency with boundaries as follows:</i></p> <ul style="list-style-type: none"> <li>• <i>North: Nganjuk Regency and Jombang Regency;</i></li> <li>• <i>South: Blitar Regency and Tulungagung Regency;</i></li> <li>• <i>West: Tulungagung Regency and Nganjuk Regency;</i></li> <li>• <i>East: Jombang Regency and Malang Regency.</i></li> </ul>  |
| <p>3. Kabupaten Kediri terdiri dari 26 kecamatan yaitu:</p> <ol style="list-style-type: none"> <li>a. Kecamatan Mojo</li> <li>b. Kecamatan Semen</li> <li>c. Kecamatan Ngadiluwih</li> <li>d. Kecamatan Kras</li> <li>e. Kecamatan Ringinrejo</li> <li>f. Kecamatan Kandat</li> <li>g. Kecamatan Wates</li> <li>h. Kecamatan Ngancar</li> <li>i. Kecamatan Plosoklaten</li> <li>j. Kecamatan Gurah</li> <li>k. Kecamatan Puncu</li> <li>l. Kecamatan Kepung</li> <li>m. Kecamatan Kandangan</li> <li>n. Kecamatan Pare</li> <li>o. Kecamatan Badas</li> <li>p. Kecamatan Kunjang</li> <li>q. Kecamatan Plemahan</li> </ol> | <p>3. <i>Kediri Regency divided into 26 subdistricts:</i></p> <ol style="list-style-type: none"> <li>a. <i>Mojo Subdistrict</i></li> <li>b. <i>Semen Subdistrict</i></li> <li>c. <i>Ngadiluwih Subdistrict</i></li> <li>d. <i>Kras Subdistrict</i></li> <li>e. <i>Ringinrejo Subdistrict</i></li> <li>f. <i>Kandat Subdistrict</i></li> <li>g. <i>Wates Subdistrict</i></li> <li>h. <i>Ngancar Subdistrict</i></li> <li>i. <i>Plosoklaten Subdistrict</i></li> <li>j. <i>Gurah Subdistrict</i></li> <li>k. <i>Puncu Subdistrict</i></li> <li>l. <i>Kepung Subdistrict</i></li> <li>m. <i>Kandangan Subdistrict</i></li> <li>n. <i>Pare Subdistrict</i></li> <li>o. <i>Badas Subdistrict</i></li> <li>p. <i>Kunjang Subdistrict</i></li> <li>q. <i>Plemahan Subdistrict</i></li> </ol> |

- |                          |                                   |
|--------------------------|-----------------------------------|
| r. Kecamatan Purwoasri   | r. <i>Purwoasri Subdistrict</i>   |
| s. Kecamatan Papar       | s. <i>Papar Subdistrict</i>       |
| t. Kecamatan Pagu        | t. <i>Pagu Subdistrict</i>        |
| u. Kecamatan Kayenkidul  | u. <i>Kayenkidul Subdistrict</i>  |
| v. Kecamatan Gampengrejo | v. <i>Gampengrejo Subdistrict</i> |
| w. Kecamatan Ngasem      | w. <i>Ngasem Subdistrict</i>      |
| x. Kecamatan Banyakan    | x. <i>Banyakan Subdistrict</i>    |
| y. Kecamatan Grogol      | y. <i>Grogol Subdistrict</i>      |
| z. Kecamatan Tarokan     | z. <i>Tarokan Subdistrict</i>     |
- 
- |  |  |
|--|--|
| 4. Badan Pusat Statistik (BPS) telah melakukan pendataan Potensi Desa (Podes) sejak tahun 1980. Sejak saat itu, Podes dilaksanakan secara rutin sebanyak 3 kali dalam kurun waktu sepuluh tahun untuk mendukung kegiatan Sensus Penduduk, Sensus Pertanian, ataupun Sensus Ekonomi. Dengan demikian, fakta penting terkait ketersediaan infrastruktur dan potensi yang dimiliki oleh setiap wilayah dapat dipantau perkembangannya secara berkala dan terus menerus. | 4. <i>BPS-Statistics Indonesia has already recorded village potential (Podes) since 1980. Since then, Podes regularly implemented 3 (three) times within ten years to support the activities of the Population Census, Agriculture Census, or Economic Census. Thus, availability and the potential possessed by each region can be monitored regularly and continually.</i> |
| 5. Sejak tahun 2008, pendataan Podes mengalami perubahan dengan adanya penambahan kuesioner suplemen kecamatan dan kabupaten/kota. Penambahan kuesioner tersebut bertujuan untuk meningkatkan manfaat data Podes bagi para konsumen data dan pemerintah daerah dalam perencanaan pembangunan wilayah.  | 5. <i>Since 2008, Podes has been changed especially in providing additional information from subdistrict and regency/City, using separate questionnaires. The goal of these changes is to provide more benefits for data users and local government in regional development planning.</i>  |
| 6. Data Podes merupakan satu-satunya sumber data kewilayahan   | 6. <i>Podes data is the only one source of spatial data consisting of various</i>  |



yang muatannya beragam dan memberi gambaran tentang situasi pembangunan suatu wilayah (regional). Ini berbeda dengan data dari hasil pendekatan rumah tangga yang lebih menekankan pada dimensi aktivitas sektoral. Keduanya sama penting dan menjadi kekayaan BPS.

*information and providing a picture of development progress in a region. The Podes data are different from data resulted from household surveys focusing on the dimension of sectoral activities. Both kind of data are important and become the trade mark of BPS on the data richness aspect.*

7. Cakupan Wilayah

Pencacahan Podes dilakukan secara sensus terhadap seluruh wilayah administrasi pemerintahan terendah setingkat desa (yaitu desa, kelurahan, nagari, Unit Permukiman Transmigrasi (UPT) yang masih dibina oleh kementerian terkait. Berdasarkan hasil Podes 2018, ada sebanyak 82.190 wilayah setingkat desa yang tersebar di 511 kabupaten/kota.

7. Podes Coverage

*Podes enumeration is implemented as a census of the lowest governmental administrative region equivalent to village (i.e. village, sub-district, nagari, and Transmigration Settlement Unit which is still fostered by the relevant ministries). There were 82,190 village-level areas spread over 511 regencies/municipalities based on the result of Podes 2018.*

8. Metode Pengumpulan Data

Pengumpulan data Podes 2018 dilakukan melalui wawancara langsung oleh petugas terlatih dengan narasumber yang relevan. Petugas adalah aparatur ataupun mitra kerja BPS Kabupaten/Kota, sementara narasumber adalah kepala desa/lurah atau narasumber lain yang memiliki pengetahuan terhadap wilayah target pencacahan.

8. Method of Data Collection

*Data collection of Podes 2018 carried out through direct interviews by trained personnel with relevant respondents. The interviewers are BPS Regency/City personnel or partners, meanwhile, the selected respondents are the village head/sub-district head or other respondents who have the knowledge towards the target area of enumeration.*

9. Desa/Kelurahan Tepi Laut adalah desa/kelurahan yang

9. Coastal Village/Coastal Sub-District is a village/sub-district

sebagian atau seluruh wilayahnya bersinggungan langsung dengan laut, baik berupa pantai maupun tebing karang.

*which some areas are intersect/directly adjacent to the sea, either gently sloping/flat beach or cliffs/reef.*

10. Desa/Kelurahan bukan tepi laut adalah desa/kelurahan yang wilayahnya tidak bersinggungan langsung dengan laut.
 

10. *Non Coastal Village/Non Coastal Sub-District is a village which has no area that intersect/directly adjacent to the sea.*
11. Desa/Kelurahan Lereng/Puncak adalah desa/kelurahan yang sebagian besar wilayahnya berada di puncak gunung/pegunungan atau terletak di antara puncak sampai lembah.
 

11. *Slope/Peak Village/Sub-District is a village/sub-district which the largest part of village/sub-district lies on the highest part of mount/mountain or lies between the peak to the valley.*
12. Desa/Kelurahan lembah adalah desa/kelurahan yang wilayahnya sebagian besar merupakan daerah rendah yang terletak di antara dua gunung/pegunungan atau daerah yang mempunyai kedudukan lebih rendah dibandingkan daerah sekitarnya.
 

12. *Valley Village/Sub-District area is a village/sub-district with the largest part of the village/sub-district is a low area between two mountains or area that have a position lower than the surrounding areas.*
13. Desa/Kelurahan Dataran adalah desa/kelurahan yang sebagian besar wilayahnya tampak datar, rata, dan membentang.
 

13. *Flat Village/Sub-District is a village/sub-district which the largest part of village1/sub-district looked plane, flat, and stretches.*
14. Berdasarkan Peraturan Pemerintah Nomor 82 Tahun 2001 tentang Pengolahan Kualitas Air dan Pengendalian Pencemaran Air, klasifikasi mutu air ditetapkan menjadi empat kelas, yaitu: Kelas I, Kelas II, Kelas III, dan Kelas IV.
 

14. *Government Regulation Number 82 year 2001 on Water Quality Management and Water Pollution Control states that water quality is classified into four categories: Class I, Class II, Class III, and Class IV.*

15. Kelas I, air yang dapat digunakan untuk air bahan baku air minum dan atau peruntukan lain yang mensyaratkan mutu air yang sama dengan kegunaan tersebut.
16. Kelas II, air yang dapat digunakan untuk prasarana atau sarana rekreasi air, pembudidayaan ikan air tawar, peternakan, air untuk mengairi pertanian, dan atau peruntukan lain yang mensyaratkan mutu air yang sama dengan kegunaan tersebut.
17. Kelas III, air yang dapat digunakan untuk pembudidayaan ikan air tawar, peternakan, air untuk mengairi pertanian, dan atau peruntukan lain yang mensyaratkan mutu air yang sama dengan kegunaan tersebut.
18. Kelas IV, air yang dapat digunakan untuk pertanian dan atau peruntukan lain yang mensyaratkan mutu air yang sama dengan kegunaan tersebut.
19. Penentuan status mutu air sungai dilakukan dengan Metode Indeks Pencemaran (IP).
20. Metode IP: Status mutu air dihitung berdasarkan data sesaat dengan Metode Indeks Pencemaran Keputusan Menteri Lingkungan Hidup Nomor 115 tahun 2003 dibandingkan dengan kriteria mutu air kelas
15. *Class I, water that can be used for drinking and other uses requiring the same water quality category.*
16. *Class II, water that can be used for water recreation infrastructure, fresh water fish culture, animal husbandry, watering cropping, and other uses requiring the same water quality category.*
17. *Class III, water that can be used for fresh water fish culture, animal husbandry, watering crops, and other uses requiring the same water quality category.*
18. *Class IV, water that can be used for watering cropping and other uses requiring the same water quality category.*
19. *Determination of river water quality status with Pollutant Index Method.*
20. *Pollutant Index Method: Status of water quality is assessed based on the transient data by Pollutant Index Method pursuant to Decree of Minister of Environment Number 115 Year 2003 compared to the water quality criteria Class I and*

I dan kriteria mutu air kelas II Peraturan Pemerintah Nomor 82 tahun 2001. Status mutu yang diperoleh merupakan status mutu sesaat dan hanya berdasarkan parameter tertentu yang dipantau di tiap sungai dengan jumlah dan jenis yang berbeda.

*the water quality criteria Class II of Government Regulation Number 82 Year 2001. The quality status obtained is transient quality status and only based on certain parameters monitored at every river at different amount and with different types of parameters.*

<https://kedirikab.bps.go.id>

**ULASAN****DESCRIPTION**

1. Topografi (bentuk permukaan bumi) wilayah Kabupaten Kediri terdiri dari dataran rendah dan pegunungan yang dilalui aliran sungai Brantas yang membelah dari selatan ke utara. Suhu udara berkisar antara 23°C sampai dengan 31°C, dengan ketinggian rata-rata 81 meter di atas permukaan laut.
  2. Wilayah Kabupaten Kediri dengan luas 1.386,05 km<sup>2</sup>. Secara administrasi, Kabupaten Kediri terbagi menjadi 26 kecamatan. Ditinjau dari jenis tanahnya, Kabupaten Kediri dapat dibagi menjadi 5 (lima) golongan, yaitu :
    - Regosol coklat kekelabuan seluas 77.397 Ha atau 55,84 persen, merupakan jenis tanah yang sebagian besar ada di wilayah kecamatan Kepung, Puncu, ngancar, Plosoklaten, Wates, Gurah, Pare, kandangan, kandat, Ringinrejo, Kras, papar, Purwoasri, Pagu, Plemahan, Kunjang dan Gampengrejo.
    - Aluvial kelabu coklat seluas 28,178 Ha atau 20,33 persen, merupakan jenis tanah yang dijumpai di Kecamatan Ngadiluwih, Kras, Semen, Mojo, Grogol, Banyakan, Papar, Tarokan dan
1. *Topographically, Kediri Regency is located on consisting of lowlands and mountains through which the Brantas river flows from south to north. The air temperature ranges from 23°C to 31°C, with average elevation about 81 meters above sea level.*
  2. *The territory of Kediri Regency, which is 1,386.05 square kilometers. Administratively, Kediri Regency is divided into 26 subdistrict. Judging from the soil type, Kediri Regency can be divided into 5 (five) groups, namely:*
    - *Regosol chocolate kekelabuan area of 77.397 Ha or 55.84 percent, is the type of soil most of which exist in the subdistrict Kepung, Puncu, ngancar, Plosoklaten, Wates, Gurah, Pare, kandangan, kandat, Ringinrejo, Kras, papar, Purwoasri, Pagu, Plemahan, Kunjang and Gampengrejo.*
    - *Brownish gray aluvial area of 28.178 Ha or 20.33 percent, is the type of soil found in Ngadiluwih, Kras, Semen, Mojo, Grogol, Banyakan, Papar, Tarokan and Kandangan.*

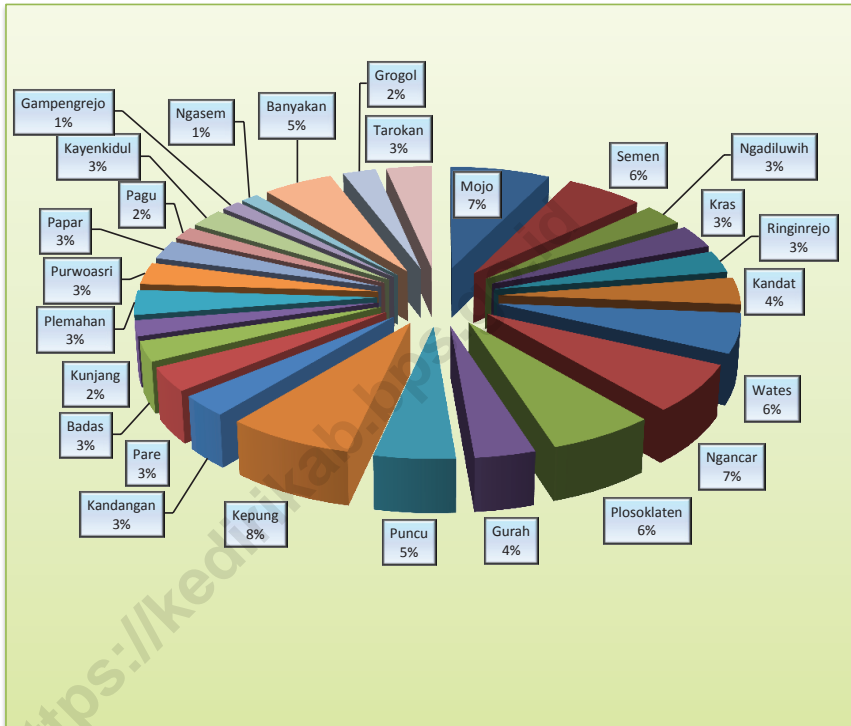
- Kandangan
- Andosol coklat kuning, regosol coklat kuning, litosol seluas 4.408 Ha atau 3,18 persen, dijumpai di daerah ketinggian di atas 1.000 dpl seperti Kecamatan Kandangan, Grogol, Semen dan Mojo.
  - Andosol yellow chocolate, yellow chocolate regosol, 4,408 ha or 3,18 percent litosol, are found in altitude areas above 1,000 asl, such as Kandangan, Grogol, Semen and Mojo Subdistricts.
  - Mediteran coklat merah, grumosol kelabu seluas 13.556 Ha atau 9,78 persen, terdapat di Kecamatan Mojo, Semen, Grogol, banyakan, tarokan, Plemahan, Pare dan Kunjang.
  - Mediteran chocolate red, grumosol gray area of 13,556 Ha or 9.78 percent, located in District Mojo, Semen, Grogol, most, tarokan, Plemahan, Pare and Kunjang.
  - Litosol coklat kemerahan seluas 15.066 Ha atau 10.87 persen, terdapat di kecamatan Semen, Mojo, Grogol, banyakan, tarokan dan kandangan.
  - The reddish-brown lithosol of 15,066 Ha or 10.87 percent, is present in the sub-districts of Semen, Mojo, Grogol, mostly, tarokan and kandangan.
3. Wilayah Kabupaten Kediri diapit oleh dua gunung yang berbeda sifatnya, yaitu Gunung Kelud di sebelah Timur yang bersifat Vulkanik dan Gunung Wilis disebelah barat yang bersifat non vulkanik, sedangkan tepat di bagian tengah wilayah Kabupaten Kediri melintas sungai Brantas yang membelah Wilayah Kabupaten Kediri menjadi dua bagian, yaitu bagian Barat sungai Brantas: merupakan perbukitan lereng Gunung Wilis dan Gunung Klotok. dan bagian timur Sungai
3. *Regency of Kediri is flanked by two different mountains, namely Mount Kelud in the east which is volcanic and Mount Wilis on the west that is non volcanic, while right in the middle of Kediri Regency across the Brantas river which divides Kediri Region into two parts, Namely the western part of the Brantas river: the hillsides of the slopes of Mount Wilis and Klotok Mountain. And the eastern part of the Brantas River.*

Brantas.

4. Hujan terjadi hampir di sepanjang tahun 2019. Curah hujan tertinggi terjadi pada Bulan Maret, dengan jumlah curah hujan mencapai 360 mm<sup>3</sup>, sedangkan hari hujan terbanyak terjadi pada Bulan Januari.
4. *The rain occurred almost throughout the year 2019. The highest rainfall occurred in March, with rainfall reaching 360 mm<sup>3</sup>. The rainy day, the most rainy day occurred in ,January.*

<https://kedirikab.bps.go.id>

**Gambar 1.1** Luas Daerah Kabupaten Kediri menurut Kecamatan (%), 2019  
**Figures 1.1** Kediri Regency Area by Subdistrict (%), 2019

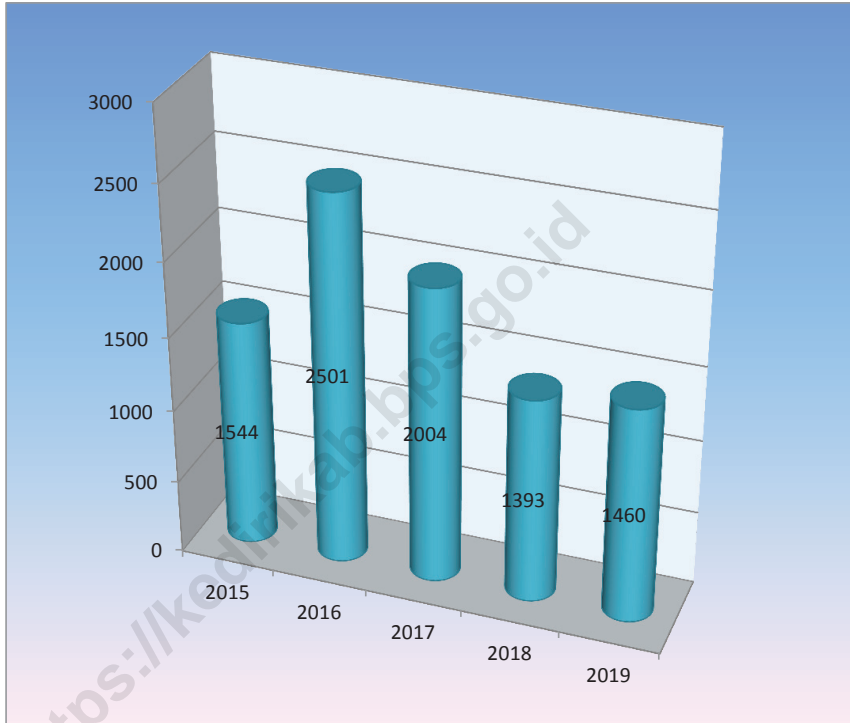


Sumber/Source : Berdasarkan Peraturan Menteri Dalam Negeri No. 66 Tahun 2011 tanggal 28 Desember 2011  
 Based on Minister Of Home Affairs Regulation No 66/2011, December 28, 2011



**Gambar**  
**Figures** 1.2

**Jumlah Curah Hujan di Kabupaten Kediri, 2015-2019**  
**Total Rainfall in Kediri Regency, 2015-2019**



Sumber/Source : Dinas Pertanian Dan Perkebunan Kabupaten Kediri / Department of Agriculture and Plantation Kediri Regency

## 1.1 KEADAAN GEOGRAFI GEOGRAPHY CONDITION

**Tabel** 1.1.1 **Luas Daerah dan Jumlah Pulau Kabupaten Kediri Menurut Kecamatan, 2019**  
**Table** 1.1.1 **Total Area and Number of Islands in Kediri Regency by Subdistrict, 2019**

| Kecamatan<br>Subdistrict | Ibukota Kecamatan<br>Capital of Subdistrict | Luas<br>Total Area<br>(km <sup>2</sup> /sq.km) |
|--------------------------|---|--|
| (1)                      | (2)   | (3)  |
| [010] Mojo               | Mojo  | 102,73   |
| [020] Semen              | Semen                                       | 80,42  |
| [030] Ngadiluwih         | Purwokerto                                  | 41,85  |
| [040] Kras               | Kras  | 44,81  |
| [050] Ringinrejo         | Ringinrejo                                  | 42,38  |
| [060] Kandat             | Kandat                                      | 51,96  |
| [070] Wates              | Wonorejo                                    | 76,58  |
| [080] Ngancar            | Ngancar                                     | 94,05  |
| [090] Plosoklaten        | Ploso Lor                                   | 88,59  |
| [100] Gurah              | Gurah                                       | 50,83  |
| [110] Puncu              | Puncu                                       | 68,25  |
| [120] Kepung             | Kepung                                      | 105,65   |
| [130] Kandangan          | Kandangan                                   | 41,67  |
| [140] Pare               | Pare  | 47,21  |
| [141] Badas              | Badas                                       | 39,21  |
| [150] Kunjang            | Kapi  | 29,98  |
| [160] Plemahan           | Bogo Kidul                                  | 47,88  |
| [170] Purwoasri          | Purwoasri                                   | 42,5   |
| [180] Papar              | Papar                                       | 36,22  |
| [190] Pagu               | Sitimerto                                   | 24,67  |
| [191] Kayenkidul         | Kayen Kidul                                 | 35,77  |
| [200] Gampengrejo        | Gampeng                                     | 19,89  |
| [201] Ngasem             | Ngasem                                      | 18,7   |
| [210] Banyakan           | Banyakan                                    | 72,55  |
| [220] Grogol             | Grogol                                      | 34,5   |
| [230] Tarokan            | Tarokan                                     | 47,2   |
| <b>Kabupaten Kediri</b>  | <b>Ngasem</b>                               | <b>1 386,05</b>                                |

Lanjutan Tabel/*Continued Table* 1.1.1

| Kecamatan<br><i>Subdistrict</i> | Persentase terhadap Luas Wilayah<br><i>Percentage to Area</i> | Jumlah Pulau<br><i>Number of Islands</i> |
|---------------------------------|---|--|
| (1)                             | (4)   | (5)                                      |
| [010] Mojo                      | 7,41  | –  |
| [020] Semen                     | 5,80  | –  |
| [030] Ngadiluwih                | 3,02  | –  |
| [040] Kras                      | 3,23  | –  |
| [050] Ringinrejo                | 3,06  | –  |
| [060] Kandat                    | 3,75  | –  |
| [070] Wates                     | 5,53  | –  |
| [080] Ngancar                   | 6,79  | –  |
| [090] Plosoklaten               | 6,39  | –  |
| [100] Gurah                     | 3,67  | –  |
| [110] Puncu                     | 4,92  | –  |
| [120] Kepung                    | 7,62  | –  |
| [130] Kandangan                 | 3,01  | –  |
| [140] Pare                      | 3,41  | –  |
| [141] Badas                     | 2,83  | –  |
| [150] Kunjang                   | 2,16  | –  |
| [160] Plemahan                  | 3,45  | –  |
| [170] Purwoasri                 | 3,07  | –  |
| [180] Papar                     | 2,61  | –  |
| [190] Pagu                      | 1,78  | –  |
| [191] Kayenkidul                | 2,58  | –  |
| [200] Gampengrejo               | 1,44  | –  |
| [201] Ngasem                    | 1,35  | –  |
| [210] Banyakan                  | 5,23  | –  |
| [220] Grogol                    | 2,49  | –  |
| [230] Tarokan                   | 3,41  | –  |
| <b>Kabupaten Kediri</b>         | <b>100,00</b>   | <b>–</b>                                 |

Catatan/*Note*: ...Sumber/*Source*: BPS Kabupaten Kediri / *Statistic of Kediri Regency*

**Tabel**  
**Table** 1.1.2

**Tinggi Wilayah Kecamatan dan Jarak ke Ibukota  
Kabupaten, 2019**  
*Subdistrict Altitude and Distance to the Regency Capital,  
2019*

| Kecamatan<br>Subdistrict | Tinggi Wilayah (mdpl)<br>Altitude (m a.s.l) | Jarak ke Ibukota<br>Distance to the Capital |
|--------------------------|---|---|
| (1)                      | (2)   | (3)   |
| [010] Mojo               | 85  | 16,00                                       |
| [020] Semen              | 94  | 10,00                                       |
| [030] Ngadiluwih         | 88  | 14,00                                       |
| [040] Kras               | 86  | 22,00                                       |
| [050] Ringinrejo         | 128   | 22,00                                       |
| [060] Kandat             | 120   | 15,00                                       |
| [070] Wates              | 199   | 15,00                                       |
| [080] Ngancar            | 353   | 27,00                                       |
| [090] Plosoklaten        | 215   | 15,00                                       |
| [100] Gurah              | 100   | 6,00  |
| [110] Puncu              | 469   | 28,00                                       |
| [120] Kepung             | 258   | 27,00                                       |
| [130] Kandangan          | 176   | 33,00                                       |
| [140] Pare               | 213   | 22,00                                       |
| [141] Badas              | 99  | 25,00                                       |
| [150] Kunjang            | 65  | 26,00                                       |
| [160] Plemahan           | 76  | 18,00                                       |
| [170] Purwoasri          | 49  | 23,00                                       |
| [180] Papar              | 55  | 16,00                                       |
| [190] Pagu               | 84  | 8,00  |
| [191] Kayenkidul         | 70  | 12,00                                       |
| [200] Gampengrejo        | 117   | 9,00  |
| [201] Ngasem             | 76  | 2,00  |
| [210] Banyakan           | 704   | 11,00                                       |
| [220] Grogol             | 78  | 14,00                                       |
| [230] Tarokan            | 71  | 16,00                                       |
| <b>Kabupaten Kediri</b>  | <b>81</b>                                   | <b>...</b>                                  |

Catatan/Note: ...

Sumber/Source: BPS Kabupaten Kediri / *Statistic of Kediri Regency*

**Tabel**  
**Table** 1.1.3

**Luas Wilayah Kabupaten Kediri Menurut Kecamatan,  
Lahan Sawah dan Bukan Sawah (Ha), 2018-2019**  
**Area of Kediri Regency Based on Subdistrict, Rice and Non-  
Rice Fields (Ha), 2018-2019**

| Kecamatan<br>Subdistrict | Lahan Sawah<br>Rice Fields |               | Lahan Bukan Sawah*<br>Not Rice Fields * |               | Jumlah<br>Total |                |
|--------------------------|----------------------------|---------------|---|---------------|-----------------|----------------|
|                          | 2018                       | 2019          | 2018                                    | 2019          | 2018            | 2019           |
| (1)                      | (2)                        | (3)           | (4)                                     | (5)           | (6)             | (7)            |
| [010] Mojo               | 542                        | 1 036         | 9 731                                   | 9 237         | 10 273          | 10 273         |
| [020] Semen              | 1 793                      | 1 562         | 6 249                                   | 6 480         | 8 042           | 8 042          |
| [030] Ngadiluwih         | 1 073                      | 1 387         | 3 112                                   | 2 798         | 4 185           | 4 185          |
| [040] Kras               | 1 815                      | 2 124         | 2 666                                   | 2 357         | 4 481           | 4 481          |
| [050] Ringinrejo         | 598                        | 1 600         | 3 640                                   | 2 638         | 4 238           | 4 238          |
| [060] Kandat             | 955                        | 2 306         | 4 241                                   | 2 890         | 5 196           | 5 196          |
| [070] Wates              | 2 616                      | 4 515         | 5 042                                   | 3 143         | 7 658           | 7 658          |
| [080] Ngancar            | 794                        | 2 832         | 8 611                                   | 6 573         | 9 405           | 9 405          |
| [090] Plosoklaten        | 2 233                      | 4 254         | 6 626                                   | 4 605         | 8 859           | 8 859          |
| [100] Gurah              | 2 672                      | 2 600         | 2 411                                   | 2 483         | 5 083           | 5 083          |
| [110] Puncu              | 453                        | 789           | 6 372                                   | 6 036         | 6 825           | 6 825          |
| [120] Kepung             | 2 032                      | 2 367         | 8 533                                   | 8 198         | 10 565          | 10 565         |
| [130] Kandangan          | 2 208                      | 2 080         | 1 959                                   | 2 087         | 4 167           | 4 167          |
| [140] Pare               | 1 645                      | 1 837         | 3 076                                   | 2 884         | 4 721           | 4 721          |
| [141] Badas              | 2 276                      | 2 225         | 1 645                                   | 1 696         | 3 921           | 3 921          |
| [150] Kunjang            | 2 241                      | 1 935         | 757                                     | 1 063         | 2 998           | 2 998          |
| [160] Plemahan           | 3 466                      | 3 394         | 1 322                                   | 1 394         | 4 788           | 4 788          |
| [170] Purwoasri          | 3 098                      | 2 828         | 1 152                                   | 1 422         | 4 250           | 4 250          |
| [180] Papar              | 2 282                      | 1 827         | 1 340                                   | 1 795         | 3 622           | 3 622          |
| [190] Pagu               | 1 661                      | 1 462         | 806                                     | 1 005         | 2 467           | 2 467          |
| [191] Kayenkidul         | 2 630                      | 2 028         | 947                                     | 1 549         | 3 577           | 3 577          |
| [200] Gampengrejo        | 1 014                      | 618           | 975                                     | 1 371         | 1 989           | 1 989          |
| [201] Ngasem             | 958                        | 507           | 912                                     | 1 363         | 1 870           | 1 870          |
| [210] Banyakan           | 1 000                      | 1 305         | 6 255                                   | 5 950         | 7 255           | 7 255          |
| [220] Grogol             | 1 728                      | 1 194         | 1 722                                   | 2 256         | 3 450           | 3 450          |
| [230] Tarokan            | 1 632                      | 1 356         | 3 088                                   | 3 364         | 4 720           | 4 720          |
| <b>Kabupaten Kediri</b>  | <b>45 415</b>              | <b>51 968</b> | <b>93 190</b>                           | <b>86 637</b> | <b>138 605</b>  | <b>138 605</b> |

Catatan/Note: \* Lahan Pertanian & Non Pertanian/ Agricultural & Non Agricultural Land

Sumber/Source: Dinas Pertanian Dan Perkebunan Kabupaten Kediri/ Department of Agriculture and Plantation Kediri Regency

**Tabel**  
**Table 1.1.4****Luas Baku Lahan Sawah di Kabupaten Kediri Menurut Kecamatan dan Jenis Irigasi (Ha), 2018-2019**  
**Size of Wetland Standard in Kediri Regency by Subdistrict and Type of Irrigation (Ha), 2018-2019**

| Kecamatan<br>Subdistrict | Teknis<br>Technic |               | Tadah Hujan<br>Rainfed |              | Jumlah<br>Total |               |
|--------------------------|-------------------|---------------|------------------------|--------------|-----------------|---------------|
|                          | 2018              | 2019          | 2018                   | 2019         | 2018            | 2019          |
| (1)                      | (2)               | (3)           | (4)                    | (5)          | (6)             | (7)           |
| [010] Mojo               | 542               | 1 031         | -                      | 5            | 542             | 1 036         |
| [020] Semen              | 1 474             | 1 562         | 319                    | -            | 1 793           | 1 562         |
| [030] Ngadiluwih         | 1 073             | 814           | -                      | 573          | 1 073           | 1 387         |
| [040] Kras               | 1 738             | 2 111         | 77                     | 13           | 1 815           | 2 124         |
| [050] Ringinrejo         | 598               | 1 234         | -                      | 366          | 598             | 1 600         |
| [060] Kandat             | 955               | 686           | -                      | 1 620        | 955             | 2 306         |
| [070] Wates              | 2 616             | 2 972         | -                      | 1 543        | 2 616           | 4 515         |
| [080] Ngancar            | 794               | 1 164         | -                      | 1 668        | 794             | 2 832         |
| [090] Plosoklaten        | 2 125             | 2 386         | 108                    | 1 868        | 2 233           | 4 254         |
| [100] Gurah              | 2 657             | 2 214         | 15                     | 386          | 2 672           | 2 600         |
| [110] Puncu              | 453               | 415           | -                      | 374          | 453             | 789           |
| [120] Kepung             | 2 032             | 2 367         | -                      | -            | 2 032           | 2 367         |
| [130] Kandangan          | 2 208             | 2 080         | -                      | -            | 2 208           | 2 080         |
| [140] Pare               | 1 645             | 1 237         | -                      | 600          | 1 645           | 1 837         |
| [141] Badas              | 2 276             | 2 222         | -                      | 3            | 2 276           | 2 225         |
| [150] Kunjang            | 2 241             | 1 931         | -                      | 4            | 2 241           | 1 935         |
| [160] Plemahan           | 3 466             | 3 339         | -                      | 55           | 3 466           | 3 394         |
| [170] Purwoasri          | 3 026             | 2 797         | 72                     | 31           | 3 098           | 2 828         |
| [180] Papar              | 2 278             | 1 816         | 4                      | 11           | 2 282           | 1 827         |
| [190] Pagu               | 1 661             | 1 462         | -                      | -            | 1 661           | 1 462         |
| [191] Kayenkidul         | 2 473             | 1 850         | 157                    | 178          | 2 630           | 2 028         |
| [200] Gampengrejo        | 1 014             | 594           | -                      | 24           | 1 014           | 618           |
| [201] Ngasem             | 958               | 505           | -                      | 2            | 958             | 507           |
| [210] Banyakan           | 955               | 1 057         | 45                     | 248          | 1 000           | 1 305         |
| [220] Grogol             | 1 728             | 1 184         | -                      | 10           | 1 728           | 1 194         |
| [230] Tarokan            | 1 632             | 1 330         | -                      | 26           | 1 632           | 1 356         |
| <b>Kabupaten Kediri</b>  | <b>44 618</b>     | <b>42 360</b> | <b>797</b>             | <b>9 608</b> | <b>45 415</b>   | <b>51 968</b> |

Catatan/Note: ...

Sumber/Source: Dinas Pertanian Dan Perkebunan Kabupaten Kediri/ Department of Agriculture and Plantation Kediri Regency

**Tabel**  
**Table** 1.1.5

**Luas Lahan Pertanian Bukan Sawah di Kabupaten Kediri Menurut Kecamatan dan Penggunaannya (Ha), 2018-2019**  
**Area of Non-Paddy Agricultural Land in Kediri Regency by Subdistrict and Its Use (Ha), 2018-2019**

| Kecamatan<br>Subdistrict | Tegal/ Kebun/ Garden |               | Ladang/ Huma/ Field |          | Perkebunan/ Plantation |              |
|--------------------------|----------------------|---------------|---------------------|----------|------------------------|--------------|
|                          | 2018                 | 2019          | 2018                | 2019     | 2018                   | 2019         |
| (1)                      | (2)                  | (3)           | (4)                 | (5)      | (6)                    | (7)          |
| [010] Mojo               | 4 310                | 3 816         | -                   | -        | 402                    | 402          |
| [020] Semen              | 620                  | 620           | -                   | -        | -                      | -            |
| [030] Ngadiluwih         | 1 250                | 936           | -                   | -        | -                      | -            |
| [040] Kras               | 822                  | 513           | -                   | -        | -                      | -            |
| [050] Ringinrejo         | 1 557                | 555           | -                   | -        | -                      | -            |
| [060] Kandat             | 2 400                | 1 049         | -                   | -        | -                      | -            |
| [070] Wates              | 2 143                | 244           | -                   | -        | -                      | -            |
| [080] Ngancar            | 3 032                | 994           | -                   | -        | 983                    | 983          |
| [090] Plosoklaten        | 1 282                | -             | -                   | -        | 2 200                  | 1 731        |
| [100] Gurah              | 383                  | 383           | -                   | -        | -                      | -            |
| [110] Puncu              | 687                  | 351           | -                   | -        | 1 702                  | 1 702        |
| [120] Kepung             | 2 470                | 2 135         | -                   | -        | -                      | -            |
| [130] Kandangan          | 293                  | 293           | -                   | -        | -                      | -            |
| [140] Pare               | 851                  | 659           | -                   | -        | -                      | -            |
| [141] Badas              | 21                   | 72            | -                   | -        | -                      | -            |
| [150] Kunjang            | 36                   | 242           | -                   | -        | -                      | -            |
| [160] Plemahan           | 152                  | 152           | -                   | -        | -                      | -            |
| [170] Purwoasri          | 20                   | 290           | -                   | -        | -                      | -            |
| [180] Papar              | 102                  | 357           | -                   | -        | -                      | -            |
| [190] Pagu               | 119                  | 119           | -                   | -        | -                      | -            |
| [191] Kayenkidul         | 36                   | 338           | -                   | -        | -                      | -            |
| [200] Gampengrejo        | 110                  | 110           | -                   | -        | -                      | -            |
| [201] Ngasem             | 128                  | 128           | -                   | -        | -                      | -            |
| [210] Banyakan           | 2 105                | 1 800         | -                   | -        | 10                     | 10           |
| [220] Grogol             | 299                  | 499           | -                   | -        | -                      | -            |
| [230] Tarokan            | 213                  | 489           | -                   | -        | -                      | -            |
| <b>Kabupaten Kediri</b>  | <b>25 441</b>        | <b>17 144</b> | <b>-</b>            | <b>-</b> | <b>5 297</b>           | <b>4 828</b> |

Lanjutan Tabel/Continued Table 1.1.5

| Kecamatan<br>Subdistrict | Ditanami Pohon/ Hutan<br>Rakyat/ Forest People |              | Padang Pengembalaan/<br>Padang Rumput/ Meadow |      | Sementara Tidak<br>Diusahakan/ Not<br>Cultivated |      |
|--------------------------|--|--------------|---|------|--|------|
|                          | 2018   | 2019         | 2018  | 2019 | 2018   | 2019 |
| (1)                      | (9)  | (10)         | (11)  | (12) | (13)   | (14) |
| [010] Mojo               | -  | -            | -   | -    | -  | -    |
| [020] Semen              | -  | -            | -   | -    | -  | -    |
| [030] Ngadiluwih         | -  | -            | -   | -    | -  | -    |
| [040] Kras               | -  | -            | -   | -    | -  | -    |
| [050] Ringinrejo         | -  | -            | -   | -    | -  | -    |
| [060] Kandat             | -  | -            | -   | -    | -  | -    |
| [070] Wates              | -  | -            | -   | -    | -  | -    |
| [080] Ngancar            | 363  | 363          | -   | -    | -  | -    |
| [090] Plosoklaten        | -  | -            | -   | -    | -  | -    |
| [100] Gurah              | -  | -            | -   | -    | -  | -    |
| [110] Puncu              | -  | -            | -   | -    | -  | -    |
| [120] Kepung             | -  | -            | -   | -    | -  | -    |
| [130] Kandangan          | -  | -            | -   | -    | -  | -    |
| [140] Pare               | -  | -            | -   | -    | -  | -    |
| [141] Badas              | -  | -            | -   | -    | -  | -    |
| [150] Kunjang            | -  | -            | -   | -    | -  | -    |
| [160] Plemahan           | -  | -            | -   | -    | -  | -    |
| [170] Purwoasri          | -  | -            | -   | -    | -  | -    |
| [180] Papar              | -  | -            | -   | -    | -  | -    |
| [190] Pagu               | -  | -            | -   | -    | -  | -    |
| [191] Kayenkidul         | -  | -            | -   | -    | -  | -    |
| [200] Gampengrejo        | -  | -            | -   | -    | -  | -    |
| [201] Ngasem             | -  | -            | -   | -    | -  | -    |
| [210] Banyakan           | 500  | 500          | -   | -    | -  | -    |
| [220] Grogol             | -  | -            | -   | -    | -  | -    |
| [230] Tarokan            | 269  | 269          | -   | -    | -  | -    |
| <b>Kabupaten Kediri</b>  | <b>1 132</b>                                   | <b>1 132</b> | -   | -    | -  | -    |



Lanjutan Tabel/Continued Table 1.1.5

| Kecamatan<br>Subdistrict | Hutan Negara<br>State Forest |               | Lainnya<br>Others |              | Jumlah<br>Total |               |
|--------------------------|------------------------------|---------------|-------------------|--------------|-----------------|---------------|
|                          | 2018                         | 2019          | 2018              | 2019         | 2018            | 2019          |
| (1)                      | (15)                         | (16)          | (17)              | (18)         | (19)            | (20)          |
| [010] Mojo               | 3 153                        | 3 153         | -                 | -            | 7 865           | 7 371         |
| [020] Semen              | 4 959                        | 4 959         | -                 | -            | 5 579           | 5 579         |
| [030] Ngadiluwih         | -                            | -             | 48                | 48           | 1 298           | 984           |
| [040] Kras               | -                            | -             | -                 | -            | 822             | 513           |
| [050] Ringinrejo         | -                            | -             | -                 | -            | 1 557           | 555           |
| [060] Kandat             | -                            | -             | -                 | -            | 2 400           | 1 049         |
| [070] Wates              | -                            | -             | -                 | -            | 2 143           | 244           |
| [080] Ngancar            | 1 819                        | 1 819         | 688               | 688          | 6 885           | 4 847         |
| [090] Plosoklaten        | 440                          | 440           | 428               | 158          | 4 350           | 2 329         |
| [100] Gurah              | -                            | -             | -                 | -            | 383             | 383           |
| [110] Puncu              | 3 191                        | 3 191         | -                 | -            | 5 580           | 5 244         |
| [120] Kepung             | 3 554                        | 3 554         | 114               | 114          | 6 138           | 5 803         |
| [130] Kandangan          | 900                          | 900           | -                 | -            | 1 193           | 1 193         |
| [140] Pare               | -                            | -             | 2                 | 2            | 853             | 661           |
| [141] Badas              | -                            | -             | -                 | -            | 21              | 72            |
| [150] Kunjang            | -                            | -             | 10                | 10           | 46              | 252           |
| [160] Plemahan           | -                            | -             | -                 | -            | 152             | 152           |
| [170] Purwoasri          | -                            | -             | -                 | -            | 20              | 290           |
| [180] Papar              | -                            | -             | 12                | 12           | 114             | 369           |
| [190] Pagu               | -                            | -             | -                 | -            | 119             | 119           |
| [191] Kayenkidul         | -                            | -             | -                 | -            | 36              | 338           |
| [200] Gampengrejo        | -                            | -             | -                 | -            | 110             | 110           |
| [201] Ngasem             | -                            | -             | -                 | -            | 128             | 128           |
| [210] Banyakan           | 2 220                        | 2 220         | 13                | 13           | 4 848           | 4 543         |
| [220] Grogol             | 500                          | 500           | -                 | -            | 799             | 999           |
| [230] Tarokan            | 1 357                        | 1 357         | -                 | -            | 1 839           | 2 115         |
| <b>Kabupaten Kediri</b>  | <b>22 093</b>                | <b>22 093</b> | <b>1 315</b>      | <b>1 045</b> | <b>55 278</b>   | <b>46 242</b> |

Catatan/Note: ...

Sumber/Source: Dinas Pertanian Dan Perkebunan Kabupaten Kediri/ Department of Agriculture and Plantation Kediri Regency

**Tabel**  
**Table** 1.1.6

**Luas Wilayah Kabupaten Kediri Menurut Kecamatan,  
Lahan Pertanian dan Bukan Pertanian (Ha), 2018-2019**  
**Area of Kediri Regency by District, Agricultural and Non-  
Agricultural Land (Ha), 2018-2019**

| Kecamatan<br>Subdistrict | Lahan Pertanian<br>Agricultural land |               | Lahan Bukan Pertanian<br>Not Agriculture Land |               | Jumlah<br>Total |                |
|--------------------------|--------------------------------------|---------------|---|---------------|-----------------|----------------|
|                          | 2018                                 | 2019          | 2018  | 2019          | 2018            | 2019           |
| (1)                      | (2)                                  | (3)           | (4)   | (5)           | (6)             | (7)            |
| [010] Mojo               | 8 407                                | 8 407         | 1 866   | 1 866         | 10 273          | 10 273         |
| [020] Semen              | 7 372                                | 7 141         | 670   | 901           | 8 042           | 8 042          |
| [030] Ngadiluwih         | 2 371                                | 2 371         | 1 814   | 1 814         | 4 185           | 4 185          |
| [040] Kras               | 2 637                                | 2 637         | 1 844   | 1 844         | 4 481           | 4 481          |
| [050] Ringinrejo         | 2 155                                | 2 155         | 2 083   | 2 083         | 4 238           | 4 238          |
| [060] Kandat             | 3 355                                | 3 355         | 1 841   | 1 841         | 5 196           | 5 196          |
| [070] Wates              | 4 759                                | 4 759         | 2 899   | 2 899         | 7 658           | 7 658          |
| [080] Ngancar            | 7 679                                | 7 679         | 1 726   | 1 726         | 9 405           | 9 405          |
| [090] Plosoklaten        | 6 583                                | 6 583         | 2 276   | 2 276         | 8 859           | 8 859          |
| [100] Gurah              | 3 055                                | 2 983         | 2 028   | 2 100         | 5 083           | 5 083          |
| [110] Puncu              | 6 033                                | 6 033         | 792   | 792           | 6 825           | 6 825          |
| [120] Kepung             | 8 170                                | 8 170         | 2 395   | 2 395         | 10 565          | 10 565         |
| [130] Kandangan          | 3 401                                | 3 273         | 766   | 894           | 4 167           | 4 167          |
| [140] Pare               | 2 498                                | 2 498         | 2 223   | 2 223         | 4 721           | 4 721          |
| [141] Badas              | 2 297                                | 2 297         | 1 624   | 1 624         | 3 921           | 3 921          |
| [150] Kunjang            | 2 287                                | 2 187         | 711   | 811           | 2 998           | 2 998          |
| [160] Plemahan           | 3 618                                | 3 546         | 1 170   | 1 242         | 4 788           | 4 788          |
| [170] Purwoasri          | 3 118                                | 3 118         | 1 132   | 1 132         | 4 250           | 4 250          |
| [180] Papar              | 2 396                                | 2 196         | 1 226   | 1 426         | 3 622           | 3 622          |
| [190] Pagu               | 1 780                                | 1 581         | 687   | 886           | 2 467           | 2 467          |
| [191] Kayenkidul         | 2 666                                | 2 366         | 911   | 1 211         | 3 577           | 3 577          |
| [200] Gampengrejo        | 1 124                                | 728           | 865   | 1 261         | 1 989           | 1 989          |
| [201] Ngasem             | 1 086                                | 635           | 784   | 1 235         | 1 870           | 1 870          |
| [210] Banyakan           | 5 848                                | 5 848         | 1 407   | 1 407         | 7 255           | 7 255          |
| [220] Grogol             | 2 527                                | 2 193         | 923   | 1 257         | 3 450           | 3 450          |
| [230] Tarokan            | 3 471                                | 3 471         | 1 249   | 1 249         | 4 720           | 4 720          |
| <b>Kabupaten Kediri</b>  | <b>100 693</b>                       | <b>98 210</b> | <b>37 912</b>                                 | <b>40 395</b> | <b>138 605</b>  | <b>138 605</b> |

Catatan/Note: Lahan Pertanian = Lahan Sawah + Lahan Bukan Sawah/ *Agricultural Land = Rice Field + Non-Rice Field*

Sumber/Source: Dinas Pertanian Dan Perkebunan Kabupaten Kediri/ *Department of Agriculture and Plantation Kediri Regency*

**Tabel**  
**Table** 1.1.7

**Sungai Utama di Kabupaten Kediri Menurut Daerah  
Irigasi, Kecamatan yang dilintasi, Panjang Sungai dan  
Debit Air, 2019**  
*Main River in Kediri Regency According to Irrigation Area,  
Crossed Subdistrict, River Length and Water Debit, 2019*

| Sungai<br>River | Daerah Irigasi<br>Irrigation Area | Kecamatan yang<br>dilalui/<br>Crossed<br>Subdistrict | Panjang/<br>Length<br>(Km) | Debit Air/<br>Water<br>discharge (m <sup>3</sup> /dt) |      |
|-----------------|-----------------------------------|--|----------------------------|---|------|
|                 |                                   |  |                            | Max   | Min  |
| (1)             | (2)                               | (3)  | (4)                        | (5)   | (6)  |
| Bakung          | Bakung                            | Tarokan  | 11,80                      | 50,19   | 0,15 |
| Kolokoso        | Kolokoso                          | Tarokan  | 15,76                      | 50,28   | 0,10 |
| Hardisingat     | Hardisingat                       | Tarokan, Grogol                                      | 19,50                      | 46,03   | 0,10 |
| Bendomongal     | Bendomongal                       | Banyakan   | 19,00                      | 55,13   | 0,18 |
| Bendokrosok     | Bendokrosok                       | Banyakan   | 14,78                      | 78,52   | -    |
| Kedak           | Kedak                             | Semen, Kota Kediri                                   | 22,40                      | 52,42   | 0,01 |
| Bruno           | Bruno                             | Semen, Kota Kediri                                   | 30,32                      | rusak berat   |      |
| Surat           | Surat                             | Mojo   | 10,32                      | 1,42  | 0,01 |
| Bruni           | Bruni                             | Mojo   | 8,85                       | 2,28  | 0,01 |
| Pandansari      | Pandansari                        | Mojo   | 18,30                      | 16,01   | -    |
| Catut           | Catut                             | Mojo, Tl. Agung                                      | 14,00                      | 0,08  | -    |
| Toyoaning       | Toyoaning                         | Puncu, Papar   | 15,57                      | 2,77  | 0,18 |
| Dermo           | Dermo                             | Pare, Gurah, Papar                                   | 21,60                      | 4,20  | 0,30 |
| Mantren         | Mantren                           | Pagu   | 9,00                       | 1,06  | 0,31 |
| Sumber Wates    | Mantren                           | Gampengrejo  | 10,69                      | 0,53  | 0,03 |
| Sukorejo        | Sukorejo                          | Plosoklaten, Papar                                   | 30,00                      | 3,06  | 0,06 |
| Kalasan         | Kalasan                           | Plosoklaten,<br>Gampengrejo                          | 32,95                      | 2,80  | 0,12 |
| Kresek          | Kresek                            | Wates, Kota,<br>Gampengrejo                          | 27,60                      | 1,75  | 0,01 |
| Tawang          | Tawang                            | Ngancar, Wates,<br>Kota Kediri                       | 9,21                       | 1,40  | 0,09 |
| Segaran         | Segaran                           | Ngancar, Wates,<br>Kandat, Ngadiluwih                | 35,64                      | 3,23  | 1,76 |
| Sempu           | Sempu                             | Ngancar, Wates,<br>Kandat, Ngadiluwih                | 20,93                      | 3,00  | 0,40 |
| Lanang          | Lanang                            | Ringinrejo,<br>Ngadiluwih                            | 13,40                      | 3,10  | 0,20 |

Lanjutan Tabel/*Continued Table 1.1.7*

| Sungai<br>River | Daerah Irigasi<br>Irrigation Area | Kecamatan yang<br>dilalui/ Crossed<br>Subdistrict | Panjang/<br>Length<br>(Km) | Debit Air/ Water<br>discharge (m <sup>3</sup> /dt) |      |
|-----------------|-----------------------------------|---|----------------------------|--|------|
|                 |                                   |   |                            | Max  | Min  |
| (1)             | (2)                               | (3)   | (4)                        | (5)  | (6)  |
| Selodono        | Selodono                          | Ringinrejo,<br>Ngadiluwih                         | 8,57                       | 2,05   | 0,15 |
| Petung          | Petung                            | Ringinrejo  | 19,06                      | 5,40   | 0,15 |
| Termas          | Termas                            | Kras  | 6,25                       | 5,12   | 0,02 |
| Gedog           | Gedog                             | Kras  | 3,87                       | 0,00   | 0,00 |
| Kajar           | Kajar                             | Kras  | 7,50                       | 0,10   | 0,00 |
| Srinjing        | Srinjing                          | Kepung, Pare, Pagu,<br>Papar                      | 29,25                      | 12,73  | 1,50 |
| Keling          | Keling                            | Kepung, Badas                                     | 6,05                       | 0,92   | 0,81 |
| Konto II        | Konto II                          | Kepung  | 13,75                      | 0,77   | 0,17 |
| Batan           | Batan                             | Kepung, Pare, Pagu,<br>Kunjang                    | 11,00                      | 65,19  | 0,90 |
| Pulosari        | Pulosari                          | Pare  | 10,00                      | 0,90   | 0,20 |
| Ngino           | Ngino                             | Plemahan,<br>Purwoasri                            | 6,00                       | 0,40   | 0,10 |
| Ampomangiran    | Ampomangiran                      | Pare, Plemahan                                    | 18,78                      | 1,40   | 0,30 |
| Bringin         | Bringin                           | Pare, Plemahan                                    | 6,00                       | 0,50   | 0,07 |
| Ketangi         | Ketangi                           | Pare  | 16,00                      | 0,50   | 0,02 |
| Kunden          | Kunden                            | Pare  | 12,50                      | 0,40   | 0,10 |
| Centong         | Centong                           | Pare, Plemahan                                    | 5,00                       | 0,35   | 0,09 |
| Bangi           | Bangi                             | Purwoasri   | 9,93                       | 0,04   | 0,00 |
| Nepen           | Nepen                             | Pare  | 12,82                      | 0,40   | 0,09 |
| Konto Pait      | Konto Pait Atas dan<br>Tengah     | Kandangan   | 8,09                       | 0,80   | 0,15 |
| Sembung         | Sembung                           | Kandangan   | 9,22                       | 0,30   | 0,05 |
| Mejonobangi     | Mejonobangi                       | Pare, Plemahan,<br>Purwoasri                      | 3,87                       | 0,15   | 0,01 |

Lanjutan Tabel/*Continued Table 1.1.7*

| Sungai<br><i>River</i> | Daerah Irigasi<br><i>Irrigation Area</i> | Kecamatan yang<br>dilalui/ <i>Crossed</i><br><i>Subdistrict</i> | Panjang/<br><i>Length</i><br>(Km) | Debit Air/ <i>Water</i><br><i>discharge (m<sup>3</sup>/dt)</i> |      |
|------------------------|--|---|-----------------------------------|--|------|
|                        |  |   |                                   | Max  | Min  |
| (1)                    | (2)                                      | (3)   | (4)                               | (5)  | (6)  |
| Sedayu                 | Sedayu                                   | Kepung  | 6,70                              | 1,08   | 0,09 |
| Bening                 | Bening                                   | Pare  | 8,00                              | 0,20   | 0,00 |
| Kuwang                 | Kuwang                                   | Kandangan   | 5,10                              | 0,02   | 0,00 |
| Konto Surabaya         | Konto Surabaya                           | Kandangan   | 4,00                              | 0,21   | 0,02 |
| Sumurup                | Sumurup                                  | Kandangan   | 20,96                             | 0,43   | 0,13 |
| Konto Kediri           | Kandangan                                | Kandangan   | 25,00                             | 15,25  | 2,06 |
| Affoer Besuk **)       | Affur Besuk                              | Kunjang   | 7,50                              | ..**   | ..** |

Catatan/*Note*: \*\* Pengairan Jombang/ *Jombang Irrigation*

Sumber/*Source*: Dinas Pekerjaan Umum Dan Penataan Ruang Kediri/ *Department of Public Works And Spatial Planning of Kediri Regency*

**Tabel**  
**Table** 1.1.8**Estimasi Koordinat Kantor Kecamatan di Kabupaten Kediri, 2019**  
**Coordinate Estimation of Subdistrict Office in Kediri Regency, 2019**

| Kecamatan<br>Subdistrict | Lintang Selatan<br>South latitude | Bujur Timur<br>East Longitude |
|--------------------------|-----------------------------------|-------------------------------|
| (1)                      | (2)                               | (3)                           |
| [010] Mojo               | -7,8946                           | 111,9643                      |
| [020] Semen              | -7,8286                           | 111,9787                      |
| [030] Ngadiluwih         | -7,8992                           | 111,9904                      |
| [040] Kras               | -7,9507                           | 111,9617                      |
| [050] Ringinrejo         | -7,9815                           | 112,0321                      |
| [060] Kandat             | -7,8707                           | 112,0290                      |
| [070] Wates              | -7,8947                           | 112,1007                      |
| [080] Ngancar            | -7,9330                           | 112,1788                      |
| [090] Plosoklaten        | -7,8617                           | 112,1548                      |
| [100] Gurah              | -7,8122                           | 112,0772                      |
| [110] Puncu              | -7,8627                           | 112,2674                      |
| [120] Kepung             | -7,8081                           | 112,2538                      |
| [130] Kandangan          | -7,7574                           | 112,2834                      |
| [140] Pare               | -7,7697                           | 112,1930                      |
| [141] Badas              | -7,7131                           | 112,2058                      |
| [150] Kunjang            | -7,6580                           | 112,1635                      |
| [160] Plemahan           | -7,7138                           | 112,1305                      |
| [170] Purwoasri          | -7,6484                           | 112,0984                      |
| [180] Papar              | -7,6959                           | 112,0814                      |
| [190] Pagu               | -7,7706                           | 112,0858                      |
| [191] Kayenkidul         | -7,7389                           | 112,0948                      |
| [200] Gampengrejo        | -7,7693                           | 112,0262                      |
| [201] Ngasem             | -7,7955                           | 112,0498                      |
| [210] Banyakan           | -7,7743                           | 111,9729                      |
| [220] Grogol             | -7,7433                           | 111,9598                      |
| [230] Tarokan            | -7,7274                           | 111,9444                      |
| <b>Kabupaten Kediri</b>  | <b>-7,8094</b>                    | <b>112,0231</b>               |

Catatan/Note: ...

Sumber/Source: BPS Kabupaten Kediri / *Statistic of Kediri Regency*

**Tabel**  
**Table** 1.1.9

**Penerbitan Surat Keputusan Hak Atas Tanah di Kabupaten Kediri menurut Bulan dan Jenisnya, 2018-2019**  
**Land Rights Decision Letter in Kediri Regency by Month and Type, 2018-2019**

| Bulan<br>Month          | Hak Milik<br>Right of ownership |           | H G B<br>Building rights |           | H G U<br>Cultivation Rights |          |
|-------------------------|---------------------------------|-----------|--------------------------|-----------|-----------------------------|----------|
|                         | 2018                            | 2019      | 2018                     | 2019      | 2018                        | 2019     |
|                         | (1)                             | (2)       | (3)                      | (4)       | (5)                         | (6)      |
| Januari/ January        | -                               | 19        | 1                        | 2         | -                           | -        |
| Februari/ February      | -                               | -         | 6                        | 1         | -                           | -        |
| Maret/ March            | -                               | 4         | 2                        | 3         | -                           | -        |
| April/ April            | -                               | 2         | 2                        | 1         | -                           | -        |
| Mei/ May                | -                               | -         | 4                        | 5         | -                           | -        |
| Juni/ June              | 1                               | -         | 1                        | 2         | -                           | -        |
| Juli/ July              | 1                               | 9         | 2                        | 1         | -                           | -        |
| Agustus/ August         | 2                               | -         | 1                        | 1         | -                           | -        |
| September/ September    | -                               | -         | 5                        | 1         | -                           | -        |
| Oktober/ October        | -                               | 1         | 3                        | 13        | -                           | -        |
| Nopember/ November      | -                               | 1         | 2                        | 2         | -                           | -        |
| Desember/ December      | 1                               | 2         | 3                        | 3         | -                           | -        |
| <b>Kabupaten Kediri</b> | <b>5</b>                        | <b>38</b> | <b>32</b>                | <b>35</b> | <b>-</b>                    | <b>-</b> |

Lanjutan Tabel/*Continued Table* 1.1.9

| Bulan<br>Month              | Hak Pakai<br>Right to use |            | Jumlah<br>Total |            |
|-----------------------------|---------------------------|------------|-----------------|------------|
|                             | 2018                      | 2019       | 2018            | 2019       |
| (1)                         | (8)                       | (9)        | (10)            | (11)       |
| Januari/ <i>January</i>     | -                         | -          | 1               | 21         |
| Februari/ <i>February</i>   | -                         | 3          | 6               | 4          |
| Maret/ <i>March</i>         | -                         | 2          | 2               | 9          |
| April/ <i>April</i>         | -                         | 5          | 2               | 8          |
| Mei/ <i>May</i>             | 1                         | 28         | 5               | 33         |
| Juni/ <i>June</i>           | -                         | 10         | 2               | 12         |
| Juli/ <i>July</i>           | -                         | 11         | 3               | 21         |
| Agustus/ <i>August</i>      | -                         | 3          | 3               | 4          |
| September/ <i>September</i> | -                         | 4          | 5               | 5          |
| Oktober/ <i>October</i>     | -                         | 14         | 3               | 28         |
| Nopember/ <i>November</i>   | -                         | 7          | 2               | 10         |
| Desember/ <i>December</i>   | -                         | 31         | 4               | 36         |
| <b>Kabupaten Kediri</b>     | <b>1</b>                  | <b>118</b> | <b>38</b>       | <b>191</b> |

Catatan/*Note*: ...Sumber/*Source*: Badan Pertanahan Kabupaten Kediri / *Land Office of Kediri Regency*



**Tabel 1.1.10** Jumlah Produksi Sertifikat Tanah yang tidak melalui Surat Keputusan di Kabupaten Kediri, 2018-2019  
**Number of Land Certificate Production which is not through Decree in Kediri Regency, 2018-2019**

|                         | Uraian<br>Description                            | Sisa Tahun Lalu<br>Rest of Last Year |              | Masuk<br>Incoming |               |
|-------------------------|--|--------------------------------------|--------------|-------------------|---------------|
|                         |  | 2018                                 | 2019         | 2018              | 2019          |
|                         | (1)  | (2)                                  | (3)          | (4)               | (5)           |
| 301/I                   | Konversi / Conversion                            | -                                    | -            | -                 | -             |
| 301/II                  | Pengakuan hak/ Recognition of rights             | 2 468                                | 2 559        | 5 050             | 4 839         |
|                         | Peningkatan hak/ Increased rights                | -                                    | 61           | 831               | 796           |
|                         | Pemberian hak/ Granting rights                   | 28                                   | 18           | 94                | 196           |
|                         | Pemisahan hak/ Separation of rights              | 502                                  | 1 834        | 5 320             | 5 959         |
|                         | Penggabungan hak/ Merging rights                 | 14                                   | 28           | 63                | 55            |
|                         | Sertifikat pengganti/ Certificate of replacement | 26                                   | 150          | 233               | 313           |
|                         | Penghapusan Sertifikat/ Certificate Deletion     | 2                                    | 22           | 114               | 242           |
| 301/III                 | Peralihan hak/ Transfer of rights                | -                                    | 16           | 6 476             | 5 662         |
|                         | Hak Tanggungan/ Mortgage right                   | -                                    | 15           | 4 778             | 5 232         |
|                         | Roya   | 50                                   | -            | 2 834             | 2 925         |
|                         | Sita, Perwakilan/ Confiscation, Representative   | -                                    | -            | -                 | 9             |
|                         | Ganti Nama/ Change name                          | -                                    | -            | -                 | 21            |
| <b>Kabupaten Kediri</b> |  | <b>3 090</b>                         | <b>4 703</b> | <b>25 793</b>     | <b>26 249</b> |

Lanjutan Tabel/*Continued Table* 1.1.10

|                         | Uraian<br><i>Description</i>                            | Selesai<br><i>Finished</i> |               | Sisa Pekerjaan<br><i>Remaining Jobs</i> |              |
|-------------------------|---|----------------------------|---------------|---|--------------|
|                         |   | 2018                       | 2019          | 2018                                    | 2019         |
|                         | (1)   | (6)                        | (7)           | (8)                                     | (9)          |
| 301/I                   | Konversi / <i>Conversion</i>                            | -                          | -             | -                                       | -            |
| 301/II                  | Pengakuan hak/ <i>Recognition of rights</i>             | 2 491                      | 3 226         | 2 559                                   | 1 613        |
|                         | Peningkatan hak/ <i>Increased rights</i>                | 770                        | 789           | 61                                      | 7            |
|                         | Pemberian hak/ <i>Granting rights</i>                   | 76                         | 163           | 18                                      | 33           |
|                         | Pemisahan hak/ <i>Separation of rights</i>              | 3 486                      | 5 041         | 1 834                                   | 918          |
|                         | Penggabungan hak/ <i>Merging rights</i>                 | 35                         | 27            | 28                                      | 28           |
|                         | Sertifikat pengganti/ <i>Certificate of replacement</i> | 83                         | 167           | 150                                     | 146          |
|                         | Penghapusan Sertifikat/ <i>Certificate Deletion</i>     | 92                         | 242           | 22                                      | -            |
| 301/III                 | Peralihan hak/ <i>Transfer of rights</i>                | 6 460                      | 5 604         | 16                                      | 58           |
|                         | Hak Tanggungan/ <i>Mortgage right</i>                   | 4 763                      | 4 802         | 15                                      | 430          |
|                         | Roya  | 2 834                      | 2 890         | -                                       | 35           |
|                         | Sita, Perwakilan/ <i>Confiscation, Representative</i>   | -                          | 9             | -                                       | -            |
|                         | Ganti Nama/ <i>Change name</i>                          | -                          | 21            | -                                       | -            |
| <b>Kabupaten Kediri</b> |   | <b>21 090</b>              | <b>22 981</b> | <b>4 703</b>                            | <b>3 268</b> |

Catatan/*Note*: ...Sumber/*Source*: Badan Pertanahan Kabupaten Kediri / *Land Office of Kediri Regency*

**Tabel**  
**Table** 1.1.11

**Jumlah Produksi Sertifikat Tanah yang tidak melalui Surat Keputusan di Kabupaten Kediri menurut Bulan Kalender, 2018-2019**  
**Number of Land Certificate Production which is not through Decree in Kediri Regency by Month, 2018-2019**

| Uraian<br>Description   |  | Januari/ January |              |                   |              |
|-------------------------|--|------------------|--------------|-------------------|--------------|
|                         |  | Masuk/ Incoming  |              | Selesai/ Finished |              |
|                         |  | 2018             | 2019         | 2018              | 2019         |
| (1)                     | (2)  | (3)              | (4)          | (5)               |              |
| 301/I                   | Konversi / Conversion                            | -                | -            | -                 | -            |
| 301/II                  | Pengakuan hak/ Recognition of rights             | 242              | 210          | 122               | 249          |
|                         | Peningkatan hak/ Increased rights                | 5                | 24           | 13                | 80           |
|                         | Pemberian hak/ Granting rights                   | 3                | 8            | 2                 | 11           |
|                         | Pemisahan hak/ Separation of rights              | 200              | 504          | 155               | 203          |
|                         | Penggabungan hak/ Merging rights                 | 4                | 1            | -                 | 4            |
|                         | Sertifikat pengganti/ Certificate of replacement | 12               | 13           | 7                 | 7            |
|                         | Penghapusan Sertifikat/ Certificate Deletion     | 3                | 2            | 4                 | 2            |
| 301/III                 | Peralihan hak/ Transfer of rights                | 590              | 437          | 589               | 437          |
|                         | Hak Tanggungan/ Mortgage right                   | 247              | 483          | 247               | 483          |
|                         | Roya   | 192              | 227          | 244               | 227          |
|                         | Sita, Perwakilan/ Confiscation, Representative   | -                | -            | -                 | -            |
|                         | Ganti Nama/ Change name                          | -                | -            | -                 | -            |
| <b>Kabupaten Kediri</b> |  | <b>1 498</b>     | <b>1 909</b> | <b>1 383</b>      | <b>1 703</b> |

Lanjutan Tabel/*Continued Table 1.1.11*

| Uraian<br><i>Description</i>                            | Februari/ <i>February</i> |              |                          |              |
|---|---------------------------|--------------|--------------------------|--------------|
|   | Masuk/ <i>Incoming</i>    |              | Selesai/ <i>Finished</i> |              |
|   | 2018                      | 2019         | 2018                     | 2019         |
| (1)   | (6)                       | (7)          | (8)                      | (9)          |
| 301/I Konversi / <i>Conversion</i>                      | -                         | -            | -                        | -            |
| 301/II Pengakuan hak/ <i>Recognition of rights</i>      | 251                       | 112          | 177                      | 123          |
| Peningkatan hak/ <i>Increased rights</i>                | 99                        | 76           | 76                       | 50           |
| Pemberian hak/ <i>Granting rights</i>                   | 8                         | 7            | 12                       | 4            |
| Pemisahan hak/ <i>Separation of rights</i>              | 390                       | 294          | 334                      | 781          |
| Penggabungan hak/ <i>Merging rights</i>                 | 2                         | -            | 7                        | 1            |
| Sertifikat pengganti/ <i>Certificate of replacement</i> | 14                        | 9            | 8                        | 2            |
| Penghapusan Sertifikat/ <i>Certificate Deletion</i>     | 14                        | 2            | 1                        | 2            |
| 301/III Peralihan hak/ <i>Transfer of rights</i>        | 433                       | 240          | 431                      | 240          |
| Hak Tanggungan/ <i>Mortgage right</i>                   | 604                       | 430          | 603                      | 430          |
| Roya  | 255                       | 271          | 249                      | 271          |
| Sita, Perwakilan/ <i>Confiscation, Representative</i>   | -                         | 1            | -                        | 1            |
| Ganti Nama/ <i>Change name</i>                          | -                         | 3            | -                        | 3            |
| <b>Kabupaten Kediri</b>                                 | <b>2 070</b>              | <b>1 445</b> | <b>1 898</b>             | <b>1 908</b> |

Lanjutan Tabel/*Continued Table* 1.1.11

| Uraian<br><i>Description</i> |   | Maret/ <i>March</i>    |              |                          |              |
|------------------------------|---|------------------------|--------------|--------------------------|--------------|
|                              |   | Masuk/ <i>Incoming</i> |              | Selesai/ <i>Finished</i> |              |
|                              |   | 2018                   | 2019         | 2018                     | 2019         |
| (1)                          | (10)  | (11)                   | (12)         | (13)                     |              |
| 301/I                        | Konversi / <i>Conversion</i>                            | -                      | -            | -                        | -            |
| 301/II                       | Pengakuan hak/ <i>Recognition of rights</i>             | 253                    | 159          | 227                      | 476          |
|                              | Peningkatan hak/ <i>Increased rights</i>                | 90                     | 83           | 88                       | 97           |
|                              | Pemberian hak/ <i>Granting rights</i>                   | 1                      | 6            | 7                        | 5            |
|                              | Pemisahan hak/ <i>Separation of rights</i>              | 371                    | 316          | 662                      | 357          |
|                              | Penggabungan hak/ <i>Merging rights</i>                 | 2                      | 7            | 2                        | 1            |
|                              | Sertifikat pengganti/ <i>Certificate of replacement</i> | 23                     | 10           | 18                       | 16           |
|                              | Penghapusan Sertifikat/ <i>Certificate Deletion</i>     | 19                     | 19           | 8                        | 38           |
| 301/III                      | Peralihan hak/ <i>Transfer of rights</i>                | 488                    | 302          | 487                      | 302          |
|                              | Hak Tanggungan/ <i>Mortgage right</i>                   | 412                    | 295          | 412                      | 295          |
|                              | Roya  | 230                    | 218          | 225                      | 218          |
|                              | Sita, Perwakilan/ <i>Confiscation, Representative</i>   | -                      | -            | -                        | -            |
|                              | Ganti Nama/ <i>Change name</i>                          | -                      | -            | -                        | -            |
| <b>Kabupaten Kediri</b>      |   | <b>1 889</b>           | <b>1 415</b> | <b>2 136</b>             | <b>1 805</b> |

Lanjutan Tabel/Continued Table 1.1.11

| Uraian<br>Description                            | April/ April    |              |                   |              |
|--|-----------------|--------------|-------------------|--------------|
|  | Masuk/ Incoming |              | Selesai/ Finished |              |
|  | 2018            | 2019         | 2018              | 2019         |
| (1)  | (14)            | (15)         | (16)              | (17)         |
| 301/I Konversi / Conversion                      | -               | -            | -                 | -            |
| 301/II Pengakuan hak/ Recognition of rights      | 178             | 148          | 250               | 347          |
| Peningkatan hak/ Increased rights                | 46              | 40           | 53                | 53           |
| Pemberian hak/ Granting rights                   | 5               | 16           | 6                 | 11           |
| Pemisahan hak/ Separation of rights              | 241             | 228          | 226               | 509          |
| Penggabungan hak/ Merging rights                 | 7               | 4            | -                 | 4            |
| Sertifikat pengganti/ Certificate of replacement | 22              | 13           | 12                | 18           |
| Penghapusan Sertifikat/ Certificate Deletion     | 11              | 27           | 12                | 27           |
| 301/III Peralihan hak/ Transfer of rights        | 525             | 366          | 523               | 366          |
| Hak Tanggungan/ Mortgage right                   | 307             | 371          | 307               | 370          |
| Roya   | 246             | 243          | 242               | 243          |
| Sita, Perwakilan/ Confiscation, Representative   | -               | -            | -                 | -            |
| Ganti Nama/ Change name                          | -               | 2            | -                 | 2            |
| <b>Kabupaten Kediri</b>                          | <b>1 588</b>    | <b>1 458</b> | <b>1 631</b>      | <b>1 950</b> |

Lanjutan Tabel/*Continued Table* 1.1.11

| Uraian<br><i>Description</i>                            | Mei/ <i>May</i>        |              |                          |              |
|---|------------------------|--------------|--------------------------|--------------|
|   | Masuk/ <i>Incoming</i> |              | Selesai/ <i>Finished</i> |              |
|   | 2018<br>(18)           | 2019<br>(19) | 2018<br>(20)             | 2019<br>(21) |
| 301/I Konversi / <i>Conversion</i>                      | -                      | -            | -                        | -            |
| 301/II Pengakuan hak/ <i>Recognition of rights</i>      | 214                    | 202          | 179                      | 340          |
| Peningkatan hak/ <i>Increased rights</i>                | 62                     | 45           | 61                       | 41           |
| Pemberian hak/ <i>Granting rights</i>                   | 4                      | 19           | 2                        | 9            |
| Pemisahan hak/ <i>Separation of rights</i>              | 261                    | 304          | 210                      | 485          |
| Penggabungan hak/ <i>Merging rights</i>                 | -                      | 2            | 3                        | 3            |
| Sertifikat pengganti/ <i>Certificate of replacement</i> | 11                     | 12           | 7                        | 11           |
| Penghapusan Sertifikat/ <i>Certificate Deletion</i>     | 4                      | 16           | 9                        | 14           |
| 301/III Peralihan hak/ <i>Transfer of rights</i>        | 590                    | 544          | 589                      | 542          |
| Hak Tanggungan/ <i>Mortgage right</i>                   | 491                    | 511          | 491                      | 511          |
| Roya  | 256                    | 261          | 252                      | 261          |
| Sita, Perwakilan/ <i>Confiscation, Representative</i>   | -                      | -            | -                        | -            |
| Ganti Nama/ <i>Change name</i>                          | -                      | 4            | -                        | 4            |
| <b>Kabupaten Kediri</b>                                 | <b>1 893</b>           | <b>1 920</b> | <b>1 803</b>             | <b>2 221</b> |

Lanjutan Tabel/*Continued Table* 1.1.11

| Uraian<br><i>Description</i>                            | Juni/ <i>June</i>      |            |                          |            |
|---|------------------------|------------|--------------------------|------------|
|   | Masuk/ <i>Incoming</i> |            | Selesai/ <i>Finished</i> |            |
|   | 2018                   | 2019       | 2018                     | 2019       |
| (1)   | (22)                   | (23)       | (24)                     | (25)       |
| 301/I Konversi / <i>Conversion</i>                      | -                      | -          | -                        | -          |
| 301/II Pengakuan hak/ <i>Recognition of rights</i>      | 90                     | 81         | 222                      | 221        |
| Peningkatan hak/ <i>Increased rights</i>                | 12                     | 46         | 29                       | 18         |
| Pemberian hak/ <i>Granting rights</i>                   | 8                      | 14         | 1                        | 23         |
| Pemisahan hak/ <i>Separation of rights</i>              | 68                     | 136        | 191                      | 161        |
| Penggabungan hak/ <i>Merging rights</i>                 | -                      | 2          | 3                        | 1          |
| Sertifikat pengganti/ <i>Certificate of replacement</i> | 6                      | 7          | 1                        | 8          |
| Penghapusan Sertifikat/ <i>Certificate Deletion</i>     | 8                      | 7          | -                        | 10         |
| 301/III Peralihan hak/ <i>Transfer of rights</i>        | 238                    | 226        | 238                      | 226        |
| Hak Tanggungan/ <i>Mortgage right</i>                   | 80                     | 205        | 80                       | 205        |
| Roya  | 82                     | 104        | 72                       | 104        |
| Sita, Perwakilan/ <i>Confiscation, Representative</i>   | -                      | -          | -                        | -          |
| Ganti Nama/ <i>Change name</i>                          | -                      | 1          | -                        | 1          |
| <b>Kabupaten Kediri</b>                                 | <b>592</b>             | <b>829</b> | <b>837</b>               | <b>978</b> |



Lanjutan Tabel/*Continued Table 1.1.11*

| Uraian<br><i>Description</i>                            | Juli/ July             |              |                          |              |
|---|------------------------|--------------|--------------------------|--------------|
|   | Masuk/ <i>Incoming</i> |              | Selesai/ <i>Finished</i> |              |
|   | 2018                   | 2019         | 2018                     | 2019         |
| (1)   | (26)                   | (27)         | (28)                     | (29)         |
| 301/I Konversi / <i>Conversion</i>                      | -                      | -            | -                        | -            |
| 301/II Pengakuan hak/ <i>Recognition of rights</i>      | 303                    | 184          | 325                      | 321          |
| Peningkatan hak/ <i>Increased rights</i>                | 116                    | 83           | 86                       | 112          |
| Pemberian hak/ <i>Granting rights</i>                   | 12                     | 19           | 5                        | 9            |
| Pemisahan hak/ <i>Separation of rights</i>              | 454                    | 481          | 442                      | 342          |
| Penggabungan hak/ <i>Merging rights</i>                 | 9                      | -            | 7                        | 4            |
| Sertifikat pengganti/ <i>Certificate of replacement</i> | 13                     | 23           | 3                        | 13           |
| Penghapusan Sertifikat/ <i>Certificate Deletion</i>     | 8                      | 18           | 11                       | 28           |
| 301/III Peralihan hak/ <i>Transfer of rights</i>        | 586                    | 527          | 586                      | 527          |
| Hak Tanggungan/ <i>Mortgage right</i>                   | 478                    | 388          | 478                      | 388          |
| Roya  | 316                    | 258          | 311                      | 257          |
| Sita, Perwakilan/ <i>Confiscation, Representative</i>   | -                      | 6            | -                        | 6            |
| Ganti Nama/ <i>Change name</i>                          | -                      | 1            | -                        | 1            |
| <b>Kabupaten Kediri</b>                                 | <b>2 295</b>           | <b>1 988</b> | <b>2 254</b>             | <b>2 008</b> |

Lanjutan Tabel/*Continued Table 1.1.11*

| Uraian<br><i>Description</i> |   | Agustus/ August        |              |                          |              |
|------------------------------|---|------------------------|--------------|--------------------------|--------------|
|                              |   | Masuk/ <i>Incoming</i> |              | Selesai/ <i>Finished</i> |              |
|                              |   | 2018                   | 2019         | 2018                     | 2019         |
| (1)                          | (30)  | (31)                   | (32)         | (33)                     |              |
| 301/I                        | Konversi / <i>Conversion</i>                            | -                      | -            | -                        | -            |
| 301/II                       | Pengakuan hak/ <i>Recognition of rights</i>             | 176                    | 219          | 204                      | 220          |
|                              | Peningkatan hak/ <i>Increased rights</i>                | 60                     | 122          | 87                       | 66           |
|                              | Pemberian hak/ <i>Granting rights</i>                   | 10                     | 16           | 3                        | 9            |
|                              | Pemisahan hak/ <i>Separation of rights</i>              | 249                    | 404          | 162                      | 495          |
|                              | Penggabungan hak/ <i>Merging rights</i>                 | 5                      | 4            | 5                        | 1            |
|                              | Sertifikat pengganti/ <i>Certificate of replacement</i> | 8                      | 21           | 9                        | 26           |
|                              | Penghapusan Sertifikat/ <i>Certificate Deletion</i>     | 9                      | 34           | 12                       | 15           |
| 301/III                      | Peralihan hak/ <i>Transfer of rights</i>                | 547                    | 534          | 545                      | 533          |
|                              | Hak Tanggungan/ <i>Mortgage right</i>                   | 420                    | 258          | 420                      | 258          |
|                              | Roya  | 255                    | 211          | 251                      | 211          |
|                              | Sita, Perwakilan/ <i>Confiscation, Representative</i>   | -                      | 1            | -                        | 1            |
|                              | Ganti Nama/ <i>Change name</i>                          | -                      | 2            | -                        | 2            |
| <b>Kabupaten Kediri</b>      |   | <b>1 739</b>           | <b>1 826</b> | <b>1 698</b>             | <b>1 837</b> |

Lanjutan Tabel/*Continued Table* 1.1.11

| Uraian<br><i>Description</i>                            | September/ <i>September</i> |              |                          |              |
|---|-----------------------------|--------------|--------------------------|--------------|
|   | Masuk/ <i>Incoming</i>      |              | Selesai/ <i>Finished</i> |              |
|   | 2018<br>(34)                | 2019<br>(35) | 2018<br>(36)             | 2019<br>(37) |
| 301/I Konversi / <i>Conversion</i>                      | -                           | -            | -                        | -            |
| 301/II Pengakuan hak/ <i>Recognition of rights</i>      | 188                         | 226          | 103                      | 162          |
| Peningkatan hak/ <i>Increased rights</i>                | 34                          | 44           | 26                       | 105          |
| Pemberian hak/ <i>Granting rights</i>                   | 5                           | 9            | 13                       | 22           |
| Pemisahan hak/ <i>Separation of rights</i>              | 238                         | 355          | 210                      | 416          |
| Penggabungan hak/ <i>Merging rights</i>                 | -                           | 2            | 2                        | 2            |
| Sertifikat pengganti/ <i>Certificate of replacement</i> | 8                           | 14           | 7                        | 14           |
| Penghapusan Sertifikat/ <i>Certificate Deletion</i>     | 11                          | 22           | 17                       | 39           |
| 301/III Peralihan hak/ <i>Transfer of rights</i>        | 562                         | 497          | 557                      | 477          |
| Hak Tanggungan/ <i>Mortgage right</i>                   | 415                         | 702          | 415                      | 699          |
| Roya  | 286                         | 251          | 282                      | 249          |
| Sita, Perwakilan/ <i>Confiscation, Representative</i>   | -                           | -            | -                        | -            |
| Ganti Nama/ <i>Change name</i>                          | -                           | 3            | -                        | 3            |
| <b>Kabupaten Kediri</b>                                 | <b>1 747</b>                | <b>2 125</b> | <b>1 632</b>             | <b>2 188</b> |

Lanjutan Tabel/*Continued Table 1.1.11*

| Uraian<br>Description                            | Oktober/ October |              |                   |              |
|--|------------------|--------------|-------------------|--------------|
|  | Masuk/ Incoming  |              | Selesai/ Finished |              |
|  | 2018<br>(38)     | 2019<br>(39) | 2018<br>(40)      | 2019<br>(41) |
| 301/I Konversi / Conversion                      | -                | -            | -                 | -            |
| 301/II Pengakuan hak/ Recognition of rights      | 274              | 228          | 381               | 235          |
| Peningkatan hak/ Increased rights                | 57               | 55           | 55                | 53           |
| Pemberian hak/ Granting rights                   | 7                | 1            | 7                 | 14           |
| Pemisahan hak/ Separation of rights              | 461              | 237          | 338               | 390          |
| Penggabungan hak/ Merging rights                 | 5                | 1            | 2                 | 5            |
| Sertifikat pengganti/ Certificate of replacement | 15               | 12           | 7                 | 11           |
| Penghapusan Sertifikat/ Certificate Deletion     | 7                | 20           | 6                 | 11           |
| 301/III Peralihan hak/ Transfer of rights        | 604              | 709          | 604               | 709          |
| Hak Tanggungan/ Mortgage right                   | 539              | 389          | 538               | 384          |
| Roya   | 258              | 300          | 253               | 297          |
| Sita, Perwakilan/ Confiscation, Representative   | -                | 1            | -                 | 1            |
| Ganti Nama/ Change name                          | -                | 2            | -                 | 2            |
| <b>Kabupaten Kediri</b>                          | <b>2 227</b>     | <b>1 955</b> | <b>2 191</b>      | <b>2 112</b> |

Lanjutan Tabel/*Continued Table* 1.1.11

| Uraian<br><i>Description</i>                            | November/ <i>November</i> |              |                          |              |
|---|---------------------------|--------------|--------------------------|--------------|
|   | Masuk/ <i>Incoming</i>    |              | Selesai/ <i>Finished</i> |              |
|   | 2018<br>(42)              | 2019<br>(43) | 2018<br>(44)             | 2019<br>(45) |
| 301/I Konversi / <i>Conversion</i>                      | -                         | -            | -                        | -            |
| 301/II Pengakuan hak/ <i>Recognition of rights</i>      | 277                       | 254          | 174                      | 222          |
| Peningkatan hak/ <i>Increased rights</i>                | 113                       | 51           | 46                       | 52           |
| Pemberian hak/ <i>Granting rights</i>                   | 2                         | 32           | 6                        | 17           |
| Pemisahan hak/ <i>Separation of rights</i>              | 899                       | 299          | 269                      | 373          |
| Penggabungan hak/ <i>Merging rights</i>                 | 1                         | 1            | 1                        | 1            |
| Sertifikat pengganti/ <i>Certificate of replacement</i> | 15                        | 14           | 2                        | 28           |
| Penghapusan Sertifikat/ <i>Certificate Deletion</i>     | -                         | 28           | 4                        | 41           |
| 301/III Peralihan hak/ <i>Transfer of rights</i>        | 522                       | 528          | 521                      | 525          |
| Hak Tanggungan/ <i>Mortgage right</i>                   | 388                       | 539          | 387                      | 514          |
| Roya  | 220                       | 297          | 215                      | 291          |
| Sita, Perwakilan/ <i>Confiscation, Representative</i>   | -                         | -            | -                        | -            |
| Ganti Nama/ <i>Change name</i>                          | -                         | 2            | -                        | 2            |
| <b>Kabupaten Kediri</b>                                 | <b>2 437</b>              | <b>2 045</b> | <b>1 625</b>             | <b>2 066</b> |

Lanjutan Tabel/Continued Table 1.1.11

| Uraian<br>Description                            | Desember/ December |              |                   |              |
|--|--------------------|--------------|-------------------|--------------|
|  | Masuk/ Incoming    |              | Selesai/ Finished |              |
|  | 2018               | 2019         | 2018              | 2019         |
| (1)  | (46)               | (47)         | (48)              | (49)         |
| 301/I Konversi / Conversion                      | -                  | -            | -                 | -            |
| 301/II Pengakuan hak/ Recognition of rights      | 136                | 257          | 127               | 310          |
| Peningkatan hak/ Increased rights                | 137                | 66           | 150               | 62           |
| Pemberian hak/ Granting rights                   | 1                  | 31           | 12                | 29           |
| Pemisahan hak/ Separation of rights              | 986                | 567          | 287               | 529          |
| Penggabungan hak/ Merging rights                 | 14                 | 3            | 3                 | -            |
| Sertifikat pengganti/ Certificate of replacement | 60                 | 15           | 2                 | 13           |
| Penghapusan Sertifikat/ Certificate Deletion     | 18                 | 25           | 8                 | 15           |
| 301/III Peralihan hak/ Transfer of rights        | 791                | 736          | 790               | 720          |
| Hak Tanggungan/ Mortgage right                   | 397                | 646          | 385               | 265          |
| Roya   | 188                | 284          | 238               | 261          |
| Sita, Perwakilan/ Confiscation, Representative   | -                  | -            | -                 | -            |
| Ganti Nama/ Change name                          | -                  | 1            | -                 | 1            |
| <b>Kabupaten Kediri</b>                          | <b>2 728</b>       | <b>2 631</b> | <b>2 002</b>      | <b>2 205</b> |

Catatan/Note: ...

Sumber/Source: Badan Pertanahan Kabupaten Kediri / Land Office of Kediri Regency

**Tabel**  
**Table** 1.1.12

**Perkembangan Hasil Bidang Tataguna Tanah di  
Kabupaten Kediri, 2015-2019**  
*The Progress of Land Exploitation Results in Kediri Regency,  
2015-2019*

| <b>Uraian<br/>Description</b>   | <b>2015</b> | <b>2016</b> | <b>2017</b> | <b>2018</b> | <b>2019</b> |
|---|-------------|-------------|-------------|-------------|-------------|
| (1)   | (2)         | (3)         | (4)         | (5)         | (6)         |
| Pertimbangan Teknis<br>Dalam Rangka Ijin Lokasi<br><i>Technical considerations in<br/>terms of location permit</i>                            | 10          | 16          | 15          | 15          | 70          |
| Pertimbangan Teknis<br>Dalam Rangka Penetapan<br>Lokasi<br><i>Technical Considerations in<br/>the Framework of Location<br/>Determination</i> | -           | -           | -           | -           | -           |
| Pertimbangan Teknis<br>Dalam Rangka Perubahan<br>Penggunaan Tanah<br><i>Technical Considerations<br/>for Changing Land Use</i>                | 185         | 175         | 174         | 199         | 119         |
| <b>Kabupaten Kediri</b>   | <b>195</b>  | <b>191</b>  | <b>189</b>  | <b>214</b>  | <b>189</b>  |

Catatan/Note: ...

Sumber/Source: Badan Pertanahan Kabupaten Kediri / Land Office of Kediri Regency

**Tabel 1.1.13** Perkembangan Bidang Pengukuran dan Pendaftaran Tanah di Kabupaten Kediri, 2015-2019  
**Table 1.1.13** Progress of Measurement and Land Registration in Kediri Regency, 2015-2019

| Jenis Kegiatan<br>Type of Activity   | 2015   | 2016   | 2017   |
|--|--------|--------|--------|
| (1)  | (2)    | (3)    | (4)    |
| Penyelesaian Sertifikat Atas Tanah (buah)<br>Completion of Land Certificate (pieces) | 16 001 | 25 169 | 21 225 |
| Pemasukan ke Kas Negara (juta Rp)<br>Revenue to the State Treasury (million IDR)     | -      | -      | -      |
| Lewat Permohonan Hak/ Through a Request<br>for Rights                                | -      | -      | -      |
| Untuk Tingkat II/ For Level II   | -      | -      | -      |
| Untuk Tingkat I/ For Level I   | -      | -      | -      |
| Untuk Pusat/ For the Center  | -      | -      | -      |
| Lewat BPHTB/ Through BPHTB   | -      | -      | -      |
| Pembuatan Akte Tanah (buah)<br>Making Land Deed (pieces)                             | 8 435  | 9 850  | 10 297 |
| Pengukuran Tanah (bidang)<br>Land Measurement (fields)                               | 13 403 | 16 435 | 31 447 |



Lanjutan Tabel/*Continued Table* 1.1.13

| <b>Jenis Kegiatan</b><br><i>Type of Activity</i>  | <b>2018</b> | <b>2019</b> |
|---|-------------|-------------|
| (1)   | (5)         | (6)         |
| Penyelesaian Sertifikat Atas Tanah (buah)<br><i>Completion of Land Certificate (pieces)</i> | 59 566      | -           |
| Pemasukan ke Kas Negara (juta Rp)<br><i>Revenue to the State Treasury (million IDR)</i>     | -           | -           |
| Lewat Permohonan Hak/ <i>Through a Request for Rights</i>                                   | -           | -           |
| Untuk Tingkat II/ <i>For Level II</i>   | -           | -           |
| Untuk Tingkat I/ <i>For Level I</i>   | -           | -           |
| Untuk Pusat/ <i>For the Center</i>  | -           | -           |
| Lewat BPHTB/ <i>Through BPHTB</i>   | -           | -           |
| Pembuatan Akte Tanah (buah)<br><i>Making Land Deed (pieces)</i>                             | 11 297      | -           |
| Pengukuran Tanah (bidang)<br><i>Land Measurement (fields)</i>                               | 73 111      | 65 817      |

Catatan/Note: ...

Sumber/Source: Badan Pertanahan Kabupaten Kediri / *Land Office of Kediri Regency*

## 1.2 KEADAAN IKLIM CLIMATE CONDITION

**Tabel** 1.2.1 **Pengamatan Unsur Iklim Menurut Bulan di Kabupaten Kediri, 2019**  
**Table** 1.2.1 **Observation of Climate Elements By Months at Kediri Regency, 2019**

| Bulan<br>Month      | Suhu/Temperature (°C) |                      |                     | Kelembaban/Humidity (%) |                      |                     |
|---------------------|-----------------------|----------------------|---------------------|-------------------------|----------------------|---------------------|
|                     | Minimum               | Rata-rata<br>Average | Maksimum<br>Maximum | Minimum                 | Rata-rata<br>Average | Maksimum<br>Maximum |
| (1)                 | (2)                   | (3)                  | (4)                 | (5)                     | (6)                  | (7)                 |
| Januari/January     | ...                   | ...                  | ...                 | ...                     | ...                  | ...                 |
| Februari/February   | ...                   | ...                  | ...                 | ...                     | ...                  | ...                 |
| Maret/March         | ...                   | ...                  | ...                 | ...                     | ...                  | ...                 |
| April/April         | ...                   | ...                  | ...                 | ...                     | ...                  | ...                 |
| Mei/May             | ...                   | ...                  | ...                 | ...                     | ...                  | ...                 |
| Juni/June           | ...                   | ...                  | ...                 | ...                     | ...                  | ...                 |
| Juli/July           | ...                   | ...                  | ...                 | ...                     | ...                  | ...                 |
| Agustus/August      | ...                   | ...                  | ...                 | ...                     | ...                  | ...                 |
| September/September | ...                   | ...                  | ...                 | ...                     | ...                  | ...                 |
| Oktober/October     | ...                   | ...                  | ...                 | ...                     | ...                  | ...                 |
| November/November   | ...                   | ...                  | ...                 | ...                     | ...                  | ...                 |
| Desember/December   | ...                   | ...                  | ...                 | ...                     | ...                  | ...                 |

Lanjutan Tabel/*Continued Table 1.2.1*

| Bulan<br>Month      | Kecepatan Angin (m/det)<br>Wind Velocity (m/sec) |                      |                     | Tekanan Udara/Atmospheric Pressure<br>(mb) |                      |                     |
|---------------------|--|----------------------|---------------------|--|----------------------|---------------------|
|                     | Minimum  | Rata-rata<br>Average | Maksimum<br>Maximum | Minimum                                    | Rata-rata<br>Average | Maksimum<br>Maximum |
| (1)                 | (8)  | (9)                  | (10)                | (11)                                       | (12)                 | (13)                |
| Januari/January     | ...  | ...                  | ...                 | ...  | ...                  | ...                 |
| Februari/February   | ...  | ...                  | ...                 | ...  | ...                  | ...                 |
| Maret/March         | ...  | ...                  | ...                 | ...  | ...                  | ...                 |
| April/April         | ...  | ...                  | ...                 | ...  | ...                  | ...                 |
| Mei/May             | ...  | ...                  | ...                 | ...  | ...                  | ...                 |
| Juni/June           | ...  | ...                  | ...                 | ...  | ...                  | ...                 |
| Juli/July           | ...  | ...                  | ...                 | ...  | ...                  | ...                 |
| Agustus/August      | ...  | ...                  | ...                 | ...  | ...                  | ...                 |
| September/September | ...  | ...                  | ...                 | ...  | ...                  | ...                 |
| Oktober/October     | ...  | ...                  | ...                 | ...  | ...                  | ...                 |
| November/November   | ...  | ...                  | ...                 | ...  | ...                  | ...                 |
| Desember/December   | ...  | ...                  | ...                 | ...  | ...                  | ...                 |

Lanjutan Tabel/*Continued Table 1.2.1*

| <b>Bulan<br/>Month</b> | <b>Jumlah Curah Hujan<br/>Number of Precipitation<br/>(mm)</b> | <b>Jumlah Hari Hujan<br/>(hari)<br/>Number of Rainy Days<br/>(day)</b> | <b>Penyinaran Matahari<br/>Duration of Sunshine<br/>(%)</b> |
|------------------------|--|--|---|
| (1)                    | (14)   | (15)   | (16)  |
| Januari/January        | 357  | 20   | ...   |
| Februari/February      | 283  | 17   | ...   |
| Maret/March            | 360  | 17   | ...   |
| April/April            | 219  | 11   | ...   |
| Mei/May                | 16   | 1  | ...   |
| Juni/June              | -  | -  | ...   |
| Juli/July              | -  | -  | ...   |
| Agustus/August         | -  | -  | ...   |
| September/September    | 2  | 1  | ...   |
| Oktober/October        | -  | -  | ...   |
| November/November      | 16   | 2  | ...   |
| Desember/December      | 207  | 14   | ...   |

Catatan/Note: ... Data tidak tersedia/ *Data not available*

Sumber/Source: Dinas Pertanian Dan Perkebunan Kabupaten Kediri / *Department of Agriculture and Plantation Kediri Regency*

**Tabel**  
**Table** 1.2.2

**Jumlah Curah Hujan di Kabupaten Kediri Menurut Bulan Kalender (mm), 2015 - 2019**  
**Number of Rainfall in Kediri Regency According to Calendar Month, 2015 - 2019**

| <b>Bulan<br/>Month</b>      | <b>2015</b>  | <b>2016</b>  | <b>2017</b>  | <b>2018</b>  | <b>2019</b>  |
|-----------------------------|--------------|--------------|--------------|--------------|--------------|
| (1)                         | (2)          | (3)          | (4)          | (5)          | (6)          |
| Januari/ <i>January</i>     | 226          | 289          | 348          | 419          | 357          |
| Februari/ <i>February</i>   | 292          | 401          | 306          | 356          | 283          |
| Maret/ <i>March</i>         | 357          | 271          | 310          | 230          | 360          |
| April/ <i>April</i>         | 264          | 145          | 268          | 158          | 219          |
| Mei/ <i>May</i>             | 73           | 199          | 81           | 28           | 16           |
| Juni/ <i>June</i>           | -            | 148          | 47           | 6            | -            |
| Juli/ <i>July</i>           | -            | 68           | 22           | -            | -            |
| Agustus/ <i>August</i>      | -            | 68           | -            | -            | -            |
| September/ <i>September</i> | -            | 119          | 15           | 10           | 2            |
| Oktober/ <i>October</i>     | 1            | 192          | 53           | -            | -            |
| Nopember/ <i>November</i>   | 81           | 341          | 268          | 91           | 16           |
| Desember/ <i>December</i>   | 250          | 260          | 286          | 95           | 207          |
| <b>Kabupaten Kediri</b>     | <b>1 544</b> | <b>2 501</b> | <b>2 004</b> | <b>1 393</b> | <b>1 460</b> |

Catatan/Note: ...

Sumber/Source: Dinas Pertanian Dan Perkebunan Kabupaten Kediri / *Department of Agriculture and Plantation Kediri Regency*

**Tabel**  
**Table** 1.2.3**Jumlah Hari Hujan di Kabupaten Kediri Menurut Bulan  
Kalender, 2015 - 2019**  
**Number of Rain Days in Kediri Regency by Calendar Month,  
2015 - 2019**


| <b>Bulan<br/>Month</b>      | <b>2015</b> | <b>2016</b> | <b>2017</b> | <b>2018</b> | <b>2019</b> |
|-----------------------------|-------------|-------------|-------------|-------------|-------------|
| (1)                         | (2)         | (3)         | (4)         | (5)         | (6)         |
| Januari/ <i>January</i>     | 13          | 33          | 19          | 19          | 20          |
| Februari/ <i>February</i>   | 14          | 18          | 16          | 16          | 17          |
| Maret/ <i>March</i>         | 15          | 14          | 21          | 10          | 17          |
| April/ <i>April</i>         | 14          | 8           | 13          | 9           | 11          |
| Mei/ <i>May</i>             | 3           | 7           | 6           | 3           | 1           |
| Juni/ <i>June</i>           | -           | 6           | 4           | 1           | -           |
| Juli/ <i>July</i>           | -           | 5           | 1           | -           | -           |
| Agustus/ <i>August</i>      | -           | 4           | -           | -           | -           |
| September/ <i>September</i> | -           | 7           | 2           | 1           | 1           |
| Oktober/ <i>October</i>     | 1           | 12          | 4           | -           | -           |
| Nopember/ <i>November</i>   | 5           | 19          | 15          | 8           | 2           |
| Desember/ <i>December</i>   | 12          | 15          | 13          | 9           | 14          |
| <b>Kabupaten Kediri</b>     | <b>77</b>   | <b>148</b>  | <b>114</b>  | <b>76</b>   | <b>83</b>   |

Catatan/Note: ...

Sumber/Source: Dinas Pertanian Dan Perkebunan Kabupaten Kediri / *Department of Agriculture and Plantation Kediri Regency*

# Jumlah Pegawai Negeri Sipil Menurut Golongan Kepangkatan di Kabupaten Kediri, 2019

*Number of Civil Servants by Hierarchy in Kediri Regency, 2019*







**PENJELASAN TEKNIS**

1. Pemerintahan adalah suatu sistem yang mengatur segala kegiatan masyarakat dalam suatu daerah/wilayah/negara yang meliputi segala aspek kehidupan berdasarkan norma-norma tertentu.
2. Anggota Dewan Perwakilan Rakyat Daerah (DPRD) dipilih melalui pemilihan umum (pemilu) dan dilantik dalam masa jabatan lima tahun.
3. Susunan pemerintahan Kabupaten Kediri periode 2014–2019 terdiri dari Bupati, Wakil Bupati, lembaga tinggi daerah, kantor kementerian, dinas, dan Lembaga Pemerintahan Non Kementerian (LPNK).
4. Lembaga tinggi daerah terdiri dari Dewan Perwakilan Rakyat Daerah (DPRD), dan Pengadilan Negeri (PN), Dewan Perwakilan Daerah (DPD).
5. Realisasi Penerimaan dan Pengeluaran Pemerintah Provinsi adalah realisasi/perhitungan APBD Provinsi pada tiap tahun anggaran.

**TECHNICAL NOTES**

1. *Government is a system which rules all the people's activities in a certain area including all the aspects of life based on the certain norms.*
2. *Regional House of Representatives (DPRD) members are elected through a general election and appointed for a five-years membership.*
3. *The government structure of the Kediri Municipality period 2014–2019 consists of regent, vice regent, regional supreme agencies, ministries, ministerial level institutions, and non-ministerial institutions.*
4. *Regional supreme agencies consist of the Regional House of Representative, District Supreme Court, and Local Councils.*
5. *Actual revenue and expenditure of Provincial Government is the realization/provincial budget calculations for every fiscal year.*

6. Pendapatan Asli Daerah (PAD) adalah pendapatan yang diperoleh daerah yang dipungut berdasarkan peraturan daerah sesuai dengan peraturan perundang-undangan, guna keperluan daerah yang bersangkutan dalam membiayai kegiatannya.
  7. Dana Perimbangan adalah dana yang bersumber dari pendapatan APBN yang dialokasikan kepada Daerah untuk mendanai kebutuhan daerah dalam rangka pelaksanaan desentralisasi.
  8. Lain-lain Pendapatan yang Sah adalah pendapatan lainnya dari pemerintah pusat dan atau dari instansi pusat, serta dari daerah lainnya.
6. *Original Local Government Revenue is revenue that withheld based on local regulations in accordance with the legislation, for the purposes of financing their activities.*
  7. *Balanced Budget is the fund coming from the state budget that allocated to regions to fund their needs in the context of decentralization.*
  8. *Other Legal Revenue is other income that coming from the central government and or from the central agencies, as well as from other local government.*

**ULASAN****DESCRIPTION****Wilayah Administratif**

1. Secara administratif wilayah Kabupaten Kediri terdiri dari 26 (dua puluh enam) kecamatan, 1 kelurahan dan 343 desa.

**Administrative Area**

1. Administratively, Kediri Regency consists of 26 (twenty six) subdistrict, 1 urban village and 343 villages.

**Dewan Perwakilan Rakyat Daerah**

2. Jumlah wakil rakyat yang duduk pada lembaga legislatif, Dewan Perwakilan Rakyat Daerah (DPRD), adalah sebanyak 50 orang, terdiri atas 39 orang laki-laki dan 11 orang perempuan.

**Regional House of Representative**

2. The number of people's representatives who sit on the legislature, the House of Representatives, are as many as 50 people, consisting of 39 men and 11 women.

3. Dibanding tahun 2018, jumlah Keputusan Pimpinan DPRD Kabupaten Kediri tahun 2019 mengalami penurunan sebesar 29,63 persen.

3. Compared to 2018, the number of Regional House of Representative Leadership Decisions in Kediri in 2019 decreased by 29.63 percent.

**Sumber Daya Manusia**

4. Jumlah pegawai negeri sipil (PNS) di Kabupaten Kediri tahun 2019 adalah sebanyak 9.835 orang dibanding tahun 2018 sebesar 10.063 orang.

**Human Resources**

4. The number of civil servants (PNS) in Kediri Regency in 2019 was 9,835 compared to 2018 of 10,063 people.

5. Komposisi PNS Pemerintah Kabupaten Kediri menurut golongan kepangkatan terdiri atas 38,86 persen golongan IV, 44,38 persen golongan III, 15,10 persen golongan II, dan hanya 1,66 persen golongan I.

5. The composition of civil servants Kediri Regency Government according to class ranks made up 38.86 percent of group IV, 44.38 percent of group III, 15.10 percent of group II, and only 1.66 percent of group I.

6. Berdasarkan tingkat pendidikan yang ditamatkan 64,22 persen PNS berijazah D-IV/S1/S2/S3. Tingkat pendidikan PNS terbanyak kedua adalah SLTA dengan persentase 16,07 persen. Jumlah PNS dengan pendidikan D-I/II/III hanya 9,82 persen. Sementara itu PNS dengan pendidikan SLTP ke bawah dengan persentase 2,42 persen.
  7. Jumlah pegawai negeri sipil (PNS) yang tercatat dalam Wilayah Pembayaran KPPN Kediri tahun 2019 adalah sebanyak 2.351 orang.
  8. Komposisi PNS Dalam Wilayah Pembayaran KPPN Kediri tahun 2019 menurut golongan kepangkatan terdiri atas 10,42 persen golongan IV, 45,94 persen golongan III, 43,13 persen golongan II, dan hanya 0,51 persen golongan I.
6. *Based on the level of education attained 64.22 percent of civil servants numberwere D-IV/S1/S2/S3 educated. The second most common level of education was the senior high school educated with a percentage of 16.07 percent. The number of civil servants with D-I/II/III education were only 9.82 percent. Meanwhile the number of civil servants with junior high school bellow educated with a percentage of 2,42 percent.*
  7. *The number of civil servants registered in the Kediri KPPN Payment Area in 2019 was 2,351 people.*
  8. *The composition of civil servants in the KPPN Kediri Payment Area in 2019 according to class ranks made up 10.42 percent of group IV, 45.94 percent of group III, 43.13 percent of group II, and only 0.51 percent of group I.*

### **Keuangan Pemerintah**

9. Realisasi penerimaan daerah Kabupaten Kediri tahun 2019 meningkat 3,91 persen dari tahun sebelumnya. Penerimaan tersebut berasal dari pendapatan asli daerah (PAD) sebesar 13,61 persen, dana perimbangan sebesar 63,56 persen dan pendapatan lain-lain yang sah sebesar 22,83 persen.

### **Government Finance**

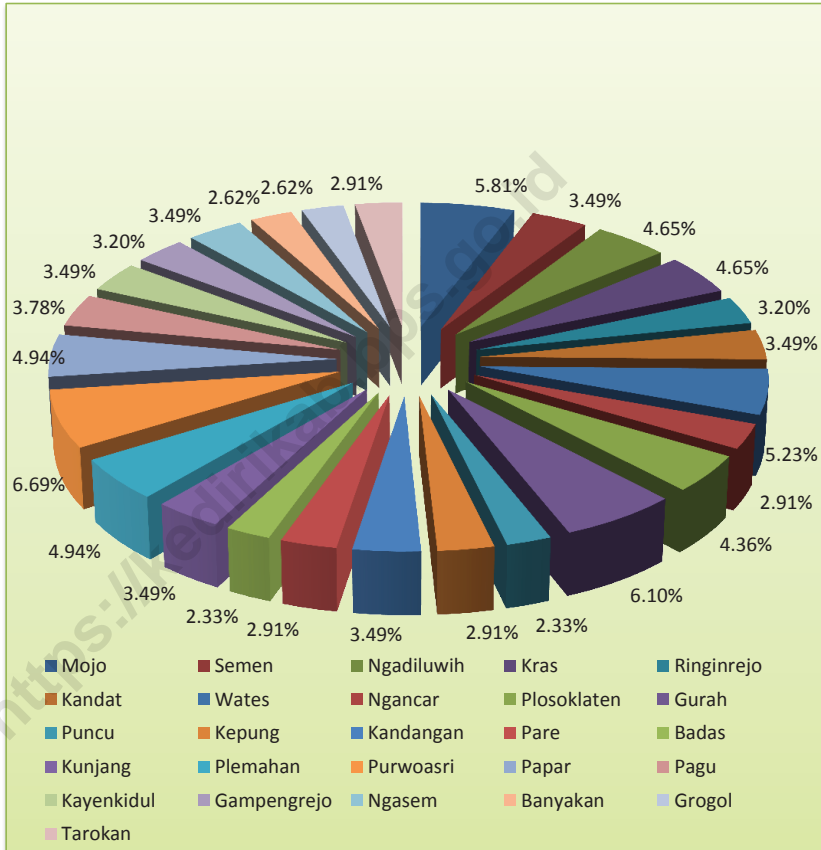
9. *The regional income realization of Kediri Regency in 2019 increased by 3.91 percent from the previous year. The revenues are derived from local revenue (PAD) of 13.61 percent, equalization funds of 63.56 percent and other legitimate income of 22.83 percent.*

10. Realisasi pengeluaran daerah Kabupaten Kediri pada tahun 2019 juga mengalami peningkatan yaitu sebesar 27,69 persen. Komposisi realisasi pengeluaran daerah Kabupaten Kediri didominasi oleh jenis belanja tidak langsung/operasional 53,90 persen dan belanja langsung 46,10 persen.
10. *Otherwise, The realization of regional expenditures in Kediri Regency in 2019 also experienced an increase of 27.69 percent. The composition of regional expenditure realization in Kediri Regency is dominated by 53.90 percent of indirect / operational expenditure and 46.10 percent of direct expenditure.*

<https://kedirikab.bps.go.id>

**Gambar** 2.1  
**Figures**

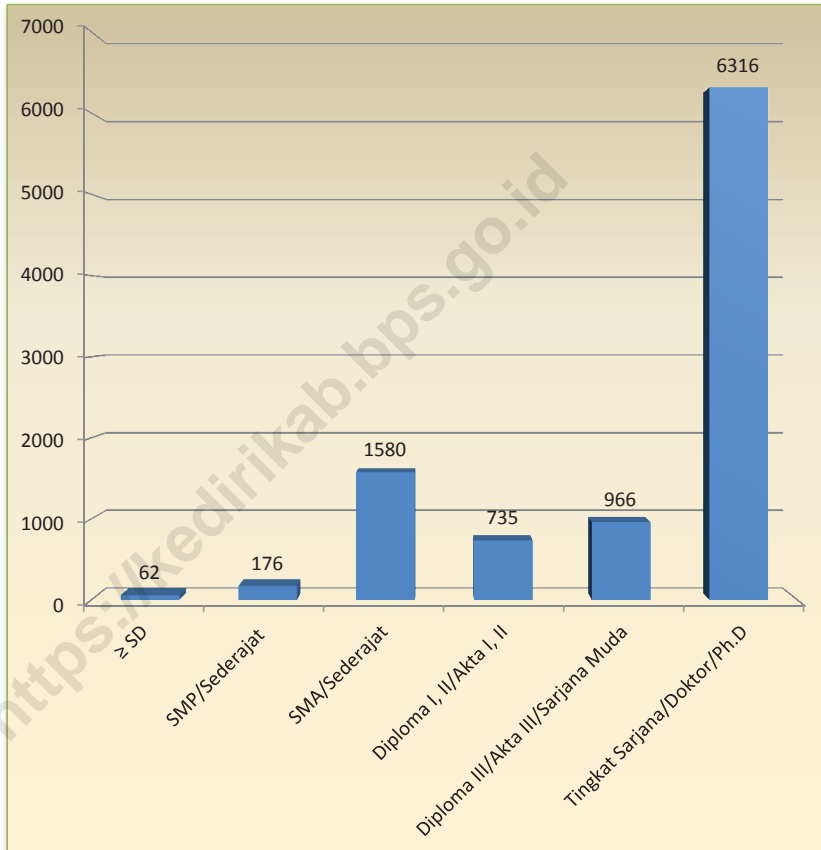
**Jumlah Desa/Kelurahan di Kabupaten Kediri menurut Kecamatan (%), 2019**  
**Number of Village/Urban Village in Kediri Regency by Subdistrict (%), 2019**



Sumber/Source : Berdasarkan Peraturan Menteri Dalam Negeri No. 66 Tahun 2011 tanggal 28 Desember 2011  
Based on Minister Of Home Affairs Regulation No 66/2011, December 28, 2011

**Gambar** 2.2  
**Figures**

**Jumlah Pegawai Negeri Sipil Kabupaten Kediri Menurut Tingkat Pendidikan, 2019**  
**Number of Civil Servants in Kediri Regency by Educational Level, 2019**



Sumber/Source : Badan Kepegawaian Daerah Kabupaten Kediri/ Regional Personnel Board of Kediri Regency

## 2.1 WILAYAH ADMINISTRATIF ADMINISTRATIVE AREA

**Tabel** 2.1.1 Jumlah Desa<sup>1</sup>/Kelurahan di Kabupaten Kediri Menurut Kecamatan 2015–2019  
**Table** 2.1.1 Number of Villages<sup>1</sup>/Kelurahan in Kediri Regency by Subdistrict, 2015–2019

| Kecamatan<br>Subdistrict | 2015       | 2016       | 2017       | 2018       | 2019       |
|--------------------------|------------|------------|------------|------------|------------|
| (1)                      | (2)        | (3)        | (4)        | (5)        | (6)        |
| [010] Mojo               | 20         | 20         | 20         | 20         | 20         |
| [020] Semen              | 12         | 12         | 12         | 12         | 12         |
| [030] Ngadiluwih         | 16         | 16         | 16         | 16         | 16         |
| [040] Kras               | 16         | 16         | 16         | 16         | 16         |
| [050] Ringinrejo         | 11         | 11         | 11         | 11         | 11         |
| [060] Kandat             | 12         | 12         | 12         | 12         | 12         |
| [070] Wates              | 18         | 18         | 18         | 18         | 18         |
| [080] Ngancar            | 10         | 10         | 10         | 10         | 10         |
| [090] Plosoklaten        | 15         | 15         | 15         | 15         | 15         |
| [100] Gurah              | 21         | 21         | 21         | 21         | 21         |
| [110] Puncu              | 8          | 8          | 8          | 8          | 8          |
| [120] Kepung             | 10         | 10         | 10         | 10         | 10         |
| [130] Kandangan          | 12         | 12         | 12         | 12         | 12         |
| [140] Pare               | 10         | 10         | 10         | 10         | 10         |
| [141] Badas              | 8          | 8          | 8          | 8          | 8          |
| [150] Kunjang            | 12         | 12         | 12         | 12         | 12         |
| [160] Plemahan           | 17         | 17         | 17         | 17         | 17         |
| [170] Purwoasri          | 23         | 23         | 23         | 23         | 23         |
| [180] Papar              | 17         | 17         | 17         | 17         | 17         |
| [190] Pagu               | 13         | 13         | 13         | 13         | 13         |
| [191] Kayenkidul         | 12         | 12         | 12         | 12         | 12         |
| [200] Gampengrejo        | 11         | 11         | 11         | 11         | 11         |
| [201] Ngasem             | 12         | 12         | 12         | 12         | 12         |
| [210] Banyakan           | 9          | 9          | 9          | 9          | 9          |
| [220] Grogol             | 9          | 9          | 9          | 9          | 9          |
| [230] Tarokan            | 10         | 10         | 10         | 10         | 10         |
| <b>Kabupaten Kediri</b>  | <b>344</b> | <b>344</b> | <b>344</b> | <b>344</b> | <b>344</b> |

Catatan/Note: <sup>1</sup>Termasuk Unit Permukiman Transmigrasi (UPT)/Include Transmigration Settlement Unit

Sumber/Source: Peraturan Kepala Badan Pusat Statistik Nomor 29 Tahun 2018 Tanggal 15 Januari 2018 tentang Perubahan Atas Peraturan Kepala Badan Pusat Statistik Nomor 55 Tahun 2017 tentang Kode dan Nama Wilayah Kerja Statistik Tahun 2017

Chief Statistician Regulation Number 29/2018, January 15 2018, as a revision of Chief Statistician Regulation Number 55 of 2017 on Code and Name of Regional Level of Data Collection



**Tabel**  
**Table** 2.1.2

**Jumlah Rukun Warga dan Rukun Tetangga di Kabupaten Kediri Menurut Kecamatan 2018–2019**  
**Number of Hamlet and Neighbourhood in Kediri Regency by Subdistrict, 2018–2019**

| Kecamatan<br>Subdistrict | Rukun Warga (RW)<br>Hamlet |              | Rukun Tetangga (RT)<br>Neighbourhood |              |
|--------------------------|----------------------------|--------------|--------------------------------------|--------------|
|                          | 2018                       | 2019         | 2018                                 | 2019         |
| (1)                      | (2)                        | (3)          | (4)                                  | (5)          |
| [010] Mojo               | 148                        | 145          | 442                                  | 440          |
| [020] Semen              | 84                         | 80           | 243                                  | 243          |
| [030] Ngadiluwih         | 126                        | 126          | 369                                  | 368          |
| [040] Kras               | 105                        | 100          | 375                                  | 376          |
| [050] Ringinrejo         | 90                         | 93           | 325                                  | 325          |
| [060] Kandat             | 126                        | 125          | 367                                  | 368          |
| [070] Wates              | 159                        | 155          | 688                                  | 689          |
| [080] Ngancar            | 77                         | 70           | 306                                  | 300          |
| [090] Plosoklaten        | 106                        | 105          | 432                                  | 435          |
| [100] Gurah              | 127                        | 125          | 480                                  | 480          |
| [110] Puncu              | 79                         | 76           | 316                                  | 316          |
| [120] Kepung             | 84                         | 80           | 346                                  | 346          |
| [130] Kandangan          | 133                        | 130          | 319                                  | 319          |
| [140] Pare               | 159                        | 158          | 485                                  | 485          |
| [141] Badas              | 151                        | 150          | 382                                  | 382          |
| [150] Kunjang            | 104                        | 100          | 294                                  | 295          |
| [160] Plemahan           | 116                        | 147          | 415                                  | 414          |
| [170] Purwoasri          | 147                        | 145          | 426                                  | 425          |
| [180] Papar              | 83                         | 84           | 321                                  | 321          |
| [190] Pagu               | 79                         | 80           | 252                                  | 252          |
| [191] Kayenkidul         | 108                        | 109          | 323                                  | 323          |
| [200] Gampengrejo        | 47                         | 48           | 193                                  | 193          |
| [201] Ngasem             | 80                         | 82           | 396                                  | 396          |
| [210] Banyakan           | 112                        | 113          | 324                                  | 324          |
| [220] Grogol             | 92                         | 93           | 260                                  | 260          |
| [230] Tarokan            | 68                         | 69           | 296                                  | 296          |
| <b>Kabupaten Kediri</b>  | <b>2 790</b>               | <b>2 788</b> | <b>9 375</b>                         | <b>9 371</b> |

Catatan/Note: ---

Sumber/Source: Dinas Pemberdayaan Masyarakat Dan Pemerintahan Desa Kabupaten Kediri / *Department of Community Empowerment and Village Government Kediri Regency*

**Tabel**  
**Table** 2.1.3

**Jumlah Perangkat Desa di Kabupaten Kediri Menurut  
Kecamatan, 2018–2019**  
*Number of Village Officials in Kediri Regency by Subdistrict,  
2018–2019*

| Kecamatan<br>Subdistrict | Kepala Desa/ Kelurahan<br>Head of Village/ Urban<br>Village |            | Sekretaris Desa/<br>Kelurahan<br>Secretary of Village/<br>Urban Village |            | Kepala Urusan<br>Head of business |              |
|--------------------------|---|------------|---|------------|-----------------------------------|--------------|
|                          | 2018  | 2019       | 2018  | 2019       | 2018                              | 2019         |
| (1)                      | (2)   | (3)        | (4)   | (5)        | (6)                               | (7)          |
| [010] Mojo               | 19  | 20         | 13  | 10         | 88                                | 80           |
| [020] Semen              | 12  | 12         | 8   | 9          | 43                                | 47           |
| [030] Ngadiluwih         | 14  | 16         | 8   | 10         | 72                                | 49           |
| [040] Kras               | 16  | 16         | 11  | 8          | 73                                | 74           |
| [050] Ringinrejo         | 11  | 11         | 5   | 7          | 53                                | 56           |
| [060] Kandat             | 12  | 12         | 2   | 8          | 48                                | 40           |
| [070] Wates              | 17  | 18         | 8   | 5          | 83                                | 80           |
| [080] Ngancar            | 9   | 10         | 6   | 8          | 45                                | 50           |
| [090] Plosoklaten        | 14  | 15         | 9   | 4          | 61                                | 62           |
| [100] Gurah              | 20  | 21         | 11  | 10         | 79                                | 80           |
| [110] Puncu              | 7   | 8          | 7   | 8          | 32                                | 30           |
| [120] Kepung             | 9   | 10         | 8   | 9          | 46                                | 50           |
| [130] Kandangan          | 11  | 12         | 7   | 8          | 53                                | 40           |
| [140] Pare               | 9   | 9          | 5   | 7          | 38                                | 39           |
| [141] Badas              | 6   | 8          | 5   | 10         | 39                                | 45           |
| [150] Kunjang            | 10  | 12         | 6   | 8          | 68                                | 46           |
| [160] Plemahan           | 14  | 17         | 10  | 10         | 79                                | 80           |
| [170] Purwoasri          | 20  | 23         | 15  | 13         | 99                                | 90           |
| [180] Papar              | 15  | 17         | 9   | 7          | 80                                | 87           |
| [190] Pagu               | 10  | 13         | 8   | 9          | 61                                | 87           |
| [191] Kayenkidul         | 10  | 12         | 6   | 5          | 58                                | 60           |
| [200] Gampengrejo        | 10  | 11         | 3   | 2          | 47                                | 50           |
| [201] Ngasem             | 12  | 12         | 1   | 1          | 57                                | 60           |
| [210] Banyakan           | 9   | 9          | 8   | 5          | 45                                | 50           |
| [220] Grogol             | 9   | 9          | 7   | 7          | 43                                | 43           |
| [230] Tarokan            | 9   | 10         | 7   | 9          | 51                                | 55           |
| <b>Kabupaten Kediri</b>  | <b>314</b>  | <b>343</b> | <b>193</b>  | <b>197</b> | <b>1 541</b>                      | <b>1 530</b> |

Lanjutan Tabel/Continued Table 2.13

| Kecamatan<br>Subdistrict | Kepala Dusun<br>Village chief |            | Pelaksana Teknis<br>Technical Executives |            | Jumlah<br>Total |              |
|--------------------------|-------------------------------|------------|--|------------|-----------------|--------------|
|                          | 2018                          | 2019       | 2018                                     | 2019       | 2018            | 2019         |
| (1)                      | (8)                           | (9)        | (10)                                     | (11)       | (12)            | (13)         |
| [010] Mojo               | 19                            | 20         | 13                                       | 10         | 88              | 80           |
| [020] Semen              | 12                            | 12         | 8  | 9          | 43              | 47           |
| [030] Ngadiluwih         | 14                            | 16         | 8  | 10         | 72              | 49           |
| [040] Kras               | 16                            | 16         | 11                                       | 8          | 73              | 74           |
| [050] Ringinrejo         | 11                            | 11         | 5  | 7          | 53              | 56           |
| [060] Kandat             | 12                            | 12         | 2  | 8          | 48              | 40           |
| [070] Wates              | 17                            | 18         | 8  | 5          | 83              | 80           |
| [080] Ngancar            | 9                             | 10         | 6  | 8          | 45              | 50           |
| [090] Plosoklaten        | 14                            | 15         | 9  | 4          | 61              | 62           |
| [100] Gurah              | 20                            | 21         | 11                                       | 10         | 79              | 80           |
| [110] Puncu              | 7                             | 8          | 7  | 8          | 32              | 30           |
| [120] Kepung             | 9                             | 10         | 8  | 9          | 46              | 50           |
| [130] Kandangan          | 11                            | 12         | 7  | 8          | 53              | 40           |
| [140] Pare               | 9                             | 9          | 5  | 7          | 38              | 39           |
| [141] Badas              | 6                             | 8          | 5  | 10         | 39              | 45           |
| [150] Kunjang            | 10                            | 12         | 6  | 8          | 68              | 46           |
| [160] Plemahan           | 14                            | 17         | 10                                       | 10         | 79              | 80           |
| [170] Purwoasri          | 20                            | 23         | 15                                       | 13         | 99              | 90           |
| [180] Papar              | 15                            | 17         | 9  | 7          | 80              | 87           |
| [190] Pagu               | 10                            | 13         | 8  | 9          | 61              | 87           |
| [191] Kayenkidul         | 10                            | 12         | 6  | 5          | 58              | 60           |
| [200] Gampengrejo        | 10                            | 11         | 3  | 2          | 47              | 50           |
| [201] Ngasem             | 12                            | 12         | 1  | 1          | 57              | 60           |
| [210] Banyakan           | 9                             | 9          | 8  | 5          | 45              | 50           |
| [220] Grogol             | 9                             | 9          | 7  | 7          | 43              | 43           |
| [230] Tarokan            | 9                             | 10         | 7  | 9          | 51              | 55           |
| <b>Kabupaten Kediri</b>  | <b>314</b>                    | <b>343</b> | <b>193</b>                               | <b>197</b> | <b>1 541</b>    | <b>1 530</b> |

Catatan/Note: ---

Sumber/Source: Dinas Pemberdayaan Masyarakat Dan Pemerintahan Desa Kabupaten Kediri/ Department of Community Empowerment and Village Government Kediri Regency

## 2.2 DEWAN PERWAKILAN RAKYAT DAERAH REGIONAL HOUSE OF REPRESENTATIVE

**Tabel 2.2.1** Jumlah Anggota Dewan Perwakilan Rakyat Daerah Menurut Partai Politik dan Jenis Kelamin di Kabupaten Kediri, 2019  
*Number of Regional House of Representatives's Members by Political Parties and Sex in Kediri Regency 2019*

| Fraksi Politik<br><i>Political Faction</i> | Laki-laki<br><i>Male</i> | Perempuan<br><i>Female</i> | Jumlah<br><i>Total</i> |
|--|--------------------------|----------------------------|------------------------|
| (1)  | (2)                      | (3)                        | (4)                    |
| Fraksi PDI-P                               | 8                        | 8                          | 16                     |
| Fraksi PKB                                 | 8                        | 1                          | 9                      |
| Fraksi GOLKAR                              | 4                        | 1                          | 5                      |
| Fraksi PAN                                 | 5                        | -                          | 5                      |
| Fraksi GERINDA                             | 5                        | -                          | 5                      |
| Fraksi NASDEM                              | 4                        | 1                          | 5                      |
| Fraksi DEMOKRAT PERSATUAN<br>PEMBANGUNAN   | 5                        | -                          | 5                      |
| <b>Kabupaten Kediri</b>                    | <b>39</b>                | <b>11</b>                  | <b>50</b>              |

Catatan/Note: ...

Sumber/Source: Sekretariat DPRD Kabupaten Kediri/ *Secretariat of Kediri Regency DPRD*

**Tabel**  
**Table** 2.2.2

**Hasil-hasil yang dicapai DPRD Kabupaten Kediri, 2012-2019**  
*The results achieved DPRD Kediri Regency, 2012-2019*

| Tahun<br>Years | Peraturan Daerah<br>Local Regulations | Surat Keputusan<br>Decision Letter | Keputusan<br>Pimpinan DPRD<br>Decision of the DPRD<br>Leadership |
|----------------|---------------------------------------|------------------------------------|--|
| (1)            | (2)                                   | (3)                                | (4)  |
| 2012           | 16                                    | 39                                 | 28   |
| 2013           | 9                                     | 19                                 | 21   |
| 2014           | 8                                     | 27                                 | 27   |
| 2015           | 14                                    | 23                                 | 24   |
| 2016           | 11                                    | 39                                 | 24   |
| 2017           | 11                                    | 28                                 | 25   |
| 2018           | 11                                    | 25                                 | 27   |
| 2019           | 2                                     | 25                                 | 19   |

Catatan/Note: ...

Sumber/Source: Sekretariat DPRD Kabupaten Kediri/ *Secretariat of Kediri Regency DPRD*

**Tabel**  
**Table** 2.2.3

**Frekuensi Kegiatan Dewan Perwakilan Rakyat Daerah  
Kabupaten Kediri, 2015-2019**  
*Frequency of Kediri Regency Representative Council's  
Activities, 2015-2019*

| Uraian<br>Description |   | 2015 | 2016 | 2017 | 2018 | 2019 |
|-----------------------|---|------|------|------|------|------|
| (1)                   |   | (2)  | (3)  | (4)  | (5)  | (6)  |
| <b>1.</b>             | <b>RAPAT-RAPAT/ Meetings</b>  |      |      |      |      |      |
| 1.                    | Rapat Paripurna/ <i>Plenary Session</i>                                     | 22   | 27   | 20   | 23   | 11   |
| 2.                    | Rapat Paripurna Istimewa/ <i>Special Plenary Session</i>                    | 1    | 2    | 2    | 1    | -    |
| 3.                    | Rapat Paripurna Khusus/ <i>Special Plenary Session</i>                      | -    | -    | -    | -    | -    |
| 4.                    | Rapat Pimpinan/ <i>Leadership Meeting</i>                                   | 11   | 6    | 5    | 4    | 7    |
| 5.                    | Rapat Badan Musyawarah/ <i>Meeting of the Deliberation Committee</i>        | 17   | 17   | 19   | 18   | 3    |
| 6.                    | Rapat Badan Anggaran/ <i>Meetings of the Budget Committee</i>               | 41   | -    | -    | 20   | 10   |
| 7.                    | Rapat Panitia Khusus/ <i>Special Committee Meetings</i>                     | 36   | 13   | 6    | 25   | 11   |
| 8.                    | Rapat Komisi-komisi/ <i>Commission Meetings</i>                             |      |      |      |      |      |
|                       | a. Komisi/ <i>Commission A</i>  | 34   | 41   | 45   | 48   | 15   |
|                       | b. Komisi/ <i>Commission B</i>  | 36   | 49   | 45   | 38   | 8    |
|                       | c. Komisi/ <i>Commission C</i>  | 32   | 33   | 20   | 44   | 17   |
|                       | d. Komisi/ <i>Commission D</i>  | 36   | 45   | 43   | 45   | 7    |
| 9.                    | Rapat Gabungan Komisi/ <i>Joint Commission Meeting</i>                      | -    | -    | -    | -    | -    |
| 10.                   | Rapat Baleg/ <i>Legislative meeting</i>                                     | 15   | 10   | 14   | 10   | 8    |
| 11.                   | Rapat Fraksi-fraksi/ <i>Fractions Meeting</i>                               |      |      |      | -    | -    |
|                       | a. Fraksi PDI-P   | 6    | 5    | 5    | 5    | 4    |
|                       | b. Fraksi PKB   | 6    | 5    | 5    | 5    | 4    |
|                       | c. Fraksi PAN   | 6    | 5    | 5    | 5    | 4    |
|                       | d. Fraksi GERINDRA  | 6    | 5    | 5    | 5    | 4    |
|                       | e. Fraksi NASDEM  | 6    | 5    | 5    | 5    | 4    |
|                       | f. Fraksi GOLKAR  | 6    | 5    | 5    | 5    | 4    |
|                       | g. Fraksi DEMOKRAT PERSATUAN PEMBANGUNAN                                    | 6    | 5    | 5    | 5    | 4    |
| <b>2.</b>             | <b>RAPAT KERJA/ Work Meeting</b>  |      |      |      |      |      |
| 1.                    | Rapat Kerja Badan Anggaran/ <i>Working Meeting of Budget Agency</i>         | -    | -    | -    | -    | -    |
| 2.                    | Rapat Kerja Panitia Khusus/ <i>Working Meeting of the Special Committee</i> | 11   | -    | -    | -    | -    |

Lanjutan Tabel/Continued Table 2.2.3

| Uraian<br>Description |  | 2015 | 2016 | 2017 | 2018 | 2019 |
|-----------------------|--|------|------|------|------|------|
| (1)                   |  | (2)  | (3)  | (4)  | (5)  | (6)  |
| 3.                    | Rapat Kerja Komisi-komisi/ <i>Working Meetings of Commissions</i>              |      |      |      |      |      |
|                       | a. Komisi/ <i>Commission A</i>   | -    | -    | -    | -    | 15   |
|                       | b. Komisi/ <i>Commission B</i>   | -    | -    | -    | -    | 8    |
|                       | c. Komisi/ <i>Commission C</i>   | -    | -    | -    | -    | 17   |
|                       | d. Komisi/ <i>Commission D</i>   | -    | -    | -    | -    | 7    |
| 4.                    | Rapat Kerja Gabungan Komisi/ <i>Joint Commission Work Meeting</i>              | -    | -    | -    | -    | -    |
| 5.                    | Rapat Kerja Baleg/ <i>Working Meeting of the Legislative</i>                   | 2    | -    | -    | -    | -    |
| 6.                    | Rapat DPRD dengan Bupati/ <i>Council meeting with the Regent</i>               | -    | -    | -    | -    | -    |
| <b>3.</b>             | <b>RAPAT DENGAR PENDAPAT/ <i>Hearing of Opinion</i></b>                        |      |      |      |      |      |
| 1.                    | Panitia Anggaran/ <i>Budget Committee</i>                                      | 41   | 44   | 48   | 40   | -    |
| 2.                    | Panitia Khusus/ <i>Special Committee</i>                                       | 25   | 41   | -    | 25   | 12   |
| 3.                    | Komisi-komisi/ <i>Commissions</i>  |      |      |      |      | -    |
|                       | a. Komisi/ <i>Commission A</i>   | 6    | 8    | 15   | 7    | -    |
|                       | b. Komisi/ <i>Commission B</i>   | 12   | 5    | 11   | 4    | -    |
|                       | c. Komisi/ <i>Commission C</i>   | 12   | 2    | 7    | -    | 1    |
|                       | d. Komisi/ <i>Commission D</i>   | 15   | 3    | 5    | 2    | 1    |
| 4.                    | Rapat Gabungan Komisi/ <i>Joint Commission Meeting</i>                         | -    | -    | -    | -    | -    |
| 5.                    | Rapat Baleg/ <i>Legislative Body Meetings (Bapemperda)</i>                     | 13   | 10   | -    | 12   | 8    |
| <b>4.</b>             | <b>KUNJUNGAN KERJA/PENINJAUAN LAPANGAN/ <i>Work Visit/ Review of Field</i></b> |      |      |      |      |      |
| a.                    | Dalam Wilayah Kabupaten Kediri/ <i>In Kediri Regency</i>                       |      |      |      |      |      |
|                       | 1. Badan Anggaran/ <i>Budget Agency</i>  | -    | -    | -    | -    | -    |
|                       | 2. Panitia Khusus/ <i>Special Committee</i>                                    | 2    | 2    | -    | -    | -    |
|                       | 3. Komisi-komisi/ <i>Commissions</i>   |      |      |      |      |      |
|                       | a. Komisi/ <i>Commission A</i>   | 151  | 100  | 102  | 108  | 15   |
|                       | b. Komisi/ <i>Commission B</i>   | 141  | 96   | 109  | 108  | 13   |
|                       | c. Komisi/ <i>Commission C</i>   | 138  | 47   | 109  | 108  | 16   |

Lanjutan Tabel/*Continued Table 2.2.3*

| <b>Uraian<br/>Description</b>                                      | <b>2015</b> | <b>2016</b> | <b>2017</b> | <b>2018</b> | <b>2019</b> |
|--|-------------|-------------|-------------|-------------|-------------|
| (1)  | (2)         | (3)         | (4)         | (5)         | (6)         |
| d. Komisi/ <i>Commission D</i>                                     | 130         | 101         | 102         | 106         | 18          |
| 4. Gabungan Komisi/ <i>Joint Commissions</i>                       | -           | -           | -           | -           | -           |
| b. Di Luar Wilayah Kabupaten Kediri/ <i>Outside Kediri Regency</i> |             |             |             |             |             |
| 1. Badan Anggaran/ <i>Budget Agency</i>                            | 6           | 8           | 5           | 3           | -           |
| 2. Panitia Khusus/ <i>Special Committee</i>                        | 6           | 13          | 8           | 6           | 4           |
| 3. Komisi-komisi/ <i>Commissions</i>                               |             |             |             |             |             |
| a. Komisi/ <i>Commission A</i>                                     | 32          | 40          | 36          | 36          | 8           |
| b. Komisi/ <i>Commission B</i>                                     | 33          | 40          | 35          | 36          | 8           |
| c. Komisi/ <i>Commission C</i>                                     | 32          | 39          | 35          | 36          | 8           |
| d. Komisi/ <i>Commission D</i>                                     | 33          | 37          | 36          | 36          | 9           |
| 4. Gabungan Komisi/ <i>Joint Commissions</i>                       | -           | -           | -           | -           | -           |
| 5. D P R D   | -           | -           | -           | -           | -           |
| 6. Badan Legislasi/ <i>Legislative</i>                             | 5           | 4           | 5           | 5           | 2           |

Catatan/Note: ...

Sumber/Source: Sekretariat DPRD Kabupaten Kediri/ *Secretariat of Kediri Regency DPRD*



## 2.3 SUMBER DAYA MANUSIA HUMAN RESOURCES

**Tabel 2.3.1** Jumlah Pegawai Negeri Sipil Kabupaten Kediri Menurut Jabatan dan Jenis Kelamin, Desember 2018 dan Desember 2019  
*Number of Civil Servants in Kediri Regency by Occupation and Sex, Desember 2018 dan Desember 2019*

| Jabatan<br><i>Occupation</i>                      | Laki-laki<br><i>Male</i> | 2018                       |                        |
|---|--------------------------|----------------------------|------------------------|
|   |                          | Perempuan<br><i>Female</i> | Jumlah<br><i>Total</i> |
| (1)   | (2)                      | (3)                        | (4)                    |
| Fungsional Tertentu<br><i>Specific Functional</i> | 2 635                    | 4 485                      | 7 120                  |
| Fungsional Umum<br><i>Staf General Functional</i> | 1 425                    | 800                        | 2 225                  |
| Struktural/ <i>Structural</i>                     | 478                      | 240                        | 718                    |
| Eselon V/5th Echelon                              | 4                        | 6                          | 10                     |
| Eselon IV/4th Echelon                             | 332                      | 202                        | 834                    |
| Eselon III/3rd Echelon                            | 125                      | 30                         | 155                    |
| Eselon II/2nd Echelon                             | 17                       | 2                          | 19                     |
| Eselon I/1st Echelon                              | –                        | –                          | –                      |
| <b>Kabupaten Kediri</b>                           | <b>4 538</b>             | <b>5 525</b>               | <b>10 063</b>          |

Lanjutan Tabel/*Continued Table 2.3.1*

| Jabatan<br><i>Occupation</i>                      | 2019                     |                            | Jumlah<br><i>Total</i> |
|---|--------------------------|----------------------------|------------------------|
|   | Laki-laki<br><i>Male</i> | Perempuan<br><i>Female</i> |                        |
| (1)   | (5)                      | (6)                        | (7)                    |
| Fungsional Tertentu<br><i>Specific Functional</i> | 2 421                    | 4 285                      | 6 706                  |
| Fungsional Umum<br><i>Staf General Functional</i> | 1 352                    | 1 081                      | 2 433                  |
| Struktural/ <i>Structural</i>                     | 457                      | 239                        | 696                    |
| Eselon V/5th Echelon                              | 4                        | 3                          | 7                      |
| Eselon IV/4th Echelon                             | 315                      | 203                        | 518                    |
| Eselon III/3rd Echelon                            | 120                      | 31                         | 151                    |
| Eselon II/2nd Echelon                             | 18                       | 2                          | 20                     |
| Eselon I/1st Echelon                              | –                        | –                          | –                      |
| <b>Kabupaten Kediri</b>                           | <b>4 230</b>             | <b>5 605</b>               | <b>9 835</b>           |

Catatan/Note: ...

Sumber/Source: Badan Kepegawaian Daerah Kabupaten Kediri/ *Regional Personnel Board of Kediri Regency*

**Tabel**  
**Table** 2.3.2

**Jumlah Pegawai Negeri Sipil Kabupaten Kediri Menurut Tingkat Pendidikan dan Jenis Kelamin Desember 2018 dan Desember 2019**  
**Number of Civil Servants in Kediri Regency by Educational Level and Sex December 2018 and December 2019**

| Tingkat Pendidikan<br><i>Educational Level</i>                            | 2018                     |                            | Jumlah<br><i>Total</i> |
|---|--------------------------|----------------------------|------------------------|
|   | Laki-laki<br><i>Male</i> | Perempuan<br><i>Female</i> |                        |
| (1)   | (2)                      | (3)                        | (4)                    |
| Sampai dengan SD<br><i>Up to Primary School</i>                           | 121                      | 1                          | 122                    |
| SMP/Sederajat<br><i>General Vocational Junior High School</i>             | 153                      | 16                         | 169                    |
| SMA/Sederajat<br><i>General/Vocational Senior High School</i>             | 993                      | 777                        | 1 770                  |
| Diploma I, II/Akta I, II<br><i>Diploma I, II/Akta I, II</i>               | 262                      | 607                        | 869                    |
| Diploma III/Akta III/Sarjana Muda<br><i>Diploma III/Akta III/Bachelor</i> | 234                      | 698                        | 932                    |
| Tingkat Sarjana/Doktor/Ph.D<br><i>University Graduates</i>                | 2 775                    | 3 426                      | 6 201                  |
| <b>Kabupaten Kediri</b>   | <b>4 538</b>             | <b>5 525</b>               | <b>10 063</b>          |

Lanjutan Tabel/Continued Table 2.3.2

| Tingkat Pendidikan<br><i>Educational Level</i>                            | 2019                     |                            | Jumlah<br><i>Total</i> |
|---|--------------------------|----------------------------|------------------------|
|   | Laki-laki<br><i>Male</i> | Perempuan<br><i>Female</i> |                        |
| (1)   | (2)                      | (3)                        | (4)                    |
| Sampai dengan SD<br><i>Up to Primary School</i>                           | 61                       | 1                          | 62                     |
| SMP/Sederajat<br><i>General Vocational Junior High School</i>             | 162                      | 14                         | 176                    |
| SMA/Sederajat<br><i>General/Vocational Senior High School</i>             | 882                      | 698                        | 1 580                  |
| Diploma I, II/Akta I, II<br><i>Diploma I, II/Akta I, II</i>               | 221                      | 514                        | 735                    |
| Diploma III/Akta III/Sarjana Muda<br><i>Diploma III/Akta III/Bachelor</i> | 217                      | 749                        | 966                    |
| Tingkat Sarjana/Doktor/Ph.D<br><i>University Graduates</i>                | 2 687                    | 3 629                      | 6 316                  |
| <b>Kabupaten Kediri</b>   | <b>4 230</b>             | <b>5 605</b>               | <b>9 835</b>           |

Catatan/Note: ...

Sumber/Source: Badan Kepegawaian Daerah Kabupaten Kediri/ *Regional Personnel Board of Kediri Regency*

**Tabel**  
**Table** 2.3.3

**Jumlah Pegawai Negeri Sipil Kabupaten Kediri Menurut Tingkat Kepangkatan dan Jenis Kelamin, Desember 2018 dan Desember 2019**  
*Number of Civil Servants in Kediri Regency by Hierarchy and Sex, December 2018 and December 2019*

| Pangkat/Golongan/Ruang<br><i>Hierarchy</i> | 2018                     |                            | Jumlah<br><i>Total</i> |
|--|--------------------------|----------------------------|------------------------|
|  | Laki-laki<br><i>Male</i> | Perempuan<br><i>Female</i> |                        |
| (1)  | (2)                      | (3)                        | (4)                    |
| 1. I/A (Juru Muda)                         | -                        | -                          | -                      |
| 2. I/B (Juru Muda Tingkat I)               | 13                       | -                          | 13                     |
| 3. I/C (Juru)                              | 102                      | 5                          | 107                    |
| 4. I/D (Juru Tingkat I)                    | 54                       | 1                          | 55                     |
| <b>Golongan I/Range I</b>                  | 169                      | 6                          | 175                    |
| 5. II/A (Pengatur Muda)                    | 63                       | 6                          | 69                     |
| 6. II/B (Pengatur Muda Tingkat I)          | 104                      | 97                         | 201                    |
| 7. II/C (Pengatur)                         | 389                      | 178                        | 567                    |
| 8. II/D (Pengatur Tingkat I)               | 218                      | 483                        | 701                    |
| <b>Golongan II/Range II</b>                | 774                      | 764                        | 1 538                  |
| 9. III/A (Penata Muda)                     | 265                      | 623                        | 888                    |
| 10. III/B (Penata Muda Tingkat I)          | 457                      | 493                        | 950                    |
| 11. III/C (Penata)                         | 390                      | 552                        | 942                    |
| 12. III/D (Penata Tingkat I)               | 609                      | 730                        | 1 339                  |
| <b>Golongan III/Range III</b>              | 1 721                    | 2 398                      | 4 119                  |
| 13. IV/A (Pembina)                         | 894                      | 887                        | 1 781                  |
| 14. IV/B (Pembina Tingkat I)               | 895                      | 1 409                      | 2 304                  |
| 15. IV/C (Pembina Utama Muda)              | 84                       | 61                         | 145                    |
| 16. IV/D (Pembina Utama Madya)             | 1                        | -                          | 1                      |
| 17. IV/E (Pembina Utama)                   | -                        | -                          | -                      |
| <b>Golongan IV/Range IV</b>                | 1 874                    | 2 357                      | 4 231                  |
| <b>Kabupaten Kediri</b>                    | <b>4 538</b>             | <b>5 525</b>               | <b>10 063</b>          |

Lanjutan Tabel/Continued Table 2.3.3

| Pangkat/Golongan/Ruang<br>Hierarchy | 2019              |                     | Jumlah<br>Total |
|-------------------------------------|-------------------|---------------------|-----------------|
|                                     | Laki-laki<br>Male | Perempuan<br>Female |                 |
| (1)                                 | (5)               | (6)                 | (7)             |
| 1. I/A (Juru Muda)                  | -                 | -                   | -               |
| 2. I/B (Juru Muda Tingkat I)        | 11                | -                   | 11              |
| 3. I/C (Juru)                       | 34                | 4                   | 38              |
| 4. I/D (Juru Tingkat I)             | 112               | 2                   | 114             |
| <b>Golongan I/Range I</b>           | 157               | 6                   | 163             |
| 5. II/A (Pengatur Muda)             | 44                | 4                   | 48              |
| 6. II/B (Pengatur Muda Tingkat I)   | 109               | 98                  | 207             |
| 7. II/C (Pengatur)                  | 279               | 198                 | 477             |
| 8. II/D (Pengatur Tingkat I)        | 267               | 486                 | 753             |
| <b>Golongan II/Range II</b>         | 699               | 786                 | 1 485           |
| 9. III/A (Penata Muda)              | 302               | 842                 | 1 144           |
| 10. III/B (Penata Muda Tingkat I)   | 434               | 529                 | 963             |
| 11. III/C (Penata)                  | 413               | 543                 | 956             |
| 12. III/D (Penata Tingkat I)        | 563               | 739                 | 1 302           |
| <b>Golongan III/Range III</b>       | 1 712             | 2 653               | 4 365           |
| 13. IV/A (Pembina)                  | 739               | 762                 | 1 501           |
| 14. IV/B (Pembina Tingkat I)        | 851               | 1 343               | 2 194           |
| 15. IV/C (Pembina Utama Muda)       | 71                | 55                  | 126             |
| 16. IV/D (Pembina Utama Madya)      | 1                 | -                   | 1               |
| 17. IV/E (Pembina Utama)            | -                 | -                   | -               |
| <b>Golongan IV/Range IV</b>         | 1 662             | 2 160               | 3 822           |
| <b>Kabupaten Kediri</b>             | <b>4 230</b>      | <b>5 605</b>        | <b>9 835</b>    |

Catatan/Note: ...

Sumber/Source: Badan Kepegawaian Daerah Kabupaten Kediri/ Regional Personnel Board of Kediri Regency

**Tabel**  
**Table** 2.3.4

**Jumlah Pegawai Negeri Sipil Kabupaten Kediri Menurut Satuan Unit Kerja dan Golongan, Desember 2018 dan Desember 2019**  
**Number of Civil Servants in Kediri Regency by Unit of Work and Hierarchy, December 2018 and December 2019**

| Satuan Unit Kerja<br><i>Unit of Work</i> |   | 2018  |        |         |        |
|--|---|-------|--------|---------|--------|
|  |   | Gol I | Gol II | Gol III | Gol IV |
| (1)                                      |   | (2)   | (3)    | (4)     | (5)    |
| <b>SEKRETARIAT/ Secretariat</b>          |   |       |        |         |        |
| 1.                                       | Sekretaris Daerah   | -     | -      | -       | 1      |
| 2.                                       | Asisten Administrasi Umum Sekretariat Daerah                          | -     | -      | -       | 1      |
| 3.                                       | Asisten Administrasi Pemerintahan dan Kesejahteraan Rakyat Setda      | -     | -      | -       | -      |
| 4.                                       | Asisten Administrasi Perekonomian dan Pembangunan                     | -     | -      | -       | 1      |
| 5.                                       | Staf Ahli Bupati Kediri Bidang Kemasyarakatan dan SDM                 | -     | -      | -       | 1      |
| 6.                                       | Staf Ahli Bupati Kediri Bidang Pemerintahan, Hukum dan Politik        | -     | -      | -       | 1      |
| 7.                                       | Staf Ahli Bupati Kediri Bidang Perekonomian, Keuangan dan Pembangunan | -     | -      | -       | 1      |
| 8.                                       | Bagian Administrasi Kesejahteraan Rakyat                              | -     | 11     | 16      | -      |
| 9.                                       | Bagian Administrasi Pembangunan dan Layanan Pengadaan                 | -     | 3      | 9       | -      |
| 10.                                      | Bagian Administrasi Pemerintahan                                      | -     | 3      | 4       | 4      |
| 11.                                      | Bagian Hukum  | -     | 3      | 11      | 2      |
| 12.                                      | Bagian Organisasi   | -     | 1      | 7       | 3      |
| 13.                                      | Bagian Perekonomian   | -     | -      | 13      | 1      |
| 14.                                      | Bagian Umum   | 11    | 45     | 25      | -      |
| 15.                                      | Sekretariat DPRD  | 4     | 4      | 21      | 3      |
| 16.                                      | Sekretariat KPU   | -     | -      | 3       | -      |
| <b>BADAN/ Agency</b>                     |   |       |        |         |        |
| 1.                                       | Badan Kepegawaian Daerah  | -     | 2      | 32      | 3      |
| 2.                                       | Badan Kesatuan Bangsa dan Politik                                     | -     | 1      | 20      | 3      |
| 3.                                       | Badan Penanggulangan Bencana Daerah                                   | -     | 3      | 5       | -      |

Lanjutan Tabel/*Continued Table 2.3.4*

| Satuan Unit Kerja<br><i>Unit of Work</i> |   | 2018  |        |         |        |
|--|---|-------|--------|---------|--------|
|  |   | Gol I | Gol II | Gol III | Gol IV |
| (1)                                      | (2)   | (3)   | (4)    | (5)     |        |
| 4.                                       | Badan Pendapatan Daerah   | 4     | 25     | 35      | 4      |
| 5.                                       | Badan Penelitian dan Pengembangan Daerah  | 2     | 4      | 14      | 9      |
| 6.                                       | Badan Pengelolaan Keuangan dan Aset Daerah  | -     | 12     | 28      | 3      |
| 7.                                       | Badan Perencanaan Pembangunan Daerah  | -     | 7      | 21      | 6      |
| <b>DINAS/ Services</b>                   |   |       |        |         |        |
| 1.                                       | Dinas Kearsipan dan Perpustakaan  | -     | 6      | 12      | 10     |
| 2.                                       | Dinas Kependudukan dan Pencatatan Sipil   | 1     | 6      | 24      | 7      |
| 3.                                       | Dinas Kesehatan   | 3     | 265    | 799     | 109    |
| 4.                                       | Dinas Ketahanan Pangan dan Peternakan   | 1     | 8      | 50      | 7      |
| 5.                                       | Dinas Komunikasi dan Informatika  | -     | 5      | 38      | 4      |
| 6.                                       | Dinas Koperasi dan Usaha Mikro  | 1     | 3      | 16      | 4      |
| 7.                                       | Dinas Lingkungan Hidup  | 30    | 41     | 19      | 4      |
| 8.                                       | Dinas Pariwisata dan Kebudayaan   | 8     | 12     | 16      | 3      |
| 9.                                       | Dinas Pekerjaan Umum dan Penataan Ruang   | 52    | 66     | 51      | 6      |
| 10.                                      | Dinas Pemberdayaan Masyarakat dan Pemerintahan Desa   | -     | 5      | 28      | 2      |
| 11.                                      | Dinas Penanaman Modal dan Pelayanan Terpadu Satu Pintu  | -     | 3      | 20      | 5      |
| 12.                                      | Dinas Pendidikan  | 37    | 596    | 1911    | 3 805  |
| 13.                                      | Dinas Pengendalian Penduduk, Keluarga Berencana, Pemberdayaan Perempuan dan Perlindungan Anak | -     | 2      | 12      | 12     |
| 14.                                      | Dinas Perdagangan   | 2     | 34     | 39      | 6      |
| 15.                                      | Dinas Perhubungan   | 2     | 13     | 36      | 10     |
| 16.                                      | Dinas Perikanan   | -     | 1      | 20      | 5      |
| 17.                                      | Dinas Pertanian dan Perkebunan  | -     | 28     | 84      | 35     |
| 18.                                      | Dinas Perumahan dan Kawasan Pemukiman   | 1     | 7      | 16      | 5      |



Lanjutan Tabel/*Continued Table 2.3.4*

| Satuan Unit Kerja<br><i>Unit of Work</i>                           |                                  | 2018  |        |         |        |
|--|----------------------------------|-------|--------|---------|--------|
|  |                                  | Gol I | Gol II | Gol III | Gol IV |
| (1)  | (2)                              | (3)   | (4)    | (5)     |        |
| 19.  | Dinas Satuan Polisi Pamong Praja | 6     | 32     | 21      | 3      |
| 20.  | Dinas Sosial                     | -     | 7      | 17      | 9      |
| 27.  | Dinas Tenaga Kerja               | -     | 1      | 19      | 8      |
| <b>KECAMATAN &amp; KELURAHAN/ <i>Subsdistrict and Villages</i></b> |                                  |       |        |         |        |
| 1.   | Kecamatan Mojo                   | -     | 2      | 9       | 1      |
|  | Sekdes                           | -     | 11     | -       | -      |
| 2.   | Kecamatan Semen                  | -     | 2      | 16      | 2      |
|  | Sekdes                           | -     | 5      | -       | -      |
| 3.   | Kecamatan Ngadiluwih             | -     | 4      | 10      | 3      |
|  | Sekdes                           | -     | 6      | -       | -      |
| 4.   | Kecamatan Kras                   | -     | 3      | 13      | 4      |
|  | Sekdes                           | -     | 6      | -       | -      |
| 5.   | Kecamatan Ringinrejo             | -     | 1      | 12      | 2      |
|  | Sekdes                           | -     | 3      | -       | -      |
| 6.   | Kecamatan Kandat                 | -     | 3      | 9       | 5      |
|  | Sekdes                           | -     | 4      | -       | -      |
| 7.   | Kecamatan Wates                  | -     | 3      | 11      | 3      |
|  | Sekdes                           | -     | 7      | -       | -      |
| 8.   | Kecamatan Ngancar                | 1     | 1      | 6       | 2      |
|  | Sekdes                           | -     | 4      | -       | -      |
| 9.   | Kecamatan Plosoklaten            | -     | 2      | 12      | 2      |
|  | Sekdes                           | -     | 5      | -       | -      |
| 10.  | Kecamatan Gurah                  | -     | 2      | 9       | 3      |
|  | Sekdes                           | -     | 7      | -       | -      |
| 11.  | Kecamatan Puncu                  | -     | 3      | 7       | 1      |

Lanjutan Tabel/*Continued Table 2.3.4*

| Satuan Unit Kerja<br><i>Unit of Work</i> | 2018  |        |         |        |
|--|-------|--------|---------|--------|
|  | Gol I | Gol II | Gol III | Gol IV |
| (1)                                      | (2)   | (3)    | (4)     | (5)    |
| Sekdes                                   | -     | 7      | -       | -      |
| 12. Kecamatan Kepung                     | -     | 2      | 13      | -      |
| Sekdes                                   | -     | 6      | -       | -      |
| 13. Kecamatan Kandangan                  | -     | 3      | 11      | 3      |
| Sekdes                                   | -     | 6      | -       | -      |
| 14. Kecamatan Pare                       | -     | 4      | 17      | 4      |
| Sekdes                                   | -     | 2      | -       | -      |
| 15. Kecamatan Badas                      | -     | 3      | 9       | 2      |
| Sekdes                                   | -     | 3      | -       | -      |
| 16. Kecamatan Kunjang                    | 1     | 1      | 15      | 3      |
| Sekdes                                   | -     | 5      | -       | -      |
| 17. Kecamatan Plemahan                   | 1     | 2      | 12      | 3      |
| Sekdes                                   | -     | 6      | -       | -      |
| 18. Kecamatan Purwoasri                  | -     | 1      | 13      | -      |
| Sekdes                                   | -     | 11     | -       | -      |
| 19. Kecamatan Papar                      | -     | 1      | 12      | 3      |
| Sekdes                                   | -     | 5      | -       | -      |
| 20. Kecamatan Pagu                       | -     | 6      | 8       | 3      |
| Sekdes                                   | -     | 5      | -       | -      |
| 21. Kecamatan Kayen Kidul                | -     | 1      | 10      | 4      |
| Sekdes                                   | -     | 5      | -       | -      |
| 22. Kecamatan Gampengrejo                | -     | 1      | 15      | 3      |
| Sekdes                                   | -     | 1      | -       | -      |
| 23. Kecamatan Ngasem                     | -     | 2      | 13      | 2      |
| 24. Kecamatan Banyakan                   | -     | 2      | 13      | 5      |

Lanjutan Tabel/*Continued Table 2.3.4*

| Satuan Unit Kerja<br><i>Unit of Work</i> | 2018       |              |              |              |
|--|------------|--------------|--------------|--------------|
|  | Gol I      | Gol II       | Gol III      | Gol IV       |
|  | (2)        | (3)          | (4)          | (5)          |
| (1)                                      |            |              |              |              |
| Sekdes                                   | -          | 5            | -            | -            |
| 25. Kecamatan Grogol                     | -          | 3            | 10           | 2            |
| Sekdes                                   | -          | 5            | -            | -            |
| 26. Kecamatan Tarokan                    | -          | 4            | 10           | 3            |
| Sekdes                                   | -          | 4            | -            | -            |
| <b>BUMD/PD</b>                           |            |              |              |              |
| 1. PD. BPR Bank Daerah                   | -          | -            | -            | 1            |
| 2. PD. Perkebunan Margo Mulyo            | -          | -            | -            | -            |
| 3. PDAM                                  | -          | -            | -            | 1            |
| <b>LAIN-LAIN/ Other Services</b>         |            |              |              |              |
| 1. Inspektorat                           | -          | -            | 22           | 11           |
| 2. RSUD                                  | 7          | 77           | 290          | 44           |
| <b>Kabupaten Kediri</b>                  | <b>175</b> | <b>1 538</b> | <b>4 119</b> | <b>4 231</b> |

Catatan/Note: ...

Sumber/Source: Badan Kepegawaian Daerah Kabupaten Kediri/ *Regional Personnel Board of Kediri Regency*

Lanjutan Tabel/*Continued Table 2.3.4*

| Satuan Unit Kerja<br><i>Unit of Work</i> |   | 2019  |        |         |        |
|--|---|-------|--------|---------|--------|
|  |   | Gol I | Gol II | Gol III | Gol IV |
| (1)                                      |   | (6)   | (7)    | (8)     | (9)    |
| <b>SEKRETARIAT/ <i>Secretariat</i></b>   |   |       |        |         |        |
| 1.                                       | Sekretaris Daerah   | -     | -      | -       | 1      |
| 2.                                       | Asisten Administrasi Umum Sekretariat Daerah                          | -     | -      | -       | 1      |
| 3.                                       | Asisten Administrasi Pemerintahan dan Kesejahteraan Rakyat Setda      | -     | -      | -       | 1      |
| 4.                                       | Asisten Administrasi Perekonomian dan Pembangunan                     | -     | -      | -       | 1      |
| 5.                                       | Staf Ahli Bupati Kediri Bidang Kemasyarakatan dan SDM                 | -     | -      | -       | 1      |
| 6.                                       | Staf Ahli Bupati Kediri Bidang Pemerintahan, Hukum dan Politik        | -     | -      | -       | 1      |
| 7.                                       | Staf Ahli Bupati Kediri Bidang Perekonomian, Keuangan dan Pembangunan | -     | -      | -       | -      |
| 8.                                       | Bagian Administrasi Kesejahteraan Rakyat                              | -     | 11     | 16      | -      |
| 9.                                       | Bagian Administrasi Pembangunan dan Layanan Pengadaan                 | -     | 1      | 13      | -      |
| 10.                                      | Bagian Administrasi Pemerintahan                                      | -     | 2      | 4       | 4      |
| 11.                                      | Bagian Hukum  | -     | 3      | 12      | 1      |
| 12.                                      | Bagian Organisasi   | -     | 1      | 7       | 1      |
| 13.                                      | Bagian Perekonomian   | -     | -      | 11      | -      |
| 14.                                      | Bagian Umum   | 11    | 40     | 26      | -      |
| 15.                                      | Sekretariat DPRD  | 4     | 5      | 21      | 4      |
| 16.                                      | Sekretariat KPU   | -     | -      | 2       | -      |
| <b>BADAN/ <i>Agency</i></b>              |   |       |        |         |        |
| 1.                                       | Badan Kepegawaian Daerah  | -     | 3      | 30      | 3      |
| 2.                                       | Badan Kesatuan Bangsa dan Politik                                     | -     | 1      | 17      | 4      |
| 3.                                       | Badan Penanggulangan Bencana Daerah                                   | -     | 3      | 6       | -      |

Lanjutan Tabel/*Continued Table 2.3.4*

|                        | Satuan Unit Kerja<br><i>Unit of Work</i>  | 2019  |        |         |        |
|------------------------|---|-------|--------|---------|--------|
|                        |   | Gol I | Gol II | Gol III | Gol IV |
|                        |   | (1)   | (6)    | (7)     | (8)    |
| 4.                     | Badan Pendapatan Daerah   | 4     | 24     | 31      | 5      |
| 5.                     | Badan Penelitian dan Pengembangan Daerah  | 2     | 4      | 9       | 10     |
| 6.                     | Badan Pengelolaan Keuangan dan Aset Daerah  | -     | 11     | 27      | 3      |
| 7.                     | Badan Perencanaan Pembangunan Daerah  | -     | 8      | 22      | 6      |
| <b>DINAS/ Services</b> |   |       |        |         |        |
| 1.                     | Dinas Kearsipan dan Perpustakaan  | -     | 6      | 11      | 11     |
| 2.                     | Dinas Kependudukan dan Pencatatan Sipil   | -     | 7      | 22      | 3      |
| 3.                     | Dinas Kesehatan   | 3     | 327    | 800     | 106    |
| 4.                     | Dinas Ketahanan Pangan dan Peternakan   | -     | 6      | 51      | 8      |
| 5.                     | Dinas Komunikasi dan Informatika  | -     | 6      | 35      | 4      |
| 6.                     | Dinas Koperasi dan Usaha Mikro  | 1     | 3      | 18      | 2      |
| 7.                     | Dinas Lingkungan Hidup  | 28    | 42     | 19      | 4      |
| 8.                     | Dinas Pariwisata dan Kebudayaan   | 7     | 12     | 15      | 5      |
| 9.                     | Dinas Pekerjaan Umum dan Penataan Ruang   | 47    | 54     | 58      | 6      |
| 10.                    | Dinas Pemberdayaan Masyarakat dan Pemerintahan Desa   | -     | 3      | 29      | 3      |
| 11.                    | Dinas Penanaman Modal dan Pelayanan Terpadu Satu Pintu  | -     | 3      | 17      | 5      |
| 12.                    | Dinas Pendidikan  | 36    | 506    | 2 194   | 3 401  |
| 13.                    | Dinas Pengendalian Penduduk, Keluarga Berencana, Pemberdayaan Perempuan dan Perlindungan Anak | -     | 2      | 12      | 13     |
| 14.                    | Dinas Perdagangan   | 3     | 34     | 39      | 6      |
| 15.                    | Dinas Perhubungan   | 1     | 10     | 30      | 12     |
| 16.                    | Dinas Perikanan   | -     | 1      | 19      | 4      |
| 17.                    | Dinas Pertanian dan Perkebunan  | -     | 38     | 91      | 26     |
| 18.                    | Dinas Perumahan dan Kawasan Pemukiman   | 1     | 8      | 18      | 5      |

Lanjutan Tabel/*Continued Table 2.3.4*

| Satuan Unit Kerja<br><i>Unit of Work</i>                           |     | 2019  |        |         |        |
|--|-----|-------|--------|---------|--------|
|  |     | Gol I | Gol II | Gol III | Gol IV |
| (1)  | (6) | (7)   | (8)    | (9)     |        |
| 19. Dinas Satuan Polisi Pamong Praja                               | 6   | 31    | 18     | 7       |        |
| 20. Dinas Sosial   | -   | 7     | 13     | 7       |        |
| 21. Dinas Tenaga Kerja   | -   | 1     | 15     | 10      |        |
| <b>KECAMATAN &amp; KELURAHAN/ <i>Subsdistrict and Villages</i></b> |     |       |        |         |        |
| 1. Kecamatan Mojo  | -   | 2     | 10     | 2       |        |
| Sekdes   | -   | 10    | -      | -       |        |
| 2. Kecamatan Semen   | -   | 3     | 14     | 3       |        |
| Sekdes   | -   | 5     | -      | -       |        |
| 3. Kecamatan Ngadiluwih  | -   | 4     | 10     | 4       |        |
| Sekdes   | -   | 6     | -      | -       |        |
| 4. Kecamatan Kras  | -   | 3     | 13     | 3       |        |
| Sekdes   | -   | 6     | -      | -       |        |
| 5. Kecamatan Ringinrejo  | -   | 1     | 13     | 2       |        |
| Sekdes   | -   | 3     | -      | -       |        |
| 6. Kecamatan Kandat  | -   | 3     | 10     | 3       |        |
| Sekdes   | -   | 4     | -      | -       |        |
| 7. Kecamatan Wates   | -   | 4     | 10     | 1       |        |
| Sekdes   | -   | 6     | -      | -       |        |
| 8. Kecamatan Ngancar   | 1   | 3     | 6      | 2       |        |
| Sekdes   | -   | 4     | -      | -       |        |
| 9. Kecamatan Plosoklaten   | -   | 2     | 10     | 2       |        |
| Sekdes   | -   | 4     | -      | -       |        |
| 10. Kecamatan Gurah  | -   | 1     | 10     | 2       |        |
| Sekdes   | -   | 6     | -      | -       |        |
| 11. Kecamatan Puncu  | -   | 2     | 7      | 2       |        |

Lanjutan Tabel/*Continued Table 2.3.4*

| Satuan Unit Kerja<br><i>Unit of Work</i> | 2019  |        |         |        |
|--|-------|--------|---------|--------|
|  | Gol I | Gol II | Gol III | Gol IV |
| (1)                                      | (6)   | (7)    | (8)     | (9)    |
| Sekdes                                   | -     | 7      | -       | -      |
| 12. Kecamatan Kepung                     | -     | 2      | 10      | 2      |
| Sekdes                                   | -     | 6      | -       | -      |
| 13. Kecamatan Kandangan                  | -     | 3      | 11      | 2      |
| Sekdes                                   | -     | 6      | -       | -      |
| 14. Kecamatan Pare                       | -     | 6      | 14      | 5      |
| Sekdes                                   | -     | 1      | -       | -      |
| 15. Kecamatan Badas                      | -     | 2      | 10      | 1      |
| Sekdes                                   | -     | 3      | -       | -      |
| 16. Kecamatan Kunjang                    | 1     | 1      | 14      | 1      |
| Sekdes                                   | -     | 4      | -       | -      |
| 17. Kecamatan Plemahan                   | 1     | 1      | 10      | 3      |
| Sekdes                                   | -     | 6      | -       | -      |
| 18. Kecamatan Purwoasri                  | -     | 1      | 13      | -      |
| Sekdes                                   | -     | 10     | -       | -      |
| 19. Kecamatan Papar                      | -     | 2      | 8       | 5      |
| Sekdes                                   | -     | 5      | -       | -      |
| 20. Kecamatan Pagu                       | -     | 6      | 9       | 2      |
| Sekdes                                   | -     | 5      | -       | -      |
| 21. Kecamatan Kayen Kidul                | -     | 1      | 9       | 3      |
| Sekdes                                   | -     | 5      | -       | -      |
| 22. Kecamatan Gampengrejo                | -     | 1      | 12      | 5      |
| Sekdes                                   | -     | 1      | -       | -      |
| 23. Kecamatan Ngasem                     | -     | 2      | 10      | 2      |
| 24. Kecamatan Banyakan                   | -     | 2      | 11      | 4      |

Lanjutan Tabel/*Continued Table 2.3.4*

| Satuan Unit Kerja<br><i>Unit of Work</i> | 2019       |              |              |              |
|--|------------|--------------|--------------|--------------|
|  | Gol I      | Gol II       | Gol III      | Gol IV       |
| (1)                                      | (6)        | (7)          | (8)          | (9)          |
| Sekdes                                   | -          | 4            | -            | -            |
| 25. Kecamatan Grogol                     | -          | 2            | 8            | 3            |
| Sekdes                                   | -          | 5            | -            | -            |
| 26. Kecamatan Tarokan                    | -          | 4            | 11           | 1            |
| Sekdes                                   | -          | 2            | -            | -            |
| <b>BUMD/PD</b>                           |            |              |              |              |
| 1. PD. BPR Bank Daerah                   | -          | -            | -            | -            |
| 2. PD. Perkebunan Margo Mulyo            | -          | -            | -            | -            |
| 3. PDAM                                  | -          | -            | -            | 1            |
| <b>LAIN-LAIN/ Other Services</b>         |            |              |              |              |
| 1. Inspektorat                           | -          | 1            | 26           | 11           |
| 2. RSUD                                  | 6          | 72           | 288          | 50           |
| <b>Kabupaten Kediri</b>                  | <b>163</b> | <b>1 485</b> | <b>4 365</b> | <b>3 822</b> |

Catatan/Note: ...

Sumber/Source: Badan Kepegawaian Daerah Kabupaten Kediri/ *Regional Personnel Board of Kediri Regency*



**Tabel**  
**Table** 2.3.5

**Jumlah Pegawai Negeri Sipil Kabupaten Kediri Menurut Satuan Unit Kerja dan Golongan Dalam Wilayah Pembayaran KPPN Kediri, 2018-2019**  
**Number of Civil Servants in Kediri Regency by Unit of Work and Hierarchy at KPPN Kediri Payment Area, 2018-2019**

| Satuan Unit Kerja<br><i>Unit of Work</i>             | Golongan I/Range I |           | Golongan II/Range II |              |
|--|--------------------|-----------|----------------------|--------------|
|  | 2018               | 2019      | 2018                 | 2019         |
| (1)  | (2)                | (3)       | (4)                  | (5)          |
| Badan Pusat Statistik Kabupaten Kediri               | -                  | -         | 6                    | 2            |
| Kantor Imigrasi Kelas III Kediri                     | -                  | -         | 6                    | 6            |
| Kantor Kementerian Agama Kabupaten Kediri            | 3                  | 3         | 25                   | 23           |
| Kantor Pelayanan Pajak Pratama Pare                  | -                  | -         | 32                   | 30           |
| Kantor Pertanahan Kabupaten Kediri                   | -                  | -         | 3                    | 3            |
| Kejaksaan Negeri Kabupaten Kediri                    | -                  | -         | 7                    | 7            |
| KPU Kabupaten Kediri                                 | -                  | -         | 1                    | 1            |
| Madrasah Aliyah Negeri 1 Kediri Kabupaten Kediri     | -                  | -         | 5                    | 5            |
| Madrasah Aliyah Negeri 2 Kediri Kabupaten Kediri     | 1                  | 1         | 1                    | 1            |
| Madrasah Aliyah Negeri 3 Kediri Kabupaten Kediri     | -                  | -         | 4                    | 4            |
| Madrasah Aliyah Negeri 4 Kediri Kabupaten Kediri     | -                  | -         | 2                    | 2            |
| Madrasah Aliyah Negeri 5 Kediri Kabupaten Kediri     | -                  | -         | 1                    | -            |
| Madrasah Tsanawiyah Negeri 1 Kediri Kabupaten Kediri | -                  | -         | 2                    | 2            |
| Madrasah Tsanawiyah Negeri 2 Kediri Kabupaten Kediri | -                  | -         | 2                    | 2            |
| Madrasah Tsanawiyah Negeri 3 Kediri Kabupaten Kediri | 1                  | 1         | 2                    | 2            |
| Madrasah Tsanawiyah Negeri 4 Kediri Kabupaten Kediri | 2                  | 2         | 5                    | 4            |
| Madrasah Tsanawiyah Negeri 5 Kediri Kabupaten Kediri | -                  | -         | 2                    | 3            |
| Madrasah Tsanawiyah Negeri 6 Kediri Kabupaten Kediri | 1                  | 1         | -                    | 1            |
| Madrasah Tsanawiyah Negeri 7 Kediri Kabupaten Kediri | -                  | -         | 6                    | 4            |
| Madrasah Tsanawiyah Negeri 8 Kediri Kabupaten Kediri | -                  | -         | 3                    | 1            |
| Madrasah Tsanawiyah Negeri 9 Kediri Kabupaten Kediri | -                  | -         | -                    | -            |
| Pengadilan Agama Kabupaten Kediri                    | -                  | -         | 1                    | 1            |
| Pengadilan Negeri Kabupaten Kediri                   | -                  | -         | 5                    | 5            |
| POLRES Kediri PNS                                    | 4                  | 4         | 900                  | 905          |
| <b>Kabupaten Kediri</b>                              | <b>12</b>          | <b>12</b> | <b>1 021</b>         | <b>1 014</b> |

Lanjutan Tabel/*Continued Table 2.3.5*

| Satuan Unit Kerja<br><i>Unit of Work</i>             | Golongan III/ <i>Range III</i> |              | Golongan IV/ <i>Range IV</i> |            |
|--|--------------------------------|--------------|------------------------------|------------|
|  | 2018                           | 2019         | 2018                         | 2019       |
|  | (1)                            | (6)          | (7)                          | (8)        |
| Badan Pusat Statistik Kabupaten Kediri               | 23                             | 30           | 4                            | 4          |
| Kantor Imigrasi Kelas III Kediri                     | 32                             | 32           | -                            | -          |
| Kantor Kementerian Agama Kabupaten Kediri            | 257                            | 308          | 71                           | 74         |
| Kantor Pelayanan Pajak Pratama Pare                  | 60                             | 63           | 7                            | 8          |
| Kantor Pertanahan Kabupaten Kediri                   | 46                             | 41           | 6                            | 7          |
| Kejaksaan Negeri Kabupaten Kediri                    | 29                             | 33           | 1                            | 1          |
| KPU Kabupaten Kediri                                 | 9                              | 17           | -                            | 1          |
| Madrasah Aliyah Negeri 1 Kediri Kabupaten Kediri     | 18                             | 22           | 5                            | 4          |
| Madrasah Aliyah Negeri 2 Kediri Kabupaten Kediri     | 24                             | 31           | 8                            | 9          |
| Madrasah Aliyah Negeri 3 Kediri Kabupaten Kediri     | 26                             | 29           | 4                            | 4          |
| Madrasah Aliyah Negeri 4 Kediri Kabupaten Kediri     | 20                             | 24           | 2                            | 4          |
| Madrasah Aliyah Negeri 5 Kediri Kabupaten Kediri     | 18                             | 19           | 1                            | -          |
| Madrasah Tsanawiyah Negeri 1 Kediri Kabupaten Kediri | 30                             | 31           | 12                           | 10         |
| Madrasah Tsanawiyah Negeri 2 Kediri Kabupaten Kediri | 31                             | 36           | 9                            | 19         |
| Madrasah Tsanawiyah Negeri 3 Kediri Kabupaten Kediri | 23                             | 30           | 6                            | 6          |
| Madrasah Tsanawiyah Negeri 4 Kediri Kabupaten Kediri | 27                             | 32           | 11                           | 10         |
| Madrasah Tsanawiyah Negeri 5 Kediri Kabupaten Kediri | 28                             | 31           | 7                            | 10         |
| Madrasah Tsanawiyah Negeri 6 Kediri Kabupaten Kediri | 31                             | 27           | 5                            | 11         |
| Madrasah Tsanawiyah Negeri 7 Kediri Kabupaten Kediri | 28                             | 30           | 7                            | 9          |
| Madrasah Tsanawiyah Negeri 8 Kediri Kabupaten Kediri | 29                             | 33           | 8                            | 10         |
| Madrasah Tsanawiyah Negeri 9 Kediri Kabupaten Kediri | 9                              | 9            | 5                            | 5          |
| Pengadilan Agama Kabupaten Kediri                    | 14                             | 13           | 20                           | 23         |
| Pengadilan Negeri Kabupaten Kediri                   | 36                             | 37           | 7                            | 11         |
| POLRES Kediri PNS                                    | 121                            | 122          | 7                            | 5          |
| <b>Kabupaten Kediri</b>                              | <b>969</b>                     | <b>1 080</b> | <b>213</b>                   | <b>245</b> |

Lanjutan Tabel/*Continued Table 2.3.5*

| Satuan Unit Kerja<br><i>Unit of Work</i>             | Jumlah/ <i>Total</i> |              |
|--|----------------------|--------------|
|  | 2018                 | 2019         |
| (1)  | (6)                  | (7)          |
| Badan Pusat Statistik Kabupaten Kediri               | 33                   | 36           |
| Kantor Imigrasi Kelas III Kediri                     | 38                   | 38           |
| Kantor Kementerian Agama Kabupaten Kediri            | 356                  | 408          |
| Kantor Pelayanan Pajak Pratama Pare                  | 99                   | 101          |
| Kantor Pertanahan Kabupaten Kediri                   | 55                   | 51           |
| Kejaksaan Negeri Kabupaten Kediri                    | 37                   | 41           |
| KPU Kabupaten Kediri                                 | 10                   | 19           |
| Madrasah Aliyah Negeri 1 Kediri Kabupaten Kediri     | 28                   | 31           |
| Madrasah Aliyah Negeri 2 Kediri Kabupaten Kediri     | 34                   | 42           |
| Madrasah Aliyah Negeri 3 Kediri Kabupaten Kediri     | 34                   | 37           |
| Madrasah Aliyah Negeri 4 Kediri Kabupaten Kediri     | 24                   | 30           |
| Madrasah Aliyah Negeri 5 Kediri Kabupaten Kediri     | 20                   | 19           |
| Madrasah Tsanawiyah Negeri 1 Kediri Kabupaten Kediri | 44                   | 43           |
| Madrasah Tsanawiyah Negeri 2 Kediri Kabupaten Kediri | 42                   | 57           |
| Madrasah Tsanawiyah Negeri 3 Kediri Kabupaten Kediri | 32                   | 39           |
| Madrasah Tsanawiyah Negeri 4 Kediri Kabupaten Kediri | 45                   | 48           |
| Madrasah Tsanawiyah Negeri 5 Kediri Kabupaten Kediri | 37                   | 44           |
| Madrasah Tsanawiyah Negeri 6 Kediri Kabupaten Kediri | 37                   | 40           |
| Madrasah Tsanawiyah Negeri 7 Kediri Kabupaten Kediri | 41                   | 43           |
| Madrasah Tsanawiyah Negeri 8 Kediri Kabupaten Kediri | 40                   | 44           |
| Madrasah Tsanawiyah Negeri 9 Kediri Kabupaten Kediri | 14                   | 14           |
| Pengadilan Agama Kabupaten Kediri                    | 35                   | 37           |
| Pengadilan Negeri Kabupaten Kediri                   | 48                   | 53           |
| POLRES Kediri PNS                                    | 1 032                | 1 036        |
| <b>Kabupaten Kediri</b>                              | <b>2 215</b>         | <b>2 351</b> |

Catatan/Note: ...

Sumber/Source: Kantor Pelayanan Perbendaharaan Negara Kediri / *Kediri State Treasury Service Office*

**Tabel**  
**Table 2.3.6**

**Jumlah Keluarga Pegawai Negeri Sipil Kabupaten Kediri yang terdaftar Menurut Satuan Unit Kerja dan Golongan Dalam Wilayah Pembayaran KPPN Kediri, 2018-2019**  
**Number of families of Kediri Regency Civil Servants registered according to Work Units and Groups in the Payment Area of KPPN Kediri, 2018-2019**

| Satuan Unit Kerja<br>Unit of Work                    | Suami/Istri / Husband/Wife |           |                      |            |
|--|----------------------------|-----------|----------------------|------------|
|  | Golongan I/Range I         |           | Golongan II/Range II |            |
|  | 2018                       | 2019      | 2018                 | 2019       |
| (1)  | (2)                        | (3)       | (4)                  | (5)        |
| Badan Pusat Statistik Kabupaten Kediri               | -                          | -         | 6                    | 2          |
| Kantor Imigrasi Kelas III Kediri                     | -                          | -         | 3                    | 3          |
| Kantor Kementerian Agama Kabupaten Kediri            | 3                          | 3         | 20                   | 18         |
| Kantor Pelayanan Pajak Pratama Pare                  | -                          | -         | 16                   | 11         |
| Kantor Pertanahan Kabupaten Kediri                   | -                          | -         | 3                    | 3          |
| Kejaksaan Negeri Kabupaten Kediri                    | -                          | -         | 3                    | 4          |
| KPU Kabupaten Kediri                                 | -                          | -         | 1                    | 1          |
| Madrasah Aliyah Negeri 1 Kediri Kabupaten Kediri     | -                          | -         | 5                    | 5          |
| Madrasah Aliyah Negeri 2 Kediri Kabupaten Kediri     | 1                          | 1         | 1                    | 1          |
| Madrasah Aliyah Negeri 3 Kediri Kabupaten Kediri     | -                          | -         | 4                    | 4          |
| Madrasah Aliyah Negeri 4 Kediri Kabupaten Kediri     | -                          | -         | 1                    | 1          |
| Madrasah Aliyah Negeri 5 Kediri Kabupaten Kediri     | -                          | -         | 1                    | -          |
| Madrasah Tsanawiyah Negeri 1 Kediri Kabupaten Kediri | -                          | -         | 2                    | 2          |
| Madrasah Tsanawiyah Negeri 2 Kediri Kabupaten Kediri | -                          | -         | 1                    | 1          |
| Madrasah Tsanawiyah Negeri 3 Kediri Kabupaten Kediri | 1                          | 1         | 2                    | 2          |
| Madrasah Tsanawiyah Negeri 4 Kediri Kabupaten Kediri | 2                          | 2         | 4                    | 3          |
| Madrasah Tsanawiyah Negeri 5 Kediri Kabupaten Kediri | -                          | -         | 2                    | 3          |
| Madrasah Tsanawiyah Negeri 6 Kediri Kabupaten Kediri | 1                          | 1         | -                    | 1          |
| Madrasah Tsanawiyah Negeri 7 Kediri Kabupaten Kediri | -                          | -         | 2                    | 1          |
| Madrasah Tsanawiyah Negeri 8 Kediri Kabupaten Kediri | -                          | -         | 3                    | 1          |
| Madrasah Tsanawiyah Negeri 9 Kediri Kabupaten Kediri | -                          | -         | -                    | -          |
| Pengadilan Agama Kabupaten Kediri                    | -                          | -         | 1                    | 1          |
| Pengadilan Negeri Kabupaten Kediri                   | -                          | -         | 5                    | 5          |
| POLRES Kediri PNS                                    | 4                          | 4         | 707                  | 709        |
| <b>Kabupaten Kediri</b>                              | <b>12</b>                  | <b>12</b> | <b>793</b>           | <b>782</b> |

Lanjutan Tabel/*Continued Table 2.3.6*

| Satuan Unit Kerja<br><i>Unit of Work</i>             | Suami/Istri / Husband/Wife |            |                      |            |
|--|----------------------------|------------|----------------------|------------|
|  | Golongan III/Range III     |            | Golongan IV/Range IV |            |
|  | 2018                       | 2019       | 2018                 | 2019       |
| (1)  | (6)                        | (7)        | (8)                  | (9)        |
| Badan Pusat Statistik Kabupaten Kediri               | 18                         | 24         | 3                    | 3          |
| Kantor Imigrasi Kelas III Kediri                     | 22                         | 22         | -                    | -          |
| Kantor Kementerian Agama Kabupaten Kediri            | 208                        | 252        | 55                   | 58         |
| Kantor Pelayanan Pajak Pratama Pare                  | 46                         | 47         | 7                    | 8          |
| Kantor Pertanahan Kabupaten Kediri                   | 36                         | 30         | 6                    | 7          |
| Kejaksaan Negeri Kabupaten Kediri                    | 21                         | 25         | 1                    | 1          |
| KPU Kabupaten Kediri                                 | 6                          | 12         | -                    | -          |
| Madrasah Aliyah Negeri 1 Kediri Kabupaten Kediri     | 12                         | 13         | 4                    | 4          |
| Madrasah Aliyah Negeri 2 Kediri Kabupaten Kediri     | 16                         | 22         | 7                    | 7          |
| Madrasah Aliyah Negeri 3 Kediri Kabupaten Kediri     | 23                         | 25         | 3                    | 3          |
| Madrasah Aliyah Negeri 4 Kediri Kabupaten Kediri     | 18                         | 19         | 1                    | 4          |
| Madrasah Aliyah Negeri 5 Kediri Kabupaten Kediri     | 14                         | 14         | 1                    | -          |
| Madrasah Tsanawiyah Negeri 1 Kediri Kabupaten Kediri | 21                         | 22         | 10                   | 8          |
| Madrasah Tsanawiyah Negeri 2 Kediri Kabupaten Kediri | 22                         | 24         | 6                    | 13         |
| Madrasah Tsanawiyah Negeri 3 Kediri Kabupaten Kediri | 18                         | 22         | 2                    | 3          |
| Madrasah Tsanawiyah Negeri 4 Kediri Kabupaten Kediri | 20                         | 23         | 10                   | 10         |
| Madrasah Tsanawiyah Negeri 5 Kediri Kabupaten Kediri | 22                         | 24         | 5                    | 7          |
| Madrasah Tsanawiyah Negeri 6 Kediri Kabupaten Kediri | 28                         | 24         | 4                    | 10         |
| Madrasah Tsanawiyah Negeri 7 Kediri Kabupaten Kediri | 21                         | 21         | 6                    | 7          |
| Madrasah Tsanawiyah Negeri 8 Kediri Kabupaten Kediri | 26                         | 23         | 6                    | 8          |
| Madrasah Tsanawiyah Negeri 9 Kediri Kabupaten Kediri | 5                          | 5          | -                    | 4          |
| Pengadilan Agama Kabupaten Kediri                    | 10                         | 9          | 19                   | 21         |
| Pengadilan Negeri Kabupaten Kediri                   | 26                         | 28         | 7                    | 10         |
| POLRES Kediri PNS                                    | 105                        | 103        | 7                    | 5          |
| <b>Kabupaten Kediri</b>                              | <b>764</b>                 | <b>833</b> | <b>170</b>           | <b>201</b> |

Lanjutan Tabel/*Continued Table 2.3.6*

| Satuan Unit Kerja<br><i>Unit of Work</i>             | Anak / Children            |           |                              |              |
|--|----------------------------|-----------|------------------------------|--------------|
|  | Golongan I/ <i>Range I</i> |           | Golongan II/ <i>Range II</i> |              |
|  | 2018                       | 2019      | 2018                         | 2019         |
| (1)  | (10)                       | (11)      | (12)                         | (13)         |
| Badan Pusat Statistik Kabupaten Kediri               | -                          | -         | 10                           | 3            |
| Kantor Imigrasi Kelas III Kediri                     | -                          | -         | 1                            | 1            |
| Kantor Kementerian Agama Kabupaten Kediri            | 2                          | 2         | 31                           | 29           |
| Kantor Pelayanan Pajak Pratama Pare                  | -                          | -         | 22                           | 14           |
| Kantor Pertanahan Kabupaten Kediri                   | -                          | -         | 6                            | 6            |
| Kejaksanaan Negeri Kabupaten Kediri                  | -                          | -         | 5                            | 6            |
| KPU Kabupaten Kediri                                 | -                          | -         | 1                            | -            |
| Madrasah Aliyah Negeri 1 Kediri Kabupaten Kediri     | -                          | -         | 8                            | 8            |
| Madrasah Aliyah Negeri 2 Kediri Kabupaten Kediri     | -                          | -         | 2                            | 2            |
| Madrasah Aliyah Negeri 3 Kediri Kabupaten Kediri     | -                          | -         | 7                            | 8            |
| Madrasah Aliyah Negeri 4 Kediri Kabupaten Kediri     | -                          | -         | 2                            | 2            |
| Madrasah Aliyah Negeri 5 Kediri Kabupaten Kediri     | -                          | -         | 2                            | -            |
| Madrasah Tsanawiyah Negeri 1 Kediri Kabupaten Kediri | -                          | -         | 3                            | 4            |
| Madrasah Tsanawiyah Negeri 2 Kediri Kabupaten Kediri | -                          | -         | -                            | -            |
| Madrasah Tsanawiyah Negeri 3 Kediri Kabupaten Kediri | 1                          | 1         | 3                            | 3            |
| Madrasah Tsanawiyah Negeri 4 Kediri Kabupaten Kediri | 3                          | 3         | 6                            | 2            |
| Madrasah Tsanawiyah Negeri 5 Kediri Kabupaten Kediri | -                          | -         | 2                            | 5            |
| Madrasah Tsanawiyah Negeri 6 Kediri Kabupaten Kediri | 2                          | 2         | -                            | 1            |
| Madrasah Tsanawiyah Negeri 7 Kediri Kabupaten Kediri | -                          | -         | 4                            | 3            |
| Madrasah Tsanawiyah Negeri 8 Kediri Kabupaten Kediri | -                          | -         | 2                            | 1            |
| Madrasah Tsanawiyah Negeri 9 Kediri Kabupaten Kediri | -                          | -         | -                            | -            |
| Pengadilan Agama Kabupaten Kediri                    | -                          | -         | 2                            | 2            |
| Pengadilan Negeri Kabupaten Kediri                   | -                          | -         | 8                            | 9            |
| POLRES Kediri PNS                                    | 3                          | 3         | 1 069                        | 1 077        |
| <b>Kabupaten Kediri</b>                              | <b>11</b>                  | <b>11</b> | <b>1 196</b>                 | <b>1 186</b> |

Lanjutan Tabel/*Continued Table 2.3.6*

| Satuan Unit Kerja<br><i>Unit of Work</i>             | Anak / Children                |              |                              |            |
|--|--------------------------------|--------------|------------------------------|------------|
|  | Golongan III/ <i>Range III</i> |              | Golongan IV/ <i>Range IV</i> |            |
|  | 2018                           | 2019         | 2018                         | 2019       |
| (1)  | (14)                           | (15)         | (16)                         | (17)       |
| Badan Pusat Statistik Kabupaten Kediri               | 28                             | 35           | 5                            | 5          |
| Kantor Imigrasi Kelas III Kediri                     | 32                             | 32           | -                            | -          |
| Kantor Kementerian Agama Kabupaten Kediri            | 355                            | 421          | 90                           | 95         |
| Kantor Pelayanan Pajak Pratama Pare                  | 74                             | 71           | 13                           | 16         |
| Kantor Pertanahan Kabupaten Kediri                   | 47                             | 40           | 10                           | 11         |
| Kejaksanaan Negeri Kabupaten Kediri                  | 35                             | 40           | 1                            | 2          |
| KPU Kabupaten Kediri                                 | 10                             | 24           | -                            | 1          |
| Madrasah Aliyah Negeri 1 Kediri Kabupaten Kediri     | 24                             | 21           | 7                            | 6          |
| Madrasah Aliyah Negeri 2 Kediri Kabupaten Kediri     | 33                             | 38           | 8                            | 9          |
| Madrasah Aliyah Negeri 3 Kediri Kabupaten Kediri     | 37                             | 40           | 6                            | 5          |
| Madrasah Aliyah Negeri 4 Kediri Kabupaten Kediri     | 28                             | 28           | 2                            | 5          |
| Madrasah Aliyah Negeri 5 Kediri Kabupaten Kediri     | 27                             | 26           | -                            | -          |
| Madrasah Tsanawiyah Negeri 1 Kediri Kabupaten Kediri | 41                             | 39           | 18                           | 14         |
| Madrasah Tsanawiyah Negeri 2 Kediri Kabupaten Kediri | 40                             | 39           | 11                           | 24         |
| Madrasah Tsanawiyah Negeri 3 Kediri Kabupaten Kediri | 30                             | 32           | 4                            | 6          |
| Madrasah Tsanawiyah Negeri 4 Kediri Kabupaten Kediri | 33                             | 34           | 19                           | 18         |
| Madrasah Tsanawiyah Negeri 5 Kediri Kabupaten Kediri | 38                             | 37           | 9                            | 11         |
| Madrasah Tsanawiyah Negeri 6 Kediri Kabupaten Kediri | 53                             | 42           | 7                            | 19         |
| Madrasah Tsanawiyah Negeri 7 Kediri Kabupaten Kediri | 36                             | 35           | 9                            | 11         |
| Madrasah Tsanawiyah Negeri 8 Kediri Kabupaten Kediri | 42                             | 36           | 11                           | 13         |
| Madrasah Tsanawiyah Negeri 9 Kediri Kabupaten Kediri | 9                              | 9            | -                            | 6          |
| Pengadilan Agama Kabupaten Kediri                    | 11                             | 10           | 27                           | 29         |
| Pengadilan Negeri Kabupaten Kediri                   | 37                             | 34           | 8                            | 13         |
| POLRES Kediri PNS                                    | 137                            | 129          | 10                           | 9          |
| <b>Kabupaten Kediri</b>                              | <b>1 237</b>                   | <b>1 292</b> | <b>275</b>                   | <b>328</b> |

Lanjutan Tabel/*Continued Table 2.3.6*

| Satuan Unit Kerja<br><i>Unit of Work</i>             | Suami/Istri<br><i>Husband/Wife</i> |              | Anak<br><i>Children</i> |              |
|--|------------------------------------|--------------|-------------------------|--------------|
|  | 2018                               | 2019         | 2018                    | 2019         |
| (1)  | (18)                               | (19)         | (20)                    | (21)         |
| Badan Pusat Statistik Kabupaten Kediri               | 27                                 | 29           | 43                      | 43           |
| Kantor Imigrasi Kelas III Kediri                     | 25                                 | 25           | 33                      | 33           |
| Kantor Kementerian Agama Kabupaten Kediri            | 286                                | 331          | 478                     | 547          |
| Kantor Pelayanan Pajak Pratama Pare                  | 69                                 | 66           | 109                     | 101          |
| Kantor Pertanahan Kabupaten Kediri                   | 45                                 | 40           | 63                      | 57           |
| Kejaksanaan Negeri Kabupaten Kediri                  | 25                                 | 30           | 41                      | 48           |
| KPU Kabupaten Kediri                                 | 7                                  | 13           | 11                      | 25           |
| Madrasah Aliyah Negeri 1 Kediri Kabupaten Kediri     | 21                                 | 22           | 39                      | 35           |
| Madrasah Aliyah Negeri 2 Kediri Kabupaten Kediri     | 25                                 | 31           | 43                      | 49           |
| Madrasah Aliyah Negeri 3 Kediri Kabupaten Kediri     | 30                                 | 32           | 50                      | 53           |
| Madrasah Aliyah Negeri 4 Kediri Kabupaten Kediri     | 20                                 | 24           | 32                      | 35           |
| Madrasah Aliyah Negeri 5 Kediri Kabupaten Kediri     | 16                                 | 14           | 29                      | 26           |
| Madrasah Tsanawiyah Negeri 1 Kediri Kabupaten Kediri | 33                                 | 32           | 62                      | 57           |
| Madrasah Tsanawiyah Negeri 2 Kediri Kabupaten Kediri | 29                                 | 38           | 51                      | 63           |
| Madrasah Tsanawiyah Negeri 3 Kediri Kabupaten Kediri | 23                                 | 28           | 38                      | 42           |
| Madrasah Tsanawiyah Negeri 4 Kediri Kabupaten Kediri | 36                                 | 38           | 61                      | 57           |
| Madrasah Tsanawiyah Negeri 5 Kediri Kabupaten Kediri | 29                                 | 34           | 49                      | 53           |
| Madrasah Tsanawiyah Negeri 6 Kediri Kabupaten Kediri | 33                                 | 36           | 62                      | 64           |
| Madrasah Tsanawiyah Negeri 7 Kediri Kabupaten Kediri | 29                                 | 29           | 49                      | 49           |
| Madrasah Tsanawiyah Negeri 8 Kediri Kabupaten Kediri | 35                                 | 32           | 55                      | 50           |
| Madrasah Tsanawiyah Negeri 9 Kediri Kabupaten Kediri | 5                                  | 9            | 9                       | 15           |
| Pengadilan Agama Kabupaten Kediri                    | 30                                 | 31           | 40                      | 41           |
| Pengadilan Negeri Kabupaten Kediri                   | 38                                 | 43           | 53                      | 56           |
| POLRES Kediri PNS                                    | 823                                | 821          | 1 219                   | 1 218        |
| <b>Kabupaten Kediri</b>                              | <b>1 739</b>                       | <b>1 828</b> | <b>2 719</b>            | <b>2 817</b> |

Catatan/Note: ...

Sumber/Source: Kantor Pelayanan Perbendaharaan Negara Kediri/ *Kediri State Treasury Service Office*



## 2.4 KEUANGAN PEMERINTAH GOVERNMENT FINANCE

**Tabel 2.4.1** Realisasi Pendapatan Pemerintah Kabupaten Kediri Menurut Jenis Pendapatan (ribu rupiah), 2016–2019  
*Actual Kediri Regency Government Revenues by Kind of Revenues (thousand rupiahs), 2016–2019*

| Jenis Pendapatan/ <i>Kind of Revenues</i>  | 2016                    | 2017                    |
|--|-------------------------|-------------------------|
| (1)  | (2)                     | (3)                     |
| <b>1. Pendapatan Asli Daerah (PAD)/<i>Regional Revenue</i></b>   | <b>339 113 897,82</b>   | <b>534 059 676,26</b>   |
| 1.1 Pajak Daerah/ <i>Regional Tax</i>  | 135 729 306,12          | 206 034 579,49          |
| 1.2 Retribusi Daerah/ <i>Regional Retribution</i>  | 29 143 172,33           | 31 975 864,47           |
| 1.3 Hasil Perusahaan Milik Daerah dan Pengelolaan Kekayaan Daerah yang Dipisahkan/ <i>Regional-Owned Company Revenue and Separated Management of Regional Wealth</i> | 7 737 531,39            | 8 169 396,04            |
| 1.4 Lain-lain PAD yang Sah/ <i>Other Regional Revenue</i>  | 166 503 887,99          | 287 879 836,26          |
| <b>2. Dana Perimbangan/<i>Balance Funds</i></b>  | <b>1 647 816 793,65</b> | <b>1 683 437 725,66</b> |
| 2.1 Bagi Hasil Pajak dan Bukan Pajak/ <i>Tax and Non-Tax Profit Sharing</i>  | 97 026 501,60           | 90 232 919,45           |
| 2.2 Dana Alokasi Umum/ <i>General Allocation Fund</i>  | 1 242 230 783,00        | 1 220 408 783,00        |
| 2.3 Dana Alokasi Khusus/ <i>Special Allocation Fund</i>  | 308 559 509,05          | 372 796 023,20          |
| 2.4 Transfer Pemerintah Pusat Lainnya & Provinsi/ <i>Other Central &amp; Provincial Government Transfers</i>   | -                       | -                       |
| <b>3. Lain-lain Pendapatan yang Sah/<i>Other Revenue</i></b>   | <b>408 790 759,55</b>   | <b>500 982 908,28</b>   |
| 3.1 Pendapatan Hibah/ <i>Grant</i>   | 13 425 279,00           | -                       |
| 3.2 Dana Darurat/ <i>Emergency Fund</i>  | -                       | -                       |
| 3.3 Dana Bagi Hasil Pajak dari Provinsi dan Pemerintah Daerah Lainnya/ <i>Tax Sharing Revenue from Provincial and Other Regional Governments</i>                     | 150 428 818,36          | 186 109 359,34          |
| 3.4 Dana Penyesuaian dan Otonomi Daerah/ <i>Regional Adjustment and Autonomy Fund</i>  | 218 640 097,00          | 278 633 039,00          |
| 3.5 Bantuan Keuangan dari Provinsi atau Pemerintah Daerah Lainnya/ <i>Financial Assistance from Provincial or Other Regional Governments</i>                         | 7 460 720,00            | 15 925 000,00           |
| 3.6 Lainnya/ <i>Others</i>   | 18 835 845,19           | 20 315 509,94           |
| <b>Kabupaten Kediri</b>  | <b>2 395 721 451,02</b> | <b>2 718 480 310,20</b> |

Lanjutan Tabel/Continued Table 2.4.1

| Jenis Pendapatan/Kind of Revenues  | 2018                    | 2019                    |
|--|-------------------------|-------------------------|
| (1)  | (4)                     | (5)                     |
| <b>1. Pendapatan Asli Daerah (PAD)/Regional Revenue</b>  | <b>476 905 008,82</b>   | <b>405 462 806,48</b>   |
| 1.1 Pajak Daerah/Regional Tax  | 265 267 313,67          | 182 312 000,00          |
| 1.2 Retribusi Daerah/Regional Retribution  | 32 834 519,99           | 27 976 433,13           |
| 1.3 Hasil Perusahaan Milik Daerah dan Pengelolaan Kekayaan Daerah yang Dipisahkan/Regional-Owned Company Revenue and Separated Management of Regional Wealth | 8 396 015,37            | 8 755 981,98            |
| 1.4 Lain-lain PAD yang Sah/Other Regional Revenue  | 170 407 159,79          | 186 418 391,37          |
| <b>2. Dana Perimbangan/Balance Funds</b>   | <b>1 769 048 284,69</b> | <b>1 894 349 876,92</b> |
| 2.1 Bagi Hasil Pajak dan Bukan Pajak/Tax and Non-Tax Profit Sharing  | 137 139 936,52          | 158 602 930,92          |
| 2.2 Dana Alokasi Umum/General Allocation Fund  | 1 225 331 641,00        | 1 277 196 428,00        |
| 2.3 Dana Alokasi Khusus/Special Allocation Fund  | 406 576 707,17          | 458 550 518,00          |
| 2.4 Transfer Pemerintah Pusat Lainnya & Provinsi/Other Central & Provincial Government Transfers   | -                       | -                       |
| <b>3. Lain-lain Pendapatan yang Sah/Other Revenue</b>  | <b>621 997 214,89</b>   | <b>680 369 685,44</b>   |
| 3.1 Pendapatan Hibah/Grant   | 120 022 381,06          | 135 034 925,00          |
| 3.2 Dana Darurat/Emergency Fund  | -                       | -                       |
| 3.3 Dana Bagi Hasil Pajak dari Provinsi dan Pemerintah Daerah Lainnya/Tax Sharing Revenue from Provincial and Other Regional Governments                     | 186 249 309,19          | 167 589 655,44          |
| 3.4 Dana Penyesuaian dan Otonomi Daerah/Regional Adjustment and Autonomy Fund  | 305 441 907,00          | 370 319 676,00          |
| 3.5 Bantuan Keuangan dari Provinsi atau Pemerintah Daerah Lainnya/Financial Assistance from Provincial or Other Regional Governments                         | 7 313 886,50            | 7 365 429,00            |
| 3.6 Lainnya/Others   | 2 969 731,14            | 60 000,00               |
| <b>Kabupaten Kediri</b>  | <b>2 867 950 508,39</b> | <b>2 980 182 368,83</b> |

Sumber/Source: Badan Pengelola Keuangan Dan Aset Daerah Kabupaten Kediri/ Regional Finance and Asset Management Board of Kediri Regency

**Tabel**  
**Table 2.4.2****Realisasi Belanja Pemerintah Kabupaten Kediri Menurut Jenis Belanja (ribu rupiah), 2016–2019**  
**Actual Kediri Regency Government Expenditures by Kind of Expenditures (thousand rupiahs), 2016–2019**

| Jenis Belanja<br><i>Kind of Expenditure</i>                         | 2016                    | 2017                    |
|---|-------------------------|-------------------------|
| (1)   | (2)                     | (3)                     |
| <b>1. Belanja Tidak Langsung/<i>Indirect Expenditures</i></b>       | <b>1 612 310 877,93</b> | <b>1 579 456 346,66</b> |
| 1.1 Belanja Pegawai/ <i>Personnel Expenditures</i>                  | 1 134 919 232,43        | 1 063 606 112,34        |
| 1.2 Belanja Bunga/ <i>Interest Expenditures</i>                     | 17 580,63               | -                       |
| 1.3 Belanja Subsidi/ <i>Subsidies Expenditures</i>                  | -                       | -                       |
| 1.4 Belanja Hibah/ <i>Grant Expenditures</i>                        | 34 466 390,17           | 49 239 709,19           |
| 1.5 Belanja Bantuan Sosial/ <i>Social Aid Expenditures</i>          | 16 199 608,66           | 19 878 765,13           |
| 1.6 Belanja Bagi Hasil/ <i>Sharing Fund Expenditure</i>             | 17 697 670,44           | 19 655 621,66           |
| 1.7 Belanja Bantuan Keuangan/ <i>Financial Aids Expenditures</i>    | 408 511 166,70          | 425 957 298,90          |
| 1.8 Belanja Tidak Terduga/ <i>Unpredicted Expenditures</i>          | 499 228,89              | 1 118 839,45            |
| <b>2. Belanja Langsung/<i>Direct Expenditures</i></b>               | <b>1 004 761 218,93</b> | <b>1 189 533 391,52</b> |
| 2.1 Belanja Pegawai/ <i>Personnel Expenditures</i>                  | 44 135 441,89           | 51 475 453,47           |
| 2.2 Belanja Barang dan Jasa/ <i>Goods and Services Expenditures</i> | 348 573 638,50          | 462 778 661,99          |
| 2.3 Belanja Modal/ <i>Capital Expenditure</i>                       | 612 052 138,54          | 675 279 276,06          |
| <b>Kabupaten Kediri</b>   | <b>2 617 072 096,87</b> | <b>2 768 989 738,17</b> |

Lanjutan Tabel/*Continued Table 2.4.2*

| <b>Jenis Belanja</b><br><i>Kind of Expenditure</i>                  | <b>2018</b>             | <b>2019</b>             |
|---|-------------------------|-------------------------|
| (1)   | (4)                     | (5)                     |
| <b>1. Belanja Tidak Langsung/<i>Indirect Expenditures</i></b>       | <b>1 589 169 606,00</b> | <b>1 884 740 519,18</b> |
| 1.1 Belanja Pegawai/ <i>Personnel Expenditures</i>                  | 1 041 703 642,02        | 1 165 688 339,77        |
| 1.2 Belanja Bunga/ <i>Interest Expenditures</i>                     | -                       | -                       |
| 1.3 Belanja Subsidi/ <i>Subsidies Expenditures</i>                  | -                       | -                       |
| 1.4 Belanja Hibah/ <i>Grant Expenditures</i>                        | 59 065 040,00           | 102 841 715,04          |
| 1.5 Belanja Bantuan Sosial/ <i>Social Aid Expenditures</i>          | 36 069 904,16           | 61 404 125,60           |
| 1.6 Belanja Bagi Hasil/ <i>Sharing Fund Expenditure</i>             | 27 014 554,08           | 33 717 410,85           |
| 1.7 Belanja Bantuan Keuangan/ <i>Financial Aids Expenditures</i>    | 424 372 951,60          | 504 181 148,50          |
| 1.8 Belanja Tidak Terduga/ <i>Unpredicted Expenditures</i>          | 943 514,13              | 16 907 779,42           |
| <b>2. Belanja Langsung/<i>Direct Expenditures</i></b>               | <b>1 149 138 595,11</b> | <b>1 611 721 032,00</b> |
| 2.1 Belanja Pegawai/ <i>Personnel Expenditures</i>                  | 56 649 604,05           | 97 288 153,56           |
| 2.2 Belanja Barang dan Jasa/ <i>Goods and Services Expenditures</i> | 545 365 437,53          | 702 728 419,60          |
| 2.3 Belanja Modal/ <i>Capital Expenditure</i>                       | 547 123 553,52          | 811 704 458,85          |
| <b>Kabupaten Kediri</b>   | <b>2 738 308 201,11</b> | <b>3 496 461 551,18</b> |

Catatan/Note: ...

Sumber/Source: Badan Pengelola Keuangan Dan Aset Daerah Kabupaten Kediri/ *Regional Finance and Asset Management Board of Kediri Regency*

**Tabel**  
**Table** 2.4.3

**Realisasi Pembiayaan Pemerintah Kabupaten Kediri  
Menurut Jenis Pembiayaan (ribu rupiah), 2016–2019  
Actual Kediri Regency Government Funding by Kind of  
Funding (thousand rupiahs), 2016–2019**

| Jenis Pembiayaan<br><i>Kind of Funding</i>  | 2016                  | 2017                  |
|---|-----------------------|-----------------------|
| (1)   | (2)                   | (3)                   |
| <b>1. Penerimaan Pembiayaan/ Receipt of Financing</b>   | <b>754 877 740.64</b> | <b>477 040 518.75</b> |
| 1.1 Sisa Lebih Perhitungan Anggaran Tahun Anggaran sebelumnya/ <i>Remaining Budget Calculation for the Previous Fiscal Year (SILPA)</i> | 510 816 430.98        | 473 605 797.11        |
| 1.2 Pencairan Dana Cadangan / <i>Disbursement of Reserve Funds</i>  | 241 500 000.00        | -                     |
| 1.3 Hasil Penjualan Kekayaan Daerah yang dipisahkan/ <i>Proceeds from the sale of separated regional assets</i>                         | -                     | -                     |
| 1.4 Penerimaan Pinjaman Daerah/ <i>Regional Loan Receipts</i>   | -                     | -                     |
| 1.5 Penerimaan Kembali Pemberian Pinjaman/ <i>Re-receipt of Loans</i>   | -                     | 2 415 425.92          |
| 1.6 Penerimaan Piutang Daerah/ <i>Receipt of Regional Receivables</i>   | 2 561 309.66          | 1 019 295.71          |
| <b>2. Pengeluaran Pembiayaan/ Funding Expenditures</b>  | <b>59 921 298.67</b>  | <b>1 000 000.00</b>   |
| 2.1 Pembentukan Dana Cadangan/ <i>Formation of Reserve Funds</i>  | 41 500 000.00         | -                     |
| 2.2 Penyertaan Modal (investasi) Pemerintah Daerah/ <i>Equity Participation (investment) Regional Government</i>                        | 18 225 072.60         | 1 000 000.00          |
| 2.3 Pembayaran Pokok Utang/ <i>Payment of Principal Debt</i>  | 196 226.07            | -                     |
| 2.4 Pemberian Pinjaman Daerah/ <i>Provision of Regional Loans</i>   | -                     | -                     |
| 2.5 Pengembalian Pembiayaan/ <i>Financing Refunds</i>   | -                     | -                     |
| 2.6 Pembayaran Utang/ Kewajiban Pihak ketiga/ <i>Debt Payment / Third Party Obligations</i>   | -                     | -                     |
| 2.7 Pembayaran Utang/ Kewajiban Belanja Tidak Langsung/ <i>Payment of Debt / Indirect Shopping Obligations</i>                          | -                     | -                     |
| <b>Kabupaten Kediri</b>   | <b>694 956 441.96</b> | <b>476 040 518.75</b> |
| <b>Sisa Lebih Pembiayaan Anggaran Tahun Berkenaan/ Remaining Budget Financing for the Year Concerned (SILPA)</b>                        | <b>473 605 796.11</b> | <b>425 531 090.77</b> |

Lanjutan Tabel/Continued Table 2.4.3

| Jenis Pembiayaan<br><i>Kind of Funding</i>  | 2018                  | 2019                  |
|---|-----------------------|-----------------------|
| (1)   | (4)                   | (5)                   |
| <b>1. Penerimaan Pembiayaan/ Receipt of Financing</b>   | <b>426 762 375.06</b> | <b>556 504 682.35</b> |
| 1.1 Sisa Lebih Perhitungan Anggaran Tahun Anggaran sebelumnya/ <i>Remaining Budget Calculation for the Previous Fiscal Year (SILPA)</i> | 425 531 090.77        | 556 404 682.35        |
| 1.2 Pencairan Dana Cadangan / <i>Disbursement of Reserve Funds</i>  | -                     | -                     |
| 1.3 Hasil Penjualan Kekayaan Daerah yang dipisahkan/ <i>Proceeds from the sale of separated regional assets</i>                         | -                     | -                     |
| 1.4 Penerimaan Pinjaman Daerah/ <i>Regional Loan Receipts</i>   | -                     | -                     |
| 1.5 Penerimaan Kembali Pemberian Pinjaman/ <i>Re-receipt of Loans</i>   | 1 168 125.50          | -                     |
| 1.6 Penerimaan Piutang Daerah/ <i>Receipt of Regional Receivables</i>   | 63 158.80             | 100 000.00            |
| <b>2. Pengeluaran Pembiayaan/ Funding Expenditures</b>  | <b>-</b>              | <b>40 225 500.00</b>  |
| 2.1 Pembentukan Dana Cadangan/ <i>Formation of Reserve Funds</i>  | -                     | 40 000 000.00         |
| 2.2 Penyertaan Modal (investasi) Pemerintah Daerah/ <i>Equity Participation (investment) Regional Government</i>                        | -                     | 225 500.00            |
| 2.3 Pembayaran Pokok Utang/ <i>Payment of Principal Debt</i>  | -                     | -                     |
| 2.4 Pemberian Pinjaman Daerah/ <i>Provision of Regional Loans</i>   | -                     | -                     |
| 2.5 Pengembalian Pembiayaan/ <i>Financing Refunds</i>   | -                     | -                     |
| 2.6 Pembayaran Utang/ Kewajiban Pihak ketiga/ <i>Debt Payment / Third Party Obligations</i>   | -                     | -                     |
| 2.7 Pembayaran Utang/ Kewajiban Belanja Tidak Langsung/ <i>Payment of Debt / Indirect Shopping Obligations</i>                          | -                     | -                     |
| <b>Kabupaten Kediri</b>   | <b>426 762 375.06</b> | <b>516 279 182.35</b> |
| <b>Sisa Lebih Pembiayaan Anggaran Tahun Berkenaan/ Remaining Budget Financing for the Year Concerned (SILPA)</b>                        | <b>556 404 682.35</b> | <b>-</b>              |

Catatan/Note: ...

Sumber/Source: Badan Pengelola Keuangan Dan Aset Daerah Kabupaten Kediri/ *Regional Finance and Asset Management Board of Kediri Regency*

**Tabel**  
**Table** 2.4.4

**Perkembangan Realisasi Penerimaan Pajak Bumi dan Bangunan di Kabupaten Kediri Menurut Bulan Kalender (ribu rupiah), 2018-2019**  
**Development of Realization of Land and Building Tax Revenue in Kediri Regency by Calendar Month (thousand rupiah), 2018-2019**

| Bulan<br>Month          | APBD              |                   | APBN              |          | BPHTB              |                   |
|-------------------------|-------------------|-------------------|-------------------|----------|--------------------|-------------------|
|                         | 2018              | 2019              | 2018              | 2019     | 2018               | 2019              |
| (1)                     | (2)               | (3)               | (4)               | (5)      | (6)                | (7)               |
| Januari/ January        | 3 272             | 128 644           | -                 | -        | 753 799            | 769 598           |
| Februari/ February      | 9 451 530         | 6 721 750         | 928 420           | -        | 1 387 640          | 1 633 105         |
| Maret/ March            | 10 838 451        | 8 561 862         | -                 | -        | 3 091 350          | 2 360 592         |
| April/ April            | 10 745 751        | 8 412 983         | 1 952 139         | -        | 2 502 647          | 2 873 848         |
| Mei/ May                | 10 927 133        | 10 821 493        | -                 | -        | 18 666 144         | 4 184 654         |
| Juni/ June              | 4 442 430         | 13 187 199        | -                 | -        | 1 295 996          | 1 960 447         |
| Juli/ July              | 23 174 504        | 25 708 465        | -                 | -        | 2 041 196          | 4 872 026         |
| Agustus/ August         | 2 799 212         | 2 689 655         | 2 696 058         | -        | 2 773 033          | 3 474 607         |
| September/ September    | 536 224           | 420 220           | 2 519 928         | -        | 2 060 179          | 3 683 568         |
| Oktober/ October        | 251 889           | 302 413           | 1 683 654         | -        | 3 007 021          | 4 828 767         |
| Nopember/ November      | 55 301            | 296 558           | 505 340           | -        | 2 826 310          | 3 697 328         |
| Desember/ December      | 93 663            | 129 524           | 5 717 926         | -        | 81 126 677         | 7 000 000         |
| <b>Kabupaten Kediri</b> | <b>73 319 359</b> | <b>77 380 766</b> | <b>16 003 465</b> | <b>-</b> | <b>121 531 992</b> | <b>41 338 540</b> |

Catatan/Note: APBD = Anggaran Pendapatan dan Belanja Daerah/ Regional Revenue and Expenditures Budget

APBN = Anggaran Pendapatan dan Belanja Negara/ State budget

BPHTB = Bea Perolehan Hak Atas Tanah/ Land Acquisition Fees

Sumber/Source: Badan Pendapatan Daerah Kabupaten Kediri/ Kediri Regency Revenue Board

**Tabel**  
**Table 2.4.5**

**Rencana dan Realisasi Penerimaan Pajak Bumi dan Bangunan di Kabupaten Kediri (ribu rupiah), 2011-2019**  
**Plan and Realization of Land and Building Tax Receipts in Kediri Regency (thousand rupiahs), 2011-2019**

| Tahun<br>Years                                 | APBD       | APBN       | BPHTB       |
|--|------------|------------|-------------|
| (1)  | (2)        | (3)        | (4)         |
| <b>Rencana Penerimaan/ Acceptance Plan :</b>   |            |            |             |
| 2019   | 76 500 000 | -          | 35 375 000  |
| 2018   | 70 000 000 | 17 570 796 | 40 000 000  |
| 2017   | 68 500 000 | 17 210 967 | 37 500 000  |
| 2016   | 64 000 000 | 16 851 138 | 13 000 000  |
| 2015   | 62 000 000 | 24 966 790 | 10 900 000  |
| 2014   | 57 250 000 | 29 101 073 | 9 000 000   |
| 2013   | 48 000 000 | 21 270 850 | 8 000 000   |
| 2012   | 24 589 463 | 54 440 596 | 8 600 000   |
| 2011   | 25 137 854 | 52 975 000 | 5 000 000   |
| <b>Realisasi Penerimaan/ Actual Receipts :</b> |            |            |             |
| 2019   | 77 380 766 | -          | 41 730 579  |
| 2018   | 73 319 359 | 16 003 465 | 121 531 992 |
| 2017   | 70 174 904 | 12 444 491 | 73 348 221  |
| 2016   | 65 461 133 | 19 150 162 | 19 555 967  |
| 2015   | 62 340 223 | 20 908 959 | 15 736 865  |
| 2014   | 58 847 993 | 21 325 088 | 10 376 852  |
| 2013   | 51 397 456 | 29 101 073 | 9 798 776   |
| 2012   | 42 183 309 | 61 305 386 | 17 266 764  |
| 2011   | 36 877 133 | 60 023 208 | 7 525 394   |

Catatan/Note: APBD = Anggaran Pendapatan dan Belanja Daerah/ Regional Revenue and Expenditures Budget

APBN = Anggaran Pendapatan dan Belanja Negara/ State budget

BPHTB = Bea Perolehan Hak Atas Tanah/ Land Acquisition Fees

Sumber/Source: Badan Pendapatan Daerah Kabupaten Kediri/ Kediri Regency Revenue Board

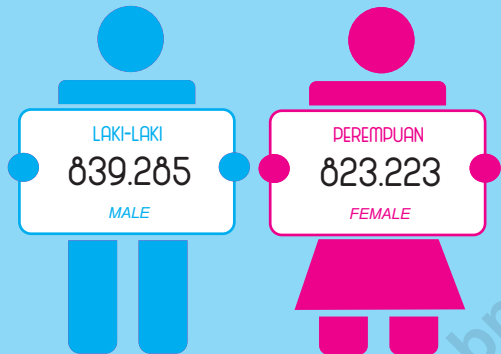


# PENDUDUK DAN KETENAGAKERJAAN

## Population and Employment

BAB  
CHAPTER

3



### Penduduk Kabupaten Kediri berdasar Jenis Kelamin, 2019

Population of Kediri Regency by Sex, 2019

### Tingkat Kepadatan Penduduk Kabupaten Kediri, 2019

Population Density of Kediri Regency, 2019

#### Kecamatan dengan kepadatan penduduk tertinggi

Subdistricts with the densest population

**Kec. Ngasem**

**3.487**

**Jiwa** per Km<sup>2</sup>  
people



#### Kecamatan dengan kepadatan penduduk terendah

Subdistricts with lowest density population

**Kec. Ngancar**

**540**

**Jiwa** per Km<sup>2</sup>  
people



**PENJELASAN TEKNIS****TECHNICAL NOTES**

1. Sumber utama data kependudukan adalah sensus penduduk yang dilaksanakan setiap sepuluh tahun sekali. Sensus penduduk telah dilaksanakan sebanyak enam kali sejak Indonesia merdeka, yaitu tahun 1961, 1971, 1980, 1990, 2000, dan 2010. Di dalam sensus penduduk, pencacahan dilakukan terhadap seluruh penduduk yang berdomisili di wilayah teritorial Indonesia termasuk warga negara asing kecuali anggota korps diplomatik negara sahabat beserta keluarganya. Metode pengumpulan data dalam sensus dilakukan dengan wawancara antara petugas sensus dengan responden dan juga melalui sensus online. Pencatatan penduduk menggunakan konsep *usual residence*, yaitu konsep di mana penduduk biasa bertempat tinggal. Bagi penduduk yang bertempat tinggal tetap dicacah di mana mereka biasa tinggal, sedangkan untuk penduduk yang tidak bertempat tinggal tetap dicacah di tempat di mana mereka ditemukan petugas sensus pada malam 'Hari Sensus'. Termasuk penduduk yang tidak bertempat tinggal tetap adalah tuna wisma, awak kapal berbendera Indonesia, penghuni perahu/rumah apung, masyarakat terpencil/ terasing, dan pengungsi. Bagi mereka

1. *The main source of demographic data is population census, which is conducted every ten years. Population Census has been conducted six times since Indonesia's independence: 1961, 1971, 1980, 1990, 2000, and 2010. The population census enumerates all residents who domicile in the entire territory of Indonesia including foreign citizens except the diplomatic corps members and their families. The method of data collection in a population census involves interviewing respondents and conducting census online. Enumeration of the population uses the concept of "usual residence", which is the concept of "places where people usually live". De jure was applied to the permanent residents, while de facto was applied to non-permanent residents. The permanent residents were enumerated in place where they normally live, the non-permanent residents were enumerated where they were found by the enumerators, on the night of 'Census Date'. The non permanent residents include homeless people, ship crew, boat people, remote area community, and internally displaced persons. Those who had permanent residence and had been travelling away from their home for six months or more were not enumerated in their permanent*

yang mempunyai tempat tinggal tetap dan sedang bepergian ke luar wilayah lebih dari enam bulan, tidak dicacah di tempat tinggalnya, tetapi dicacah di tempat tujuannya. Untuk tahun yang tidak dilaksanakan sensus penduduk, data kependudukan diperoleh dari hasil proyeksi penduduk. Proyeksi penduduk merupakan suatu perhitungan ilmiah yang didasarkan pada asumsi dari komponen-komponen perubahan penduduk, yaitu kelahiran, kematian, dan migrasi. Proyeksi penduduk Indonesia 2010–2035 menggunakan data dasar penduduk hasil SP2010.

*place, but in the place where they were during the census. For the periods where the population census is not conducted, population projection is done to estimate population during those years. The population projection is an estimate based on the demographic components, such as birth, death, and migration. Indonesia's 2010–2035 population projection used the 2010 Population Census as the base population.*

2. Penduduk Indonesia adalah semua orang yang berdomisili di wilayah teritorial Indonesia selama 6 bulan atau lebih dan atau mereka yang berdomisili kurang dari 6 bulan tetapi bertujuan menetap.
3. Laju pertumbuhan penduduk adalah angka yang menunjukkan persentase pertambahan penduduk dalam jangka waktu tertentu.
4. Kepadatan penduduk adalah rasio banyaknya penduduk per kilometer persegi.
5. Rasio jenis kelamin adalah perbandingan antara penduduk

2. *The population of Indonesia are all residents of the entire territory of Indonesia who have stayed for six months or longer, and those who intended to stay more than six months even though their length of stay is less than six months.*
3. *The growth rate of population is the number that show percentage of population growth within a specified period.*
4. *Population density is ratio of population per square kilometer.*
5. *Sex ratio is the ratio of male population to female population*

laki-laki dan penduduk perempuan pada suatu wilayah dan waktu tertentu. Biasanya dinyatakan dengan banyaknya penduduk laki-laki untuk 100 penduduk perempuan.

*in a given area and time, usually expressed as the number of males for every 100 females.*

6. Distribusi penduduk adalah pola persebaran penduduk di suatu wilayah, baik berdasarkan batas-batas geografis maupun berdasarkan batas-batas administrasi pemerintahan.

6. *Population distribution is the pattern of population distribution in an area, either by geographic boundaries or by government administrative boundaries.*

7. Komposisi penduduk adalah pola persebaran penduduk menurut karakteristiknya, contoh: penduduk menurut kelompok umur, penduduk menurut jenis kelamin

7. *Population composition is the pattern of population distribution by its characteristics, example: population by age group, population by sex*

8. Rumah tangga adalah seseorang atau sekelompok orang yang mendiami sebagian atau seluruh bangunan fisik/sensus dan biasanya tinggal bersama serta pengelolaan makan dari satu dapur. Yang dimaksud makan dari satu dapur adalah jika pengurusan kebutuhan sehari-harinya dikelola bersama-sama menjadi satu.

8. *Household is an individual or group of people living in a physical/census building unit or part of it and usually commit on a common provision for food and other essentials of living. Common provision for food means one organising daily needs for all of household members.*

9. Anggota rumah tangga adalah semua orang yang biasanya bertempat tinggal di suatu rumah tangga, baik yang berada di rumah pada waktu pencacahan maupun yang sementara tidak ada.

9. *Household member are those who usually lives in a household regardless of their location at the time of enumeration.*

10. Rata-rata anggota rumah tangga adalah angka yang menunjukkan rata-rata jumlah anggota rumah tangga per rumah tangga.
  11. Penduduk usia kerja adalah penduduk yang berumur 15 tahun ke atas.
  12. Angkatan kerja adalah penduduk usia kerja (15 tahun ke atas) yang bekerja, punya pekerjaan namun sementara tidak bekerja, dan pengangguran.
  13. Bekerja adalah kegiatan ekonomi yang dilakukan oleh seseorang dengan maksud memperoleh atau membantu memperoleh pendapatan atau keuntungan dan lamanya bekerja paling sedikit 1 jam secara terus menerus dalam seminggu yang lalu (termasuk pekerja keluarga tanpa upah yang membantu dalam suatu usaha/ kegiatan ekonomi).
  14. Jumlah jam kerja seluruhnya adalah jumlah jam kerja yang digunakan untuk bekerja (tidak termasuk jam kerja istirahat resmi dan jam kerja yang digunakan untuk hal-hal di luar pekerjaan).
  15. Lapangan usaha adalah bidang kegiatan dari pekerjaan/tempat bekerja di mana seseorang bekerja. Klasifikasi lapangan usaha mengikuti Klasifikasi Baku
10. *Average household size is the average number of household members per household.*
  11. *Working age population is persons of 15 years and over.*
  12. *Labor force or economically active are persons of 15 years and over, who in the previous week were working, temporarily absent from work but having jobs, and unemployment.*
  13. *Working is economic activity conducted by a person and intended to earn income by doing work or helping to do work at least one hour continuously during the reference week (including unpaid family worker/s for any economic activity).*
  14. *Total working hours is the total hours spent by an employee to perform all jobs (excluding the time used for other activities which are not classified as work).*
  15. *Industry is field of a person's activity or establishment. The classification of industries follows the Indonesia Standard Industrial Classification (KBLI) in one digit.*

Lapangan Usaha Indonesia (KBLI) dalam 1 digit.

- |  |   |
|--|---|
| <p>16. Status pekerjaan adalah kedudukan seseorang dalam unit usaha/kegiatan dalam melakukan pekerjaan.</p>  | <p>16. <i>Employment status is the status of a person at his place of work or establishment where he was employed.</i></p>  |
| <p>17. Berusaha sendiri tanpa dibantu orang lain adalah bekerja atau berusaha dengan menanggung risiko secara ekonomis, yaitu dengan tidak kembalinya ongkos produksi yang telah dikeluarkan dalam rangka usahanya tersebut, serta tidak menggunakan pekerja dibayar maupun pekerja tak dibayar, termasuk yang sifat pekerjaannya memerlukan teknologi atau keahlian khusus.</p> | <p>17. <i>Own-account worker is a person who works at his own risk without assisted by paid per mount worker or unpaid worker include technical job or skill job.</i></p>     |
| <p>18. Berusaha dibantu buruh tidak tetap/buruh tidak dibayar adalah bekerja atau berusaha atas risiko sendiri, dan menggunakan buruh/pekerja tak dibayar dan atau buruh/pekerja tidak tetap.</p>  | <p>18. <i>Employer assisted by temporary workers/unpaid worker is a person who works at his own risk and assisted by temporary worker/unpaid worker.</i></p>                  |
| <p>19. Berusaha dibantu buruh tetap/buruh dibayar adalah berusaha atas risiko sendiri dan mempekerjakan paling sedikit satu orang buruh/pekerja tetap yang dibayar.</p>  | <p>19. <i>Employer assisted by permanent workers/paid workers is a person who does his business at her/his own risk at least one assisted by paid permanent worker.</i></p>   |
| <p>20. Buruh/ karyawan/ pegawai adalah seseorang yang bekerja pada orang lain atau instansi/ kantor/ perusahaan secara tetap dengan menerima upah/gaji baik</p>  | <p>20. <i>Employee is a person who work permanently for other people or institution/office/ company and gains some money/cash or goods as wage/salary. Labor who have</i></p> |

berupa uang maupun barang. Buruh yang tidak mempunyai majikan tetap, tidak digolongkan sebagai buruh/karyawan, tetapi sebagai pekerja bebas. Seseorang dianggap memiliki majikan tetap jika memiliki 1 (satu) majikan (orang/rumah tangga) yang sama dalam sebulan terakhir, khusus pada sektor bangunan batasannya tiga bulan. Apabila majikannya instansi/lembaga, boleh lebih dari satu.

*no permanent employer is not categorized as a laborer/ worker/ employee but casual worker. A laborer in general is considered to have a permanent employer if he has the same employer during the past month, particularly for building construction sector is 3 months. If the employer is an institution, more than 1 (one) employer is allowed.*

21. Pekerja bebas adalah seseorang yang bekerja pada orang lain/ majikan/institusi yang tidak tetap (lebih dari 1 majikan dalam sebulan terakhir) di usaha pertanian baik berupa usaha rumah tangga maupun bukan usaha rumah tangga, ataupun di nonpertanian atas dasar balas jasa dengan menerima upah atau imbalan baik berupa uang maupun barang, dan baik dengan sistem pembayaran harian maupun borongan

21. *Casual employee is a person who does not work permanently for other people/employer/ institution (more than 1 employer during the last 1 month) in agricultural sector, either home industry or not home industry, or in non-agricultural sector based on remuneration paid with money or goods, and based on daily or contact payment system.*

22. Pekerja tak dibayar adalah seseorang yang bekerja membantu usaha untuk memperoleh penghasilan/ keuntungan yang dilakukan oleh salah seorang anggota rumah tangga atau bukan anggota rumah tangga tanpa mendapat upah/gaji baik berupa uang maupun barang.

22. *Unpaid worker is a person who intended to work without pay either with money or good, in an establishment run by other members of the family, relative or neighbour.*



**ULASAN****DESCRIPTION****Penduduk**

1. Berdasarkan catatan dari Dinas Kependudukan dan Pencatatan Sipil Kabupaten Kediri, jumlah penduduk tahun 2019 sebanyak 1.662.508 jiwa yang terdiri atas 839.285 jiwa penduduk laki-laki dan 823.223 jiwa penduduk perempuan. Dibandingkan dengan angka tahun 2018, penduduk Kabupaten Kediri mengalami pertumbuhan sebesar 0,79 persen.
2. Dari 26 kecamatan yang ada, pertumbuhan penduduk Kecamatan Tarokan adalah yang paling besar, yaitu 2,16 persen. Sementara itu rasio jenis kelamin tahun 2019 penduduk laki-laki terhadap penduduk perempuan sebesar 101,95.
3. Kepadatan penduduk di Kabupaten Kediri tahun 2019 mencapai 1.211 jiwa/km<sup>2</sup>. Kecamatan Ngasem merupakan kecamatan terpadat dengan angka kepadatan penduduk 3.487 jiwa/km<sup>2</sup>.
4. Penduduk Kabupaten Kediri berdasarkan proyeksi penduduk tahun 2019 sebanyak 1.574.272 jiwa yang terdiri atas 790.210 jiwa penduduk laki-laki dan 784.062 jiwa penduduk perempuan.

**Population**

1. *Based on records from the Department of Population and Civil Registration of Kediri Regency, the total population in 2019 was 1,662,508 people consisting of 839,285 male residents and 823,223 female residents. Compared to the 2018 figures, the population of Kediri Regency experienced a growth of 0.79 percent.*
2. *Of the 26 sub-districts available, the population growth of the Tarokan District is the largest, at 2.16 percent. Meanwhile the sex ratio in 2019 male population to female population is 101.95.*
3. *Population density in Kediri Regency in 2019 reached 1,211 people / km<sup>2</sup>. Ngasem District is the most populous sub-district with a population density of 3,487 people / km<sup>2</sup>.*
4. *The population of Kediri Regency based on the projected population in 2019 of 1,574,272 inhabitants consisting of 790,210 inhabitants of the male population and 784,062 inhabitants of the female population.*

5. Berdasarkan kelompok usia, komposisi penduduk Kabupaten Kediri tahun 2019 terdiri atas 24,47 persen penduduk berusia 0-14 tahun, 58,59 persen berusia 15-54 tahun, dan 16,93 persen berusia 55 tahun ke atas.
5. *By age group, the population composition of Kediri Regency in 2019 consisted of 24.47 percent of the population aged 0-14 years, 58.59 percent aged 15-54 years, and 16.93 percent aged 55 years and over.*

### **Ketenagakerjaan**

6. Pada tahun 2019, lapangan usaha di bidang jasa merupakan lapangan usaha yang banyak digeluti masyarakat di Kabupaten Kediri yakni sebesar 41,35 persen.
6. *In 2019, the business sector in the service sector was a business field that was mostly cultivated by the community in Kediri Regency which was 41.35 percent.*
7. Jumlah penduduk usia kerja Kabupaten Kediri pada Agustus 2019 sebesar 1.217.875 orang, naik 0,77 persen dibandingkan tahun sebelumnya yaitu pada Agustus 2018 sebesar 1.208.769 orang.
7. *The total working age population of Kediri Regency in August 2019 was 1,217,875 people, up 0.77 percent compared to the previous year, namely in August 2018 amounting to 1,208,769 people.*
8. Sedang jumlah penduduk yang bekerja sebesar 840.053 orang, naik 2,65 persen dibandingkan dengan keadaan Agustus 2018 (818.385 orang).
8. *While the number of employed population is 840,053 people, up 2.65 percent compared to the situation in August 2018 (818,385 people).*
9. Sementara itu jumlah pengangguran terbuka pada Agustus 2019 mencapai 32.104 orang turun sebesar 7,76 persen jika dibandingkan keadaan Agustus 2018 (34.807 orang) dengan Tingkat Pengangguran Terbuka (TPT) Kabupaten Kediri 3,68 persen, mengalami penurunan sebesar 0,57 persen dibandingkan TPT Agustus 2018 yang sebesar 4,25 persen.
9. *Meanwhile the number of open unemployment in August 2019 reached 32,104 people, down by 7.76 percent when compared to the situation in August 2018 (34,807 people) with the Open Unemployment Rate (TPT) of Kediri Regency 3.68 percent, a decrease of 0.57 percent compared to August TPT 2018 which amounted to 4.25 percent.*

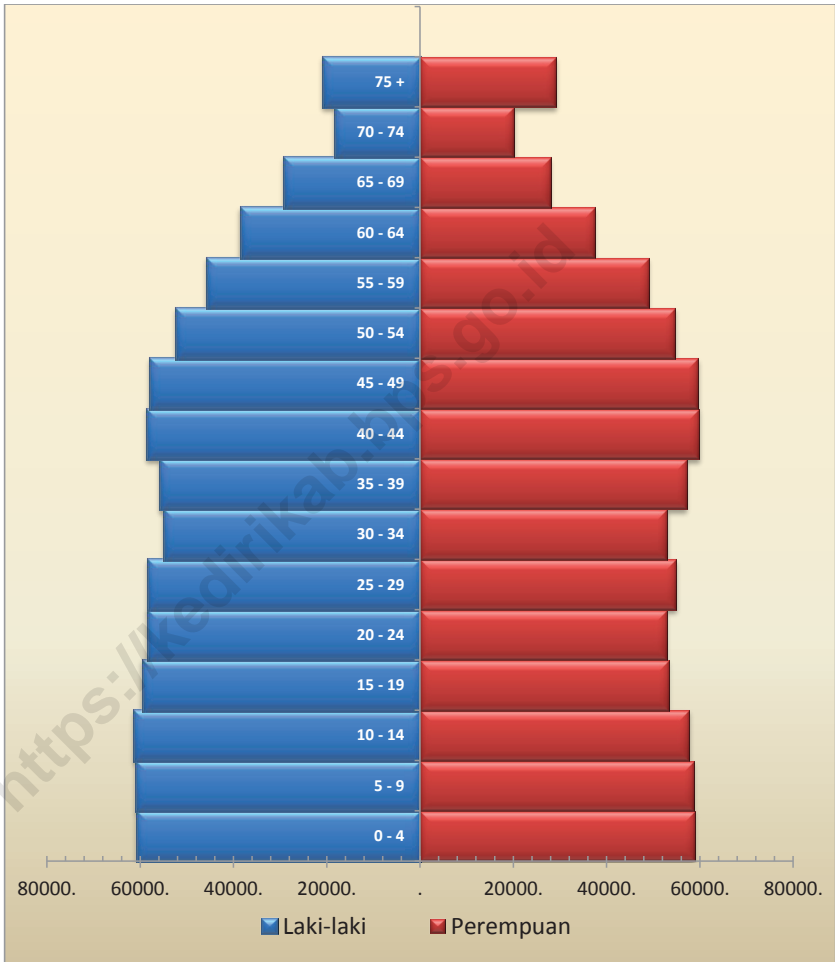
### **Employment**

10. Angkatan kerja yang bekerja di Kabupaten Kediri sebagian besar adalah Buruh/Karyawan atau Pegawai mencapai 268.5011 orang di tahun 2019 mengalami penurunan 10,41 persen dibandingkan tahun 2018, kemudian yang kedua status pekerjaan Berusaha sendiri sebanyak 165.003 orang mengalami kenaikan 15,77 persen dibandingkan tahun 2018, sedangkan posisi ketiga status pekerjaan pekerja bebas sebanyak 155.606 orang.

10. *The labor force employed in Kediri Regency were mostly Laborers / Employees or Employees reaching 268,5011 people in 2019 experiencing a decrease of 10.41 percent compared to 2018, then the second employment status Self-employment as many as 165,003 people experienced an increase of 15.77 percent compared to 2018 while the third position is the free employment status of 155,606 people.*

<https://kedirikab.bps.go.id>

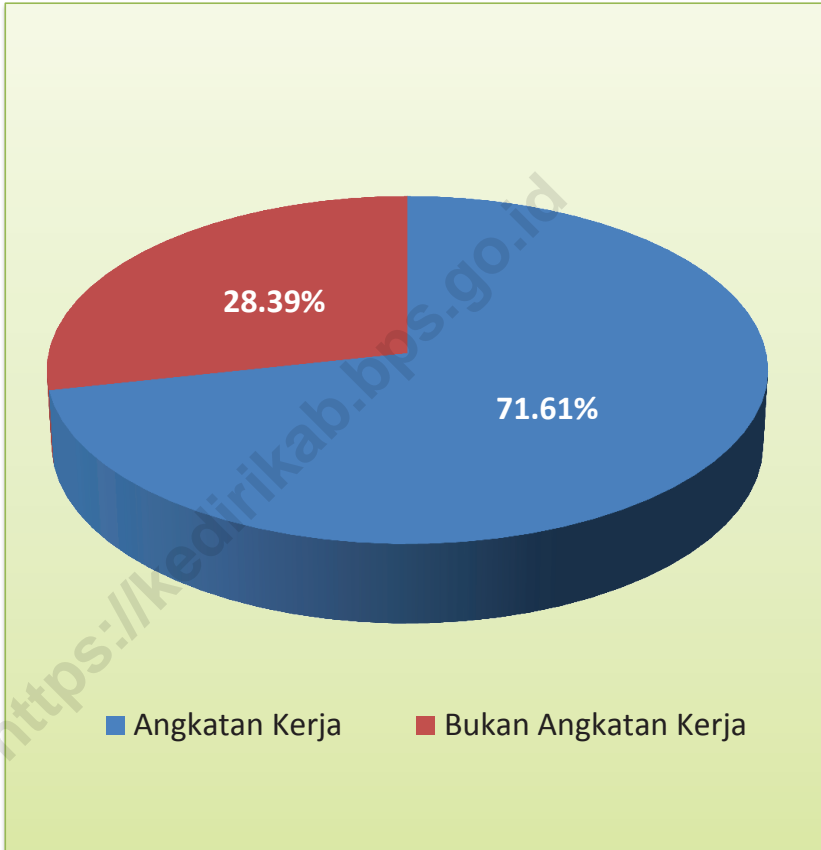
**Gambar 3.1** Piramida Penduduk Kabupaten Kediri, 2019  
**Figures 3.1** Pyramid Residents of Kediri Regency, 2019



Sumber/Source: Proyeksi penduduk Kabupaten Kediri 2010-2035

**Gambar 3.2**  
**Figures**

**Penduduk Berumur 15 Tahun Keatas Kabupaten Kediri menurut Kategori, 2019**  
*Population Aged 15 Years and Over in Kediri Regency by Category, 2019*



Sumber/Source : BPS, Survei Angkatan Kerja Nasional (Sakernas) Agustus/BPS-Statistics Indonesia, August National Labor Force Survey

### 3.1 PENDUDUK POPULATION

**Tabel 3.1.1 Penduduk, Laju Pertumbuhan Penduduk per Tahun, Distribusi Persentase Penduduk, Kepadatan Penduduk, Rasio Jenis Kelamin Penduduk Kabupaten Kediri Menurut Kecamatan, 2019**  
*Population, Annual Population Growth Rate, Percentage Distribution of Population, Population Density, and Population Sex Ratio in Kediri Regency by Subdistrict, 2019*

| Kecamatan<br>Subdistrict                       | Penduduk (ribu)<br>Population (thousand) | Laju Pertumbuhan Penduduk per<br>Tahun 2018–2019<br>Annual Population Growth Rate (%)<br>2018–2019 |
|--|--|--|
| (1)  | (2)                                      | (3)  |
| [010] Mojo                                     | 78.97                                    | 1.09   |
| [020] Semen                                    | 53.56                                    | 0.95   |
| [030] Ngadiluwih                               | 80.43                                    | 0.42   |
| [040] Kras                                     | 64.71                                    | 0.56   |
| [050] Ringinrejo                               | 58.23                                    | 0.97   |
| [060] Kandat                                   | 63.89                                    | 1.07   |
| [070] Wates                                    | 93.14                                    | 0.39   |
| [080] Ngancar                                  | 50.75                                    | 1.05   |
| [090] Plosoklaten                              | 75.52                                    | 0.82   |
| [100] Gurah                                    | 84.02                                    | 0.05   |
| [110] Puncu                                    | 64.57                                    | 1.12   |
| [120] Kepung                                   | 86.09                                    | 1.06   |
| [130] Kandangan                                | 52.38                                    | 0.30   |
| [140] Pare                                     | 106.48                                   | 0.68   |
| [141] Badas                                    | 68.13                                    | 1.01   |
| [150] Kunjang                                  | 38.76                                    | 0.80   |
| [160] Plemahan                                 | 62.50                                    | 0.85   |
| [170] Purwoasri                                | 62.90                                    | -0.04  |
| [180] Papar                                    | 55.23                                    | 0.83   |
| [190] Pagu                                     | 40.72                                    | 0.28   |
| [191] Kayenkidul                               | 48.92                                    | 0.54   |
| [200] Gampengrejo                              | 34.52                                    | 1.12   |
| [201] Ngasem                                   | 65.21                                    | 0.75   |
| [210] Banyakan                                 | 59.67                                    | 1.04   |
| [220] Grogol                                   | 48.69                                    | 1.24   |
| [230] Tarokan                                  | 64.51                                    | 2.16   |
| <b>Kabupaten Kediri</b>                        |  |  |
| Hasil Registrasi/Registration Result           | <b>1 662,51</b>                          | <b>0,79</b>  |
| Hasil Proyeksi <sup>1</sup> /Projection Result | <b>1 574,27</b>                          | <b>0,39</b>  |

Lanjutan Tabel/*Continued Table 3.1.1*

| Kecamatan<br><i>Subdistrict</i>                         | Persentase Penduduk<br><i>Percentage of Total Population</i> | Kepadatan Penduduk per km <sup>2</sup><br><i>Population Density per sq.km</i> |
|---|--|---|
| (1)   | (7)  | (8)   |
| [010] Mojo  | 4,75   | 769   |
| [020] Semen   | 3,22   | 666   |
| [030] Ngadiluwih  | 4,84   | 1 922   |
| [040] Kras  | 3,89   | 1 444   |
| [050] Ringinrejo  | 3,50   | 1 379   |
| [060] Kandat  | 3,84   | 1 230   |
| [070] Wates   | 5,60   | 1 284   |
| [080] Ngancar   | 3,05   | 540   |
| [090] Plosoklaten                                       | 4,54   | 852   |
| [100] Gurah   | 5,05   | 1 653   |
| [110] Puncu   | 3,88   | 946   |
| [120] Kepung  | 5,18   | 815   |
| [130] Kandangan   | 3,15   | 1 257   |
| [140] Pare  | 6,41   | 2 256   |
| [141] Badas   | 4,10   | 1 738   |
| [150] Kunjang   | 2,33   | 1 293   |
| [160] Plemahan  | 3,76   | 1 305   |
| [170] Purwoasri   | 3,78   | 1 480   |
| [180] Papar   | 3,32   | 2 239   |
| [190] Pagu  | 2,45   | 1 651   |
| [191] Kayenkidul  | 2,94   | 1 368   |
| [200] Gampengrejo                                       | 2,08   | 1 735   |
| [201] Ngasem  | 3,92   | 3 487   |
| [210] Banyakan  | 3,59   | 799   |
| [220] Grogol  | 2,93   | 1 411   |
| [230] Tarokan   | 3,88   | 1 367   |
| <b>Kabupaten Kediri</b>                                 |  |   |
| Hasil Registrasi/ <i>Registration Result</i>            | <b>100,00</b>  | <b>1 211</b>  |
| Hasil Proyeksi <sup>1)</sup> / <i>Projection Result</i> | <b>100,00</b>  | <b>1 136</b>  |

Lanjutan Tabel/Continued Table 3.1.1

| Kecamatan<br>Subdistrict                       | Rasio Jenis Kelamin<br>Population Sex Ratio |               |
|--|---|---------------|
|  | 2018  | 2019          |
| (1)  | (11)  | (12)          |
| [010] Mojo                                     | 104,28                                      | 104,49        |
| [020] Semen                                    | 103,14                                      | 103,38        |
| [030] Ngadiluwih                               | 100,54                                      | 100,61        |
| [040] Kras                                     | 100,14                                      | 100,11        |
| [050] Ringinrejo                               | 103,16                                      | 102,98        |
| [060] Kandat                                   | 100,58                                      | 100,53        |
| [070] Wates                                    | 101,33                                      | 101,36        |
| [080] Ngancar                                  | 102,29                                      | 102,43        |
| [090] Plosoklaten                              | 102,36                                      | 102,22        |
| [100] Gurah                                    | 101,18                                      | 100,98        |
| [110] Puncu                                    | 102,99                                      | 103,29        |
| [120] Kepung                                   | 104,13                                      | 104,11        |
| [130] Kandangan                                | 102,29                                      | 102,21        |
| [140] Pare                                     | 100,78                                      | 100,70        |
| [141] Badas                                    | 103,79                                      | 103,70        |
| [150] Kunjang                                  | 101,00                                      | 100,89        |
| [160] Plemahan                                 | 100,97                                      | 101,22        |
| [170] Purwoasri                                | 99,47                                       | 99,49         |
| [180] Papar                                    | 100,55                                      | 100,48        |
| [190] Pagu                                     | 100,89                                      | 100,76        |
| [191] Kayenkidul                               | 100,40                                      | 100,71        |
| [200] Gampengrejo                              | 102,49                                      | 103,08        |
| [201] Ngasem                                   | 100,49                                      | 100,65        |
| [210] Banyakan                                 | 102,75                                      | 103,14        |
| [220] Grogol                                   | 103,09                                      | 103,69        |
| [230] Tarokan                                  | 104,30                                      | 104,16        |
| <b>Kabupaten Kediri</b>                        |   |               |
| Hasil Registrasi/Registration Result           | <b>101,89</b>                               | <b>101,95</b> |
| Hasil Proyeksi <sup>1</sup> /Projection Result | <b>100,76</b>                               | <b>100,78</b> |

Catatan/Note: <sup>1</sup>Data dari Hasil Proyeksi Penduduk Indonesia 2010–2035 (Pertengahan tahun/Juni)/Data from the result of Indonesia Population Projection 2010–2035 (mid year/June)

Sumber/Source: Dinas Kependudukan dan Pencatatan Sipil Kabupaten Kediri/Population and Civil Registration Agency of Kediri Regency



**Tabel**  
**Table** 3.1.2

**Penduduk Kabupaten Kediri Menurut Kecamatan dan Jenis Kelamin, 2018-2019**  
*Population in Kediri Regency by Subdistrict and Gender, 2018-2019*

| Kecamatan<br>Subdistrict             | Laki-laki<br>Male |                | Perempuan<br>Female |                | Jumlah<br>Total  |                  |
|--------------------------------------|-------------------|----------------|---------------------|----------------|------------------|------------------|
|                                      | 2018              | 2019           | 2018                | 2019           | 2018             | 2019             |
| (1)                                  | (2)               | (3)            | (4)                 | (5)            | (6)              | (7)              |
| [010] Mojo                           | 39 875            | 40 351         | 38 238              | 38 616         | 78 113           | 78 967           |
| [020] Semen                          | 26 938            | 27 225         | 26 118              | 26 336         | 53 056           | 53 561           |
| [030] Ngadiluwih                     | 40 153            | 40 337         | 39 939              | 40 094         | 80 092           | 80 431           |
| [040] Kras                           | 32 198            | 32 374         | 32 152              | 32 337         | 64 350           | 64 711           |
| [050] Ringinrejo                     | 29 282            | 29 541         | 28 385              | 28 686         | 57 667           | 58 227           |
| [060] Kandat                         | 31 695            | 32 027         | 31 512              | 31 859         | 63 207           | 63 886           |
| [070] Wates                          | 46 693            | 46 883         | 46 080              | 46 256         | 92 773           | 93 139           |
| [080] Ngancar                        | 25 397            | 25 681         | 24 829              | 25 072         | 50 226           | 50 753           |
| [090] Plosoklaten                    | 37 891            | 38 175         | 37 018              | 37 345         | 74 909           | 75 520           |
| [100] Gurah                          | 42 235            | 42 214         | 41 743              | 41 803         | 83 978           | 84 017           |
| [110] Puncu                          | 32 398            | 32 806         | 31 457              | 31 762         | 63 855           | 64 568           |
| [120] Kepung                         | 43 459            | 43 913         | 41 736              | 42 181         | 85 195           | 86 094           |
| [130] Kandangan                      | 26 406            | 26 475         | 25 815              | 25 903         | 52 221           | 52 378           |
| [140] Pare                           | 53 091            | 53 429         | 52 679              | 53 055         | 105 770          | 106 484          |
| [141] Badas                          | 34 351            | 34 684         | 33 096              | 33 446         | 67 447           | 68 130           |
| [150] Kunjang                        | 19 321            | 19 465         | 19 129              | 19 294         | 38 450           | 38 759           |
| [160] Plemahan                       | 31 135            | 31 439         | 30 837              | 31 061         | 61 972           | 62 500           |
| [170] Purwoasri                      | 31 381            | 31 371         | 31 549              | 31 533         | 62 930           | 62 904           |
| [180] Papar                          | 27 465            | 27 683         | 27 316              | 27 550         | 54 781           | 55 233           |
| [190] Pagu                           | 20 395            | 20 439         | 20 216              | 20 284         | 40 611           | 40 723           |
| [191] Kayenkidul                     | 24 378            | 24 547         | 24 280              | 24 375         | 48 658           | 48 922           |
| [200] Gampengrejo                    | 17 279            | 17 521         | 16 859              | 16 998         | 34 138           | 34 519           |
| [201] Ngasem                         | 32 443            | 32 711         | 32 285              | 32 500         | 64 728           | 65 211           |
| [210] Banyakan                       | 29 930            | 30 297         | 29 130              | 29 376         | 59 060           | 59 673           |
| [220] Grogol                         | 24 410            | 24 783         | 23 679              | 23 902         | 48 089           | 48 685           |
| [230] Tarokan                        | 32 240            | 32 914         | 30 910              | 31 599         | 63 150           | 64 513           |
| <b>Kabupaten Kediri</b>              |                   |                |                     |                |                  |                  |
| Hasil Registrasi/Registration Result | <b>832 439</b>    | <b>839 285</b> | <b>816 987</b>      | <b>823 223</b> | <b>1 649 426</b> | <b>1 662 508</b> |

Catatan/Note: .....

Sumber/Source: Dinas Kependudukan dan Pencatatan Sipil Kabupaten Kediri/Population and Civil Registration Agency of Kediri Regency

**Tabel**  
**Table** 3.1.3

**Jumlah Kepala Keluarga dan Rata-rata Banyaknya Anggota Keluarga di Kabupaten Kediri Menurut Kecamatan, 2018-2019**  
**Number of Family Heads and Average Family Size in Kediri Regency by Subdistrict, 2018-2019**

| Kecamatan<br>Subdistrict             | Kepala Keluarga<br>Family Heads |                | Rata-rata Banyaknya Anggota Keluarga<br>Average Family Size |             |
|--------------------------------------|---------------------------------|----------------|---|-------------|
|                                      | 2018                            | 2019           | 2018  | 2019        |
| (1)                                  | (2)                             | (3)            | (4)   | (5)         |
| [010] Mojo                           | 25 384                          | 26 192         | 3,08  | 3,01        |
| [020] Semen                          | 17 967                          | 18 531         | 2,95  | 2,89        |
| [030] Ngadiluwih                     | 27 425                          | 28 079         | 2,92  | 2,86        |
| [040] Kras                           | 22 088                          | 22 558         | 2,91  | 2,87        |
| [050] Ringinrejo                     | 19 345                          | 19 949         | 2,98  | 2,92        |
| [060] Kandat                         | 21 877                          | 22 447         | 2,89  | 2,85        |
| [070] Wates                          | 32 287                          | 32 881         | 2,87  | 2,83        |
| [080] Ngancar                        | 18 240                          | 18 740         | 2,75  | 2,71        |
| [090] Plosoklaten                    | 25 956                          | 26 725         | 2,89  | 2,83        |
| [100] Gurah                          | 28 799                          | 28 986         | 2,92  | 2,90        |
| [110] Puncu                          | 21 455                          | 22 190         | 2,98  | 2,91        |
| [120] Kepung                         | 28 406                          | 29 168         | 3,00  | 2,95        |
| [130] Kandangan                      | 17 682                          | 18 025         | 2,95  | 2,91        |
| [140] Pare                           | 34 844                          | 35 730         | 3,04  | 2,98        |
| [141] Badas                          | 22 523                          | 23 087         | 2,99  | 2,95        |
| [150] Kunjang                        | 13 253                          | 13 604         | 2,90  | 2,85        |
| [160] Plemahan                       | 21 351                          | 21 941         | 2,90  | 2,85        |
| [170] Purwoasri                      | 21 771                          | 22 253         | 2,89  | 2,83        |
| [180] Papar                          | 18 594                          | 19 204         | 2,95  | 2,88        |
| [190] Pagu                           | 14 013                          | 14 288         | 2,90  | 2,85        |
| [191] Kayenkidul                     | 16 520                          | 16 785         | 2,95  | 2,91        |
| [200] Gampengrejo                    | 11 481                          | 11 944         | 2,97  | 2,89        |
| [201] Ngasem                         | 22 081                          | 22 634         | 2,93  | 2,88        |
| [210] Banyakan                       | 20 752                          | 21 294         | 2,85  | 2,80        |
| [220] Grogol                         | 16 346                          | 16 898         | 2,94  | 2,88        |
| [230] Tarokan                        | 21 349                          | 21 975         | 2,96  | 2,94        |
| <b>Kabupaten Kediri</b>              |                                 |                |   |             |
| Hasil Registrasi/Registration Result | <b>561 789</b>                  | <b>576 108</b> | <b>2,94</b>   | <b>2,89</b> |

Catatan/Note: .....

Sumber/Source: Dinas Kependudukan dan Pencatatan Sipil Kabupaten Kediri/Population and Civil Registration Agency of Kediri Regency

**Tabel**  
**Table** 3.1.4

**Proyeksi Penduduk Kabupaten Kediri Menurut Kecamatan dan Jenis Kelamin, 2018-2019**  
**Population Projection in Kediri Regency by Subdistrict and Gender, 2018-2019**

| Kecamatan<br>Subdistrict                       | Laki-laki<br>Male |                | Perempuan<br>Female |                | Jumlah<br>Total  |                  |
|--|-------------------|----------------|---------------------|----------------|------------------|------------------|
|  | 2018              | 2019           | 2018                | 2019           | 2018             | 2019             |
| (1)  | (2)               | (3)            | (4)                 | (5)            | (6)              | (7)              |
| [010] Mojo                                     | 38 696            | 38 800         | 37 289              | 37 378         | 75 985           | 76 178           |
| [020] Semèn                                    | 27 119            | 27 312         | 26 771              | 26 955         | 53 890           | 54 267           |
| [030] Ngadiluwih                               | 38 957            | 39 182         | 39 063              | 39 279         | 78 020           | 78 461           |
| [040] Kras                                     | 29 613            | 29 767         | 30 062              | 30 212         | 59 675           | 59 979           |
| [050] Ringinrejo                               | 26 664            | 26 788         | 25 880              | 25 994         | 52 544           | 52 782           |
| [060] Kandat                                   | 29 754            | 29 919         | 29 688              | 29 846         | 59 442           | 59 765           |
| [070] Wates                                    | 43 938            | 44 119         | 43 555              | 43 724         | 87 493           | 87 843           |
| [080] Ngancar                                  | 23 906            | 24 024         | 23 516              | 23 625         | 47 422           | 47 649           |
| [090] Plosoklatèn                              | 35 388            | 35 510         | 34 809              | 34 921         | 70 197           | 70 431           |
| [100] Gurah                                    | 41 615            | 41 846         | 40 094              | 40 307         | 81 709           | 82 153           |
| [110] Puncu                                    | 30 919            | 31 059         | 30 355              | 30 487         | 61 274           | 61 546           |
| [120] Kepung                                   | 42 282            | 42 296         | 39 608              | 39 613         | 81 890           | 81 909           |
| [130] Kandangan                                | 23 943            | 23 990         | 24 469              | 24 513         | 48 412           | 48 503           |
| [140] Pare                                     | 50 961            | 51 110         | 51 224              | 51 363         | 102 185          | 102 473          |
| [141] Badas                                    | 31 555            | 31 714         | 30 980              | 31 130         | 62 535           | 62 844           |
| [150] Kunjang                                  | 16 938            | 16 942         | 17 250              | 17 248         | 34 188           | 34 190           |
| [160] Plemahan                                 | 29 315            | 29 471         | 29 735              | 29 885         | 59 050           | 59 356           |
| [170] Purwoasri                                | 27 151            | 27 185         | 28 491              | 28 518         | 55 642           | 55 703           |
| [180] Papar                                    | 24 791            | 24 850         | 25 346              | 25 399         | 50 137           | 50 249           |
| [190] Pagu                                     | 19 373            | 19 477         | 19 480              | 19 578         | 38 853           | 39 055           |
| [191] Kayenkidul                               | 22 120            | 22 161         | 22 504              | 22 541         | 44 624           | 44 702           |
| [200] Gampengrejo                              | 17 358            | 17 485         | 16 954              | 17 073         | 34 312           | 34 558           |
| [201] Ngasem                                   | 33 972            | 34 313         | 34 134              | 34 469         | 68 106           | 68 782           |
| [210] Banyakan                                 | 27 277            | 27 272         | 27 474              | 27 462         | 54 751           | 54 734           |
| [220] Grogol                                   | 23 461            | 23 562         | 23 134              | 23 229         | 46 595           | 46 791           |
| [230] Tarokan                                  | 29 957            | 30 056         | 29 225              | 29 313         | 59 182           | 59 369           |
| <b>Kabupaten Kediri</b>                        |                   |                |                     |                |                  |                  |
| Hasil Proyeksi <sup>1</sup> /Projection Result | <b>787 023</b>    | <b>790 210</b> | <b>781 090</b>      | <b>784 062</b> | <b>1 568 113</b> | <b>1 574 272</b> |

Catatan/Note: <sup>1</sup> Data dari Hasil Proyeksi Penduduk Indonesia 2010–2035 (Pertengahan tahun/Juni)/Data from the result of Indonesia Population Projection 2010–2035 (mid year/June)

Sumber/Source: BPS Kabupaten Kediri/BPS-Statistics of Kediri Regency

**Tabel**  
**Table** 3.1.5**Proyeksi Penduduk Kabupaten Kediri Menurut Kelompok Umur dan Jenis Kelamin, 2018-2019**  
**Population Projection in Kediri Regency by Age Groups and Gender, 2018-2019**

| Kelompok Umur<br>Age Groups                    | Laki-laki<br>Male |                | Perempuan<br>Female |                | Jumlah<br>Total  |                  |
|--|-------------------|----------------|---------------------|----------------|------------------|------------------|
|  | 2018              | 2019           | 2018                | 2019           | 2018             | 2019             |
| (1)  | (2)               | (3)            | (4)                 | (5)            | (6)              | (7)              |
| 0-4  | 66 673            | 66 933         | 64 265              | 64 497         | 130 938          | 131 430          |
| 5-9  | 65 533            | 65 785         | 62 542              | 62 769         | 128 075          | 128 554          |
| 10-14  | 64 228            | 64 478         | 60 499              | 60 721         | 124 727          | 125 199          |
| 15-19  | 62 002            | 62 242         | 55 916              | 56 119         | 117 918          | 118 361          |
| 20-24  | 57 207            | 57 423         | 53 572              | 53 760         | 110 779          | 111 183          |
| 25-29  | 59 223            | 59 448         | 56 948              | 57 149         | 116 171          | 116 597          |
| 30-34  | 59 461            | 59 692         | 58 360              | 58 570         | 117 821          | 118 262          |
| 35-39  | 59 841            | 60 076         | 60 097              | 60 316         | 119 938          | 120 392          |
| 40-44  | 60 856            | 61 103         | 61 833              | 62 067         | 122 689          | 123 170          |
| 45-49  | 56 658            | 56 894         | 58 890              | 59 123         | 115 548          | 116 017          |
| 50-54  | 48 473            | 48 681         | 49 570              | 49 773         | 98 043           | 98 454           |
| 55-59  | 40 406            | 40 587         | 39 988              | 40 155         | 80 394           | 80 742           |
| 60-64  | 30 364            | 30 505         | 28 725              | 28 848         | 59 089           | 59 353           |
| 65-69  | 22 292            | 22 396         | 24 150              | 24 254         | 46 442           | 46 650           |
| 70-74  | 15 842            | 15 916         | 18 730              | 18 814         | 34 572           | 34 730           |
| 75+  | 17 964            | 18 051         | 27 005              | 27 127         | 44 969           | 45 178           |
| <b>Kabupaten Kediri</b>                        |                   |                |                     |                |                  |                  |
| Hasil Proyeksi <sup>1</sup> /Projection Result | <b>787 023</b>    | <b>790 210</b> | <b>781 090</b>      | <b>784 062</b> | <b>1 568 113</b> | <b>1 574 272</b> |

Catatan/Note: <sup>1</sup> Data dari Hasil Proyeksi Penduduk Indonesia 2010–2035 (Pertengahan tahun/Juni)/Data from the result of Indonesia Population Projection 2010–2035 (mid year/June)

Sumber/Source: BPS Kabupaten Kediri/BPS-Statistics of Kediri Regency

**Tabel**  
**Table** 3.1.6

**Proyeksi Penduduk Kabupaten Kediri Menurut  
Kecamatan, Kelompok Umur dan Jenis Kelamin, 2018-  
2019**  
*Population Projection in Kediri Regency by Subdistrict, Age  
Groups and Gender, 2018-2019*

| Kelompok Umur<br><i>Age Groups</i>        | [010] Mojo               |               |                            |               |                        |               |
|---|--------------------------|---------------|----------------------------|---------------|------------------------|---------------|
|   | Laki-laki<br><i>Male</i> |               | Perempuan<br><i>Female</i> |               | Jumlah<br><i>Total</i> |               |
|   | 2018                     | 2019          | 2018                       | 2019          | 2018                   | 2019          |
| (1)                                       | (2)                      | (3)           | (4)                        | (5)           | (6)                    | (7)           |
| 0-4                                       | 3 056                    | 3 064         | 3 110                      | 3 116         | 6 166                  | 6 180         |
| 5-9                                       | 2 947                    | 2 955         | 2 804                      | 2 809         | 5 751                  | 5 764         |
| 10-14                                     | 3 268                    | 3 276         | 3 021                      | 3 029         | 6 289                  | 6 305         |
| 15-19                                     | 4 195                    | 4 206         | 3 188                      | 3 195         | 7 383                  | 7 401         |
| 20-24                                     | 3 914                    | 3 923         | 3 286                      | 3 293         | 7 200                  | 7 216         |
| 25-29                                     | 2 990                    | 2 997         | 2 925                      | 2 931         | 5 915                  | 5 928         |
| 30-34                                     | 2 822                    | 2 829         | 2 989                      | 2 996         | 5 811                  | 5 825         |
| 35-39                                     | 2 738                    | 2 744         | 2 743                      | 2 751         | 5 481                  | 5 495         |
| 40-44                                     | 2 614                    | 2 621         | 2 722                      | 2 728         | 5 336                  | 5 349         |
| 45-49                                     | 2 418                    | 2 425         | 2 498                      | 2 504         | 4 916                  | 4 929         |
| 50-54                                     | 2 038                    | 2 044         | 2 012                      | 2 017         | 4 050                  | 4 061         |
| 55-59                                     | 1 679                    | 1 685         | 1 667                      | 1 672         | 3 346                  | 3 357         |
| 60-64                                     | 1 381                    | 1 386         | 1 337                      | 1 341         | 2 718                  | 2 727         |
| 65-69                                     | 1 024                    | 1 027         | 1 090                      | 1 095         | 2 114                  | 2 122         |
| 70-74                                     | 770                      | 773           | 809                        | 812           | 1 579                  | 1 585         |
| 75+                                       | 842                      | 845           | 1 088                      | 1 089         | 1 930                  | 1 934         |
| <b>Kecamatan Mojo</b>                     |                          |               |                            |               |                        |               |
| Hasil Proyeksi / <i>Projection Result</i> | <b>38 696</b>            | <b>38 800</b> | <b>37 289</b>              | <b>37 378</b> | <b>75 985</b>          | <b>76 178</b> |

Lanjutan Tabel/Continued Table 3.1.6

| Kelompok Umur<br>Age Groups                     | [020] Semen       |               |                     |               |                 |               |
|---|-------------------|---------------|---------------------|---------------|-----------------|---------------|
|   | Laki-laki<br>Male |               | Perempuan<br>Female |               | Jumlah<br>Total |               |
|   | 2018              | 2019          | 2018                | 2019          | 2018            | 2019          |
| (1)   | (8)               | (9)           | (10)                | (11)          | (12)            | (13)          |
| 0-4   | 2 354             | 2370          | 2 278               | 2293          | 4 632           | 4 663         |
| 5-9   | 2 320             | 2335          | 2 218               | 2234          | 4 538           | 4 569         |
| 10-14   | 2 163             | 2178          | 2 047               | 2060          | 4 210           | 4 238         |
| 15-19   | 2 134             | 2148          | 1 962               | 1976          | 4 096           | 4 124         |
| 20-24   | 2 174             | 2189          | 2 150               | 2165          | 4 324           | 4 354         |
| 25-29   | 2 339             | 2356          | 2 172               | 2185          | 4 511           | 4 541         |
| 30-34   | 2 192             | 2207          | 2 130               | 2145          | 4 322           | 4 352         |
| 35-39   | 2 188             | 2204          | 2 187               | 2201          | 4 375           | 4 405         |
| 40-44   | 2 015             | 2030          | 2 068               | 2081          | 4 083           | 4 111         |
| 45-49   | 1 814             | 1826          | 1 849               | 1864          | 3 663           | 3 690         |
| 50-54   | 1 560             | 1572          | 1 583               | 1594          | 3 143           | 3 166         |
| 55-59   | 1 231             | 1240          | 1 195               | 1205          | 2 426           | 2 445         |
| 60-64   | 952               | 960           | 849                 | 854           | 1 801           | 1 814         |
| 65-69   | 701               | 706           | 777                 | 783           | 1 478           | 1 489         |
| 70-74   | 477               | 481           | 569                 | 574           | 1 046           | 1 055         |
| 75+   | 505               | 510           | 737                 | 741           | 1 242           | 1 251         |
| <b>Kecamatan Semen</b>                          |                   |               |                     |               |                 |               |
| Hasil Proyeksi <sup>1)</sup> /Projection Result | <b>27 119</b>     | <b>27 312</b> | <b>26 771</b>       | <b>26 955</b> | <b>53 890</b>   | <b>54 267</b> |

Lanjutan Tabel/Continued Table 3.1.6

| Kelompok Umur<br>Age Groups         | [030] Ngadiluwih  |               |                     |               |                 |               |
|-------------------------------------|-------------------|---------------|---------------------|---------------|-----------------|---------------|
|                                     | Laki-laki<br>Male |               | Perempuan<br>Female |               | Jumlah<br>Total |               |
|                                     | 2018<br>(14)      | 2019<br>(15)  | 2018<br>(16)        | 2019<br>(17)  | 2018<br>(18)    | 2019<br>(19)  |
| 0-4                                 | 3 457             | 3476          | 3 344               | 3363          | 6 801           | 6 839         |
| 5-9                                 | 3 429             | 3448          | 3 251               | 3267          | 6 680           | 6 715         |
| 10-14                               | 3 146             | 3163          | 2 962               | 2980          | 6 108           | 6 143         |
| 15-19                               | 2 905             | 2921          | 2 658               | 2673          | 5 563           | 5 594         |
| 20-24                               | 2 696             | 2711          | 2 624               | 2638          | 5 320           | 5 349         |
| 25-29                               | 3 036             | 3053          | 3 044               | 3058          | 6 080           | 6 111         |
| 30-34                               | 3 052             | 3069          | 3 023               | 3039          | 6 075           | 6 108         |
| 35-39                               | 3 031             | 3048          | 2 920               | 2934          | 5 951           | 5 982         |
| 40-44                               | 2 962             | 2979          | 3 031               | 3048          | 5 993           | 6 027         |
| 45-49                               | 2 665             | 2681          | 2 992               | 3008          | 5 657           | 5 689         |
| 50-54                               | 2 364             | 2378          | 2 447               | 2461          | 4 811           | 4 839         |
| 55-59                               | 2 069             | 2082          | 2 029               | 2040          | 4 098           | 4 122         |
| 60-64                               | 1 452             | 1461          | 1 355               | 1364          | 2 807           | 2 825         |
| 65-69                               | 1 084             | 1091          | 1 185               | 1193          | 2 269           | 2 284         |
| 70-74                               | 740               | 746           | 897                 | 902           | 1 637           | 1 648         |
| 75+                                 | 869               | 875           | 1 301               | 1311          | 2 170           | 2 186         |
| <b>Kecamatan Ngadiluwih</b>         |                   |               |                     |               |                 |               |
| Hasil Proyeksi // Projection Result | <b>38 957</b>     | <b>39 182</b> | <b>39 063</b>       | <b>39 279</b> | <b>78 020</b>   | <b>78 461</b> |

Lanjutan Tabel/Continued Table 3.1.6

| Kelompok Umur<br>Age Groups       | [040] Kras        |               |                     |               |                 |               |
|-----------------------------------|-------------------|---------------|---------------------|---------------|-----------------|---------------|
|                                   | Laki-laki<br>Male |               | Perempuan<br>Female |               | Jumlah<br>Total |               |
|                                   | 2018              | 2019          | 2018                | 2019          | 2018            | 2019          |
| (1)                               | (20)              | (21)          | (22)                | (23)          | (24)            | (25)          |
| 0-4                               | 2 636             | 2 649         | 2 483               | 2 495         | 5 119           | 5 144         |
| 5-9                               | 2 520             | 2 532         | 2 419               | 2 432         | 4 939           | 4 964         |
| 10-14                             | 2 290             | 2 302         | 2 282               | 2 293         | 4 572           | 4 595         |
| 15-19                             | 2 134             | 2 144         | 1 977               | 1 986         | 4 111           | 4 130         |
| 20-24                             | 1 789             | 1 797         | 1 853               | 1 862         | 3 642           | 3 659         |
| 25-29                             | 2 135             | 2 145         | 2 097               | 2 107         | 4 232           | 4 252         |
| 30-34                             | 2 172             | 2 183         | 2 204               | 2 215         | 4 376           | 4 398         |
| 35-39                             | 2 297             | 2 309         | 2 410               | 2 421         | 4 707           | 4 730         |
| 40-44                             | 2 351             | 2 364         | 2 271               | 2 281         | 4 622           | 4 645         |
| 45-49                             | 2 155             | 2 166         | 2 165               | 2 176         | 4 320           | 4 342         |
| 50-54                             | 1 808             | 1 817         | 1 904               | 1 915         | 3 712           | 3 732         |
| 55-59                             | 1 664             | 1 673         | 1 769               | 1 779         | 3 433           | 3 452         |
| 60-64                             | 1 251             | 1 258         | 1 172               | 1 178         | 2 423           | 2 436         |
| 65-69                             | 916               | 921           | 1 005               | 1 011         | 1 921           | 1 932         |
| 70-74                             | 710               | 714           | 850                 | 856           | 1 560           | 1 570         |
| 75+                               | 785               | 793           | 1 201               | 1 205         | 1 986           | 1 998         |
| <b>Kecamatan Kras</b>             |                   |               |                     |               |                 |               |
| Hasil Proyeksi /Projection Result | <b>29 613</b>     | <b>29 767</b> | <b>30 062</b>       | <b>30 212</b> | <b>59 675</b>   | <b>59 979</b> |



Lanjutan Tabel/Continued Table 3.1.6

| Kelompok Umur<br><i>Age Groups</i>       | [050] Ringinrejo         |               |                            |               |                        |               |
|--|--------------------------|---------------|----------------------------|---------------|------------------------|---------------|
|  | Laki-laki<br><i>Male</i> |               | Perempuan<br><i>Female</i> |               | Jumlah<br><i>Total</i> |               |
|  | 2018<br>(26)             | 2019<br>(27)  | 2018<br>(28)               | 2019<br>(29)  | 2018<br>(30)           | 2019<br>(31)  |
| 0-4                                      | 2 388                    | 2399          | 2 215                      | 2224          | 4 603                  | 4 623         |
| 5-9                                      | 2 198                    | 2208          | 2 150                      | 2158          | 4 348                  | 4 366         |
| 10-14                                    | 2 086                    | 2095          | 1 901                      | 1909          | 3 987                  | 4 004         |
| 15-19                                    | 1 913                    | 1921          | 1 759                      | 1768          | 3 672                  | 3 689         |
| 20-24                                    | 1 925                    | 1933          | 1 706                      | 1713          | 3 631                  | 3 646         |
| 25-29                                    | 2 126                    | 2135          | 1 951                      | 1959          | 4 077                  | 4 094         |
| 30-34                                    | 1 926                    | 1935          | 1 903                      | 1911          | 3 829                  | 3 846         |
| 35-39                                    | 2 081                    | 2090          | 2 040                      | 2048          | 4 121                  | 4 138         |
| 40-44                                    | 2 037                    | 2046          | 1 993                      | 2003          | 4 030                  | 4 049         |
| 45-49                                    | 1 966                    | 1976          | 1 922                      | 1931          | 3 888                  | 3 907         |
| 50-54                                    | 1 552                    | 1559          | 1 579                      | 1587          | 3 131                  | 3 146         |
| 55-59                                    | 1 417                    | 1425          | 1 371                      | 1378          | 2 788                  | 2 803         |
| 60-64                                    | 1 059                    | 1064          | 952                        | 958           | 2 011                  | 2 022         |
| 65-69                                    | 790                      | 793           | 812                        | 817           | 1 602                  | 1 610         |
| 70-74                                    | 561                      | 564           | 632                        | 635           | 1 193                  | 1 199         |
| 75+                                      | 639                      | 645           | 994                        | 995           | 1 633                  | 1 640         |
| <b>Kecamatan Ringinrejo</b>              |                          |               |                            |               |                        |               |
| Hasil Proyeksi <i>/Projection Result</i> | <b>26 664</b>            | <b>26 788</b> | <b>25 880</b>              | <b>25 994</b> | <b>52 544</b>          | <b>52 782</b> |

Lanjutan Tabel/Continued Table 3.1.6

| Kelompok Umur<br>Age Groups       | [060] Kandat      |               |                     |               |                 |               |
|-----------------------------------|-------------------|---------------|---------------------|---------------|-----------------|---------------|
|                                   | Laki-laki<br>Male |               | Perempuan<br>Female |               | Jumlah<br>Total |               |
|                                   | 2018              | 2019          | 2018                | 2019          | 2018            | 2019          |
| (1)                               | (32)              | (33)          | (34)                | (35)          | (36)            | (37)          |
| 0-4                               | 2 604             | 2 619         | 2 489               | 2 500         | 5 093           | 5 119         |
| 5-9                               | 2 537             | 2 550         | 2 374               | 2 387         | 4 911           | 4 937         |
| 10-14                             | 2 407             | 2 419         | 2 300               | 2 312         | 4 707           | 4 731         |
| 15-19                             | 2 215             | 2 228         | 2 093               | 2 103         | 4 308           | 4 331         |
| 20-24                             | 1 955             | 1 965         | 1 858               | 1 868         | 3 813           | 3 833         |
| 25-29                             | 2 261             | 2 273         | 2 140               | 2 150         | 4 401           | 4 423         |
| 30-34                             | 2 158             | 2 170         | 2 150               | 2 160         | 4 308           | 4 330         |
| 35-39                             | 2 230             | 2 242         | 2 295               | 2 307         | 4 525           | 4 549         |
| 40-44                             | 2 373             | 2 386         | 2 385               | 2 398         | 4 758           | 4 784         |
| 45-49                             | 2 153             | 2 164         | 2 301               | 2 315         | 4 454           | 4 479         |
| 50-54                             | 1 856             | 1 867         | 1 863               | 1 873         | 3 719           | 3 740         |
| 55-59                             | 1 640             | 1 649         | 1 559               | 1 570         | 3 199           | 3 219         |
| 60-64                             | 1 160             | 1 167         | 1 093               | 1 099         | 2 253           | 2 266         |
| 65-69                             | 877               | 882           | 960                 | 966           | 1 837           | 1 848         |
| 70-74                             | 609               | 612           | 726                 | 731           | 1 335           | 1 343         |
| 75+                               | 719               | 726           | 1 102               | 1 107         | 1 821           | 1 833         |
| <b>Kecamatan Kandat</b>           |                   |               |                     |               |                 |               |
| Hasil Proyeksi /Projection Result | <b>29 754</b>     | <b>29 919</b> | <b>29 688</b>       | <b>29 846</b> | <b>59 442</b>   | <b>59 765</b> |

Lanjutan Tabel/*Continued Table* 3.1.6

| Kelompok Umur<br><i>Age Groups</i>        | [070] Wates              |               |                            |               |                        |               |
|---|--------------------------|---------------|----------------------------|---------------|------------------------|---------------|
|   | Laki-laki<br><i>Male</i> |               | Perempuan<br><i>Female</i> |               | Jumlah<br><i>Total</i> |               |
|   | 2018<br>(38)             | 2019<br>(39)  | 2018<br>(40)               | 2019<br>(41)  | 2018<br>(42)           | 2019<br>(43)  |
| 0-4                                       | 3 811                    | 3 826         | 3 805                      | 3 818         | 7 616                  | 7 644         |
| 5-9                                       | 3 588                    | 3 602         | 3 463                      | 3 475         | 7 051                  | 7 077         |
| 10-14                                     | 3 482                    | 3 495         | 3 174                      | 3 187         | 6 656                  | 6 682         |
| 15-19                                     | 2 938                    | 2 949         | 2 790                      | 2 802         | 5 728                  | 5 751         |
| 20-24                                     | 2 816                    | 2 826         | 2 668                      | 2 678         | 5 484                  | 5 504         |
| 25-29                                     | 3 162                    | 3 174         | 3 113                      | 3 124         | 6 275                  | 6 298         |
| 30-34                                     | 3 223                    | 3 235         | 3 117                      | 3 130         | 6 340                  | 6 365         |
| 35-39                                     | 3 398                    | 3 412         | 3 392                      | 3 404         | 6 790                  | 6 816         |
| 40-44                                     | 3 614                    | 3 629         | 3 581                      | 3 594         | 7 195                  | 7 223         |
| 45-49                                     | 3 380                    | 3 394         | 3 344                      | 3 358         | 6 724                  | 6 752         |
| 50-54                                     | 2 802                    | 2 814         | 2 856                      | 2 868         | 5 658                  | 5 682         |
| 55-59                                     | 2 457                    | 2 469         | 2 386                      | 2 395         | 4 843                  | 4 864         |
| 60-64                                     | 1 746                    | 1 754         | 1 686                      | 1 694         | 3 432                  | 3 448         |
| 65-69                                     | 1 353                    | 1 360         | 1 537                      | 1 544         | 2 890                  | 2 904         |
| 70-74                                     | 1 000                    | 1 004         | 1 120                      | 1 127         | 2 120                  | 2 131         |
| 75+                                       | 1 168                    | 1 176         | 1 523                      | 1 526         | 2 691                  | 2 702         |
| <b>Kecamatan Wates</b>                    |                          |               |                            |               |                        |               |
| Hasil Proyeksi / <i>Projection Result</i> | <b>43 938</b>            | <b>44 119</b> | <b>43 555</b>              | <b>43 724</b> | <b>87 493</b>          | <b>87 843</b> |

Lanjutan Tabel/Continued Table 3.1.6

| Kelompok Umur<br>Age Groups       | [080] Ngancar     |               |                     |               |                 |               |
|-----------------------------------|-------------------|---------------|---------------------|---------------|-----------------|---------------|
|                                   | Laki-laki<br>Male |               | Perempuan<br>Female |               | Jumlah<br>Total |               |
|                                   | 2018              | 2019          | 2018                | 2019          | 2018            | 2019          |
| (1)                               | (44)              | (45)          | (46)                | (47)          | (48)            | (49)          |
| 0-4                               | 2 103             | 2113          | 2 061               | 2070          | 4 164           | 4 183         |
| 5-9                               | 1 993             | 2002          | 1 923               | 1932          | 3 916           | 3 934         |
| 10-14                             | 1 889             | 1898          | 1 817               | 1827          | 3 706           | 3 725         |
| 15-19                             | 1 795             | 1804          | 1 456               | 1463          | 3 251           | 3 267         |
| 20-24                             | 1 675             | 1682          | 1 570               | 1577          | 3 245           | 3 259         |
| 25-29                             | 1 762             | 1770          | 1 624               | 1632          | 3 386           | 3 402         |
| 30-34                             | 1 535             | 1542          | 1 537               | 1543          | 3 072           | 3 085         |
| 35-39                             | 1 754             | 1763          | 1 806               | 1812          | 3 560           | 3 575         |
| 40-44                             | 1 759             | 1768          | 1 770               | 1778          | 3 529           | 3 546         |
| 45-49                             | 1 874             | 1882          | 1 945               | 1955          | 3 819           | 3 837         |
| 50-54                             | 1 511             | 1519          | 1 494               | 1501          | 3 005           | 3 020         |
| 55-59                             | 1 412             | 1420          | 1 306               | 1314          | 2 718           | 2 734         |
| 60-64                             | 919               | 924           | 815                 | 820           | 1 734           | 1 744         |
| 65-69                             | 611               | 615           | 710                 | 713           | 1 321           | 1 328         |
| 70-74                             | 534               | 537           | 562                 | 565           | 1 096           | 1 102         |
| 75+                               | 780               | 785           | 1 120               | 1123          | 1 900           | 1 908         |
| <b>Kecamatan Ngancar</b>          |                   |               |                     |               |                 |               |
| Hasil Proyeksi /Projection Result | <b>23 906</b>     | <b>24 024</b> | <b>23 516</b>       | <b>23 625</b> | <b>47 422</b>   | <b>47 649</b> |

Lanjutan Tabel/*Continued Table* 3.1.6

| Kelompok Umur<br><i>Age Groups</i>       | [090] Plosoklaten        |               |                            |               |                        |               |
|--|--------------------------|---------------|----------------------------|---------------|------------------------|---------------|
|  | Laki-laki<br><i>Male</i> |               | Perempuan<br><i>Female</i> |               | Jumlah<br><i>Total</i> |               |
|  | 2018                     | 2019          | 2018                       | 2019          | 2018                   | 2019          |
| (1)                                      | (50)                     | (51)          | (52)                       | (53)          | (54)                   | (55)          |
| 0-4                                      | 3 025                    | 3035          | 2 972                      | 2 980         | 5 997                  | 6 015         |
| 5-9                                      | 2 923                    | 2932          | 2 760                      | 2 769         | 5 683                  | 5 701         |
| 10-14                                    | 2 826                    | 2836          | 2 581                      | 2 587         | 5 407                  | 5 423         |
| 15-19                                    | 2 516                    | 2525          | 2 194                      | 2 199         | 4 710                  | 4 724         |
| 20-24                                    | 2 555                    | 2564          | 2 391                      | 2 398         | 4 946                  | 4 962         |
| 25-29                                    | 2 776                    | 2785          | 2 590                      | 2 598         | 5 366                  | 5 383         |
| 30-34                                    | 2 705                    | 2713          | 2 558                      | 2 565         | 5 263                  | 5 278         |
| 35-39                                    | 2 603                    | 2610          | 2 526                      | 2 536         | 5 129                  | 5 146         |
| 40-44                                    | 2 670                    | 2679          | 2 725                      | 2 733         | 5 395                  | 5 412         |
| 45-49                                    | 2 540                    | 2550          | 2 726                      | 2 732         | 5 266                  | 5 282         |
| 50-54                                    | 2 260                    | 2268          | 2 259                      | 2 267         | 4 519                  | 4 535         |
| 55-59                                    | 1 979                    | 1987          | 1 820                      | 1 827         | 3 799                  | 3 814         |
| 60-64                                    | 1 363                    | 1370          | 1 317                      | 1 321         | 2 680                  | 2 691         |
| 65-69                                    | 1 030                    | 1033          | 1 102                      | 1 108         | 2 132                  | 2 141         |
| 70-74                                    | 701                      | 703           | 840                        | 845           | 1 541                  | 1 548         |
| 75+                                      | 916                      | 920           | 1 448                      | 1 456         | 2 364                  | 2 376         |
| <b>Kecamatan Plosoklaten</b>             |                          |               |                            |               |                        |               |
| Hasil Proyeksi <i>/Projection Result</i> | <b>35 388</b>            | <b>35 510</b> | <b>34 809</b>              | <b>34 921</b> | <b>70 197</b>          | <b>70 431</b> |

Lanjutan Tabel/Continued Table 3.1.6

| Kelompok Umur<br>Age Groups                    | [100] Gurah       |               |                     |               |                 |               |
|--|-------------------|---------------|---------------------|---------------|-----------------|---------------|
|  | Laki-laki<br>Male |               | Perempuan<br>Female |               | Jumlah<br>Total |               |
|  | 2018              | 2019          | 2018                | 2019          | 2018            | 2019          |
| (1)  | (56)              | (57)          | (58)                | (59)          | (60)            | (61)          |
| 0-4  | 3 601             | 3 619         | 3 408               | 3 427         | 7 009           | 7 046         |
| 5-9  | 3 493             | 3 512         | 3 274               | 3 290         | 6 767           | 6 802         |
| 10-14  | 3 540             | 3 560         | 3 013               | 3 028         | 6 553           | 6 588         |
| 15-19  | 3 709             | 3 730         | 2 659               | 2 671         | 6 368           | 6 401         |
| 20-24  | 2 870             | 2 886         | 2 644               | 2 657         | 5 514           | 5 543         |
| 25-29  | 3 025             | 3 041         | 2 957               | 2 971         | 5 982           | 6 012         |
| 30-34  | 3 336             | 3 355         | 3 064               | 3 079         | 6 400           | 6 434         |
| 35-39  | 3 088             | 3 105         | 2 973               | 2 988         | 6 061           | 6 093         |
| 40-44  | 3 135             | 3 153         | 3 289               | 3 304         | 6 424           | 6 457         |
| 45-49  | 2 962             | 2 979         | 3 183               | 3 200         | 6 145           | 6 179         |
| 50-54  | 2 476             | 2 490         | 2 578               | 2 593         | 5 054           | 5 083         |
| 55-59  | 2 062             | 2 075         | 2 078               | 2 088         | 4 140           | 4 163         |
| 60-64  | 1 506             | 1 515         | 1 455               | 1 463         | 2 961           | 2 978         |
| 65-69  | 1 142             | 1 149         | 1 240               | 1 247         | 2 382           | 2 396         |
| 70-74  | 815               | 820           | 992                 | 998           | 1 807           | 1 818         |
| 75+  | 855               | 857           | 1 287               | 1 303         | 2 142           | 2 160         |
| <b>Kecamatan Gurah</b>                         |                   |               |                     |               |                 |               |
| Hasil Proyeksi <sup>1)</sup> Projection Result | <b>41 615</b>     | <b>41 846</b> | <b>40 094</b>       | <b>40 307</b> | <b>81 709</b>   | <b>82 153</b> |

Lanjutan Tabel/*Continued Table* 3.1.6

| Kelompok Umur<br><i>Age Groups</i>         | [110] Puncu              |               |                            |               |                        |               |
|--|--------------------------|---------------|----------------------------|---------------|------------------------|---------------|
|  | Laki-laki<br><i>Male</i> |               | Perempuan<br><i>Female</i> |               | Jumlah<br><i>Total</i> |               |
|  | 2018                     | 2019          | 2018                       | 2019          | 2018                   | 2019          |
| (1)  | (62)                     | (63)          | (64)                       | (65)          | (66)                   | (67)          |
| 0-4  | 2 564                    | 2 576         | 2 552                      | 2 562         | 5 116                  | 5 138         |
| 5-9  | 2 592                    | 2 602         | 2 506                      | 2 518         | 5 098                  | 5 120         |
| 10-14                                      | 2 511                    | 2 522         | 2 344                      | 2 355         | 4 855                  | 4 877         |
| 15-19                                      | 2 341                    | 2 352         | 2 031                      | 2 038         | 4 372                  | 4 390         |
| 20-24                                      | 2 255                    | 2 265         | 2 103                      | 2 111         | 4 358                  | 4 376         |
| 25-29                                      | 2 267                    | 2 277         | 2 214                      | 2 223         | 4 481                  | 4 500         |
| 30-34                                      | 2 621                    | 2 632         | 2 512                      | 2 521         | 5 133                  | 5 153         |
| 35-39                                      | 2 463                    | 2 474         | 2 382                      | 2 392         | 4 845                  | 4 866         |
| 40-44                                      | 2 374                    | 2 385         | 2 401                      | 2 411         | 4 775                  | 4 796         |
| 45-49                                      | 2 116                    | 2 125         | 2 022                      | 2 032         | 4 138                  | 4 157         |
| 50-54                                      | 1 815                    | 1 824         | 1 979                      | 1 988         | 3 794                  | 3 812         |
| 55-59                                      | 1 715                    | 1 724         | 1 599                      | 1 606         | 3 314                  | 3 330         |
| 60-64                                      | 1 125                    | 1 131         | 994                        | 999           | 2 119                  | 2 130         |
| 65-69                                      | 795                      | 799           | 809                        | 813           | 1 604                  | 1 612         |
| 70-74                                      | 565                      | 567           | 704                        | 709           | 1 269                  | 1 276         |
| 75+  | 800                      | 804           | 1 203                      | 1 209         | 2 003                  | 2 013         |
| <b>Kecamatan Puncu</b>                     |                          |               |                            |               |                        |               |
| Hasil Proyeksi // <i>Projection Result</i> | <b>30 919</b>            | <b>31 059</b> | <b>30 355</b>              | <b>30 487</b> | <b>61 274</b>          | <b>61 546</b> |

Lanjutan Tabel/Continued Table 3.1.6

| Kelompok Umur<br>Age Groups        | [120] Kepung      |               |                     |               |                 |               |
|------------------------------------|-------------------|---------------|---------------------|---------------|-----------------|---------------|
|                                    | Laki-laki<br>Male |               | Perempuan<br>Female |               | Jumlah<br>Total |               |
|                                    | 2018<br>(68)      | 2019<br>(69)  | 2018<br>(70)        | 2019<br>(71)  | 2018<br>(72)    | 2019<br>(73)  |
| 0-4                                | 3 460             | 3460          | 3 219               | 3219          | 6 679           | 6 679         |
| 5-9                                | 3 482             | 3483          | 3 191               | 3189          | 6 673           | 6 672         |
| 10-14                              | 3 578             | 3579          | 3 460               | 3459          | 7 038           | 7 038         |
| 15-19                              | 4 044             | 4046          | 3 127               | 3126          | 7 171           | 7 172         |
| 20-24                              | 3 749             | 3750          | 2 783               | 2781          | 6 532           | 6 531         |
| 25-29                              | 3 192             | 3193          | 2 563               | 2561          | 5 755           | 5 754         |
| 30-34                              | 3 046             | 3047          | 2 928               | 2927          | 5 974           | 5 974         |
| 35-39                              | 2 909             | 2909          | 3 013               | 3013          | 5 922           | 5 922         |
| 40-44                              | 3 012             | 3013          | 2 946               | 2947          | 5 958           | 5 960         |
| 45-49                              | 2 671             | 2672          | 2 826               | 2826          | 5 497           | 5 498         |
| 50-54                              | 2 372             | 2373          | 2 363               | 2365          | 4 735           | 4 738         |
| 55-59                              | 2 130             | 2131          | 2 068               | 2070          | 4 198           | 4 201         |
| 60-64                              | 1 531             | 1532          | 1 415               | 1415          | 2 946           | 2 947         |
| 65-69                              | 1 181             | 1184          | 1 167               | 1166          | 2 348           | 2 350         |
| 70-74                              | 830               | 831           | 965                 | 965           | 1 795           | 1 796         |
| 75+                                | 1 095             | 1093          | 1 574               | 1584          | 2 669           | 2 677         |
| <b>Kecamatan Kepung</b>            |                   |               |                     |               |                 |               |
| Hasil Proyeksi //Projection Result | <b>42 282</b>     | <b>42 296</b> | <b>39 608</b>       | <b>39 613</b> | <b>81 890</b>   | <b>81 909</b> |



Lanjutan Tabel/Continued Table 3.1.6

| Kelompok Umur<br><i>Age Groups</i>                    | [130] Kandangan          |               |                            |               |                        |               |
|---|--------------------------|---------------|----------------------------|---------------|------------------------|---------------|
|   | Laki-laki<br><i>Male</i> |               | Perempuan<br><i>Female</i> |               | Jumlah<br><i>Total</i> |               |
|   | 2018                     | 2019          | 2018                       | 2019          | 2018                   | 2019          |
| (1)   | (74)                     | (75)          | (76)                       | (77)          | (78)                   | (79)          |
| 0-4   | 1 973                    | 1 977         | 1 968                      | 1 971         | 3 941                  | 3 948         |
| 5-9   | 2 009                    | 2 012         | 1 949                      | 1 953         | 3 958                  | 3 965         |
| 10-14   | 2 020                    | 2 024         | 2 073                      | 2 076         | 4 093                  | 4 100         |
| 15-19   | 1 838                    | 1 841         | 2 075                      | 2 078         | 3 913                  | 3 919         |
| 20-24   | 1 865                    | 1 869         | 1 685                      | 1 687         | 3 550                  | 3 556         |
| 25-29   | 1 844                    | 1 847         | 1 718                      | 1 721         | 3 562                  | 3 568         |
| 30-34   | 1 791                    | 1 794         | 1 882                      | 1 886         | 3 673                  | 3 680         |
| 35-39   | 1 763                    | 1 766         | 1 806                      | 1 809         | 3 569                  | 3 575         |
| 40-44   | 1 841                    | 1 844         | 1 851                      | 1 855         | 3 692                  | 3 699         |
| 45-49   | 1 725                    | 1 728         | 1 830                      | 1 835         | 3 555                  | 3 563         |
| 50-54   | 1 453                    | 1 456         | 1 488                      | 1 491         | 2 941                  | 2 947         |
| 55-59   | 1 195                    | 1 199         | 1 150                      | 1 151         | 2 345                  | 2 350         |
| 60-64   | 934                      | 936           | 866                        | 869           | 1 800                  | 1 805         |
| 65-69   | 644                      | 646           | 737                        | 738           | 1 381                  | 1 384         |
| 70-74   | 470                      | 471           | 556                        | 558           | 1 026                  | 1 029         |
| 75+   | 578                      | 580           | 835                        | 835           | 1 413                  | 1 415         |
| <b>Kecamatan Kandangan</b>                            |                          |               |                            |               |                        |               |
| Hasil Proyeksi <sup>1/</sup> <i>Projection Result</i> | <b>23 943</b>            | <b>23 990</b> | <b>24 469</b>              | <b>24 513</b> | <b>48 412</b>          | <b>48 503</b> |

Lanjutan Tabel/Continued Table 3.1.6

| Kelompok Umur<br>Age Groups                    | [140] Pare        |               |                     |               |                 |                |
|--|-------------------|---------------|---------------------|---------------|-----------------|----------------|
|  | Laki-laki<br>Male |               | Perempuan<br>Female |               | Jumlah<br>Total |                |
|  | 2018              | 2019          | 2018                | 2019          | 2018            | 2019           |
| (1)  | (80)              | (81)          | (82)                | (83)          | (84)            | (85)           |
| 0-4  | 4 289             | 4300          | 4 208               | 4219          | 8 497           | 8 519          |
| 5-9  | 4 281             | 4298          | 4 242               | 4245          | 8 523           | 8 543          |
| 10-14  | 4 233             | 4246          | 4 005               | 4017          | 8 238           | 8 263          |
| 15-19  | 3 984             | 3994          | 3 920               | 3931          | 7 904           | 7 925          |
| 20-24  | 4 050             | 4060          | 3 866               | 3880          | 7 916           | 7 940          |
| 25-29  | 4 096             | 4104          | 3 683               | 3698          | 7 779           | 7 802          |
| 30-34  | 4 034             | 4042          | 3 921               | 3934          | 7 955           | 7 976          |
| 35-39  | 3 801             | 3812          | 3 837               | 3848          | 7 638           | 7 660          |
| 40-44  | 3 890             | 3897          | 3 904               | 3917          | 7 794           | 7 814          |
| 45-49  | 3 554             | 3572          | 3 753               | 3754          | 7 307           | 7 326          |
| 50-54  | 3 114             | 3124          | 3 167               | 3176          | 6 281           | 6 300          |
| 55-59  | 2 520             | 2529          | 2 649               | 2647          | 5 169           | 5 176          |
| 60-64  | 1 868             | 1874          | 1 758               | 1766          | 3 626           | 3 640          |
| 65-69  | 1 266             | 1272          | 1 521               | 1523          | 2 787           | 2 795          |
| 70-74  | 896               | 903           | 1 130               | 1129          | 2 026           | 2 032          |
| 75+  | 1 085             | 1083          | 1 660               | 1679          | 2 745           | 2 762          |
| <b>Kecamatan Pare</b>                          |                   |               |                     |               |                 |                |
| Hasil Proyeksi <sup>1/</sup> Projection Result | <b>50 961</b>     | <b>51 110</b> | <b>51 224</b>       | <b>51 363</b> | <b>102 185</b>  | <b>102 473</b> |

Lanjutan Tabel/Continued Table 3.1.6

| Kelompok Umur<br>Age Groups        | [141] Badas       |               |                     |               |                 |               |
|------------------------------------|-------------------|---------------|---------------------|---------------|-----------------|---------------|
|                                    | Laki-laki<br>Male |               | Perempuan<br>Female |               | Jumlah<br>Total |               |
|                                    | 2018              | 2019          | 2018                | 2019          | 2018            | 2019          |
| (1)                                | (86)              | (87)          | (88)                | (89)          | (90)            | (91)          |
| 0-4                                | 2 873             | 2 887         | 2 716               | 2 727         | 5 589           | 5 614         |
| 5-9                                | 2 776             | 2 790         | 2 591               | 2 602         | 5 367           | 5 392         |
| 10-14                              | 2 604             | 2 616         | 2 483               | 2 495         | 5 087           | 5 111         |
| 15-19                              | 2 355             | 2 368         | 2 166               | 2 175         | 4 521           | 4 543         |
| 20-24                              | 2 252             | 2 263         | 2 157               | 2 167         | 4 409           | 4 430         |
| 25-29                              | 2 254             | 2 265         | 2 362               | 2 372         | 4 616           | 4 637         |
| 30-34                              | 2 633             | 2 646         | 2 573               | 2 583         | 5 206           | 5 229         |
| 35-39                              | 2 503             | 2 515         | 2 339               | 2 351         | 4 842           | 4 866         |
| 40-44                              | 2 462             | 2 475         | 2 472               | 2 484         | 4 934           | 4 959         |
| 45-49                              | 2 205             | 2 216         | 2 088               | 2 100         | 4 293           | 4 316         |
| 50-54                              | 1 811             | 1 821         | 1 807               | 1 815         | 3 618           | 3 636         |
| 55-59                              | 1 502             | 1 509         | 1 535               | 1 545         | 3 037           | 3 054         |
| 60-64                              | 1 284             | 1 292         | 1 146               | 1 152         | 2 430           | 2 444         |
| 65-69                              | 856               | 861           | 903                 | 907           | 1 759           | 1 768         |
| 70-74                              | 585               | 589           | 705                 | 708           | 1 290           | 1 297         |
| 75+                                | 600               | 601           | 937                 | 947           | 1 537           | 1 548         |
| <b>Kecamatan Badas</b>             |                   |               |                     |               |                 |               |
| Hasil Proyeksi //Projection Result | <b>31 555</b>     | <b>31 714</b> | <b>30 980</b>       | <b>31 130</b> | <b>62 535</b>   | <b>62 844</b> |

Lanjutan Tabel/Continued Table 3.1.6

| Kelompok Umur<br>Age Groups                    | [150] Kunjang     |               |                     |               |                 |               |
|--|-------------------|---------------|---------------------|---------------|-----------------|---------------|
|  | Laki-laki<br>Male |               | Perempuan<br>Female |               | Jumlah<br>Total |               |
|  | 2018              | 2019          | 2018                | 2019          | 2018            | 2019          |
| (1)  | (92)              | (93)          | (94)                | (95)          | (96)            | (97)          |
| 0-4  | 1 232             | 1 231         | 1 222               | 1 223         | 2 454           | 2 454         |
| 5-9  | 1 346             | 1 346         | 1 326               | 1 326         | 2 672           | 2 672         |
| 10-14  | 1 383             | 1 384         | 1 274               | 1 272         | 2 657           | 2 656         |
| 15-19  | 1 353             | 1 353         | 1 200               | 1 200         | 2 553           | 2 553         |
| 20-24  | 969               | 970           | 966                 | 964           | 1 935           | 1 934         |
| 25-29  | 1 170             | 1 170         | 1 189               | 1 188         | 2 359           | 2 358         |
| 30-34  | 1 192             | 1 191         | 1 203               | 1 205         | 2 395           | 2 396         |
| 35-39  | 1 311             | 1 310         | 1 364               | 1 364         | 2 675           | 2 674         |
| 40-44  | 1 412             | 1 413         | 1 430               | 1 429         | 2 842           | 2 842         |
| 45-49  | 1 243             | 1 244         | 1 356               | 1 356         | 2 599           | 2 600         |
| 50-54  | 1 152             | 1 153         | 1 184               | 1 183         | 2 336           | 2 336         |
| 55-59  | 957               | 957           | 971                 | 971           | 1 928           | 1 928         |
| 60-64  | 781               | 782           | 816                 | 816           | 1 597           | 1 598         |
| 65-69  | 608               | 609           | 644                 | 645           | 1 252           | 1 254         |
| 70-74  | 459               | 459           | 489                 | 491           | 948             | 950           |
| 75+  | 370               | 370           | 616                 | 615           | 986             | 985           |
| <b>Kecamatan Kunjang</b>                       |                   |               |                     |               |                 |               |
| Hasil Proyeksi <sup>1/</sup> Projection Result | <b>16 938</b>     | <b>16 942</b> | <b>17 250</b>       | <b>17 248</b> | <b>34 188</b>   | <b>34 190</b> |

Lanjutan Tabel/Continued Table 3.1.6

| Kelompok Umur<br>Age Groups       | [160] Plemahan    |               |                     |               |                 |               |
|-----------------------------------|-------------------|---------------|---------------------|---------------|-----------------|---------------|
|                                   | Laki-laki<br>Male |               | Perempuan<br>Female |               | Jumlah<br>Total |               |
|                                   | 2018<br>(98)      | 2019<br>(99)  | 2018<br>(100)       | 2019<br>(101) | 2018<br>(102)   | 2019<br>(103) |
| 0-4                               | 2 373             | 2385          | 2 303               | 2315          | 4 676           | 4 700         |
| 5-9                               | 2 438             | 2450          | 2 356               | 2368          | 4 794           | 4 818         |
| 10-14                             | 2 423             | 2435          | 2 249               | 2261          | 4 672           | 4 696         |
| 15-19                             | 2 232             | 2245          | 2 026               | 2034          | 4 258           | 4 279         |
| 20-24                             | 1 871             | 1880          | 1 873               | 1882          | 3 744           | 3 762         |
| 25-29                             | 2 055             | 2065          | 2 108               | 2117          | 4 163           | 4 182         |
| 30-34                             | 2 158             | 2169          | 2 188               | 2198          | 4 346           | 4 367         |
| 35-39                             | 2 310             | 2322          | 2 435               | 2447          | 4 745           | 4 769         |
| 40-44                             | 2 411             | 2424          | 2 410               | 2422          | 4 821           | 4 846         |
| 45-49                             | 2 255             | 2266          | 2 324               | 2338          | 4 579           | 4 604         |
| 50-54                             | 1 880             | 1890          | 1 878               | 1888          | 3 758           | 3 778         |
| 55-59                             | 1 473             | 1481          | 1 568               | 1578          | 3 041           | 3 059         |
| 60-64                             | 1 194             | 1202          | 1 226               | 1231          | 2 420           | 2 433         |
| 65-69                             | 975               | 982           | 994                 | 999           | 1 969           | 1 981         |
| 70-74                             | 648               | 652           | 792                 | 796           | 1 440           | 1 448         |
| 75+                               | 619               | 623           | 1 005               | 1011          | 1 624           | 1 634         |
| <b>Kecamatan Plemahan</b>         |                   |               |                     |               |                 |               |
| Hasil Proyeksi /Projection Result | <b>29 315</b>     | <b>29 471</b> | <b>29 735</b>       | <b>29 885</b> | <b>59 050</b>   | <b>59 356</b> |

Lanjutan Tabel/Continued Table 3.1.6

| Kelompok Umur<br>Age Groups       | [170] Purwoasri   |               |                     |               |                 |               |
|-----------------------------------|-------------------|---------------|---------------------|---------------|-----------------|---------------|
|                                   | Laki-laki<br>Male |               | Perempuan<br>Female |               | Jumlah<br>Total |               |
|                                   | 2018<br>(104)     | 2019<br>(105) | 2018<br>(106)       | 2019<br>(107) | 2018<br>(108)   | 2019<br>(109) |
| 0-4                               | 2 136             | 2139          | 2 071               | 2072          | 4 207           | 4 211         |
| 5-9                               | 2 333             | 2334          | 2 152               | 2156          | 4 485           | 4 490         |
| 10-14                             | 2 424             | 2427          | 2 290               | 2292          | 4 714           | 4 719         |
| 15-19                             | 2 167             | 2168          | 2 258               | 2261          | 4 425           | 4 429         |
| 20-24                             | 1 530             | 1532          | 1 455               | 1455          | 2 985           | 2 987         |
| 25-29                             | 1 687             | 1689          | 1 786               | 1786          | 3 473           | 3 475         |
| 30-34                             | 1 887             | 1890          | 2 030               | 2030          | 3 917           | 3 920         |
| 35-39                             | 2 048             | 2050          | 2 223               | 2225          | 4 271           | 4 275         |
| 40-44                             | 2 246             | 2248          | 2 340               | 2343          | 4 586           | 4 591         |
| 45-49                             | 2 094             | 2096          | 2 129               | 2132          | 4 223           | 4 228         |
| 50-54                             | 1 798             | 1800          | 1 977               | 1980          | 3 775           | 3 780         |
| 55-59                             | 1 409             | 1411          | 1 495               | 1498          | 2 904           | 2 909         |
| 60-64                             | 1 175             | 1178          | 1 225               | 1226          | 2 400           | 2 404         |
| 65-69                             | 901               | 902           | 1 118               | 1121          | 2 019           | 2 023         |
| 70-74                             | 632               | 634           | 806                 | 807           | 1 438           | 1 441         |
| 75+                               | 684               | 687           | 1 136               | 1134          | 1 820           | 1 821         |
| <b>Kecamatan Purwoasri</b>        |                   |               |                     |               |                 |               |
| Hasil Proyeksi /Projection Result | <b>27 151</b>     | <b>27 185</b> | <b>28 491</b>       | <b>28 518</b> | <b>55 642</b>   | <b>55 703</b> |

Lanjutan Tabel/*Continued Table* 3.1.6

| Kelompok Umur<br><i>Age Groups</i>       | [180] Papar              |               |                            |               |                        |               |
|--|--------------------------|---------------|----------------------------|---------------|------------------------|---------------|
|  | Laki-laki<br><i>Male</i> |               | Perempuan<br><i>Female</i> |               | Jumlah<br><i>Total</i> |               |
|  | 2018                     | 2019          | 2018                       | 2019          | 2018                   | 2019          |
| (1)                                      | (110)                    | (111)         | (112)                      | (113)         | (114)                  | (115)         |
| 0-4                                      | 2 163                    | 2167          | 1 984                      | 1 989         | 4 147                  | 4 156         |
| 5-9                                      | 2 111                    | 2115          | 1 986                      | 1 990         | 4 097                  | 4 105         |
| 10-14                                    | 2 103                    | 2107          | 1 985                      | 1 990         | 4 088                  | 4 097         |
| 15-19                                    | 1 899                    | 1 902         | 1 785                      | 1 791         | 3 684                  | 3 693         |
| 20-24                                    | 1 457                    | 1 460         | 1 484                      | 1 487         | 2 941                  | 2 947         |
| 25-29                                    | 1 644                    | 1 647         | 1 697                      | 1 700         | 3 341                  | 3 347         |
| 30-34                                    | 1 739                    | 1 743         | 1 781                      | 1 784         | 3 520                  | 3 527         |
| 35-39                                    | 1 828                    | 1 831         | 2 020                      | 2 025         | 3 848                  | 3 856         |
| 40-44                                    | 2 059                    | 2 065         | 2 048                      | 2 051         | 4 107                  | 4 116         |
| 45-49                                    | 1 890                    | 1 893         | 2 055                      | 2 061         | 3 945                  | 3 954         |
| 50-54                                    | 1 640                    | 1 644         | 1 610                      | 1 614         | 3 250                  | 3 258         |
| 55-59                                    | 1 240                    | 1 244         | 1 263                      | 1 267         | 2 503                  | 2 511         |
| 60-64                                    | 991                      | 994           | 969                        | 972           | 1 960                  | 1 966         |
| 65-69                                    | 808                      | 811           | 945                        | 947           | 1 753                  | 1 758         |
| 70-74                                    | 606                      | 608           | 748                        | 750           | 1 354                  | 1 358         |
| 75+                                      | 613                      | 619           | 986                        | 981           | 1 599                  | 1 600         |
| <b>Kecamatan Papar</b>                   |                          |               |                            |               |                        |               |
| Hasil Proyeksi <i>/Projection Result</i> | <b>24 791</b>            | <b>24 850</b> | <b>25 346</b>              | <b>25 399</b> | <b>50 137</b>          | <b>50 249</b> |

Lanjutan Tabel/Continued Table 3.1.6

| Kelompok Umur<br>Age Groups                     | [190] Pagu        |               |                     |               |                 |               |
|---|-------------------|---------------|---------------------|---------------|-----------------|---------------|
|   | Laki-laki<br>Male |               | Perempuan<br>Female |               | Jumlah<br>Total |               |
|   | 2018<br>(116)     | 2019<br>(117) | 2018<br>(118)       | 2019<br>(119) | 2018<br>(120)   | 2019<br>(121) |
| 0-4   | 1 657             | 1667          | 1 540               | 1546          | 3 197           | 3 213         |
| 5-9   | 1 577             | 1585          | 1 451               | 1458          | 3 028           | 3 043         |
| 10-14   | 1 515             | 1523          | 1 465               | 1471          | 2 980           | 2 994         |
| 15-19   | 1 406             | 1413          | 1 479               | 1486          | 2 885           | 2 899         |
| 20-24   | 1 285             | 1292          | 1 217               | 1222          | 2 502           | 2 514         |
| 25-29   | 1 426             | 1434          | 1 414               | 1421          | 2 840           | 2 855         |
| 30-34   | 1 391             | 1398          | 1 383               | 1389          | 2 774           | 2 787         |
| 35-39   | 1 514             | 1522          | 1 532               | 1539          | 3 046           | 3 061         |
| 40-44   | 1 580             | 1589          | 1 657               | 1664          | 3 237           | 3 253         |
| 45-49   | 1 566             | 1574          | 1 518               | 1527          | 3 084           | 3 101         |
| 50-54   | 1 241             | 1247          | 1 330               | 1338          | 2 571           | 2 585         |
| 55-59   | 1 029             | 1034          | 1 017               | 1022          | 2 046           | 2 056         |
| 60-64   | 805               | 809           | 706                 | 710           | 1 511           | 1 519         |
| 65-69   | 575               | 579           | 591                 | 596           | 1 166           | 1 175         |
| 70-74   | 381               | 383           | 460                 | 463           | 841             | 846           |
| 75+   | 425               | 428           | 720                 | 726           | 1 145           | 1 154         |
| <b>Kecamatan Pagu</b>                           |                   |               |                     |               |                 |               |
| Hasil Proyeksi <sup>1)</sup> /Projection Result | <b>19 373</b>     | <b>19 477</b> | <b>19 480</b>       | <b>19 578</b> | <b>38 853</b>   | <b>39 055</b> |



Lanjutan Tabel/*Continued Table* 3.1.6

| Kelompok Umur<br><i>Age Groups</i>       | [191] Kayenkidul         |               |                            |               |                        |               |
|--|--------------------------|---------------|----------------------------|---------------|------------------------|---------------|
|  | Laki-laki<br><i>Male</i> |               | Perempuan<br><i>Female</i> |               | Jumlah<br><i>Total</i> |               |
|  | 2018<br>(122)            | 2019<br>(123) | 2018<br>(124)              | 2019<br>(125) | 2018<br>(126)          | 2019<br>(127) |
| 0-4                                      | 1 880                    | 1 883         | 1 748                      | 1 750         | 3 628                  | 3 633         |
| 5-9                                      | 1 799                    | 1 802         | 1 704                      | 1 707         | 3 503                  | 3 509         |
| 10-14                                    | 1 743                    | 1 746         | 1 699                      | 1 703         | 3 442                  | 3 449         |
| 15-19                                    | 1 687                    | 1 690         | 1 475                      | 1 478         | 3 162                  | 3 168         |
| 20-24                                    | 1 324                    | 1 327         | 1 386                      | 1 387         | 2 710                  | 2 714         |
| 25-29                                    | 1 452                    | 1 454         | 1 526                      | 1 529         | 2 978                  | 2 983         |
| 30-34                                    | 1 539                    | 1 542         | 1 522                      | 1 523         | 3 061                  | 3 065         |
| 35-39                                    | 1 746                    | 1 749         | 1 728                      | 1 730         | 3 474                  | 3 479         |
| 40-44                                    | 1 824                    | 1 828         | 1 944                      | 1 946         | 3 768                  | 3 774         |
| 45-49                                    | 1 690                    | 1 693         | 1 774                      | 1 777         | 3 464                  | 3 470         |
| 50-54                                    | 1 414                    | 1 417         | 1 484                      | 1 487         | 2 898                  | 2 904         |
| 55-59                                    | 1 160                    | 1 162         | 1 235                      | 1 240         | 2 395                  | 2 402         |
| 60-64                                    | 979                      | 981           | 993                        | 996           | 1 972                  | 1 977         |
| 65-69                                    | 733                      | 735           | 791                        | 792           | 1 524                  | 1 527         |
| 70-74                                    | 561                      | 562           | 607                        | 608           | 1 168                  | 1 170         |
| 75+                                      | 589                      | 590           | 888                        | 888           | 1 477                  | 1 478         |
| <b>Kecamatan Kayenkidul</b>              |                          |               |                            |               |                        |               |
| Hasil Proyeksi <i>/Projection Result</i> | <b>22 120</b>            | <b>22 161</b> | <b>22 504</b>              | <b>22 541</b> | <b>44 624</b>          | <b>44 702</b> |

Lanjutan Tabel/Continued Table 3.1.6

| Kelompok Umur<br>Age Groups       | [200] Gampengrejo |               |                     |               |                 |               |
|-----------------------------------|-------------------|---------------|---------------------|---------------|-----------------|---------------|
|                                   | Laki-laki<br>Male |               | Perempuan<br>Female |               | Jumlah<br>Total |               |
|                                   | 2018<br>(128)     | 2019<br>(129) | 2018<br>(130)       | 2019<br>(131) | 2018<br>(132)   | 2019<br>(133) |
| 0-4                               | 1 492             | 1 502         | 1 453               | 1 463         | 2 945           | 2 965         |
| 5-9                               | 1 479             | 1 489         | 1 399               | 1 410         | 2 878           | 2 899         |
| 10-14                             | 1 367             | 1 379         | 1 254               | 1 260         | 2 621           | 2 639         |
| 15-19                             | 1 408             | 1 418         | 1 208               | 1 217         | 2 616           | 2 635         |
| 20-24                             | 1 226             | 1 236         | 1 123               | 1 130         | 2 349           | 2 366         |
| 25-29                             | 1 308             | 1 317         | 1 304               | 1 312         | 2 612           | 2 629         |
| 30-34                             | 1 390             | 1 400         | 1 352               | 1 361         | 2 742           | 2 761         |
| 35-39                             | 1 456             | 1 466         | 1 373               | 1 383         | 2 829           | 2 849         |
| 40-44                             | 1 443             | 1 454         | 1 452               | 1 462         | 2 895           | 2 916         |
| 45-49                             | 1 249             | 1 258         | 1 375               | 1 385         | 2 624           | 2 643         |
| 50-54                             | 1 121             | 1 130         | 1 066               | 1 074         | 2 187           | 2 204         |
| 55-59                             | 856               | 862           | 790                 | 797           | 1 646           | 1 659         |
| 60-64                             | 560               | 564           | 568                 | 573           | 1 128           | 1 137         |
| 65-69                             | 419               | 423           | 449                 | 452           | 868             | 875           |
| 70-74                             | 270               | 272           | 326                 | 328           | 596             | 600           |
| 75+                               | 314               | 315           | 462                 | 466           | 776             | 781           |
| <b>Kecamatan Gampengrejo</b>      |                   |               |                     |               |                 |               |
| Hasil Proyeksi /Projection Result | <b>17 358</b>     | <b>17 485</b> | <b>16 954</b>       | <b>17 073</b> | <b>34 312</b>   | <b>34 558</b> |

Lanjutan Tabel/*Continued Table* 3.1.6

| Kelompok Umur<br><i>Age Groups</i>         | [201] Ngasem             |               |                            |               |                        |               |
|--|--------------------------|---------------|----------------------------|---------------|------------------------|---------------|
|  | Laki-laki<br><i>Male</i> |               | Perempuan<br><i>Female</i> |               | Jumlah<br><i>Total</i> |               |
|  | 2018<br>(134)            | 2019<br>(135) | 2018<br>(136)              | 2019<br>(137) | 2018<br>(138)          | 2019<br>(139) |
| 0-4  | 2 821                    | 2 849         | 2 775                      | 2 800         | 5 596                  | 5 649         |
| 5-9  | 2 842                    | 2 871         | 2 765                      | 2 790         | 5 607                  | 5 661         |
| 10-14                                      | 2 575                    | 2 600         | 2 426                      | 2 450         | 5 001                  | 5 050         |
| 15-19                                      | 2 595                    | 2 621         | 2 637                      | 2 663         | 5 232                  | 5 284         |
| 20-24                                      | 2 519                    | 2 543         | 2 547                      | 2 571         | 5 066                  | 5 114         |
| 25-29                                      | 2 720                    | 2 747         | 2 717                      | 2 743         | 5 437                  | 5 490         |
| 30-34                                      | 2 776                    | 2 803         | 2 596                      | 2 620         | 5 372                  | 5 423         |
| 35-39                                      | 2 772                    | 2 799         | 2 685                      | 2 711         | 5 457                  | 5 510         |
| 40-44                                      | 2 710                    | 2 737         | 3 006                      | 3 037         | 5 716                  | 5 774         |
| 45-49                                      | 2 654                    | 2 682         | 2 929                      | 2 957         | 5 583                  | 5 639         |
| 50-54                                      | 2 425                    | 2 450         | 2 424                      | 2 449         | 4 849                  | 4 899         |
| 55-59                                      | 1 663                    | 1 681         | 1 583                      | 1 599         | 3 246                  | 3 280         |
| 60-64                                      | 1 254                    | 1 267         | 1 017                      | 1 028         | 2 271                  | 2 295         |
| 65-69                                      | 682                      | 689           | 754                        | 762           | 1 436                  | 1 451         |
| 70-74                                      | 443                      | 448           | 537                        | 543           | 980                    | 991           |
| 75+  | 521                      | 526           | 736                        | 746           | 1 257                  | 1 272         |
| <b>Kecamatan Ngasem</b>                    |                          |               |                            |               |                        |               |
| Hasil Proyeksi // <i>Projection Result</i> | <b>33 972</b>            | <b>34 313</b> | <b>34 134</b>              | <b>34 469</b> | <b>68 106</b>          | <b>68 782</b> |

Lanjutan Tabel/Continued Table 3.1.6

| Kelompok Umur<br>Age Groups                    | [210] Banyakan    |               |                     |               |                 |               |
|--|-------------------|---------------|---------------------|---------------|-----------------|---------------|
|  | Laki-laki<br>Male |               | Perempuan<br>Female |               | Jumlah<br>Total |               |
|  | 2018<br>(140)     | 2019<br>(141) | 2018<br>(142)       | 2019<br>(143) | 2018<br>(144)   | 2019<br>(145) |
| (1)  | (140)             | (141)         | (142)               | (143)         | (144)           | (145)         |
| 0-4  | 2 239             | 2238          | 2 078               | 2076          | 4 317           | 4 314         |
| 5-9  | 2 235             | 2233          | 2 156               | 2156          | 4 391           | 4 389         |
| 10-14  | 2 147             | 2147          | 2 054               | 2053          | 4 201           | 4 200         |
| 15-19  | 1 984             | 1984          | 1 924               | 1923          | 3 908           | 3 907         |
| 20-24  | 2 165             | 2164          | 2 145               | 2143          | 4 310           | 4 307         |
| 25-29  | 2 165             | 2165          | 2 138               | 2135          | 4 303           | 4 300         |
| 30-34  | 2 096             | 2096          | 2 028               | 2026          | 4 124           | 4 122         |
| 35-39  | 2 034             | 2033          | 2 082               | 2081          | 4 116           | 4 114         |
| 40-44  | 2 156             | 2156          | 2 189               | 2187          | 4 345           | 4 343         |
| 45-49  | 1 984             | 1984          | 2 169               | 2167          | 4 153           | 4 151         |
| 50-54  | 1 753             | 1753          | 1 849               | 1849          | 3 602           | 3 602         |
| 55-59  | 1 396             | 1396          | 1 279               | 1280          | 2 675           | 2 676         |
| 60-64  | 1 001             | 1002          | 1 056               | 1056          | 2 057           | 2 058         |
| 65-69  | 786               | 786           | 813                 | 814           | 1 599           | 1 600         |
| 70-74  | 546               | 546           | 710                 | 710           | 1 256           | 1 256         |
| 75+  | 590               | 589           | 804                 | 806           | 1 394           | 1 395         |
| <b>Kecamatan Banyakan</b>                      |                   |               |                     |               |                 |               |
| Hasil Proyeksi <sup>1/</sup> Projection Result | <b>27 277</b>     | <b>27 272</b> | <b>27 474</b>       | <b>27 462</b> | <b>54 751</b>   | <b>54 734</b> |

Lanjutan Tabel/Continued Table 3.1.6

| Kelompok Umur<br>Age Groups        | [220] Grogol      |               |                     |               |                 |               |
|------------------------------------|-------------------|---------------|---------------------|---------------|-----------------|---------------|
|                                    | Laki-laki<br>Male |               | Perempuan<br>Female |               | Jumlah<br>Total |               |
|                                    | 2018<br>(146)     | 2019<br>(147) | 2018<br>(148)       | 2019<br>(149) | 2018<br>(150)   | 2019<br>(151) |
| 0-4                                | 1 989             | 1 997         | 1 891               | 1 899         | 3 880           | 3 896         |
| 5-9                                | 1 870             | 1 877         | 1 847               | 1 855         | 3 717           | 3 732         |
| 10-14                              | 1 990             | 1 998         | 1 876               | 1 884         | 3 866           | 3 882         |
| 15-19                              | 1 838             | 1 846         | 1 731               | 1 738         | 3 569           | 3 584         |
| 20-24                              | 1 939             | 1 946         | 1 817               | 1 824         | 3 756           | 3 770         |
| 25-29                              | 1 909             | 1 916         | 1 742               | 1 749         | 3 651           | 3 665         |
| 30-34                              | 1 792             | 1 800         | 1 680               | 1 686         | 3 472           | 3 486         |
| 35-39                              | 1 766             | 1 774         | 1 783               | 1 788         | 3 549           | 3 562         |
| 40-44                              | 1 749             | 1 757         | 1 743               | 1 750         | 3 492           | 3 507         |
| 45-49                              | 1 684             | 1 691         | 1 653               | 1 661         | 3 337           | 3 352         |
| 50-54                              | 1 390             | 1 397         | 1 458               | 1 463         | 2 848           | 2 860         |
| 55-59                              | 1 130             | 1 136         | 1 170               | 1 174         | 2 300           | 2 310         |
| 60-64                              | 903               | 907           | 910                 | 915           | 1 813           | 1 822         |
| 65-69                              | 674               | 677           | 664                 | 668           | 1 338           | 1 345         |
| 70-74                              | 426               | 428           | 517                 | 521           | 943             | 949           |
| 75+                                | 412               | 415           | 652                 | 654           | 1 064           | 1 069         |
| <b>Kecamatan Grogol</b>            |                   |               |                     |               |                 |               |
| Hasil Proyeksi //Projection Result | <b>23 461</b>     | <b>23 562</b> | <b>23 134</b>       | <b>23 229</b> | <b>46 595</b>   | <b>46 791</b> |

Lanjutan Tabel/Continued Table 3.1.6

| Kelompok Umur<br>Age Groups                    | [230] Tarokan     |               |                     |               |                 |               |
|--|-------------------|---------------|---------------------|---------------|-----------------|---------------|
|  | Laki-laki<br>Male |               | Perempuan<br>Female |               | Jumlah<br>Total |               |
|  | 2018<br>(152)     | 2019<br>(153) | 2018<br>(154)       | 2019<br>(155) | 2018<br>(156)   | 2019<br>(157) |
| 0-4  | 2 497             | 2 505         | 2 372               | 2 380         | 4 869           | 4 885         |
| 5-9  | 2 415             | 2 422         | 2 285               | 2 293         | 4 700           | 4 715         |
| 10-14  | 2 515             | 2 523         | 2 464               | 2 471         | 4 979           | 4 994         |
| 15-19  | 2 417             | 2 425         | 2 138               | 2 144         | 4 555           | 4 569         |
| 20-24  | 2 382             | 2 390         | 2 215               | 2 220         | 4 597           | 4 610         |
| 25-29  | 2 422             | 2 429         | 2 174               | 2 179         | 4 596           | 4 608         |
| 30-34  | 2 255             | 2 261         | 2 106               | 2 114         | 4 361           | 4 375         |
| 35-39  | 2 209             | 2 217         | 2 203               | 2 208         | 4 412           | 4 425         |
| 40-44  | 2 157             | 2 163         | 2 205               | 2 214         | 4 362           | 4 377         |
| 45-49  | 2 151             | 2 157         | 2 164               | 2 172         | 4 315           | 4 329         |
| 50-54  | 1 867             | 1 874         | 1 931               | 1 937         | 3 798           | 3 811         |
| 55-59  | 1 421             | 1 426         | 1 436               | 1 442         | 2 857           | 2 868         |
| 60-64  | 1 190             | 1 195         | 1 029               | 1 032         | 2 219           | 2 227         |
| 65-69  | 861               | 864           | 832                 | 834           | 1 693           | 1 698         |
| 70-74  | 607               | 609           | 681                 | 683           | 1 288           | 1 292         |
| 75+  | 591               | 596           | 990                 | 990           | 1 581           | 1 586         |
| <b>Kecamatan Tarokan</b>                       |                   |               |                     |               |                 |               |
| Hasil Proyeksi <sup>1</sup> /Projection Result | <b>29 957</b>     | <b>30 056</b> | <b>29 225</b>       | <b>29 313</b> | <b>59 182</b>   | <b>59 369</b> |

Catatan/Note: <sup>1</sup> Data dari Hasil Proyeksi Penduduk Indonesia 2010–2035 (Pertengahan tahun/Juni)/Data from the result of Indonesia Population Projection 2010–2035 (mid year/June)

Sumber/Source: BPS Kabupaten Kediri/BPS-Statistics of Kediri Regency

**Tabel**  
**Table 3.1.7**
**Proyeksi Rumah Tangga dan Rata-rata Banyaknya Anggota Rumah Tangga di Kabupaten Kediri Menurut Kecamatan, 2018-2019**  
*Number of Households and Average Household Size in Kediri Regency by Subdistrict, 2018-2019*

| Kecamatan<br>Subdistrict                       | Rumah Tangga<br>Households |                | Rata-rata Banyaknya Anggota Keluarga<br>Average Household Size |             |
|--|----------------------------|----------------|--|-------------|
|  | 2018                       | 2019           | 2018   | 2019        |
| (1)  | (2)                        | (3)            | (4)  | (5)         |
| [010] Mojo                                     | 19 322                     | 19 364         | 3,93   | 3,93        |
| [020] Semen                                    | 14 141                     | 14 175         | 3,81   | 3,83        |
| [030] Ngadiluwih                               | 20 589                     | 20 621         | 3,79   | 3,80        |
| [040] Kras                                     | 16 339                     | 16 375         | 3,65   | 3,66        |
| [050] Ringinrejo                               | 14 427                     | 14 483         | 3,64   | 3,64        |
| [060] Kandat                                   | 15 805                     | 15 846         | 3,76   | 3,77        |
| [070] Wates                                    | 24 034                     | 24 080         | 3,64   | 3,65        |
| [080] Ngancar                                  | 13 371                     | 13 392         | 3,55   | 3,56        |
| [090] Plosoklaten                              | 19 595                     | 19 632         | 3,58   | 3,59        |
| [100] Gurah                                    | 21 474                     | 21 502         | 3,81   | 3,82        |
| [110] Puncu                                    | 16 876                     | 16 893         | 3,63   | 3,64        |
| [120] Kepung                                   | 21 424                     | 21 456         | 3,82   | 3,82        |
| [130] Kandangan                                | 13 012                     | 13 059         | 3,72   | 3,71        |
| [140] Pare                                     | 27 016                     | 27 096         | 3,78   | 3,78        |
| [141] Badas                                    | 16 961                     | 16 996         | 3,69   | 3,70        |
| [150] Kunjang                                  | 9 710                      | 9 783          | 3,52   | 3,49        |
| [160] Plemahan                                 | 16 457                     | 16 504         | 3,59   | 3,60        |
| [170] Purwoasri                                | 15 345                     | 15 392         | 3,63   | 3,62        |
| [180] Papar                                    | 13 744                     | 13 787         | 3,65   | 3,64        |
| [190] Pagu                                     | 10 458                     | 10 478         | 3,72   | 3,73        |
| [191] Kayenkidul                               | 12 311                     | 12 356         | 3,62   | 3,62        |
| [200] Gampengrejo                              | 8 981                      | 9 067          | 3,82   | 3,81        |
| [201] Ngasem                                   | 17 832                     | 17 895         | 3,82   | 3,84        |
| [210] Banyakan                                 | 15 302                     | 15 377         | 3,58   | 3,56        |
| [220] Grogol                                   | 12 766                     | 12 775         | 3,65   | 3,66        |
| [230] Tarokan                                  | 15 965                     | 16 015         | 3,71   | 3,71        |
| <b>Kabupaten Kediri</b>                        |                            |                |  |             |
| Hasil Proyeksi <sup>1</sup> /Projection Result | <b>423 257</b>             | <b>424 399</b> | <b>3,70</b>  | <b>3,71</b> |

Catatan/Note: <sup>1</sup>Data dari Hasil Proyeksi Penduduk Indonesia 2010–2035 (Pertengahan tahun/Juni)/Data from the result of Indonesia Population Projection 2010–2035 (mid year/June)

Sumber/Source: BPS Kabupaten Kediri/BPS-Statistics of Kediri Regency

### 3.2 KETENAGAKERJAAN EMPLOYMENT

**Tabel 3.2.1** Jumlah Penduduk Berumur 15 Tahun Keatas Menurut Jenis Kegiatan Selama Seminggu yang Lalu dan Jenis Kelamin di Kabupaten Kediri, 2019  
*Population Aged 15 Years and Over by Type of Activity During The Previous Week and Sex in Kediri Regency, 2019*

| Kegiatan Utama<br><i>Main Activity</i>                      | Jenis Kelamin/Sex        |                            | Jumlah<br><i>Total</i> |
|---|--------------------------|----------------------------|------------------------|
|   | Laki-Laki<br><i>Male</i> | Perempuan<br><i>Female</i> |                        |
| (1)   | (2)                      | (3)                        | (4)                    |
| <b>Angkatan Kerja</b><br><i>Economically Active</i>         | <b>521 749</b>           | <b>350 408</b>             | <b>872 157</b>         |
| Bekerja/ <i>Working</i>                                     | 503 459                  | 336 594                    | 840 053                |
| Pengangguran Terbuka<br><i>Unemployment</i>                 | 18 290                   | 13 814                     | 32 104                 |
| <b>Bukan Angkatan Kerja</b><br><i>Economically Inactive</i> | <b>86 427</b>            | <b>259 291</b>             | <b>345 718</b>         |
| Sekolah/ <i>Attending School</i>                            | 42 637                   | 38 476                     | 81 113                 |
| Mengurus Rumah Tangga<br><i>Housekeeping</i>                | 16 673                   | 201 416                    | 218 089                |
| Lainnya/ <i>Others</i>                                      | 27 117                   | 19 399                     | 46 516                 |
| <b>Jumlah/Total</b>   | <b>608 176</b>           | <b>609 699</b>             | <b>1 217 875</b>       |

Catatan/Note:

Sumber/Source: BPS, Survei Angkatan Kerja Nasional (Sakernas) Agustus/BPS-Statistics Indonesia, August National Labor Force Survey



**Tabel** 3.2.2  
**Table**

**Penduduk Berumur 15 Tahun ke Atas Menurut Pendidikan Tertinggi yang Ditamatkan dan Jenis Kegiatan Selama Seminggu yang Lalu di Kabupaten Kediri, 2019**  
*Population 15 Years of Age and Over by Educational Attainment and Type of Activity During the Previous Week in Kediri Regency, 2019*

| Pendidikan Tertinggi yang Ditamatkan <sup>1</sup><br><i>Educational Attainment<sup>1</sup></i> | Angkatan Kerja/ <i>Economically Active</i> |  |  | Persentase Bekerja terhadap Angkatan Kerja<br><i>Percentage of Working to Economically Active</i> |
|--|--|--|--|---|
|  | Bekerja<br><i>Working</i>                  | Pengangguran <sup>2</sup><br><i>Unemployment<sup>2</sup></i> | Jumlah Angkatan Kerja<br><i>Total of Economically Active</i> |   |
| (1)  | (2)  | (3)  | (4)  | (5)   |
| 0  | 343 305                                    | 4 776  | 348 081  | 39.36 %   |
| 1  | 190 270                                    | 5 624  | 195 894  | 21.82 %   |
| 2  | 232 327                                    | 16 050   | 248 377  | 26.64 %   |
| 3  | 74 151                                     | 5 654  | 79 805   | 8.50 %  |
| <b>Jumlah/Total</b>  | 840 053                                    | 32 104   | 872 157  | 96.32 %   |

Lanjutan Tabel/Continued Table 3.2.2

| Pendidikan Tertinggi yang Ditamatkan <sup>1</sup><br><i>Educational Attainment<sup>1</sup></i> | Bukan Angkatan Kerja<br><i>Not Economically Active</i> | Jumlah Total     | Persentase Angkatan Kerja terhadap Penduduk Usia Kerja<br><i>Percentage of Economically Active to Working Age Population</i> |
|--|--|------------------|--|
| (1)  | (6)  | (7)              | (8)  |
| 0  | 150 047  | 498 128          | 69.88 %  |
| 1  | 100 914  | 296 808          | 66.00 %  |
| 2  | 80 181   | 328 558          | 75.60 %  |
| 3  | 14 573   | 94 378           | 84.56 %  |
| <b>Jumlah/Total</b>  | <b>345 715</b>   | <b>1 217 872</b> | <b>71.61 %</b>   |

- Catatan/Note:
- <sup>1</sup>
    0. ≤ Sekolah Dasar (SD)/≤ *Primary School*
    1. Sekolah Menengah Pertama/*Junior High School*
    2. Sekolah Menengah Atas/*Senior High School*
    3. Perguruan Tinggi/*Collage*
  - <sup>2</sup>
    1. Mencari pekerjaan/*Looking for work*
    2. Mempersiapkan usaha/*Establishing a new business/firm*
    3. Merasa tidak mungkin mendapat pekerjaan/*Hopeless of job*
    4. Sudah punya pekerjaan tetapi belum mulai bekerja/*Have a job in future start*

Sumber/Source: BPS, Survei Angkatan Kerja Nasional (Sakernas) Agustus/BPS-Statistics Indonesia, August National Labor Force Survey

**Tabel**  
**Table** 3.2.3

**Penduduk Berumur 15 Tahun Ke Atas yang Bekerja Selama Seminggu yang Lalu Menurut Status Pekerjaan Utama dan Jenis Kelamin di Kabupaten Kediri, 2019**  
*Population 15 Years of Age and Over who Worked During The Previous Week by Main Employment Status and Sex in Kediri Regency, 2019*

| <b>Status Pekerjaan Utama</b><br><i>Main Employment Status</i>   | <b>Laki-Laki</b><br><i>Male</i> | <b>Perempuan</b><br><i>Female</i> | <b>Jumlah</b><br><i>Total</i> |
|--|---------------------------------|-----------------------------------|-------------------------------|
| (1)  | (2)                             | (3)                               | (4)                           |
| Berusaha sendiri<br><i>Own account worker</i>  | 90 782                          | 74 221                            | 165 003                       |
| Berusaha dibantu buruh tidak tetap/buruh tidak dibayar<br><i>Employer assisted by temporary worker/unpaid worker</i> | 79 676                          | 41 511                            | 121 187                       |
| Berusaha dibantu buruh tetap/buruh dibayar<br><i>Employer assisted by permanent worker/paid worker</i>               | 28 042                          | 9 691                             | 37 733                        |
| Buruh/Karyawan/Pegawai/ <i>Employee</i>  | 165 294                         | 103 207                           | 268 501                       |
| Pekerja bebas<br><i>Casual worker</i>  | 110 665                         | 44 941                            | 155 606                       |
| Pekerja keluarga/tak dibayar<br><i>Family worker/unpaid worker</i>   | 29 000                          | 63 023                            | 92 023                        |
| <b>Jumlah/Total</b>  | <b>503 459</b>                  | <b>336 594</b>                    | <b>840 053</b>                |

Catatan/Note: ...

Sumber/Source: BPS, Survei Angkatan Kerja Nasional (Sakernas) Agustus/BPS-Statistics Indonesia, August National Labor Force Survey

**Tabel**  
**Table** 3.2.4

**Penduduk Berumur 15 Tahun Ke Atas yang Bekerja Selama Seminggu yang Lalu Menurut Lapangan Pekerjaan Utama dan Jenis Kelamin di Kabupaten Kediri, 2019**  
**Population 15 Years of Age and Over who Worked During The Previous Week by Main Industry and Sex in Kediri Regency, 2019**

| <b>Lapangan Pekerjaan Utama<br/>Main Industry</b> | <b>Laki-Laki<br/>Male</b> | <b>Perempuan<br/>Female</b> | <b>Jumlah<br/>Total</b> |
|---|---------------------------|-----------------------------|-------------------------|
| (1)   | (2)                       | (3)                         | (4)                     |
| Pertanian<br><i>Agriculture</i>                   | 184 468                   | 99 930                      | 284 398                 |
| Industri<br><i>Manufacture</i>                    | 144 547                   | 63 701                      | 208 248                 |
| Jasa<br><i>Services</i>                           | 174 444                   | 172 963                     | 347 407                 |
| <b>Jumlah/Total</b>                               | <b>503 459</b>            | <b>336 594</b>              | <b>840 053</b>          |

Catatan/Note: ...

Sumber/Source: BPS, Survei Angkatan Kerja Nasional (Sakernas) Agustus/BPS-Statistics Indonesia, August National Labor Force Survey

**Tabel**  
**Table** 3.2.5

**Keadaan Lowongan Kerja yang Tercatat Di Dinas Tenaga Kerja Kabupaten Kediri Menurut Jenis Kelamin, 2015-2019**  
*Working Conditions Listed in the Manpower Office of Kediri Regency by Sex, 2015-2019*

| Uraian<br>Description   | 2015   | 2016   | 2017   | 2018   | 2019   |
|---|--------|--------|--------|--------|--------|
| (1)   | (2)    | (3)    | (4)    | (5)    | (6)    |
| <b>Lowongan yang belum terpenuhi tahun lalu/ Unemployed vacancies last year</b> |        |        |        |        |        |
| Laki-laki/ Male   | 152    | 46     | 317    | 279    | 541    |
| Perempuan/ Female   | 226    | 37     | 249    | 419    | 444    |
| Jumlah/ Total   | 378    | 83     | 566    | 698    | 985    |
| <b>Lowongan Kerja yang terdaftar/ Registered Jobs</b>                           |        |        |        |        |        |
| Laki-laki/ Male   | 5 512  | 5 495  | 5 794  | 4 906  | 4 321  |
| Perempuan/ Female   | 4 511  | 4 509  | 4 627  | 5 996  | 6 481  |
| Jumlah/ Total   | 10 023 | 10 004 | 10 421 | 10 902 | 10 802 |
| <b>Lowongan Kerja yang terpenuhi/ Jobs are fulfilled</b>                        |        |        |        |        |        |
| Laki-laki/ Male   | 5 201  | 5 083  | 5 190  | 4 340  | 3 909  |
| Perempuan/ Female   | 4 256  | 4 160  | 4 296  | 5 303  | 5 865  |
| Jumlah/ Total   | 9 457  | 9 243  | 9 486  | 9 643  | 9 774  |
| <b>Lowongan yang belum terpenuhi/ Unemployed vacancies</b>                      |        |        |        |        |        |
| Laki-laki/ Male   | 311    | 412    | 541    | 566    | 416    |
| Perempuan/ Female   | 255    | 349    | 444    | 693    | 616    |
| Jumlah/ Total   | 566    | 761    | 985    | 1 259  | 1 028  |

Catatan/Note: ...

Sumber/Source: Dinas Tenaga Kerja Kabupaten Kediri /Manpower Department of Kediri Regency

**Tabel**  
**Table** 3.2.6

**Keadaan Kerja yang Tercatat di Dinas Tenaga Kerja  
Kabupaten Kediri Menurut Jenis Kelamin, 2015-2019**  
*Working Status of Listed Worker in the Manpower  
Department of Kediri Regency by Sex, 2015-2019*

| <b>Uraian</b><br><i>Description</i>  | <b>2015</b> | <b>2016</b> | <b>2017</b> | <b>2018</b> | <b>2019</b> |
|--|-------------|-------------|-------------|-------------|-------------|
| (1)  | (2)         | (3)         | (4)         | (5)         | (6)         |
| <b>Pencari Kerja yang belum ditempatkan tahun lalu/ Job Seekers that have not been placed last year</b>                    |             |             |             |             |             |
| Laki-laki/ Male  | 311         | 412         | 541         | 396         | 157         |
| Perempuan/ Female  | 255         | 349         | 444         | 484         | 192         |
| Jumlah/ Total  | 566         | 761         | 985         | 880         | 349         |
| <b>Pencari Kerja yang terdaftar/ Registered Job Seekers</b>  |             |             |             |             |             |
| Laki-laki/ Male  | 5 787       | 5 878       | 5 794       | 4 611       | 4 596       |
| Perempuan/ Female  | 4 736       | 4 434       | 4 627       | 5 637       | 6 617       |
| Jumlah/ Total  | 10 523      | 10 312      | 10 421      | 10 248      | 10 123      |
| <b>Pencari Kerja yang dikirim/ Job Seekers submitted</b>   |             |             |             |             |             |
| Laki-laki/ Male  | 5 512       | 5 495       | 5 574       | 4 340       | 4 398       |
| Perempuan/ Female  | 4 511       | 4 509       | 4 560       | 5 303       | 5 376       |
| Jumlah/ Total  | 10 023      | 10 004      | 10 134      | 9 643       | 9 774       |
| <b>Pencari kerja yang ditempatkan/ Job-seekers are placed</b>  |             |             |             |             |             |
| Laki-laki/ Male  | 5 201       | 5 083       | 5 190       | 4 340       | 4 398       |
| Perempuan/ Female  | 4 256       | 4 160       | 4 246       | 5 303       | 5 376       |
| Jumlah/ Total  | 9 457       | 9 243       | 9 436       | 9 643       | 9 774       |
| <b>Pencari Kerja yang dihapus/ Job Seekers removed</b>   |             |             |             |             |             |
| Laki-laki/ Male  | -           | -           | -           | -           | -           |
| Perempuan/ Female  | -           | -           | -           | -           | -           |
| Jumlah/ Total  | -           | -           | -           | -           | -           |
| <b>Pencari Kerja yang belum ditempatkan pada akhir tahun/ Job Seekers that have not been placed at the end of the year</b> |             |             |             |             |             |
| Laki-laki/ Male  | 311         | 412         | 541         | 396         | 157         |
| Perempuan/ Female  | 255         | 349         | 444         | 484         | 192         |
| Jumlah/ Total  | 566         | 761         | 985         | 880         | 349         |

Catatan/Note: ...

Sumber/Source: Dinas Tenaga Kerja Kabupaten Kediri /Manpower Department of Kediri Regency

**Tabel**  
**Table** 3.2.7

**Jumlah Pencari Kerja di Kabupaten Kediri Menurut Pendidikan dan Jenis Kelamin, 2018-2019**  
**Number of Job Seekers in Kediri Regency According to Education and Sex, 2018-2019**

| Tingkat Pendidikan<br><i>Education Level</i> | Laki-laki<br><i>Male</i> |              | Perempuan<br><i>Female</i> |              | Jumlah<br><i>Total</i> |              |
|--|--------------------------|--------------|----------------------------|--------------|------------------------|--------------|
|  | 2018                     | 2019         | 2018                       | 2019         | 2018                   | 2019         |
| (1)  | (2)                      | (3)          | (4)                        | (5)          | (6)                    | (7)          |
| Sekolah Dasar/ <i>Primary school</i>         | 454                      | 423          | 564                        | 515          | 1 018                  | 938          |
| SLTP/ <i>Junior high school</i>              | 1 365                    | 1 319        | 1 792                      | 1 613        | 3 157                  | 2 932        |
| SLTA/ <i>High School</i>                     | 1 957                    | 1 759        | 2 301                      | 2 150        | 4 258                  | 3 909        |
| PT/ <i>College</i>                           | 960                      | 897          | 1 130                      | 1 098        | 2 090                  | 1 995        |
| <b>Kabupaten Kediri</b>                      | <b>4 736</b>             | <b>4 398</b> | <b>5 787</b>               | <b>5 376</b> | <b>10 523</b>          | <b>9 774</b> |

Catatan/*Note*: ...

Sumber/*Source*: Dinas Tenaga Kerja Kabupaten Kediri /*Manpower Department of Kediri Regency*

**Tabel**  
**Table 3.2.8****Penyerapan Pencari Kerja dan Lowongan Kerja yang Terdaftar di Dinas Tenaga Kerja Kabupaten Kediri menurut Jenis Kelamin, 2018-2019**  
**Absorption of Job Seekers and Registered Jobs in the Manpower Office of Kediri Regency by Sex, 2018-2019**

| Uraian<br>Description                        | Laki-laki<br>Male |              | Perempuan<br>Female |              | Jumlah<br>Total |               |
|--|-------------------|--------------|---------------------|--------------|-----------------|---------------|
|  | 2018              | 2019         | 2018                | 2019         | 2018            | 2019          |
| (1)  | (2)               | (3)          | (4)                 | (5)          | (6)             | (7)           |
| <b>Penempatan Kerja<br/>Work Placement</b>   | <b>4 340</b>      | <b>4 398</b> | <b>5 303</b>        | <b>5 303</b> | <b>9 643</b>    | <b>9 701</b>  |
| (% thd Pencari Kerja)<br>(% Of Job Seekers)  | 94,12             | 95,69        | 94,07               | 94,41        | 94,10           | 94,99         |
| (% thd Lowongan Kerja)<br>(% Of Job Vacancy) | 88,46             | 101,78       | 88,44               | 81,82        | 88,45           | 89,81         |
| <b>Pencari Kerja<br/>Job seekers</b>         | <b>4 611</b>      | <b>4 596</b> | <b>5 637</b>        | <b>5 617</b> | <b>10 248</b>   | <b>10 213</b> |
| <b>Lowongan Kerja<br/>Job vacancy</b>        | <b>4 906</b>      | <b>4 321</b> | <b>5 996</b>        | <b>6 481</b> | <b>10 902</b>   | <b>10 802</b> |
| (% thd Pencari Kerja)<br>(% Of Job Seekers)  | 106,40            | 94,02        | 106,37              | 115,38       | 106,38          | 105,77        |

Catatan/Note: ...

Sumber/Source: Dinas Tenaga Kerja Kabupaten Kediri /Manpower Department of Kediri Regency



**Tabel**  
**Table** 3.2.9

**Jumlah Pencari Kerja yang Belum Ditempatkan di Kabupaten Kediri menurut Pendidikan dan Jenis Kelamin, 2018-2019**  
**Number of Job Seekers that Have Not Been Placed in Kediri Regency according to Education and Sex, 2018-2019**

| Tingkat Pendidikan<br><i>Education Level</i> | Laki-laki<br><i>Male</i> |              | Perempuan<br><i>Female</i> |              | Jumlah<br><i>Total</i> |              |
|--|--------------------------|--------------|----------------------------|--------------|------------------------|--------------|
|  | 2018                     | 2019         | 2018                       | 2019         | 2018                   | 2019         |
| (1)  | (2)                      | (3)          | (4)                        | (5)          | (6)                    | (7)          |
| Sekolah Dasar/ <i>Primary school</i>         | 27                       | 15           | 39                         | 30           | 66                     | 45           |
| SLTP/ <i>Junior high school</i>              | 96                       | 212          | 120                        | 725          | 216                    | 937          |
| SLTA/ <i>High School</i>                     | 86                       | 619          | 94                         | 1 524        | 180                    | 2 143        |
| SMK/ <i>Vocational high School</i>           | 97                       | 389          | 121                        | 991          | 218                    | 1 380        |
| Akademi/ <i>Academy (DI/II/III)</i>          | 48                       | 58           | 58                         | 205          | 106                    | 263          |
| PT/ <i>College</i>                           | 42                       | 104          | 52                         | 309          | 94                     | 413          |
| <b>Kabupaten Kediri</b>                      | <b>396</b>               | <b>1 397</b> | <b>484</b>                 | <b>3 784</b> | <b>880</b>             | <b>5 181</b> |

Catatan/Note: ...

Sumber/Source: Dinas Tenaga Kerja Kabupaten Kediri /Manpower Department of Kediri Regency

**Tabel**  
**Table** 3.2.10

**Penempatan TKI yang Terdaftar di Dinas Tenaga Kerja  
Kabupaten Kediri menurut Negara Tujuan dan Jenis  
Kelamin, 2018-2019**  
*Placement of Migrant Workers Registered at the Manpower  
Office of Kediri Regency by Destination Country and Sex,  
2018-2019*

| Negara Tujuan<br><i>Destination Country</i> | Laki-laki<br><i>Male</i> |              | Perempuan<br><i>Female</i> |              | Jumlah<br><i>Total</i> |              |
|---|--------------------------|--------------|----------------------------|--------------|------------------------|--------------|
|   | 2018                     | 2019         | 2018                       | 2019         | 2018                   | 2019         |
| (1)   | (2)                      | (3)          | (4)                        | (5)          | (6)                    | (7)          |
| Singapura                                   | -                        | -            | 91                         | 361          | 91                     | 361          |
| Malaysia                                    | 298                      | 699          | 136                        | 122          | 434                    | 821          |
| Hongkong                                    | 3                        | 9            | 690                        | 2 441        | 693                    | 2 450        |
| Taiwan                                      | 148                      | 289          | 554                        | 831          | 702                    | 1 120        |
| Korea Selatan                               | -                        | 154          | -                          | 6            | -                      | 160          |
| Arab Saudi                                  | 3                        | 44           | 1                          | 5            | 4                      | 49           |
| Uni Emirat Arab                             | 1                        | 5            | -                          | -            | 1                      | 5            |
| Brunei Darussalam                           | 34                       | 129          | 16                         | 11           | 50                     | 140          |
| Lainnya/ <i>Other</i>                       | -                        | 68           | -                          | 7            | -                      | 75           |
| <b>Kabupaten Kediri</b>                     | <b>487</b>               | <b>1 397</b> | <b>1 488</b>               | <b>3 784</b> | <b>1 975</b>           | <b>5 181</b> |

Catatan/Note: ...

Sumber/Source: Dinas Tenaga Kerja Kabupaten Kediri /Manpower Department of Kediri Regency

**Tabel 3.2.11** Jumlah Tenaga Kerja Asing di Kabupaten Kediri menurut Lapangan Usaha, 2018-2019  
*Number of Foreign Workers in Kediri Regency by Business Field, 2018-2019*

| Lapangan Usaha<br><i>Business field</i>  | 2017     | 2018     | 2019     |
|--|----------|----------|----------|
| (1)  | (2)      | (3)      | (4)      |
| Pertanian, Peternakan, Kehutanan, Perkebunan<br><i>Agriculture, Animal Husbandry, Forestry, Plantation</i> | -        | -        | -        |
| Industri Pengolahan<br><i>Processing industry</i>  | 4        | 7        | 7        |
| Perdagangan, Restoran dan Hotel<br><i>Trade, Restaurants and Hotels</i>                                    | -        | -        | -        |
| Angkutan<br><i>Transportation</i>  | -        | -        | -        |
| Jasa Kemasyarakatan, Sosial dan Perseorangan<br><i>Community, Social and Individual Services</i>           | -        | -        | -        |
| Bangunan<br><i>Building</i>  | -        | -        | -        |
| <b>Kabupaten Kediri</b>  | <b>4</b> | <b>7</b> | <b>7</b> |

Catatan/Note: ...

Sumber/Source: Dinas Tenaga Kerja Kabupaten Kediri /Manpower Department of Kediri Regency



# SOSIAL DAN KESEJAHTERAAN RAKYAT

BAB  
CHAPTER

4

Social and Welfare

## Jumlah tempat peribadatan di Kabupaten Kediri, 2019

Number of Worship Facilities by Subdistrict in Kediri Regency, 2019



Pura  
Temple

52



Gereja Katolik  
Catholic Church

66



Gereja Protestan  
Christian Church

119



Masjid / Mushola  
Mosque / Mushola

7.924

## Jumlah Fasilitas Kesehatan di Kabupaten Kediri, 2019

Number of health facilities in Kediri Regency, 2019

Rumah Sakit  
Hospital 10

Rumah Bersalin  
Maternity Hospital 5

Puskesmas  
Primary Health Care 40

Puskesmas Pembantu  
Auxiliary Health Care 84





**PENJELASAN TEKNIS**

1. Tidak/belum pernah sekolah adalah mereka yang tidak pernah atau belum pernah terdaftar dan tidak pernah atau belum pernah aktif mengikuti pendidikan di suatu jenjang pendidikan formal. Termasuk juga yang tamat/belum tamat taman kanak-kanak tetapi tidak melanjutkan ke sekolah dasar.
2. Masih bersekolah adalah mereka yang terdaftar dan aktif mengikuti pendidikan formal dan nonformal (Paket A, B, atau C), baik pendidikan dasar, menengah maupun pendidikan tinggi. Bagi mahasiswa yang sedang cuti dianggap masih bersekolah.
3. Tidak bersekolah lagi adalah mereka yang pernah terdaftar dan aktif mengikuti pendidikan di suatu jenjang pendidikan formal dan nonformal (Paket A, B, atau C), tetapi pada saat pencacahan tidak lagi terdaftar dan tidak aktif mengikuti pendidikan.
4. Tamat sekolah adalah menyelesaikan pelajaran yang ditandai dengan lulus ujian akhir pada kelas atau tingkat terakhir suatu jenjang pendidikan di sekolah negeri maupun swasta dengan mendapatkan tanda tamat belajar/ijazah. Seseorang yang belum mengikuti pelajaran

**TECHNICAL NOTES**

1. *Not/never attending school is someone who has never attended or never been registered in a formal education, such as primary, secondary, and tertiary education. Those who just completed kindergarten are considered as never attended school.*
2. *Attending school is someone who is currently attending primary, secondary, or tertiary education, including package A, package B, or package C. College student who postpones his/her study is considered as attending school.*
3. *Not attending school anymore is someone who had enrolled and participated in formal and non-formal education in the past including package A, package B, or package C, but currently does not attend school.*
4. *Completed particular level of education is someone who has completed particular level of education in private or public school and accepting graduation certificate. Someone who has never attended the highest grade but passed the final exam is considered as completed particular level of*

pada kelas tertinggi tetapi telah mengikuti ujian akhir dan lulus dianggap tamat sekolah.

5. Dapat membaca dan menulis artinya dapat membaca dan menulis kata-kata/kalimat sederhana dengan suatu aksara tertentu.

6. Jalur Pendidikan di Indonesia terdiri atas 1) pendidikan formal, 2) pendidikan nonformal, dan 3) pendidikan informal yang ketiganya dapat saling melengkapi dan memperkaya (Undang-Undang No. 20 Tahun 2013 tentang Sistem Pendidikan Nasional).

7. Jenjang Pendidikan Formal terdiri atas pendidikan dasar, pendidikan menengah, dan pendidikan tinggi. Jenis pendidikan yang diajarkan mencakup pendidikan umum, kejuruan, akademik, profesi, vokasi, keagamaan, dan khusus.

- Pendidikan Dasar berbentuk Sekolah Dasar (SD) dan Madrasah Ibtidaiyah (MI) atau bentuk lain yang sederajat serta Sekolah Menengah Pertama (SMP) dan Madrasah Tsanawiyah (MTs), atau bentuk lain yang sederajat.
- Pendidikan Menengah berbentuk Sekolah Menengah Atas (SMA),

*education.*

5. *Able to read and write is the ability to read and write at least a simple sentence in any letter of alphabets.*

6. *The Education System in Indonesia consists of 1) a formal education, 2) non-formal education, and 3) informal education that all three can be complementary and enriching (Law No. 20 Year 2013 about the National Education System).*

7. *The Formal Education Level consists of primary education, secondary education, and high education. The kind of education that taught consists of general education, vocational, academic, professional, religious, and specific education.*

- *The Primary Education consists of Elementary School and Islamic Elementary School or other equivalent forms and Junior High School and MTs, or other equivalent forms.*
- *The Secondary Education consists of the senior high school, MA, Vocational School, and Vocational Madrasah Aliyah, or other equivalent forms.*
- *The High Education consists*



- Madrasah Aliyah (MA), Sekolah Menengah Kejuruan (SMK), dan Madrasah Aliyah Kejuruan (MAK), atau bentuk lain yang sederajat.
- Pendidikan Tinggi merupakan jenjang pendidikan setelah pendidikan menengah yang mencakup program pendidikan diploma, sarjana, magister, spesialis, dan doktor yang diselenggarakan oleh perguruan tinggi. Perguruan tinggi dapat berbentuk akademi, politeknik, sekolah tinggi, institut, atau universitas.
8. Rumah Sakit adalah tempat pemeriksaan dan perawatan kesehatan, biasanya berada di bawah pengawasan dokter/tenaga medis, yang melayani penderita yang sakit untuk berobat rawat jalan atau rawat inap.
9. Rumah Sakit Bersalin adalah rumah sakit khusus untuk persalinan, dilengkapi pelayanan spesialis pemeriksaan kehamilan, persalinan, rawat inap dan rawat jalan ibu dan anak yang berada di bawah pengawasan dokter spesialis kandungan.
10. Rumah Bersalin adalah sarana pelayanan kesehatan
- of the education level after the secondary education that consists of diplomas, bachelor, master, specialist, and doctoral degrees that are held by the college.the colleges can be academy, polytechnic, high school, institute, or university.*
8. *Hospital is a place for health check, usually controlled/supervised by doctors/medical personnel to serve the ill patients to get outpatient or inpatient treatment services.*
9. *Maternity Hospital is a specialized hospital for childbirth, has specialist inspection service to pregnancy, childbirth, hospitalization and outpatient for mothers and children that is under the supervision of an obstetrician.*
10. *Maternity House is health care facility with a license as a maternity*

dengan izin sebagai rumah bersalin, dilengkapi pelayanan pemeriksaan kehamilan, persalinan serta pemeriksaan ibu dan anak yang berada di bawah pengawasan bidan senior.

*house, equipped with prenatal care, childbirth and examination of mothers and children which is under the supervision of a senior midwife.*

11. Poliklinik adalah sarana kesehatan yang dipakai untuk pelayanan berobat jalan, biasanya berada di bawah pengawasan dokter/ tenaga medis.

11. *Polyclinic is a health facility in which to get outpatient services, usually under the control of doctor/ medical personnel.*

12. Puskesmas (Pusat Kesehatan Masyarakat) adalah unit pelaksana teknis dinas kesehatan Kabupaten/Kota yang mempunyai fungsi utama sebagai penyelenggara pelayanan kesehatan tingkat pertama. Wilayah kerja puskesmas maksimal adalah satu kecamatan dan untuk dapat menjangkau wilayah kerjanya, puskesmas mempunyai jaringan pelayanan yang meliputi unit Puskesmas Pembantu (Pustu), unit Puskesmas Keliling (Puskel), dan unit bidan desa/komunitas (Peraturan Menteri Kesehatan RI No. 75 Tahun 2014 Tentang Pusat Kesehatan Masyarakat).

12. *Public Health Center is technical implementation unit of regency health department that have the primary function as a first-level health care providers. The working area standard of public health center is one district and to reach their working areas, public health centers have a service network covering subsidiary of public health center, mobile public health center units, and midwife units (Regulation of the Minister of Health of Indonesia Number 75 Year 2014 about Public Health Center).*

13. Apotek adalah suatu tempat tertentu yang digunakan untuk melakukan pekerjaan kefarmasian, dan penyaluran/ penjualan obat atau bahan farmasi dan perbekalan kesehatan lainnya kepada masyarakat yang dikelola

13. *Pharmacy is a specific place that is used for pharmaceutical jobs, and distribution/sale of drugs/ pharmaceuticals and other medical supplies to people that are administered by trained pharmacist (Regulation of the Minister of*

oleh tenaga apoteker (Peraturan Menteri Kesehatan RI No. 1332 Tahun 2002 Tentang Perubahan Atas Peraturan Menteri Kesehatan RI No. 922/MENKES/PER/X/1993 Tentang Ketentuan dan Tata Cara Pemberian Izin Apotek).

*Health of Indonesia Number 1332 Year 2002 about the Changes of Regulation of the Minister of Health of Indonesia Number 922/MENKES/PER/X/1993 about Pro-vision and Procedures for Administration of Licensed Pharmacies).*

14. Imunisasi adalah memasukkan kuman atau racun penyakit tertentu yang sudah dilemahkan (vaksin) ke dalam tubuh dengan cara disuntik atau diminum (ditetaskan dalam mulut) dengan maksud agar terjadi kekebalan tubuh terhadap penyakit tersebut.
  15. Keluhan kesehatan adalah keadaan seseorang yang mengalami gangguan kesehatan atau kejiwaan, baik karena penyakit akut, penyakit kronis, kecelakaan, kriminal, atau hal lain.
  16. Mengobati sendiri adalah upaya oleh anggota rumah tangga/ keluarga dengan melakukan pengobatan sendiri tanpa datang ke tempat fasilitas kesehatan atau memanggil dokter/petugas kesehatan ke rumahnya (misal minum obat modern, jamu, kerokan, kompres, kop, pijat) agar sembuh atau menjadi lebih ringan keluhan kesehatannya.
  17. Angka penemuan kasus tuberkulosis adalah jumlah kasus baru tuberkulosis (TB) dan kasus
14. *Immunization is putting enervated microbe of a certain disease into human body by injection or drinking (dropping into mouth) to make the body immune to that disease.*
  15. *Health complaint is a condition where a person has health or mental problems because of acute illness, chronically illness, accident, crimes, or others.*
  16. *Self treatment is an effort of household members/family to have a health treatment by themselves without visiting health facilities or a doctor/health personnel (for instance, by taking modern medicine, herb medicine, chief with a coin, compress, cupping suction, massage) in order to recover from illness or reduce the health complaint.*
  17. *The case detection rate for all forms of tuberculosis is the number of new and replase tuberculosis cases*

TB yang didiagnosis kambuh yang diobati dalam program penanggulangan TB nasional dan dilaporkan kepada WHO, dibagi dengan perkiraan WHO terhadap jumlah kasus insiden tuberkulosis pada tahun yang sama, dinyatakan sebagai persentase.

*diagnosed and treated in national tuberculosis control programmes and notified to WHO, divided by WHO's estimate of the number of incident tuberculosis cases for the same year, expressed as a percentage.*

18. Angka keberhasilan pengobatan tuberkulosis smear positive/Basil Tahan Asam (BTA) positif adalah proporsi (dinyatakan sebagai persentase) kasus TB BTA positif yang terdaftar di bawah program pengendalian TB nasional pada tahun tertentu yang dinyatakan berhasil menyelesaikan pengobatan. Dengan atau tanpa bukti bakteriologi keberhasilan ("sembuh" dan "menyelesaikan pengobatan" masing-masing).
  19. Kasus kumulatif AIDS adalah kumulatif kasus AIDS sampai dengan referensi waktu tertentu.
  20. BCG (Bacillus Calmette Guerin) merupakan vaksinasi untuk mencegah penyakit TBC, diberikan pada bayi baru lahir atau anak, dengan suntikan pada kulit pangkal lengan atas. Bekas suntikan kemudian akan membentuk tonjolan kecil jaringan parut pada kulit lengan atas. Suntikan BCG diberikan kepada anak sebanyak 1 kali.
18. *The treatment success rate for new pulmonary smear-positive tuberculosis cases is the proportion (expressed as a percentage) of new smear-positive tuberculosis cases registered under a national tuberculosis control programme in a given year that successfully completed treatment. With or without bacteriological evidence of succes ("cured" and "treatment completed" respectively).*
  19. *Cummulative AIDS case is cummulative AIDS cases with reference to a particular time.*
  20. *BCG (Bacillus Calmette Guerin) is a vaccine to prevent TBC disease, given to newborns or children, by injection at the base of the skin of the upper arm. Injection site will form little bumps of scar tissue in the skin of the upper arm. BCG injections given to children 1 times.*

21. DPT (Difteri, Pertusis, Tetanus) merupakan vaksin untuk mencegah penyakit Difteri, Pertusis, dan Tetanus yang diberikan pada bayi berumur 3 bulan ke atas, dengan suntikan pada paha, diulang 1 bulan dan 2 bulan kemudian, sehingga suntikan imunisasi DPT lengkap pada balita berjumlah 3 kali (kadang-kadang selang waktu antar suntikan bisa lebih dari 1 bulan).
21. *DPT (Diphtheria, Pertussis, Tetanus) is a vaccine to prevent the diphtheria, pertussis, and tetanus disease, given to infants aged 3 months and above, with a shot in the thigh, repeated one month and two months later, so that the complete DPT immunization shots at toddler totaling 3 times (sometimes the time interval between injections can be more than 1 month).*
22. Peristiwa tindak pidana yang dilaporkan ialah setiap peristiwa yang diterima kepolisian dari laporan masyarakat, atau peristiwa dimana pelakunya tertangkap tangan oleh kepolisian.
22. *Reported crime incidence includes all criminal cases reported and received by police office, and all crimes caught by police.*
23. Jumlah tindak pidana menggambarkan jumlah kasus tindak pidana yang terjadi pada kurun waktu tertentu.
23. *Crime total refers to the number of criminal cases occurring during a given period.*
24. Persentase penyelesaian tindak pidana
- $$= \frac{\text{Jumlah tindak pidana yang diselesaikan}}{\text{Jumlah peristiwa tindak pidana yang dilaporkan}} \times 100\%$$
24. *Crime clearance rate*
- $$= \frac{\text{Number of cleared criminal cases}}{\text{Number of reported criminal cases}} \times 100\%$$
- Persentase penyelesaian peristiwa tindak pidana menyatakan persentase penyelesaian tindak pidana oleh polisi. Suatu tindak pidana dinyatakan sebagai kasus yang selesai di tingkat kepolisian, apabila:
- berkas perkaranya sudah
- Crime clearance rate refers to percentage of crime clearance by police. A criminal case is categorized as a cleared case by police, if:*
- *All documents are ready to submit or already submitted to*

- siap untuk diserahkan atau telah diserahkan kepada kejaksaan;
  - dalam hal delik aduan, pengaduannya dicabut dalam tenggang waktu yang telah ditentukan menurut undang-undang;
  - telah diselesaikan oleh kepolisian berdasarkan azas plichtmatigheid (kewajiban berdasarkan kewenangan hukum);
  - kasus yang dimaksud tidak termasuk kompetensi kepolisian
  - tersangka meninggal dunia;
  - kasus kadaluwarsa.
25. Untuk mengukur kemiskinan, BPS menggunakan konsep kemampuan memenuhi kebutuhan dasar (basic needs approach). Dengan pendekatan ini, kemiskinan dipandang sebagai ketidakmampuan dari sisi ekonomi untuk memenuhi kebutuhan dasar makanan dan bukan makanan yang diukur dari sisi pengeluaran. Metode yang digunakan adalah menghitung Garis Kemiskinan (GK), yang terdiri dari dua komponen yaitu Garis Kemiskinan Makanan (GKM) dan Garis Kemiskinan Non-Makanan (GKNM). Penghitungan Garis Kemiskinan dilakukan secara terpisah untuk daerah perkotaan dan perdesaan.
- justice court;*
  - *In the case of attense that warrants complaint, the complaint was withdraw within a given period state in the law;*
  - *The case was cleared by police based on the principle of plichtmatigheid (obligation on the basis of law outhority);*
  - *The case was not the responsibility of police office;*
  - *The suspect died;*
  - *The case was out of date.*
25. *To measure poverty, BPS-Statistics Indonesia has used the concept of basic needs approach. Therefore, poverty is viewed as economic inability to fulfill food and non-food basic needs which are measured by consumption/expenditure. themethod used is calculating poverty line, which consists of two components that are Food Poverty Line (FPL) and Non-Food Poverty Line (NFPL). The poverty line was calculated separately for urban and rural areas.*

26. Penduduk miskin adalah penduduk yang memiliki rata-rata pengeluaran per kapita per bulan di bawah Garis Kemiskinan.
26. *A person whose expenditure per capita per month is below the poverty line is considered to be poor.*
27. Garis Kemiskinan Makanan (GKM) merupakan nilai pengeluaran kebutuhan minimum makanan yang disetarakan dengan 2.100 kkalori per kapita per hari. Garis Kemiskinan Non-Makanan (GKNM) adalah kebutuhan minimum untuk perumahan, sandang, pendidikan, kesehatan, dan kebutuhan dasar lainnya.
27. *The Food Poverty Line refers to the daily minimum requirement of 2,100 kcal per capita per day. The Non-Food Poverty Line refers to the minimum requirement for household necessities for clothing, education, health, and other basic individual needs.*
28. Ukuran Kemiskinan
- Head Count Index (HCI-P0) adalah persentase penduduk miskin yang berada di bawah Garis Kemiskinan (GK).
  - Indeks Kedalaman Kemiskinan (Poverty Gap Index-P1) merupakan ukuran rata-rata kesenjangan pengeluaran masing-masing penduduk miskin terhadap garis kemiskinan. Semakin tinggi nilai indeks, semakin jauh rata-rata pengeluaran penduduk dari garis kemiskinan.
  - Indeks Keparahan Kemiskinan (Poverty Severity Index-P2) memberikan gambaran mengenai penyebaran pengeluaran di antara penduduk miskin. Semakin tinggi nilai indeks, semakin tinggi ketimpangan
28. *Poverty Measures*
- *Head Count Index (HCI-P0) simply measures the percentage of the population that is counted as poor, often denoted by P0.*
  - *Poverty Gap Index-P1 measures the extent to which individuals fall below the poverty line (the poverty gaps) as a proportion of the poverty line. Higher value of the index shows that the gap between average expenditure of the poor and the poverty line is wider.*
  - *Poverty Severity Index-P2 describes inequality among the poor. This is simply a weighted sum of poverty gaps (as a proportion of the poverty line), where the weights are the proportionate poverty gaps themselves. Hence,*

pengeluaran di antara penduduk miskin.

by squaring the poverty gap index, the measure implicitly puts more weight on observations that fall well below the poverty line. Higher value of the index shows that inequality among the poor is higher.

Foster-Greer-Thorbecke (1984) merumuskan suatu ukuran yang digunakan untuk mengukur tingkat kemiskinan sebagai berikut:

$$P_a = \frac{1}{n} \sum_{i=1}^q \left[ \frac{z - y_i}{z} \right]^a$$

dimana:

$a=0, 1, 2$

$z$ =Garis kemiskinan

$y_i$ =Rata-rata pengeluaran perkapita sebulan penduduk yang berada di bawah garis kemiskinan ( $i=1,2,\dots,q$ ),

$y_i < z$

$q$ =Banyaknya penduduk yang berada di bawah garis kemiskinan

$n$ =Jumlah penduduk

Jika  $a=0$ , diperoleh Head Count Index ( $P_0$ ), jika  $a=1$  diperoleh indeks kedalaman kemiskinan (Poverty Gap Index- $P_1$ ) dan jika  $a=2$  disebut indeks keparahan kemiskinan (Poverty Severity Index- $P_2$ ).

Foster-Greer-Thorbecke (1984) developed poverty measures that may be written as:

$$P_a = \frac{1}{n} \sum_{i=1}^q \left[ \frac{z - y_i}{z} \right]^a$$

where:

$a=0, 1, 2$

$z$ =the poverty line

$y_i$ =Average expenditure per capita per month of the poor ( $i=1,2,\dots,q$ ),  $y_i < z$

$q$ =the number of poor

$n$ =the total population

if  $a=0$  is obtained Head Count Index ( $P_0$ ), if  $a=1$  is obtained Poverty Gap Index- $P_1$ , and if  $a=2$  is obtained Poverty Severity Index- $P_2$ .



**ULASAN****DESCRIPTION****Pendidikan**

1. Selain rata-rata lama sekolah, komponen IPM dari unsur pendidikan adalah Harapan Lama Sekolah (HLS). HLS didefinisikan sebagai lamanya sekolah (dalam tahun) yang diharapkan akan dirasakan oleh anak pada umur tertentu di masa mendatang. HLS dapat digunakan untuk mengetahui kondisi pembangunan sistem pendidikan di berbagai jenjang dan dihitung pada usia 7 tahun ke atas karena mengikuti kebijakan pemerintah yaitu program wajib belajar.
2. Harapan Lama Sekolah Kabupaten Kediri pada tahun 2019 meningkat 0,01 tahun dibanding tahun 2018 yakni sebesar 12,88 tahun. Artinya bahwa lamanya sekolah yang diharapkan akan dirasakan oleh anak pada umur tertentu (7 tahun ke atas) di masa mendatang adalah selama 12,88 tahun atau setara dengan mengenyam pendidikan sampai dengan lulus SLTA (tepatnya kuliah semester II).
3. Rasio jumlah murid terhadap guru di Kabupaten Kediri masih di bawah angka 20. Semakin tinggi nilai rasio ini berarti semakin berkurang tingkat pengawasan dan perhatian guru terhadap murid sehingga mutu pengajaran cenderung semakin rendah.

**Education**

1. *In addition to the average length of schooling, the HDI component of the education element is the School Long Hope (HLS). HLS is defined as the length of school (in years) that is expected to be felt by children at a certain age in the future. HLS can be used to find out the condition of the development of the education system at various levels and is calculated at the age of 7 years and over because it follows the government's policy of compulsory education.*
2. *School Long Term Expectations in Kediri Regency in 2019 increased by 0.01 years compared to 2018 which amounted to 12.88 years. This means that the length of school that is expected to be felt by children at a certain age (7 years and over) in the future is for 12.88 years or equivalent to getting an education up to graduating from high school (precisely the second semester).*
3. *The ratio of the number of pupils to teachers in Kediri was below the trend 20. The higher the value of this ratio means the less the level of supervision and attention of teachers to students so that the quality of teaching tends to be lower.*

**Kesehatan**

4. Jumlah fasilitas kesehatan seperti rumah sakit, puskesmas, rumah bersalin, posyandu, dan klinik kesehatan di Kabupaten Kediri dari tahun ke tahun cenderung menurun namun telah mencukupi kebutuhan masyarakat dan tersebar merata di seluruh kecamatan.
5. Selain jumlah fasilitas kesehatan yang memadai, layanan kesehatan di Kabupaten Kediri juga ditunjang dengan keberadaan tenaga kesehatan seperti dokter, perawat, bidan, ahli farmasi, ahli gizi, teknisi medis, ahli sanitasi, dan penyuluh kesehatan masyarakat dalam jumlah yang memadai dan ditempatkan pada pusat-pusat layanan kesehatan sesuai dengan bidangnya.
6. Pada tahun 2019 jumlah pasangan usia subur (PUS) di Kabupaten Kediri mencapai 295.741 pasangan. Dari jumlah tersebut 72,71 persen di antaranya adalah peserta KB aktif.
7. Cara KB yang paling banyak dipilih adalah suntikan (49,08 persen), IUD (16,08 persen), Pil (13,47 persen), Implan (12,31 persen) dan MOW/MOP (7,44 persen). Sementara itu cara KB dengan menggunakan kondom hanya 1,63 persen.

**Health**

4. *Number of health facilities such as hospitals, health centers, maternity homes, neighborhood health center and health clinic in Kediri Regency from year to year are likely to remain decreased but have been sufficient for the community and spread evenly throughout all subdistricts.*
5. *In addition to the number of inadequate health facilities, health care services in Kediri Regency is also supported by the presence of health professionals such as doctors, nurses, midwives, pharmacists, nutritionists, medical technicians, sanitation experts, and community health workers in sufficient quantity and placed in the center- health care centers in accordance with the field.*
6. *In 2019, the number of couples of reproductive age (EFA) in Kediri Regency reached 295,741 pairs. of these 72.71 percent are actively family planning program participants.*
7. *The most chosen methods of family planning were injections (49.08 percent), IUD (16.08 percent). , Pills (13.47 percent), implants (12.31 percent), MOW /WOP (7.44 percent) and Meanwhile the method of family planning using condoms is only 1.63 percent.*

**Agama dan Sosial Lainnya**

8. Dari enam agama yang diakui, Islam adalah agama yang paling banyak dianut di Kabupaten Kediri. Sebanyak 96,11 persen penduduk adalah Muslim. Agama terbesar kedua adalah Kristen dengan penganut 1,81 persen. Sementara itu jumlah penganut agama Katholik mencapai 1,03 persen dan 1,05 persen sisanya adalah penduduk yang beragama Hindu, Budha, Khonghucu, dan penganut kepercayaan.

9. Karena pemeluk Islam adalah mayoritas, maka tempat ibadah yang paling banyak ditemui di Kabupaten Kediri adalah masjid dan mushola. Jumlah masjid dan mushola sekitar 1.875 dan 6.049 buah. Sementara itu jumlah gereja Kristen Protestan sekitar 119 buah, gereja Katholik 66 buah dan pura 52 buah.

**Kemiskinan**

10. Di tahun 2019 prosentase jumlah penduduk miskin di Kabupaten Kediri mengalami penurunan sebesar 0,89 persen dibanding tahun 2018.

**Religion and Other social Issues**

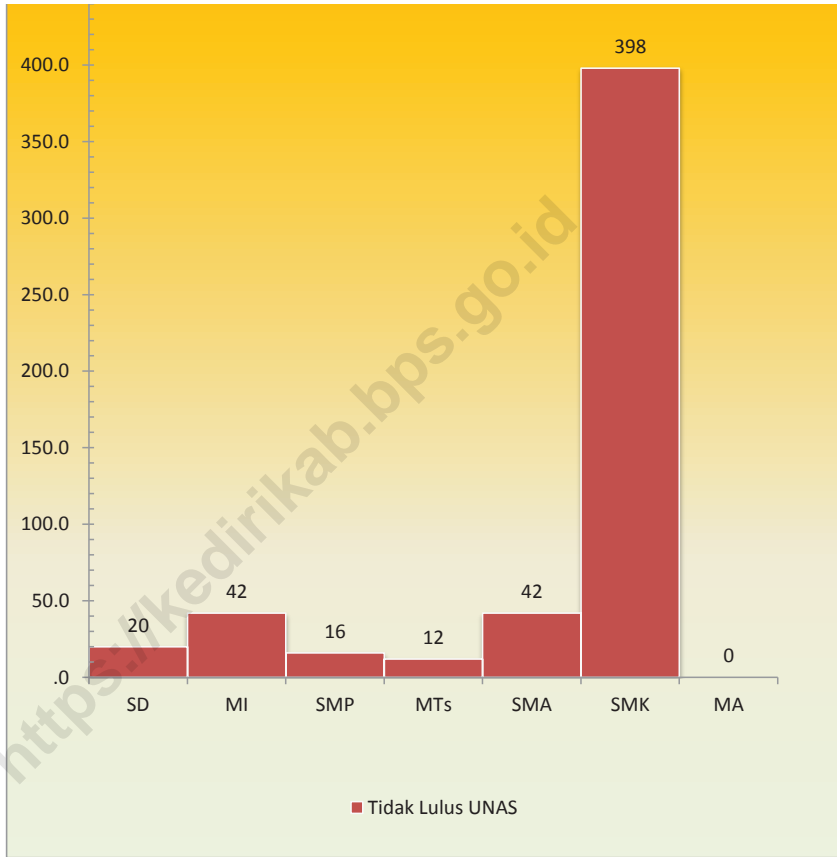
8. *Of the six recognized religions, Islam is the most widely held religion in Kediri Regency. As many as 96.11 percent of the population is Muslim. The second largest religion is Christian with adherents of 1.81 percent. Meanwhile, the number of Catholics reaches 1.03 percent and the remaining 1.05 percent are Hindu, Buddhist, Confucian and Believers.*

9. *Because of the majority number of Muslims, then the most frequently encountered worship place in Kediri Regency are mosques and musholas. The number of mosques and musholas around 1,875 and 6,049 units. Meanwhile the number of Protestant churches around 119 units, Catholic churches 66 units and temple 52 unit.*

**Proverty**

10. *In 2019 the percentage of poor people in Kediri Regency will decrease by 0.89 percent compared to 2018.*

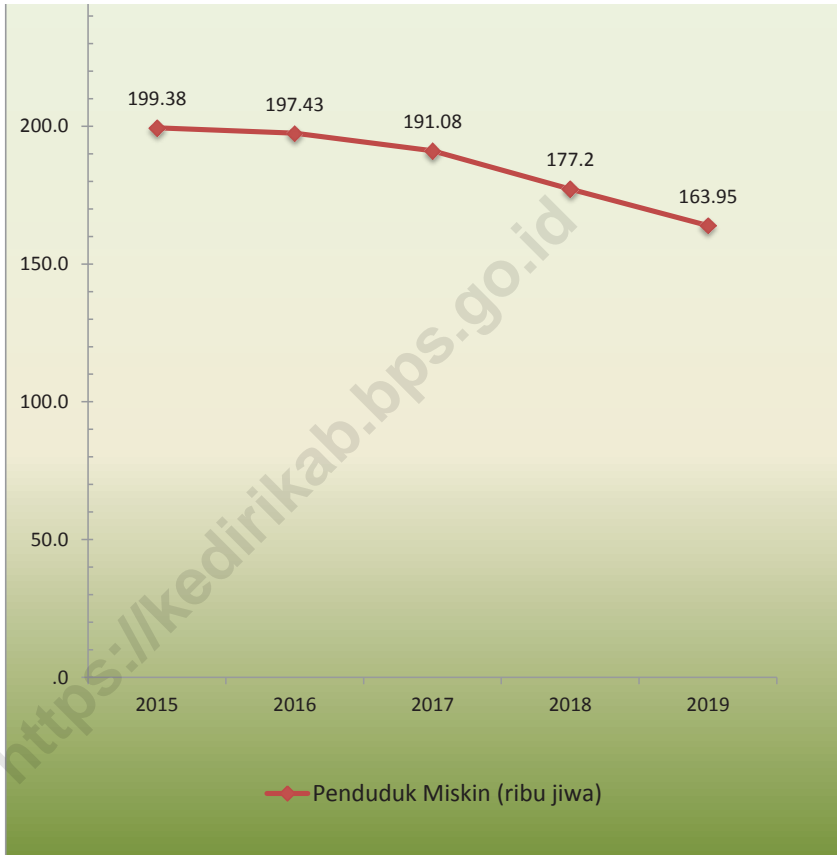
**Gambar 4.1** Jumlah Peserta UNAS yang Tidak Lulus di Kabupaten Kediri, 2019  
**Figures 4.1** Number of Participants of National Examination Not Passed in Kediri Regency, 2019



Catatan/ Note: Untuk Lulusan MA data tidak tersedia/ For MA Graduates data is not available  
 Sumber/Source: Dinas Pendidikan Kabupaten Kediri/ Education Office of Kediri Regency

**Gambar** 4.2  
**Figures**

**Perkembangan Penduduk Miskin di Kabupaten Kediri, 2015-2019 (ribu jiwa)**  
**Development of Poor Population in Kediri Regency, 2015-2019 (thousand inhabitants)**



Catatan/ Note: ...

Sumber/Source: BPS, Survei Sosial Ekonomi Nasional Maret/BPS-Statistics Indonesia, March National Socioeconomic Survey

#### 4.1 PENDIDIKAN EDUCATION

**Tabel**  
**Table** 4.1.1

**Jumlah Sekolah, Guru, dan Murid Taman Kanak-Kanak (TK) di Bawah Kementerian Pendidikan dan Kebudayaan Menurut Kecamatan di Kabupaten Kediri, 2018/2019 dan 2019/2020**

*Number of Schools, Teachers, and Pupils in Kindergarten Under The Ministry of Education and Culture by Subdistrict in Kediri Regency, 2018/2019 dan 2019/2020*

| Kecamatan<br>Subdistrict | Sekolah/Schools |           |                |            |              |            |
|--------------------------|-----------------|-----------|----------------|------------|--------------|------------|
|                          | Negeri/Public   |           | Swasta/Private |            | Jumlah/Total |            |
|                          | 2018/2019       | 2019/2020 | 2018/2019      | 2019/2020  | 2018/2019    | 2019/2020  |
| (1)                      | (2)             | (3)       | (4)            | (5)        | (6)          | (7)        |
| [010] Mojo               | -               | -         | 30             | 31         | 30           | 31         |
| [020] Semen              | -               | -         | 24             | 27         | 24           | 27         |
| [030] Ngadiluwih         | -               | -         | 35             | 35         | 35           | 35         |
| [040] Kras               | -               | -         | 34             | 34         | 34           | 34         |
| [050] Ringinrejo         | -               | -         | 16             | 16         | 16           | 16         |
| [060] Kandat             | -               | -         | 23             | 25         | 23           | 25         |
| [070] Wates              | -               | -         | 40             | 41         | 40           | 41         |
| [080] Ngancar            | -               | -         | 23             | 24         | 23           | 24         |
| [090] Plosoklaten        | 1               | 1         | 30             | 30         | 31           | 31         |
| [100] Gurah              | -               | -         | 33             | 32         | 33           | 32         |
| [110] Puncu              | -               | -         | 25             | 25         | 25           | 25         |
| [120] Kepung             | -               | -         | 41             | 41         | 41           | 41         |
| [130] Kandangan          | -               | -         | 35             | 35         | 35           | 35         |
| [140] Pare               | 1               | 1         | 45             | 44         | 45           | 45         |
| [141] Badas              | -               | -         | 26             | 28         | 26           | 28         |
| [150] Kunjang            | -               | -         | 15             | 15         | 15           | 15         |
| [160] Plemahan           | -               | -         | 24             | 26         | 24           | 26         |
| [170] Purwoasri          | -               | -         | 32             | 32         | 32           | 32         |
| [180] Papar              | -               | -         | 20             | 20         | 20           | 20         |
| [190] Pagu               | 1               | 1         | 17             | 17         | 18           | 18         |
| [191] Kayenkidul         | -               | -         | 20             | 20         | 20           | 20         |
| [200] Gampengrejo        | -               | -         | 12             | 12         | 12           | 12         |
| [201] Ngasem             | -               | -         | 20             | 22         | 20           | 22         |
| [210] Banyakan           | -               | -         | 36             | 37         | 36           | 37         |
| [220] Grogol             | 1               | 1         | 20             | 24         | 20           | 25         |
| [230] Tarokan            | -               | -         | 34             | 32         | 34           | 32         |
| <b>Kabupaten Kediri</b>  | <b>4</b>        | <b>4</b>  | <b>710</b>     | <b>725</b> | <b>714</b>   | <b>729</b> |

Lanjutan Tabel/Continued Table 4.1.1

| Kecamatan<br>Subdistrict | Guru <sup>1</sup> /Teachers <sup>1</sup> |           |                |              |              |              |
|--------------------------|--|-----------|----------------|--------------|--------------|--------------|
|                          | Negeri/Public                            |           | Swasta/Private |              | Jumlah/Total |              |
|                          | 2018/2019                                | 2019/2020 | 2018/2019      | 2019/2020    | 2018/2019    | 2019/2020    |
| (1)                      | (8)                                      | (9)       | (10)           | (11)         | (12)         | (13)         |
| [010] Mojo               | -  | -         | 72             | 104          | 72           | 104          |
| [020] Seman              | -  | -         | 62             | 102          | 62           | 102          |
| [030] Ngadiluwih         | -  | -         | 138            | 173          | 138          | 173          |
| [040] Kras               | -  | -         | 94             | 127          | 94           | 127          |
| [050] Ringinrejo         | -  | -         | 35             | 55           | 35           | 55           |
| [060] Kandat             | -  | -         | 46             | 74           | 46           | 74           |
| [070] Wates              | -  | -         | 97             | 130          | 97           | 130          |
| [080] Ngancar            | -  | -         | 58             | 81           | 58           | 81           |
| [090] Plosoklaten        | 4  | 7         | 68             | 95           | 72           | 99           |
| [100] Gurah              | -  | -         | 81             | 115          | 81           | 115          |
| [110] Puncu              | -  | -         | 72             | 95           | 72           | 95           |
| [120] Kepung             | -  | -         | 86             | 123          | 86           | 123          |
| [130] Kandangan          | -  | -         | 55             | 84           | 55           | 84           |
| [140] Pare               | 4  | 7         | 184            | 200          | 188          | 210          |
| [141] Badas              | -  | -         | 74             | 103          | 74           | 103          |
| [150] Kunjang            | -  | -         | 27             | 43           | 27           | 43           |
| [160] Plemahan           | -  | -         | 63             | 87           | 63           | 87           |
| [170] Purwoasri          | -  | -         | 58             | 85           | 58           | 85           |
| [180] Papar              | -  | -         | 35             | 54           | 35           | 54           |
| [190] Pagu               | 4  | 7         | 37             | 54           | 41           | 62           |
| [191] Kayenkidul         | -  | -         | 48             | 67           | 48           | 67           |
| [200] Gampengrejo        | -  | -         | 38             | 49           | 38           | 49           |
| [201] Ngasem             | -  | -         | 69             | 92           | 69           | 92           |
| [210] Banyakan           | -  | -         | 87             | 122          | 87           | 122          |
| [220] Grogol             | 3  | 7         | 49             | 99           | 52           | 107          |
| [230] Tarokan            | -  | -         | 55             | 88           | 55           | 88           |
| <b>Kabupaten Kediri</b>  | <b>15</b>                                | <b>28</b> | <b>1 789</b>   | <b>2 501</b> | <b>1 804</b> | <b>2 531</b> |

Lanjutan Tabel/Continued Table 4.1.1

| Kecamatan<br>Subdistrict | Murid/Pupils  |            |                |               |               |               |
|--------------------------|---------------|------------|----------------|---------------|---------------|---------------|
|                          | Negeri/Public |            | Swasta/Private |               | Jumlah/Total  |               |
|                          | 2018/2019     | 2019/2020  | 2018/2019      | 2019/2020     | 2018/2019     | 2019/2020     |
| (1)                      | (14)          | (15)       | (16)           | (17)          | (18)          | (19)          |
| [010] Mojo               | -             | -          | 1 541          | 1 411         | 1 541         | 1 411         |
| [020] Semen              | -             | -          | 1 169          | 1 331         | 1 169         | 1 331         |
| [030] Ngadiluwih         | -             | -          | 2 273          | 2 103         | 2 273         | 2 103         |
| [040] Kras               | -             | -          | 1 620          | 1 558         | 1 620         | 1 558         |
| [050] Ringinrejo         | -             | -          | 736            | 688           | 736           | 688           |
| [060] Kandat             | -             | -          | 887            | 955           | 887           | 955           |
| [070] Wates              | -             | -          | 1 799          | 1 658         | 1 799         | 1 658         |
| [080] Ngancar            | -             | -          | 1 267          | 1 169         | 1 267         | 1 169         |
| [090] Plosoklaten        | 81            | 70         | 1 370          | 1 245         | 1 451         | 1 315         |
| [100] Gurah              | -             | -          | 1 649          | 1 410         | 1 649         | 1 410         |
| [110] Puncu              | -             | -          | 1 478          | 1 241         | 1 478         | 1 241         |
| [120] Kepung             | -             | -          | 2 007          | 1 879         | 2 007         | 1 879         |
| [130] Kandangan          | -             | -          | 1 272          | 1 149         | 1 272         | 1 149         |
| [140] Pare               | 81            | 80         | 3 151          | 2 750         | 3 232         | 2 830         |
| [141] Badas              | -             | -          | 1 499          | 1 440         | 1 499         | 1 440         |
| [150] Kunjang            | -             | -          | 783            | 717           | 783           | 717           |
| [160] Plemahan           | -             | -          | 1 205          | 1 248         | 1 205         | 1 248         |
| [170] Purwoasri          | -             | -          | 1 239          | 1 136         | 1 239         | 1 136         |
| [180] Papar              | -             | -          | 756            | 737           | 756           | 737           |
| [190] Pagu               | 78            | 75         | 701            | 593           | 779           | 668           |
| [191] Kayenkidul         | -             | -          | 942            | 835           | 942           | 835           |
| [200] Gampengrejo        | -             | -          | 669            | 598           | 669           | 598           |
| [201] Ngasem             | -             | -          | 1 085          | 1 052         | 1 085         | 1 052         |
| [210] Banyakan           | -             | -          | 1 525          | 1 330         | 1 525         | 1 330         |
| [220] Grogol             | 64            | 44         | 843            | 1 181         | 907           | 1 225         |
| [230] Tarokan            | -             | -          | 1 280          | 1 255         | 1 280         | 1 255         |
| <b>Kabupaten Kediri</b>  | <b>304</b>    | <b>269</b> | <b>34 748</b>  | <b>32 669</b> | <b>35 052</b> | <b>32 938</b> |

Catatan/Note: <sup>1</sup> Jumlah guru termasuk kepala sekolah dan guru/The total of teachers including headmaster and teacher

Sumber/Source: Kementerian Pendidikan dan Kebudayaan, Data Semester Ganjil/Ministry of Educations and Culture, Odd Semester Data



**Tabel** 4.1.2  
**Table**

**Jumlah Sekolah, Guru, dan Murid Raudatul Athfal (RA)  
di Bawah Kementerian Agama Menurut Kecamatan di  
Kabupaten Kediri, 2018/2019 dan 2019/2020**  
*Number of Schools, Teachers, and Pupils in Raudatul Athfal  
(RA) Under The Ministry of Religious Affairs by Subdistrict in  
Kediri Regency, 2018/2019 dan 2019/2020*

| Kecamatan<br>Subdistrict | Sekolah/Schools |            | Guru/Teachers |              | Murid/Pupils  |               |
|--------------------------|-----------------|------------|---------------|--------------|---------------|---------------|
|                          | 2018/2019       | 2019/2020  | 2018/2019     | 2019/2020    | 2018/2019     | 2019/2020     |
| (1)                      | (2)             | (3)        | (4)           | (5)          | (6)           | (7)           |
| [010] Mojo               | 35              | 33         | 77            | 100          | 1 355         | 1 230         |
| [020] Semen              | 7               | 8          | 20            | 30           | 351           | 330           |
| [030] Ngadiluwih         | 2               | 3          | 7             | 12           | 122           | 157           |
| [040] Kras               | 11              | 9          | 53            | 37           | 925           | 491           |
| [050] Ringinrejo         | 14              | 14         | 39            | 57           | 901           | 786           |
| [060] Kandat             | 8               | 8          | 49            | 54           | 898           | 831           |
| [070] Wates              | 15              | 14         | 41            | 53           | 953           | 707           |
| [080] Ngancar            | 9               | 7          | 28            | 19           | 459           | 404           |
| [090] Plosoklaten        | 14              | 15         | 50            | 59           | 986           | 964           |
| [100] Gurah              | 15              | 16         | 49            | 72           | 946           | 1 168         |
| [110] Puncu              | 6               | 6          | 16            | 19           | 338           | 340           |
| [120] Kepung             | 11              | 9          | 42            | 43           | 634           | 371           |
| [130] Kandangan          | 9               | 9          | 19            | 28           | 344           | 378           |
| [140] Pare               | 10              | 10         | 42            | 51           | 751           | 623           |
| [141] Badas              | 14              | 14         | 45            | 59           | 788           | 763           |
| [150] Kunjang            | 4               | 4          | 10            | 12           | 204           | 190           |
| [160] Plemahan           | 10              | 10         | 20            | 27           | 483           | 431           |
| [170] Purwoasri          | 10              | 11         | 28            | 39           | 547           | 540           |
| [180] Papar              | 12              | 11         | 38            | 39           | 666           | 544           |
| [190] Pagu               | 8               | 8          | 30            | 38           | 515           | 449           |
| [191] Kayenkidul         | 9               | 10         | 23            | 33           | 504           | 538           |
| [200] Gampengrejo        | 8               | 8          | 27            | 31           | 485           | 490           |
| [201] Ngasem             | 8               | 7          | 42            | 36           | 736           | 620           |
| [210] Banyakan           | 4               | 4          | 9             | 9            | 187           | 199           |
| [220] Grogol             | 10              | 10         | 30            | 35           | 540           | 583           |
| [230] Tarokan            | 9               | 10         | 28            | 36           | 650           | 600           |
| <b>Kabupaten Kediri</b>  | <b>272</b>      | <b>268</b> | <b>862</b>    | <b>1 028</b> | <b>16 268</b> | <b>14 727</b> |

Catatan/Note: Seluruh Raudatul Athfal (RA) berstatus swasta/ All Raudatul Athfal (RA) are private

Sumber/Source: 2018/2019 - Kementerian Agama, EMIS, data semester genap laporan sampai dengan 30 Juni 2019/ Ministry of Religious Affairs, EMIS, even semester report data up to 30th June 2019  
2019/2020 - Kementerian Agama, EMIS, data semester ganjillaporan sampai dengan 15 Maret 2020/ Ministry of Religious Affairs, EMIS, odd semester report data up to March 15th, 2020

**Tabel**  
**Table** 4.1.3**Jumlah Sekolah, Guru, dan Murid Sekolah Dasar (SD)  
di Bawah Kementerian Pendidikan dan Kebudayaan  
Menurut Kecamatan di Kabupaten Kediri, 2018/2019 dan  
2019/2020****Number of Schools, Teachers, and Pupils in Primary Schools  
Under The Ministry of Education and Culture by Subdistrict  
in Kediri Regency, 2018/2019 dan 2019/2020**

| Kecamatan<br>Subdistrict | Sekolah/Schools |            |                |           |              |            |
|--------------------------|-----------------|------------|----------------|-----------|--------------|------------|
|                          | Negeri/Public   |            | Swasta/Private |           | Jumlah/Total |            |
|                          | 2018/2019       | 2019/2020  | 2018/2019      | 2019/2020 | 2018/2019    | 2019/2020  |
| (1)                      | (2)             | (3)        | (4)            | (5)       | (6)          | (7)        |
| [010] Mojo               | 30              | 30         | 3              | 4         | 33           | 34         |
| [020] Semen              | 24              | 24         | 3              | 5         | 27           | 29         |
| [030] Ngadiluwih         | 26              | 26         | 3              | 3         | 29           | 29         |
| [040] Kras               | 30              | 30         | 1              | 3         | 31           | 33         |
| [050] Ringinrejo         | 17              | 17         | -              | 2         | 17           | 19         |
| [060] Kandat             | 21              | 21         | -              | -         | 21           | 21         |
| [070] Wates              | 32              | 32         | 2              | 2         | 34           | 34         |
| [080] Ngancar            | 26              | 26         | 2              | 2         | 28           | 28         |
| [090] Plosoklaten        | 28              | 28         | 2              | 2         | 30           | 30         |
| [100] Gurah              | 28              | 28         | 7              | 7         | 35           | 35         |
| [110] Puncu              | 26              | 26         | 2              | 2         | 28           | 28         |
| [120] Kepung             | 36              | 36         | 3              | 3         | 39           | 39         |
| [130] Kandangan          | 26              | 26         | 1              | 2         | 27           | 28         |
| [140] Pare               | 25              | 25         | 13             | 14        | 38           | 39         |
| [141] Badas              | 14              | 14         | 1              | 1         | 15           | 15         |
| [150] Kunjang            | 17              | 17         | -              | -         | 17           | 17         |
| [160] Plemahan           | 23              | 23         | 4              | 4         | 27           | 27         |
| [170] Purwoasri          | 31              | 31         | 1              | 1         | 32           | 32         |
| [180] Papar              | 27              | 27         | -              | 1         | 27           | 28         |
| [190] Pagu               | 17              | 17         | 1              | 2         | 18           | 19         |
| [191] Kayenkidul         | 19              | 19         | 1              | 1         | 20           | 20         |
| [200] Gampengrejo        | 13              | 13         | 1              | 1         | 14           | 14         |
| [201] Ngasem             | 16              | 16         | 1              | 1         | 17           | 17         |
| [210] Banyakan           | 21              | 21         | 1              | 1         | 22           | 22         |
| [220] Grogol             | 17              | 17         | 6              | 8         | 23           | 25         |
| [230] Tarokan            | 21              | 21         | 1              | 1         | 22           | 22         |
| <b>Kabupaten Kediri</b>  | <b>611</b>      | <b>611</b> | <b>60</b>      | <b>73</b> | <b>671</b>   | <b>684</b> |

Lanjutan Tabel/*Continued Table* 4.1.3

| Kecamatan<br>Subdistrict | Guru <sup>1</sup> /Teachers <sup>1</sup> |              |                |            |              |              |
|--------------------------|--|--------------|----------------|------------|--------------|--------------|
|                          | Negeri/Public                            |              | Swasta/Private |            | Jumlah/Total |              |
|                          | 2018/2019                                | 2019/2020    | 2018/2019      | 2019/2020  | 2018/2019    | 2019/2020    |
| (1)                      | (8)                                      | (9)          | (10)           | (11)       | (12)         | (13)         |
| [010] Mojo               | 239                                      | 265          | 19             | 30         | 258          | 295          |
| [020] Semen              | 217                                      | 219          | 31             | 51         | 248          | 270          |
| [030] Ngadiluwih         | 287                                      | 288          | 56             | 70         | 343          | 358          |
| [040] Kras               | 248                                      | 259          | 23             | 30         | 271          | 289          |
| [050] Ringinrejo         | 152                                      | 143          | -              | -          | 152          | 143          |
| [060] Kandat             | 201                                      | 202          | -              | -          | 201          | 202          |
| [070] Wates              | 299                                      | 305          | 26             | 23         | 325          | 328          |
| [080] Ngancar            | 209                                      | 214          | 22             | 23         | 231          | 237          |
| [090] Plosoklaten        | 232                                      | 243          | 11             | 12         | 243          | 255          |
| [100] Gurah              | 282                                      | 282          | 87             | 99         | 369          | 381          |
| [110] Puncu              | 239                                      | 249          | 19             | 24         | 258          | 273          |
| [120] Kepung             | 269                                      | 302          | 23             | 26         | 292          | 328          |
| [130] Kandangan          | 201                                      | 220          | 4              | 13         | 205          | 233          |
| [140] Pare               | 304                                      | 300          | 169            | 205        | 473          | 505          |
| [141] Badas              | 133                                      | 141          | 11             | 12         | 144          | 153          |
| [150] Kunjang            | 136                                      | 149          | -              | -          | 136          | 149          |
| [160] Plemahan           | 202                                      | 203          | 40             | 49         | 242          | 252          |
| [170] Purwoasri          | 233                                      | 252          | 6              | 8          | 239          | 260          |
| [180] Papar              | 226                                      | 233          | -              | 11         | 226          | 244          |
| [190] Pagu               | 150                                      | 153          | 3              | 13         | 153          | 166          |
| [191] Kayenkidul         | 177                                      | 180          | 20             | 29         | 197          | 209          |
| [200] Gampengrejo        | 121                                      | 125          | 18             | 19         | 139          | 144          |
| [201] Ngasem             | 165                                      | 151          | 20             | 19         | 185          | 170          |
| [210] Banyakan           | 215                                      | 221          | 7              | 10         | 222          | 231          |
| [220] Grogol             | 194                                      | 199          | 43             | 53         | 237          | 252          |
| [230] Tarokan            | 236                                      | 232          | 6              | 6          | 242          | 238          |
| <b>Kabupaten Kediri</b>  | <b>5 567</b>                             | <b>5 730</b> | <b>664</b>     | <b>835</b> | <b>6 231</b> | <b>6 565</b> |

Lanjutan Tabel/*Continued Table 4.1.3*

| Kecamatan<br>Subdistrict | Murid/Pupils  |               |                |               |                |                |
|--------------------------|---------------|---------------|----------------|---------------|----------------|----------------|
|                          | Negeri/Public |               | Swasta/Private |               | Jumlah/Total   |                |
|                          | 2018/2019     | 2019/2020     | 2018/2019      | 2019/2020     | 2018/2019      | 2019/2020      |
| (1)                      | (14)          | (15)          | (16)           | (17)          | (18)           | (19)           |
| [010] Mojo               | 4 295         | 4 301         | 345            | 382           | 4 640          | 4 683          |
| [020] Semen              | 3 575         | 3 547         | 479            | 616           | 4 054          | 4 163          |
| [030] Ngadiluwih         | 5 377         | 5 275         | 1 175          | 1 233         | 6 552          | 6 508          |
| [040] Kras               | 4 192         | 4 040         | 345            | 386           | 4 537          | 4 426          |
| [050] Ringinrejo         | 2 373         | 2 279         | -              | -             | 2 373          | 2 279          |
| [060] Kandat             | 2 930         | 2 848         | -              | -             | 2 930          | 2 848          |
| [070] Wates              | 5 765         | 5 634         | 485            | 495           | 6 250          | 6 129          |
| [080] Ngancar            | 3 434         | 3 406         | 268            | 253           | 3 702          | 3 659          |
| [090] Plosoklaten        | 4 189         | 4 081         | 144            | 168           | 4 333          | 4 249          |
| [100] Gurah              | 4 896         | 4 748         | 1 696          | 1 844         | 6 592          | 6 592          |
| [110] Puncu              | 4 683         | 4 672         | 406            | 481           | 5 089          | 5 153          |
| [120] Kepung             | 5 180         | 5 036         | 399            | 464           | 5 579          | 5 500          |
| [130] Kandangan          | 3 340         | 3 340         | 22             | 20            | 3 362          | 3 360          |
| [140] Pare               | 6 022         | 5 908         | 3 175          | 3 279         | 9 197          | 9 187          |
| [141] Badas              | 2 553         | 2 480         | 287            | 269           | 2 840          | 2 749          |
| [150] Kunjang            | 2 310         | 2 242         | -              | -             | 2 310          | 2 242          |
| [160] Plemahan           | 3 741         | 3 710         | 719            | 812           | 4 460          | 4 522          |
| [170] Purwoasri          | 3 488         | 3 338         | 127            | 128           | 3 615          | 3 466          |
| [180] Papar              | 3 612         | 3 371         | -              | 118           | 3 612          | 3 489          |
| [190] Pagu               | 2 676         | 2 577         | 100            | 269           | 2 776          | 2 846          |
| [191] Kayenkidul         | 3 099         | 3 017         | 538            | 537           | 3 637          | 3 554          |
| [200] Gampengrejo        | 1 986         | 1 918         | 368            | 413           | 2 354          | 2 331          |
| [201] Ngasem             | 3 317         | 3 308         | 285            | 291           | 3 602          | 3 599          |
| [210] Banyakan           | 3 507         | 3 444         | 54             | 77            | 3 561          | 3 521          |
| [220] Grogol             | 2 992         | 2 833         | 787            | 983           | 3 779          | 3 816          |
| [230] Tarokan            | 4 097         | 4 008         | 27             | 26            | 4 124          | 4 034          |
| <b>Kabupaten Kediri</b>  | <b>97 629</b> | <b>95 361</b> | <b>12 231</b>  | <b>13 544</b> | <b>109 860</b> | <b>108 905</b> |

Catatan/Note: <sup>1</sup> Jumlah guru termasuk kepala sekolah dan guru/*The total of teachers including headmaster and teacher*

Sumber/Source: Kementerian Pendidikan dan Kebudayaan, Data Semester Ganjil/*Ministry of Educations and Culture, Odd Semester Data*

**Tabel**  
**Table** 4.1.4

**Jumlah Sekolah, Guru, dan Murid Madrasah Ibtidaiyah (MI) di Bawah Kementerian Agama Menurut Kecamatan di Kabupaten Kediri, 2018/2019 dan 2019/2020**  
**Number of Schools, Teachers, and Pupils in Madrasah Ibtidaiyah (MI) Under The Ministry of Religious Affairs by Subdistrict in Kediri Regency, 2018/2019 dan 2019/2020**

| Kecamatan<br>Subdistrict | Sekolah/Schools |           |                |            |              |            |
|--------------------------|-----------------|-----------|----------------|------------|--------------|------------|
|                          | Negeri/Public   |           | Swasta/Private |            | Jumlah/Total |            |
|                          | 2018/2019       | 2019/2020 | 2018/2019      | 2019/2020  | 2018/2019    | 2019/2020  |
| (1)                      | (2)             | (3)       | (4)            | (5)        | (6)          | (7)        |
| [010] Mojo               | -               | -         | 23             | 23         | 23           | 23         |
| [020] Semen              | -               | -         | 4              | 5          | 4            | 5          |
| [030] Ngadiluwih         | -               | -         | 6              | 6          | 6            | 6          |
| [040] Kras               | 1               | 1         | 12             | 8          | 13           | 9          |
| [050] Ringinrejo         | -               | -         | 14             | 15         | 14           | 15         |
| [060] Kandat             | -               | -         | 9              | 9          | 9            | 9          |
| [070] Wates              | -               | -         | 9              | 10         | 9            | 10         |
| [080] Ngancar            | -               | -         | 3              | 4          | 3            | 4          |
| [090] Plosoklaten        | 1               | 1         | 13             | 13         | 14           | 14         |
| [100] Gurah              | -               | -         | 12             | 11         | 12           | 11         |
| [110] Puncu              | -               | -         | 5              | 5          | 5            | 5          |
| [120] Kepung             | -               | -         | 13             | 13         | 13           | 13         |
| [130] Kandangan          | -               | -         | 12             | 11         | 12           | 11         |
| [140] Pare               | -               | -         | 11             | 11         | 11           | 11         |
| [141] Badas              | -               | -         | 21             | 21         | 21           | 21         |
| [150] Kunjang            | -               | -         | 5              | 6          | 5            | 6          |
| [160] Plemahan           | -               | -         | 7              | 7          | 7            | 7          |
| [170] Purwasri           | -               | -         | 15             | 16         | 15           | 16         |
| [180] Papar              | -               | -         | 4              | 4          | 4            | 4          |
| [190] Pagu               | -               | -         | 6              | 5          | 6            | 5          |
| [191] Kayenkidul         | -               | -         | 4              | 5          | 4            | 5          |
| [200] Gampengrejo        | -               | -         | 4              | 4          | 4            | 4          |
| [201] Ngasem             | 1               | 1         | 5              | 7          | 6            | 8          |
| [210] Banyakan           | -               | -         | 6              | 7          | 6            | 7          |
| [220] Grogol             | -               | -         | 8              | 9          | 8            | 9          |
| [230] Tarokan            | -               | -         | 8              | 8          | 8            | 8          |
| <b>Kabupaten Kediri</b>  | <b>3</b>        | <b>3</b>  | <b>239</b>     | <b>243</b> | <b>242</b>   | <b>246</b> |

Lanjutan Tabel/*Continued Table* 4.1.4

| Kecamatan<br>Subdistrict | Guru /Teachers |           |                |              |              |              |
|--------------------------|----------------|-----------|----------------|--------------|--------------|--------------|
|                          | Negeri/Public  |           | Swasta/Private |              | Jumlah/Total |              |
|                          | 2018/2019      | 2019/2020 | 2018/2019      | 2019/2020    | 2018/2019    | 2019/2020    |
| (1)                      | (8)            | (9)       | (10)           | (11)         | (12)         | (13)         |
| [010] Mojo               | -              | -         | 194            | 196          | 194          | 196          |
| [020] Semen              | -              | -         | 30             | 38           | 30           | 38           |
| [030] Ngadiluwih         | -              | -         | 73             | 80           | 73           | 80           |
| [040] Kras               | 25             | 30        | 98             | 74           | 123          | 104          |
| [050] Ringinrejo         | -              | -         | 136            | 139          | 136          | 139          |
| [060] Kandat             | -              | -         | 129            | 117          | 129          | 117          |
| [070] Wates              | -              | -         | 114            | 129          | 114          | 129          |
| [080] Ngancar            | -              | -         | 44             | 61           | 44           | 61           |
| [090] Plosoklaten        | 25             | 25        | 133            | 117          | 158          | 142          |
| [100] Gurah              | -              | -         | 124            | 116          | 124          | 116          |
| [110] Puncu              | -              | -         | 54             | 51           | 54           | 51           |
| [120] Kepung             | -              | -         | 163            | 149          | 163          | 149          |
| [130] Kandangan          | -              | -         | 120            | 91           | 120          | 91           |
| [140] Pare               | -              | -         | 188            | 200          | 188          | 200          |
| [141] Badas              | -              | -         | 230            | 211          | 230          | 211          |
| [150] Kunjang            | -              | -         | 46             | 62           | 46           | 62           |
| [160] Plemahan           | -              | -         | 68             | 68           | 68           | 68           |
| [170] Purwoasri          | -              | -         | 143            | 142          | 143          | 142          |
| [180] Papar              | -              | -         | 40             | 42           | 40           | 42           |
| [190] Pagu               | -              | -         | 42             | 37           | 42           | 37           |
| [191] Kayenkidul         | -              | -         | 48             | 47           | 48           | 47           |
| [200] Gampengrejo        | -              | -         | 44             | 48           | 44           | 48           |
| [201] Ngasem             | 38             | 37        | 50             | 55           | 88           | 92           |
| [210] Banyakan           | -              | -         | 51             | 54           | 51           | 54           |
| [220] Grogol             | -              | -         | 64             | 69           | 64           | 69           |
| [230] Tarokan            | -              | -         | 78             | 77           | 78           | 77           |
| <b>Kabupaten Kediri</b>  | <b>88</b>      | <b>92</b> | <b>2 504</b>   | <b>2 470</b> | <b>2 592</b> | <b>2 562</b> |

Lanjutan Tabel/*Continued Table* 4.1.4

| Kecamatan<br>Subdistrict | Murid/Pupils  |              |                |               |               |               |
|--------------------------|---------------|--------------|----------------|---------------|---------------|---------------|
|                          | Negeri/Public |              | Swasta/Private |               | Jumlah/Total  |               |
|                          | 2018/2019     | 2019/2020    | 2018/2019      | 2019/2020     | 2018/2019     | 2019/2020     |
| (1)                      | (14)          | (15)         | (16)           | (17)          | (18)          | (19)          |
| [010] Mojo               | -             | -            | 2 725          | 2 703         | 2 725         | 2 703         |
| [020] Semen              | -             | -            | 411            | 595           | 411           | 595           |
| [030] Ngadiluwih         | -             | -            | 1 189          | 1 228         | 1 189         | 1 228         |
| [040] Kras               | 746           | 802          | 1 185          | 907           | 1 931         | 1 709         |
| [050] Ringinrejo         | -             | -            | 2 535          | 2 632         | 2 535         | 2 632         |
| [060] Kandat             | -             | -            | 1 996          | 1 971         | 1 996         | 1 971         |
| [070] Wates              | -             | -            | 2 024          | 2 272         | 2 024         | 2 272         |
| [080] Ngancar            | -             | -            | 739            | 1 095         | 739           | 1 095         |
| [090] Plosoklaten        | 496           | 539          | 2 286          | 2 302         | 2 782         | 2 841         |
| [100] Gurah              | -             | -            | 1 832          | 1 544         | 1 832         | 1 544         |
| [110] Puncu              | -             | -            | 678            | 718           | 678           | 718           |
| [120] Kepung             | -             | -            | 2 616          | 2 743         | 2 616         | 2 743         |
| [130] Kandangan          | -             | -            | 1 354          | 1 253         | 1 354         | 1 253         |
| [140] Pare               | -             | -            | 2 856          | 2 920         | 2 856         | 2 920         |
| [141] Badas              | -             | -            | 3 693          | 3 720         | 3 693         | 3 720         |
| [150] Kunjang            | -             | -            | 474            | 829           | 474           | 829           |
| [160] Plemahan           | -             | -            | 984            | 937           | 984           | 937           |
| [170] Purwoasri          | -             | -            | 1 805          | 1 982         | 1 805         | 1 982         |
| [180] Papar              | -             | -            | 588            | 577           | 588           | 577           |
| [190] Pagu               | -             | -            | 668            | 514           | 668           | 514           |
| [191] Kayenkidul         | -             | -            | 742            | 891           | 742           | 891           |
| [200] Gampengrejo        | -             | -            | 494            | 596           | 494           | 596           |
| [201] Ngasem             | 770           | 830          | 584            | 710           | 1 354         | 1 540         |
| [210] Banyakan           | -             | -            | 764            | 1 060         | 764           | 1 060         |
| [220] Grogol             | -             | -            | 908            | 1 181         | 908           | 1 181         |
| [230] Tarokan            | -             | -            | 1 236          | 1 343         | 1 236         | 1 343         |
| <b>Kabupaten Kediri</b>  | <b>2 012</b>  | <b>2 171</b> | <b>37 366</b>  | <b>39 223</b> | <b>39 378</b> | <b>41 394</b> |

Catatan/Note: ...

Sumber/Source: 2018/2019 - Kementerian Agama, EMIS, data semester genap laporan sampai dengan 30 Juni 2019/ *Ministry of Religious Affairs, EMIS, even semester report data up to 30th June 2019*2019/2020 - Kementerian Agama, EMIS, data semester ganjillaporan sampai dengan 15 Maret 2020/ *Ministry of Religious Affairs, EMIS, odd semester report data up to March 15th, 2020*

**Tabel**  
**Table** 4.1.5

**Jumlah Sekolah, Guru, dan Murid Sekolah Menengah Pertama (SMP) di Bawah Kementerian Pendidikan dan Kebudayaan Menurut Kecamatan di Kabupaten Kediri, 2018/2019 dan 2019/2020**  
**Number of Schools, Teachers, and Pupils in Junior High Schools Under The Ministry of Education and Culture by Subdistrict in Kediri Regency, 2018/2019 dan 2019/2020**

| Kecamatan<br>Subdistrict | Sekolah/Schools |           |                |           |              |            |
|--------------------------|-----------------|-----------|----------------|-----------|--------------|------------|
|                          | Negeri/Public   |           | Swasta/Private |           | Jumlah/Total |            |
|                          | 2018/2019       | 2019/2020 | 2018/2019      | 2019/2020 | 2018/2019    | 2019/2020  |
| (1)                      | (2)             | (3)       | (4)            | (5)       | (6)          | (7)        |
| [010] Mojo               | 2               | 2         | 1              | 1         | 3            | 3          |
| [020] Semen              | 2               | 2         | 1              | 1         | 3            | 3          |
| [030] Ngadiluwih         | 2               | 2         | 3              | 3         | 5            | 5          |
| [040] Kras               | 3               | 3         | 2              | 3         | 5            | 6          |
| [050] Ringinrejo         | 1               | 1         | -              | -         | 1            | 1          |
| [060] Kandat             | 2               | 2         | -              | -         | 2            | 2          |
| [070] Wates              | 3               | 3         | 2              | 2         | 5            | 5          |
| [080] Ngancar            | 2               | 2         | -              | -         | 2            | 2          |
| [090] Plosoklaten        | 3               | 3         | 2              | 2         | 5            | 5          |
| [100] Gurah              | 2               | 2         | 5              | 5         | 7            | 7          |
| [110] Puncu              | 2               | 2         | 2              | 2         | 4            | 4          |
| [120] Kepung             | 2               | 2         | 5              | 7         | 7            | 9          |
| [130] Kandangan          | 2               | 2         | 2              | 2         | 4            | 4          |
| [140] Pare               | 4               | 4         | 8              | 8         | 12           | 12         |
| [141] Badas              | 1               | 1         | 1              | 1         | 2            | 2          |
| [150] Kunjang            | 2               | 2         | 1              | 1         | 3            | 3          |
| [160] Plemahan           | 2               | 2         | 2              | 2         | 4            | 4          |
| [170] Purwoasri          | 2               | 2         | -              | -         | 2            | 2          |
| [180] Papar              | 2               | 2         | -              | -         | 2            | 2          |
| [190] Pagu               | 1               | 1         | 1              | 1         | 2            | 2          |
| [191] Kayenkidul         | 1               | 1         | -              | -         | 1            | 1          |
| [200] Gampengrejo        | 1               | 1         | -              | -         | 1            | 1          |
| [201] Ngasem             | 1               | 1         | 1              | 1         | 2            | 2          |
| [210] Banyakan           | 2               | 2         | -              | -         | 2            | 2          |
| [220] Grogol             | 3               | 3         | 5              | 6         | 8            | 9          |
| [230] Tarokan            | 2               | 2         | 2              | 2         | 4            | 4          |
| <b>Kabupaten Kediri</b>  | <b>52</b>       | <b>52</b> | <b>46</b>      | <b>50</b> | <b>98</b>    | <b>102</b> |



Lanjutan Tabel/Continued Table 4.1.5

| Kecamatan<br>Subdistrict | Guru <sup>1</sup> /Teachers <sup>1</sup> |              |                |            |              |              |
|--------------------------|--|--------------|----------------|------------|--------------|--------------|
|                          | Negeri/Public                            |              | Swasta/Private |            | Jumlah/Total |              |
|                          | 2018/2019                                | 2019/2020    | 2018/2019      | 2019/2020  | 2018/2019    | 2019/2020    |
| (1)                      | (8)                                      | (9)          | (10)           | (11)       | (12)         | (13)         |
| [010] Mojo               | 83                                       | 84           | 24             | 37         | 107          | 121          |
| [020] Semen              | 72                                       | 74           | 11             | 13         | 83           | 87           |
| [030] Ngadiluwih         | 94                                       | 89           | 31             | 30         | 125          | 119          |
| [040] Kras               | 101                                      | 104          | 12             | 19         | 113          | 123          |
| [050] Ringinrejo         | 31                                       | 34           | -              | -          | 31           | 34           |
| [060] Kandat             | 62                                       | 63           | -              | -          | 62           | 63           |
| [070] Wates              | 118                                      | 115          | 21             | 22         | 139          | 137          |
| [080] Ngancar            | 61                                       | 57           | -              | -          | 61           | 57           |
| [090] Plosoklaten        | 93                                       | 89           | 22             | 24         | 115          | 113          |
| [100] Gurah              | 86                                       | 81           | 22             | 34         | 108          | 115          |
| [110] Puncu              | 55                                       | 57           | 11             | 11         | 66           | 68           |
| [120] Kepung             | 80                                       | 81           | 40             | 56         | 120          | 137          |
| [130] Kandangan          | 60                                       | 63           | 16             | 17         | 76           | 80           |
| [140] Pare               | 184                                      | 174          | 90             | 95         | 274          | 269          |
| [141] Badas              | 18                                       | 22           | 7              | 9          | 25           | 31           |
| [150] Kunjang            | 77                                       | 76           | 12             | 16         | 89           | 92           |
| [160] Plemahan           | 75                                       | 75           | 7              | 14         | 82           | 89           |
| [170] Purwoasri          | 62                                       | 57           | -              | -          | 62           | 57           |
| [180] Papar              | 95                                       | 88           | -              | -          | 95           | 88           |
| [190] Pagu               | 47                                       | 48           | 4              | 5          | 51           | 53           |
| [191] Kayenkidul         | 26                                       | 24           | -              | -          | 26           | 24           |
| [200] Gampengrejo        | 50                                       | 50           | -              | -          | 50           | 50           |
| [201] Ngasem             | 60                                       | 59           | 7              | 8          | 67           | 67           |
| [210] Banyakan           | 39                                       | 39           | -              | -          | 39           | 39           |
| [220] Grogol             | 127                                      | 132          | 35             | 42         | 162          | 174          |
| [230] Tarokan            | 70                                       | 69           | 21             | 20         | 91           | 89           |
| <b>Kabupaten Kediri</b>  | <b>1 926</b>                             | <b>1 904</b> | <b>393</b>     | <b>472</b> | <b>2 319</b> | <b>2 376</b> |

Lanjutan Tabel/Continued Table 4.1.5

| Kecamatan<br>Subdistrict | Murid/Pupils  |               |                |              |               |               |
|--------------------------|---------------|---------------|----------------|--------------|---------------|---------------|
|                          | Negeri/Public |               | Swasta/Private |              | Jumlah/Total  |               |
|                          | 2018/2019     | 2019/2020     | 2018/2019      | 2019/2020    | 2018/2019     | 2019/2020     |
| (1)                      | (14)          | (15)          | (16)           | (17)         | (18)          | (19)          |
| [010] Mojo               | 1 969         | 1 844         | 452            | 794          | 2 421         | 2 638         |
| [020] Semen              | 1 440         | 1 466         | 227            | 349          | 1 667         | 1 815         |
| [030] Ngadiluwih         | 2 149         | 2 092         | 350            | 321          | 2 499         | 2 413         |
| [040] Kras               | 2 133         | 2 129         | 77             | 137          | 2 210         | 2 266         |
| [050] Ringinrejo         | 610           | 665           | -              | -            | 610           | 665           |
| [060] Kandat             | 1 436         | 1 376         | -              | -            | 1 436         | 1 376         |
| [070] Wates              | 2 579         | 2 586         | 208            | 204          | 2 787         | 2 790         |
| [080] Ngancar            | 1 243         | 1 241         | -              | -            | 1 243         | 1 241         |
| [090] Plosoklaten        | 2 032         | 2 033         | 416            | 456          | 2 448         | 2 489         |
| [100] Gurah              | 1 891         | 1 915         | 447            | 426          | 2 338         | 2 341         |
| [110] Puncu              | 1 131         | 1 109         | 34             | 31           | 1 165         | 1 140         |
| [120] Kepung             | 1 822         | 1 859         | 490            | 523          | 2 312         | 2 382         |
| [130] Kandangan          | 1 197         | 1 187         | 159            | 125          | 1 356         | 1 312         |
| [140] Pare               | 3 769         | 3 706         | 1 239          | 1 212        | 5 008         | 4 918         |
| [141] Badas              | 507           | 529           | 110            | 146          | 617           | 675           |
| [150] Kunjang            | 1 742         | 1 678         | 191            | 194          | 1 933         | 1 872         |
| [160] Plemahan           | 1 589         | 1 581         | 81             | 107          | 1 670         | 1 688         |
| [170] Purwoasri          | 1 304         | 1 400         | -              | -            | 1 304         | 1 400         |
| [180] Papar              | 1 776         | 1 735         | -              | -            | 1 776         | 1 735         |
| [190] Pagu               | 1 062         | 1 037         | 82             | 87           | 1 144         | 1 124         |
| [191] Kayenkidul         | 511           | 536           | -              | -            | 511           | 536           |
| [200] Gampengrejo        | 972           | 983           | -              | -            | 972           | 983           |
| [201] Ngasem             | 1 055         | 1 062         | 68             | 71           | 1 123         | 1 133         |
| [210] Banyakan           | 690           | 705           | -              | -            | 690           | 705           |
| [220] Grogol             | 2 311         | 2 263         | 291            | 296          | 2 602         | 2 559         |
| [230] Tarokan            | 1 441         | 1 295         | 229            | 244          | 1 670         | 1 539         |
| <b>Kabupaten Kediri</b>  | <b>40 361</b> | <b>40 012</b> | <b>5 151</b>   | <b>5 723</b> | <b>45 512</b> | <b>45 735</b> |

Catatan/Note: <sup>1</sup> Jumlah guru termasuk kepala sekolah dan guru/The total of teachers including headmaster and teacher

Sumber/Source: Kementerian Pendidikan dan Kebudayaan, Data Semester Ganjil/Ministry of Educations and Culture, Odd Semester Data

**Tabel**  
**Table** 4.1.6

**Jumlah Sekolah, Guru, dan Murid Madrasah Tsanawiyah (MTs) di Bawah Kementerian Agama Menurut Kecamatan di Kabupaten Kediri, 2018/2019 dan 2019/2020**  
**Number of Schools, Teachers, and Pupils in Madrasah Tsanawiyah (MTs) Under The Ministry of Religious Affairs by Subdistrict in Kediri Regency, 2018/2019 dan 2019/2020**

| Kecamatan<br>Subdistrict | Sekolah/Schools |           |                |           |              |            |
|--------------------------|-----------------|-----------|----------------|-----------|--------------|------------|
|                          | Negeri/Public   |           | Swasta/Private |           | Jumlah/Total |            |
|                          | 2018/2019       | 2019/2020 | 2018/2019      | 2019/2020 | 2018/2019    | 2019/2020  |
| (1)                      | (2)             | (3)       | (4)            | (5)       | (6)          | (7)        |
| [010] Mojo               | -               | -         | 7              | 7         | 7            | 7          |
| [020] Semen              | -               | -         | 2              | 2         | 2            | 2          |
| [030] Ngadiluwih         | -               | -         | 4              | 4         | 4            | 4          |
| [040] Kras               | 1               | 1         | 4              | 3         | 5            | 4          |
| [050] Ringinrejo         | 1               | 1         | 1              | 1         | 2            | 2          |
| [060] Kandat             | -               | -         | 3              | 4         | 3            | 4          |
| [070] Wates              | -               | -         | 5              | 5         | 5            | 5          |
| [080] Ngancar            | -               | -         | 2              | 2         | 2            | 2          |
| [090] Plosoklaten        | -               | -         | 2              | 2         | 2            | 2          |
| [100] Gurah              | -               | -         | 2              | 5         | 2            | 5          |
| [110] Puncu              | 1               | 1         | -              | -         | 1            | 1          |
| [120] Kepung             | 1               | 1         | 10             | 10        | 11           | 11         |
| [130] Kandangan          | -               | -         | 3              | 3         | 3            | 3          |
| [140] Pare               | -               | 1         | 8              | 8         | 8            | 9          |
| [141] Badas              | -               | -         | 10             | 12        | 10           | 12         |
| [150] Kunjang            | -               | -         | 4              | 3         | 4            | 3          |
| [160] Plemahan           | -               | -         | 4              | 4         | 4            | 4          |
| [170] Purwoasri          | 1               | 1         | 2              | 4         | 3            | 5          |
| [180] Papar              | -               | -         | 2              | 2         | 2            | 2          |
| [190] Pagu               | 1               | 1         | 2              | 2         | 3            | 3          |
| [191] Kayenkidul         | -               | -         | 3              | 4         | 3            | 4          |
| [200] Gampengrejo        | -               | -         | -              | 2         | -            | 2          |
| [201] Ngasem             | -               | 1         | 3              | 3         | 3            | 4          |
| [210] Banyakan           | -               | -         | 4              | 4         | 4            | 4          |
| [220] Grogol             | -               | -         | -              | -         | -            | -          |
| [230] Tarokan            | 1               | 1         | -              | -         | 1            | 1          |
| <b>Kabupaten Kediri</b>  | <b>7</b>        | <b>9</b>  | <b>87</b>      | <b>96</b> | <b>94</b>    | <b>105</b> |

Lanjutan Tabel/Continued Table 4.1.6

| Kecamatan<br>Subdistrict | Guru /Teachers |            |                |              |              |              |
|--------------------------|----------------|------------|----------------|--------------|--------------|--------------|
|                          | Negeri/Public  |            | Swasta/Private |              | Jumlah/Total |              |
|                          | 2018/2019      | 2019/2020  | 2018/2019      | 2019/2020    | 2018/2019    | 2019/2020    |
| (1)                      | (8)            | (9)        | (10)           | (11)         | (12)         | (13)         |
| [010] Mojo               | -              | -          | 143            | 132          | 143          | 132          |
| [020] Semen              | -              | -          | 19             | 18           | 19           | 18           |
| [030] Ngadiluwih         | -              | -          | 92             | 54           | 92           | 54           |
| [040] Kras               | 69             | 61         | 51             | 27           | 120          | 88           |
| [050] Ringinrejo         | 45             | 30         | 21             | 17           | 66           | 47           |
| [060] Kandat             | -              | -          | 51             | 51           | 51           | 51           |
| [070] Wates              | -              | -          | 92             | 76           | 92           | 76           |
| [080] Ngancar            | -              | -          | 28             | 22           | 28           | 22           |
| [090] Plosoklaten        | -              | -          | 41             | 20           | 41           | 20           |
| [100] Gurah              | -              | -          | 39             | 59           | 39           | 59           |
| [110] Puncu              | 57             | 51         | -              | -            | 57           | 51           |
| [120] Kepung             | 56             | 44         | 154            | 124          | 210          | 168          |
| [130] Kandangan          | -              | -          | 46             | 32           | 46           | 32           |
| [140] Pare               | -              | 54         | 154            | 103          | 154          | 157          |
| [141] Badas              | -              | -          | 150            | 138          | 150          | 138          |
| [150] Kunjang            | -              | -          | 54             | 37           | 54           | 37           |
| [160] Plemahan           | -              | -          | 54             | 43           | 54           | 43           |
| [170] Purwoasri          | 61             | 50         | 57             | 60           | 118          | 110          |
| [180] Papar              | -              | -          | 46             | 18           | 46           | 18           |
| [190] Pagu               | 70             | 50         | 33             | 31           | 103          | 81           |
| [191] Kayenkidul         | -              | -          | 38             | 34           | 38           | 34           |
| [200] Gampengrejo        | -              | -          | -              | 11           | -            | 11           |
| [201] Ngasem             | -              | 2          | 41             | 28           | 41           | 30           |
| [210] Banyakan           | -              | -          | 52             | 40           | 52           | 40           |
| [220] Grogol             | -              | -          | -              | -            | -            | -            |
| [230] Tarokan            | 59             | 58         | -              | -            | 59           | 58           |
| <b>Kabupaten Kediri</b>  | <b>417</b>     | <b>400</b> | <b>1 456</b>   | <b>1 175</b> | <b>1 873</b> | <b>1 575</b> |

Lanjutan Tabel/*Continued Table* 4.1.6

| Kecamatan<br>Subdistrict | Murid/Pupils  |              |                |               |               |               |
|--------------------------|---------------|--------------|----------------|---------------|---------------|---------------|
|                          | Negeri/Public |              | Swasta/Private |               | Jumlah/Total  |               |
|                          | 2018/2019     | 2019/2020    | 2018/2019      | 2019/2020     | 2018/2019     | 2019/2020     |
| (1)                      | (14)          | (15)         | (16)           | (17)          | (18)          | (19)          |
| [010] Mojo               | -             | -            | 2 602          | 2 342         | 2 602         | 2 342         |
| [020] Semen              | -             | -            | 288            | 213           | 288           | 213           |
| [030] Ngadiluwih         | -             | -            | 734            | 752           | 734           | 752           |
| [040] Kras               | 1 097         | 1 088        | 320            | 198           | 1 417         | 1 286         |
| [050] Ringinrejo         | 1 180         | 632          | 196            | 163           | 1 376         | 795           |
| [060] Kandat             | -             | -            | 361            | 512           | 361           | 512           |
| [070] Wates              | -             | -            | 739            | 840           | 739           | 840           |
| [080] Ngancar            | -             | -            | 272            | 268           | 272           | 268           |
| [090] Plosklaten         | -             | -            | 428            | 457           | 428           | 457           |
| [100] Gurah              | -             | -            | 492            | 824           | 492           | 824           |
| [110] Puncu              | 1 071         | 1 132        | -              | -             | 1 071         | 1 132         |
| [120] Kepung             | 1 171         | 1 091        | 1 416          | 1 541         | 2 587         | 2 632         |
| [130] Kandangan          | -             | -            | 351            | 335           | 351           | 335           |
| [140] Pare               | -             | 1 056        | 1 832          | 1 729         | 1 832         | 2 785         |
| [141] Badas              | -             | -            | 1 077          | 1 401         | 1 077         | 1 401         |
| [150] Kunjang            | -             | -            | 415            | 412           | 415           | 412           |
| [160] Plemahan           | -             | -            | 508            | 601           | 508           | 601           |
| [170] Purwoasri          | 1 058         | 999          | 902            | 1 041         | 1 960         | 2 040         |
| [180] Papar              | -             | -            | 378            | 276           | 378           | 276           |
| [190] Pagu               | 1 366         | 947          | 305            | 486           | 1 671         | 1 433         |
| [191] Kayenkidul         | -             | -            | 292            | 433           | 292           | 433           |
| [200] Gampengrejo        | -             | -            | -              | 96            | -             | 96            |
| [201] Ngasem             | -             | 274          | 419            | 493           | 419           | 767           |
| [210] Banyakan           | -             | -            | 373            | 314           | 373           | 314           |
| [220] Grogol             | -             | -            | -              | -             | -             | -             |
| [230] Tarokan            | 1 092         | 1 161        | -              | -             | 1 092         | 1 161         |
| <b>Kabupaten Kediri</b>  | <b>8 035</b>  | <b>8 380</b> | <b>14 700</b>  | <b>15 727</b> | <b>22 735</b> | <b>24 107</b> |

Catatan/Note: ...

Sumber/Source: 2018/2019 - Kementerian Agama, EMIS, data semester genap laporan sampai dengan 30 Juni 2019/ Ministry of Religious Affairs, EMIS, even semester report data up to 30th June 2019  
2019/2020 - Kementerian Agama, EMIS, data semester ganjil laporan sampai dengan 15 Maret 2020/ Ministry of Religious Affairs, EMIS, odd semester report data up to March 15th, 2020

**Tabel**  
**Table** 4.1.7

**Jumlah Sekolah, Guru, dan Murid Sekolah Menengah Atas (SMA) di Bawah Kementerian Pendidikan dan Kebudayaan Menurut Kecamatan di Kabupaten Kediri, 2018/2019 dan 2019/2020**  
**Number of Schools, Teachers, and Pupils in Senior High Schools Under The Ministry of Education and Culture by Subdistrict in Kediri Regency, 2018/2019 dan 2019/2020**

| Kecamatan<br>Subdistrict | Sekolah/Schools |           |                |           |              |           |
|--------------------------|-----------------|-----------|----------------|-----------|--------------|-----------|
|                          | Negeri/Public   |           | Swasta/Private |           | Jumlah/Total |           |
|                          | 2018/2019       | 2019/2020 | 2018/2019      | 2019/2020 | 2018/2019    | 2019/2020 |
| (1)                      | (2)             | (3)       | (4)            | (5)       | (6)          | (7)       |
| [010] Mojo               | 1               | 1         | 1              | 1         | 2            | 2         |
| [020] Semen              | -               | -         | 1              | 1         | 1            | 1         |
| [030] Ngadiluwih         | 1               | 1         | -              | -         | 1            | 1         |
| [040] Kras               | -               | -         | 1              | 1         | 1            | 1         |
| [050] Ringinrejo         | -               | -         | -              | -         | -            | -         |
| [060] Kandat             | 1               | 1         | -              | -         | 1            | 1         |
| [070] Wates              | 1               | 1         | 1              | 1         | 2            | 2         |
| [080] Ngancar            | -               | -         | -              | -         | -            | -         |
| [090] Plosoklaten        | 1               | 1         | -              | -         | 1            | 1         |
| [100] Gurah              | 1               | 1         | 1              | 1         | 2            | 2         |
| [110] Puncu              | 1               | 1         | 1              | 1         | 2            | 2         |
| [120] Kepung             | -               | -         | 2              | 2         | 2            | 2         |
| [130] Kandangan          | 1               | 1         | -              | -         | 1            | 1         |
| [140] Pare               | 2               | 2         | 3              | 3         | 5            | 5         |
| [141] Badas              | -               | -         | 1              | 1         | 1            | 1         |
| [150] Kunjang            | -               | -         | -              | -         | -            | -         |
| [160] Plemahan           | 1               | 1         | 1              | 1         | 2            | 2         |
| [170] Purwoasri          | 1               | 1         | -              | -         | 1            | 1         |
| [180] Papar              | 1               | 1         | -              | -         | 1            | 1         |
| [190] Pagu               | -               | -         | -              | -         | -            | -         |
| [191] Kayenkidul         | -               | -         | -              | -         | -            | -         |
| [200] Gampengrejo        | -               | -         | -              | -         | -            | -         |
| [201] Ngasem             | -               | -         | -              | -         | -            | -         |
| [210] Banyakan           | -               | -         | -              | -         | -            | -         |
| [220] Grogol             | 1               | 1         | -              | -         | 1            | 1         |
| [230] Tarokan            | -               | -         | 1              | 1         | 1            | 1         |
| <b>Kabupaten Kediri</b>  | <b>14</b>       | <b>14</b> | <b>14</b>      | <b>14</b> | <b>28</b>    | <b>28</b> |

Lanjutan Tabel/Continued Table 4.1.7

| Kecamatan<br>Subdistrict | Guru <sup>1</sup> /Teachers <sup>1</sup> |            |                |            |              |            |
|--------------------------|--|------------|----------------|------------|--------------|------------|
|                          | Negeri/Public                            |            | Swasta/Private |            | Jumlah/Total |            |
|                          | 2018/2019                                | 2019/2020  | 2018/2019      | 2019/2020  | 2018/2019    | 2019/2020  |
| (1)                      | (8)                                      | (9)        | (10)           | (11)       | (12)         | (13)       |
| [010] Mojo               | 45                                       | 45         | 27             | 29         | 72           | 74         |
| [020] Semen              | -  | -          | 2              | 4          | 2            | 4          |
| [030] Ngadiluwih         | 32                                       | 32         | -              | -          | 32           | 32         |
| [040] Kras               | -  | -          | 2              | 2          | 2            | 2          |
| [050] Ringinrejo         | -  | -          | -              | -          | -            | -          |
| [060] Kandat             | 55                                       | 54         | -              | -          | 55           | 54         |
| [070] Wates              | 50                                       | 50         | 8              | 9          | 58           | 59         |
| [080] Ngancar            | -  | -          | -              | -          | -            | -          |
| [090] Plosoklaten        | 43                                       | 45         | -              | -          | 43           | 45         |
| [100] Gurah              | 44                                       | 42         | 9              | 9          | 53           | 51         |
| [110] Puncu              | 32                                       | 32         | 5              | 5          | 37           | 37         |
| [120] Kepung             | -  | -          | 16             | 16         | 16           | 16         |
| [130] Kandangan          | 52                                       | 53         | -              | -          | 52           | 53         |
| [140] Pare               | 103                                      | 101        | 30             | 26         | 133          | 127        |
| [141] Badas              | -  | -          | 15             | 16         | 15           | 16         |
| [150] Kunjang            | -  | -          | -              | -          | -            | -          |
| [160] Plemahan           | 44                                       | 39         | 12             | 10         | 56           | 49         |
| [170] Purwoasri          | 40                                       | 39         | -              | -          | 40           | 39         |
| [180] Papar              | 50                                       | 47         | -              | -          | 50           | 47         |
| [190] Pagu               | -  | -          | -              | -          | -            | -          |
| [191] Kayenkidul         | -  | -          | -              | -          | -            | -          |
| [200] Gampengrejo        | -  | -          | -              | -          | -            | -          |
| [201] Ngasem             | -  | -          | -              | -          | -            | -          |
| [210] Banyakan           | -  | -          | -              | -          | -            | -          |
| [220] Grogol             | 58                                       | 53         | -              | -          | 58           | 53         |
| [230] Tarokan            | -  | -          | 10             | 9          | 10           | 9          |
| <b>Kabupaten Kediri</b>  | <b>648</b>                               | <b>632</b> | <b>136</b>     | <b>135</b> | <b>784</b>   | <b>767</b> |

Lanjutan Tabel/Continued Table 4.1.7

| Kecamatan<br>Subdistrict | Murid/Pupils  |               |                |              |               |               |
|--------------------------|---------------|---------------|----------------|--------------|---------------|---------------|
|                          | Negeri/Public |               | Swasta/Private |              | Jumlah/Total  |               |
|                          | 2018/2019     | 2019/2020     | 2018/2019      | 2019/2020    | 2018/2019     | 2019/2020     |
| (1)                      | (14)          | (15)          | (16)           | (17)         | (18)          | (19)          |
| [010] Mojo               | 930           | 981           | 674            | 737          | 1 604         | 1 718         |
| [020] Semen              | -             | -             | 78             | 171          | 78            | 171           |
| [030] Ngadiluwih         | 650           | 729           | -              | -            | 650           | 729           |
| [040] Kras               | -             | -             | 24             | 19           | 24            | 19            |
| [050] Ringinrejo         | -             | -             | -              | -            | -             | -             |
| [060] Kandat             | 978           | 989           | -              | -            | 978           | 989           |
| [070] Wates              | 981           | 1 058         | 69             | 77           | 1 050         | 1 135         |
| [080] Ngancar            | -             | -             | -              | -            | -             | -             |
| [090] Plosoklaten        | 779           | 859           | -              | -            | 779           | 859           |
| [100] Gurah              | 787           | 816           | 38             | 49           | 825           | 865           |
| [110] Puncu              | 678           | 694           | 41             | 52           | 719           | 746           |
| [120] Kepung             | -             | -             | 344            | 276          | 344           | 276           |
| [130] Kandangan          | 955           | 1 053         | -              | -            | 955           | 1 053         |
| [140] Pare               | 2 140         | 2 148         | 323            | 310          | 2 463         | 2 458         |
| [141] Badas              | -             | -             | 43             | 41           | 43            | 41            |
| [150] Kunjang            | -             | -             | -              | -            | -             | -             |
| [160] Plemahan           | 854           | 929           | 120            | 98           | 974           | 1 027         |
| [170] Purwoasri          | 771           | 833           | -              | -            | 771           | 833           |
| [180] Papar              | 936           | 941           | -              | -            | 936           | 941           |
| [190] Pagu               | -             | -             | -              | -            | -             | -             |
| [191] Kayenkidul         | -             | -             | -              | -            | -             | -             |
| [200] Gampengrejo        | -             | -             | -              | -            | -             | -             |
| [201] Ngasem             | -             | -             | -              | -            | -             | -             |
| [210] Banyakan           | -             | -             | -              | -            | -             | -             |
| [220] Grogol             | 1 045         | 1 089         | -              | -            | 1 045         | 1 089         |
| [230] Tarokan            | -             | -             | 84             | 113          | 84            | 113           |
| <b>Kabupaten Kediri</b>  | <b>12 484</b> | <b>13 119</b> | <b>1 838</b>   | <b>1 943</b> | <b>14 322</b> | <b>15 062</b> |

Catatan/Note: <sup>1</sup> Jumlah guru termasuk kepala sekolah dan guru/The total of teachers including headmaster and teacher

Sumber/Source: Kementerian Pendidikan dan Kebudayaan, Data Semester Ganjil/Ministry of Educations and Culture, Odd Semester Data



**Tabel**  
**Table** 4.1.8

**Jumlah Sekolah, Guru, dan Murid Sekolah Menengah Kejuruan (SMK) di Bawah Kementerian Pendidikan dan Kebudayaan Menurut Kecamatan di Kabupaten Kediri, 2018/2019 dan 2019/2020**  
**Number of Schools, Teachers, and Pupils in Vocational High Schools Under The Ministry of Education and Culture by Subdistrict in Kediri Regency, 2018/2019 dan 2019/2020**

| Kecamatan<br>Subdistrict | Sekolah/Schools |           |                |           |              |           |
|--------------------------|-----------------|-----------|----------------|-----------|--------------|-----------|
|                          | Negeri/Public   |           | Swasta/Private |           | Jumlah/Total |           |
|                          | 2018/2019       | 2019/2020 | 2018/2019      | 2019/2020 | 2018/2019    | 2019/2020 |
| (1)                      | (2)             | (3)       | (4)            | (5)       | (6)          | (7)       |
| [010] Mojo               | -               | -         | 1              | 1         | 1            | 1         |
| [020] Semen              | 1               | 1         | 1              | 1         | 2            | 2         |
| [030] Ngadiluwih         | -               | -         | 2              | 2         | 2            | 2         |
| [040] Kras               | 1               | 1         | 3              | 3         | 4            | 4         |
| [050] Ringinrejo         | -               | -         | -              | -         | -            | -         |
| [060] Kandat             | -               | -         | 1              | 1         | 1            | 1         |
| [070] Wates              | -               | -         | 2              | 2         | 2            | 2         |
| [080] Ngancar            | -               | -         | 1              | 1         | 1            | 1         |
| [090] Plosoklaten        | 1               | 1         | 2              | 2         | 3            | 3         |
| [100] Gurah              | -               | -         | 2              | 2         | 2            | 2         |
| [110] Puncu              | -               | -         | -              | -         | -            | -         |
| [120] Kepung             | -               | -         | 4              | 4         | 4            | 4         |
| [130] Kandangan          | -               | -         | 1              | 1         | 1            | 1         |
| [140] Pare               | -               | -         | 11             | 11        | 11           | 11        |
| [141] Badas              | -               | -         | 3              | 3         | 3            | 3         |
| [150] Kunjang            | -               | -         | 2              | 2         | 2            | 2         |
| [160] Plemahan           | -               | -         | 1              | 1         | 1            | 1         |
| [170] Purwoasri          | 1               | 1         | -              | -         | 1            | 1         |
| [180] Papar              | -               | -         | 2              | 2         | 2            | 2         |
| [190] Pagu               | -               | -         | 1              | 1         | 1            | 1         |
| [191] Kayenkidul         | -               | -         | -              | -         | -            | -         |
| [200] Gampengrejo        | -               | -         | -              | -         | -            | -         |
| [201] Ngasem             | 1               | 1         | 1              | 1         | 2            | 2         |
| [210] Banyakan           | -               | -         | -              | -         | -            | -         |
| [220] Grogol             | 1               | 1         | 2              | 2         | 3            | 3         |
| [230] Tarokan            | -               | -         | 2              | 2         | 2            | 2         |
| <b>Kabupaten Kediri</b>  | <b>6</b>        | <b>6</b>  | <b>45</b>      | <b>45</b> | <b>51</b>    | <b>51</b> |

Lanjutan Tabel/Continued Table 4.1.8

| Kecamatan<br>Subdistrict | Guru <sup>1</sup> /Teachers <sup>1</sup> |            |                |            |              |              |
|--------------------------|--|------------|----------------|------------|--------------|--------------|
|                          | Negeri/Public                            |            | Swasta/Private |            | Jumlah/Total |              |
|                          | 2018/2019                                | 2019/2020  | 2018/2019      | 2019/2020  | 2018/2019    | 2019/2020    |
| (1)                      | (8)                                      | (9)        | (10)           | (11)       | (12)         | (13)         |
| [010] Mojo               | -  | -          | 22             | 24         | 22           | 24           |
| [020] Semen              | 29                                       | 33         | 8              | 6          | 37           | 39           |
| [030] Ngadiluwih         | -  | -          | 15             | 20         | 15           | 20           |
| [040] Kras               | 37                                       | 39         | 38             | 38         | 75           | 77           |
| [050] Ringinrejo         | -  | -          | -              | -          | -            | -            |
| [060] Kandat             | -  | -          | 7              | 8          | 7            | 8            |
| [070] Wates              | -  | -          | 53             | 53         | 53           | 53           |
| [080] Ngancar            | -  | -          | 2              | 2          | 2            | 2            |
| [090] Plosoklaten        | 47                                       | 52         | 17             | 15         | 64           | 67           |
| [100] Gurah              | -  | -          | 32             | 35         | 32           | 35           |
| [110] Puncu              | -  | -          | -              | -          | -            | -            |
| [120] Kepung             | -  | -          | 30             | 38         | 30           | 38           |
| [130] Kandangan          | -  | -          | 20             | 23         | 20           | 23           |
| [140] Pare               | -  | -          | 265            | 260        | 265          | 260          |
| [141] Badas              | -  | -          | 22             | 25         | 22           | 25           |
| [150] Kunjang            | -  | -          | 21             | 24         | 21           | 24           |
| [160] Plemahan           | -  | -          | 9              | 8          | 9            | 8            |
| [170] Purwoasri          | 36                                       | 36         | -              | -          | 36           | 36           |
| [180] Papar              | -  | -          | 44             | 49         | 44           | 49           |
| [190] Pagu               | -  | -          | 3              | 4          | 3            | 4            |
| [191] Kayenkidul         | -  | -          | -              | -          | -            | -            |
| [200] Gampengrejo        | -  | -          | -              | -          | -            | -            |
| [201] Ngasem             | 69                                       | 70         | 32             | 33         | 101          | 103          |
| [210] Banyakan           | -  | -          | -              | -          | -            | -            |
| [220] Grogol             | 55                                       | 54         | 21             | 19         | 76           | 73           |
| [230] Tarokan            | -  | -          | 36             | 34         | 36           | 34           |
| <b>Kabupaten Kediri</b>  | <b>273</b>                               | <b>284</b> | <b>697</b>     | <b>718</b> | <b>970</b>   | <b>1 002</b> |

Lanjutan Tabel/*Continued Table 4.1.8*

| Kecamatan<br>Subdistrict | Murid/Pupils  |              |                |               |               |               |
|--------------------------|---------------|--------------|----------------|---------------|---------------|---------------|
|                          | Negeri/Public |              | Swasta/Private |               | Jumlah/Total  |               |
|                          | 2018/2019     | 2019/2020    | 2018/2019      | 2019/2020     | 2018/2019     | 2019/2020     |
| (1)                      | (14)          | (15)         | (16)           | (17)          | (18)          | (19)          |
| [010] Mojo               | -             | -            | 471            | 577           | 471           | 577           |
| [020] Semen              | 559           | 674          | 77             | 56            | 636           | 730           |
| [030] Ngadiluwih         | -             | -            | 170            | 171           | 170           | 171           |
| [040] Kras               | 871           | 969          | 881            | 1 017         | 1 752         | 1 986         |
| [050] Ringinrejo         | -             | -            | -              | -             | -             | -             |
| [060] Kandat             | -             | -            | 13             | 31            | 13            | 31            |
| [070] Wates              | -             | -            | 1 570          | 1 820         | 1 570         | 1 820         |
| [080] Ngancar            | -             | -            | 63             | 59            | 63            | 59            |
| [090] Plosoklaten        | 1 470         | 1 480        | 177            | 175           | 1 647         | 1 655         |
| [100] Gurah              | -             | -            | 771            | 856           | 771           | 856           |
| [110] Puncu              | -             | -            | -              | -             | -             | -             |
| [120] Kepung             | -             | -            | 716            | 830           | 716           | 830           |
| [130] Kandangan          | -             | -            | 564            | 564           | 564           | 564           |
| [140] Pare               | -             | -            | 6 067          | 6 961         | 6 067         | 6 961         |
| [141] Badas              | -             | -            | 95             | 115           | 95            | 115           |
| [150] Kunjang            | -             | -            | 437            | 514           | 437           | 514           |
| [160] Plemahan           | -             | -            | 261            | 310           | 261           | 310           |
| [170] Purwoasri          | 740           | 825          | -              | -             | 740           | 825           |
| [180] Papar              | -             | -            | 875            | 997           | 875           | 997           |
| [190] Pagu               | -             | -            | 3              | 4             | 3             | 4             |
| [191] Kayenkidul         | -             | -            | -              | -             | -             | -             |
| [200] Gampengrejo        | -             | -            | -              | -             | -             | -             |
| [201] Ngasem             | 1 876         | 1 789        | 901            | 966           | 2 777         | 2 755         |
| [210] Banyakan           | -             | -            | -              | -             | -             | -             |
| [220] Grogol             | 913           | 1 000        | 324            | 357           | 1 237         | 1 357         |
| [230] Tarokan            | -             | -            | 431            | 517           | 431           | 517           |
| <b>Kabupaten Kediri</b>  | <b>6 429</b>  | <b>6 737</b> | <b>14 867</b>  | <b>16 897</b> | <b>21 296</b> | <b>23 634</b> |

Catatan/Note: <sup>1</sup> Jumlah guru termasuk kepala sekolah dan guru/*The total of teachers including headmaster and teacher*

Sumber/Source: Kementerian Pendidikan dan Kebudayaan, Data Semester Ganjil/*Ministry of Educations and Culture, Odd Semester Data*

**Tabel**  
**Table** 4.1.9

**Jumlah Sekolah, Guru, dan Murid Madrasah Aliyah (MA)  
di Bawah Kementerian Agama Menurut Kecamatan di  
Kabupaten Kediri, 2018/2019 dan 2019/2020**  
*Number of Schools, Teachers, and Pupils in Madrasah Aliyah  
(MA) Under the Ministry of Religious Affairs by Subdistrict in  
Kediri Regency, 2018/2019 dan 2019/2020*

| Kecamatan<br>Subdistrict | Sekolah/Schools |           |                |           |              |           |
|--------------------------|-----------------|-----------|----------------|-----------|--------------|-----------|
|                          | Negeri/Public   |           | Swasta/Private |           | Jumlah/Total |           |
|                          | 2018/2019       | 2019/2020 | 2018/2019      | 2019/2020 | 2018/2019    | 2019/2020 |
| (1)                      | (2)             | (3)       | (4)            | (5)       | (6)          | (7)       |
| [010] Mojo               | -               | -         | 3              | 2         | 3            | 2         |
| [020] Semen              | -               | -         | -              | 1         | -            | 1         |
| [030] Ngadiluwih         | -               | -         | 3              | 4         | 3            | 4         |
| [040] Kras               | -               | -         | 1              | 1         | 1            | 1         |
| [050] Ringinrejo         | -               | -         | 1              | 1         | 1            | 1         |
| [060] Kandat             | 1               | 1         | 2              | 2         | 3            | 3         |
| [070] Wates              | -               | -         | 1              | 3         | 1            | 3         |
| [080] Ngancar            | -               | -         | -              | -         | -            | -         |
| [090] Plosoklaten        | -               | -         | 2              | 2         | 2            | 2         |
| [100] Gurah              | -               | -         | 2              | 3         | 2            | 3         |
| [110] Puncu              | -               | -         | -              | -         | -            | -         |
| [120] Kepung             | -               | -         | 3              | 3         | 3            | 3         |
| [130] Kandangan          | 1               | 1         | -              | -         | 1            | 1         |
| [140] Pare               | -               | -         | 8              | 8         | 8            | 8         |
| [141] Badas              | 1               | 1         | 2              | 2         | 3            | 3         |
| [150] Kunjang            | -               | -         | 1              | 1         | 1            | 1         |
| [160] Plemahan           | -               | -         | 1              | 1         | 1            | 1         |
| [170] Purwoasri          | 1               | 1         | 1              | 1         | 2            | 2         |
| [180] Papar              | -               | -         | 1              | 1         | 1            | 1         |
| [190] Pagu               | -               | -         | 1              | 1         | 1            | 1         |
| [191] Kayenkidul         | -               | -         | 1              | 1         | 1            | 1         |
| [200] Gampengrejo        | -               | -         | -              | -         | -            | -         |
| [201] Ngasem             | -               | -         | 1              | 1         | 1            | 1         |
| [210] Banyakan           | -               | -         | -              | -         | -            | -         |
| [220] Grogol             | -               | -         | -              | -         | -            | -         |
| [230] Tarokan            | 1               | 1         | -              | -         | 1            | 1         |
| <b>Kabupaten Kediri</b>  | <b>5</b>        | <b>5</b>  | <b>35</b>      | <b>39</b> | <b>40</b>    | <b>44</b> |

Lanjutan Tabel/*Continued Table* 4.1.9

| Kecamatan<br>Subdistrict | Guru /Teachers |            |                |            |              |            |
|--------------------------|----------------|------------|----------------|------------|--------------|------------|
|                          | Negeri/Public  |            | Swasta/Private |            | Jumlah/Total |            |
|                          | 2018/2019      | 2019/2020  | 2018/2019      | 2019/2020  | 2018/2019    | 2019/2020  |
| (1)                      | (8)            | (9)        | (10)           | (11)       | (12)         | (13)       |
| [010] Mojo               | -              | -          | 53             | 40         | 53           | 40         |
| [020] Semen              | -              | -          | -              | 9          | -            | 9          |
| [030] Ngadiluwih         | -              | -          | 38             | 50         | 38           | 50         |
| [040] Kras               | -              | -          | 8              | 10         | 8            | 10         |
| [050] Ringinrejo         | -              | -          | 19             | 8          | 19           | 8          |
| [060] Kandat             | 35             | 30         | 24             | 26         | 59           | 56         |
| [070] Wates              | -              | -          | 4              | 21         | 4            | 21         |
| [080] Ngancar            | -              | -          | -              | -          | -            | -          |
| [090] Plosoklaten        | -              | -          | 22             | 13         | 22           | 13         |
| [100] Gurah              | -              | -          | 27             | 24         | 27           | 24         |
| [110] Puncu              | -              | -          | -              | -          | -            | -          |
| [120] Kepung             | -              | -          | 43             | 47         | 43           | 47         |
| [130] Kandangan          | 44             | 55         | -              | -          | 44           | 55         |
| [140] Pare               | -              | -          | 95             | 98         | 95           | 98         |
| [141] Badas              | 41             | 67         | 20             | 20         | 61           | 87         |
| [150] Kunjang            | -              | -          | 9              | 9          | 9            | 9          |
| [160] Plemahan           | -              | -          | 10             | 20         | 10           | 20         |
| [170] Purwoasri          | 63             | 66         | 50             | 48         | 113          | 114        |
| [180] Papar              | -              | -          | 12             | 12         | 12           | 12         |
| [190] Pagu               | -              | -          | 14             | 13         | 14           | 13         |
| [191] Kayenkidul         | -              | -          | 6              | 4          | 6            | 4          |
| [200] Gampengrejo        | -              | -          | -              | -          | -            | -          |
| [201] Ngasem             | -              | -          | 11             | 18         | 11           | 18         |
| [210] Banyakan           | -              | -          | -              | -          | -            | -          |
| [220] Grogol             | -              | -          | -              | -          | -            | -          |
| [230] Tarokan            | 34             | 38         | -              | -          | 34           | 38         |
| <b>Kabupaten Kediri</b>  | <b>217</b>     | <b>256</b> | <b>465</b>     | <b>490</b> | <b>682</b>   | <b>746</b> |

Lanjutan Tabel/Continued Table 4.1.9

| Kecamatan<br>Subdistrict | Murid/Pupils  |              |                |              |               |               |
|--------------------------|---------------|--------------|----------------|--------------|---------------|---------------|
|                          | Negeri/Public |              | Swasta/Private |              | Jumlah/Total  |               |
|                          | 2018/2019     | 2019/2020    | 2018/2019      | 2019/2020    | 2018/2019     | 2019/2020     |
| (1)                      | (14)          | (15)         | (16)           | (17)         | (18)          | (19)          |
| [010] Mojo               | -             | -            | 1 204          | 1 171        | 1 204         | 1 171         |
| [020] Semen              | -             | -            | -              | 106          | -             | 106           |
| [030] Ngadiluwih         | -             | -            | 305            | 270          | 305           | 270           |
| [040] Kras               | -             | -            | 50             | 54           | 50            | 54            |
| [050] Ringinrejo         | -             | -            | 135            | 49           | 135           | 49            |
| [060] Kandat             | 717           | 712          | 246            | 248          | 963           | 960           |
| [070] Wates              | -             | -            | 102            | 160          | 102           | 160           |
| [080] Ngancar            | -             | -            | -              | -            | -             | -             |
| [090] Plosoklaten        | -             | -            | 145            | 106          | 145           | 106           |
| [100] Gurah              | -             | -            | 312            | 339          | 312           | 339           |
| [110] Puncu              | -             | -            | -              | -            | -             | -             |
| [120] Kepung             | -             | -            | 884            | 934          | 884           | 934           |
| [130] Kandangan          | 1 259         | 1 262        | -              | -            | 1 259         | 1 262         |
| [140] Pare               | -             | -            | 1 026          | 1 163        | 1 026         | 1 163         |
| [141] Badas              | 1 250         | 1 158        | 170            | 173          | 1 420         | 1 331         |
| [150] Kunjang            | -             | -            | 48             | 53           | 48            | 53            |
| [160] Plemahan           | -             | -            | 47             | 50           | 47            | 50            |
| [170] Purwoasri          | 1 065         | 1 071        | 805            | 859          | 1 870         | 1 930         |
| [180] Papar              | -             | -            | 78             | 73           | 78            | 73            |
| [190] Pagu               | -             | -            | 256            | 229          | 256           | 229           |
| [191] Kayenkidul         | -             | -            | 17             | 15           | 17            | 15            |
| [200] Gampengrejo        | -             | -            | -              | -            | -             | -             |
| [201] Ngasem             | -             | -            | 166            | 99           | 166           | 99            |
| [210] Banyakan           | -             | -            | -              | -            | -             | -             |
| [220] Grogol             | -             | -            | -              | -            | -             | -             |
| [230] Tarokan            | 727           | 766          | -              | -            | 727           | 766           |
| <b>Kabupaten Kediri</b>  | <b>5 018</b>  | <b>4 969</b> | <b>5 996</b>   | <b>6 151</b> | <b>11 014</b> | <b>11 120</b> |

Catatan/Note: ...

Sumber/Source: 2018/2019 - Kementerian Agama, EMIS, data semester genap laporan sampai dengan 30 Juni 2019/ Ministry of Religious Affairs, EMIS, even semester report data up to 30th June 2019

2019/2020 - Kementerian Agama, EMIS, data semester ganjillaporan sampai dengan 15 Maret 2020/ Ministry of Religious Affairs, EMIS, odd semester report data up to March 15th, 2020

**Tabel**  
**Table** 4.1.10

**Jumlah Desa<sup>1</sup>/Kelurahan di Kabupaten Kediri yang Memiliki Fasilitas Sekolah Menurut Kecamatan dan Tingkat Pendidikan, 2014– 2019**  
**Number of Villages<sup>1</sup> in Kediri Regency Having Educational Facilities by Subdistrict and Educational Level, 2014– 2019**

| Kecamatan<br>Subdistrict | SD<br>Primary School |            |            |
|--------------------------|----------------------|------------|------------|
|                          | 2014                 | 2018       | 2019       |
| (1)                      | (2)                  | (3)        | (4)        |
| [010] Mojo               | 20                   | 20         | 20         |
| [020] Semen              | 12                   | 12         | 12         |
| [030] Ngadiluwih         | 16                   | 16         | 16         |
| [040] Kras               | 16                   | 16         | 16         |
| [050] Ringinrejo         | 11                   | 11         | 11         |
| [060] Kandat             | 12                   | 12         | 12         |
| [070] Wates              | 18                   | 18         | 18         |
| [080] Ngancar            | 10                   | 10         | 10         |
| [090] Plosoklaten        | 14                   | 14         | 14         |
| [100] Gurah              | 21                   | 21         | 21         |
| [110] Puncu              | 8                    | 8          | 8          |
| [120] Kepung             | 10                   | 10         | 10         |
| [130] Kandangan          | 12                   | 12         | 12         |
| [140] Pare               | 10                   | 10         | 10         |
| [141] Badas              | 8                    | 8          | 8          |
| [150] Kunjang            | 12                   | 12         | 12         |
| [160] Plemahan           | 17                   | 17         | 17         |
| [170] Purwoasri          | 23                   | 23         | 23         |
| [180] Papar              | 17                   | 17         | 17         |
| [190] Pagu               | 13                   | 13         | 13         |
| [191] Kayenkidul         | 12                   | 12         | 12         |
| [200] Gampengrejo        | 11                   | 11         | 11         |
| [201] Ngasem             | 12                   | 12         | 12         |
| [210] Banyakan           | 9                    | 9          | 9          |
| [220] Grogol             | 9                    | 9          | 9          |
| [230] Tarokan            | 10                   | 10         | 10         |
| <b>Kabupaten Kediri</b>  | <b>343</b>           | <b>343</b> | <b>343</b> |

Lanjutan Tabel/*Continued Table* 4.1.10

| Kecamatan<br>Subdistrict | SMP<br>Junior High School |            |            |
|--------------------------|---------------------------|------------|------------|
|                          | 2014                      | 2018       | 2019       |
| (1)                      | (5)                       | (6)        | (7)        |
| [010] Mojo               | 6                         | 7          | 7          |
| [020] Semen              | 4                         | 5          | 5          |
| [030] Ngadiluwih         | 8                         | 8          | 8          |
| [040] Kras               | 7                         | 7          | 8          |
| [050] Ringinrejo         | 3                         | 3          | 3          |
| [060] Kandat             | 5                         | 5          | 5          |
| [070] Wates              | 8                         | 7          | 8          |
| [080] Ngancar            | 2                         | 2          | 2          |
| [090] Plosoklaten        | 7                         | 6          | 5          |
| [100] Gurah              | 6                         | 7          | 9          |
| [110] Puncu              | 4                         | 4          | 4          |
| [120] Kepung             | 8                         | 8          | 8          |
| [130] Kandangan          | 5                         | 5          | 5          |
| [140] Pare               | 8                         | 8          | 8          |
| [141] Badas              | 7                         | 7          | 7          |
| [150] Kunjang            | 5                         | 5          | 5          |
| [160] Plemahan           | 5                         | 6          | 7          |
| [170] Purwoasri          | 4                         | 4          | 5          |
| [180] Papar              | 3                         | 3          | 3          |
| [190] Pagu               | 2                         | 3          | 3          |
| [191] Kayenkidul         | 2                         | 4          | 5          |
| [200] Gampengrejo        | 2                         | 1          | 1          |
| [201] Ngasem             | 4                         | 5          | 5          |
| [210] Banyakan           | 3                         | 4          | 4          |
| [220] Grogol             | 3                         | 3          | 5          |
| [230] Tarokan            | 3                         | 3          | 4          |
| <b>Kabupaten Kediri</b>  | <b>124</b>                | <b>130</b> | <b>139</b> |



Lanjutan Tabel/*Continued Table* 4.1.10

| Kecamatan<br>Subdistrict | SMA<br>Senior High School |           |           |
|--------------------------|---------------------------|-----------|-----------|
|                          | 2014                      | 2018      | 2019      |
| (1)                      | (8)                       | (9)       | (10)      |
| [010] Mojo               | 5                         | 5         | 5         |
| [020] Semen              | -                         | -         | 1         |
| [030] Ngadiluwih         | 4                         | 4         | 5         |
| [040] Kras               | 2                         | 3         | 1         |
| [050] Ringinrejo         | 1                         | 1         | 1         |
| [060] Kandat             | 4                         | 4         | 3         |
| [070] Wates              | 3                         | 2         | 5         |
| [080] Ngancar            | -                         | -         | -         |
| [090] Plosoklaten        | 2                         | 3         | 3         |
| [100] Gurah              | 2                         | 3         | 3         |
| [110] Puncu              | 1                         | 1         | 1         |
| [120] Kepung             | 4                         | 5         | 4         |
| [130] Kandangan          | 2                         | 2         | 2         |
| [140] Pare               | 6                         | 6         | 7         |
| [141] Badas              | 3                         | 3         | 3         |
| [150] Kunjang            | 1                         | 1         | 1         |
| [160] Plemahan           | 3                         | 3         | 4         |
| [170] Purwoasri          | 2                         | 2         | 2         |
| [180] Papar              | 2                         | 2         | 1         |
| [190] Pagu               | 1                         | 1         | 1         |
| [191] Kayenkidul         | -                         | -         | 1         |
| [200] Gampengrejo        | 1                         | -         | -         |
| [201] Ngasem             | -                         | 1         | 2         |
| [210] Banyakan           | -                         | -         | -         |
| [220] Grogol             | 1                         | 1         | 2         |
| [230] Tarokan            | 1                         | 1         | 2         |
| <b>Kabupaten Kediri</b>  | <b>51</b>                 | <b>54</b> | <b>60</b> |

Lanjutan Tabel/*Continued Table 4.1.10*

| Kecamatan<br>Subdistrict | SMK<br>Vocational School |           |           |
|--------------------------|--------------------------|-----------|-----------|
|                          | 2014                     | 2018      | 2019      |
| (1)                      | (11)                     | (12)      | (13)      |
| [010] Mojo               | 1                        | 1         | 1         |
| [020] Semen              | 1                        | 1         | 1         |
| [030] Ngadiluwih         | 2                        | 2         | 2         |
| [040] Kras               | 2                        | 3         | 3         |
| [050] Ringinrejo         | -                        | -         | -         |
| [060] Kandat             | 2                        | 1         | 1         |
| [070] Wates              | 2                        | 2         | 2         |
| [080] Ngancar            | -                        | -         | 1         |
| [090] Plosoklaten        | 3                        | 3         | 3         |
| [100] Gurah              | 2                        | 2         | 2         |
| [110] Puncu              | -                        | -         | -         |
| [120] Kepung             | 2                        | 2         | 2         |
| [130] Kandangan          | 1                        | 1         | 1         |
| [140] Pare               | 4                        | 6         | 6         |
| [141] Badas              | 1                        | 3         | 3         |
| [150] Kunjang            | 2                        | 2         | 2         |
| [160] Plemahan           | 1                        | 1         | 1         |
| [170] Purwoasri          | -                        | 1         | 1         |
| [180] Papar              | 2                        | 2         | 2         |
| [190] Pagu               | -                        | 1         | 1         |
| [191] Kayenkidul         | -                        | -         | -         |
| [200] Gampengrejo        | -                        | -         | -         |
| [201] Ngasem             | 2                        | 2         | 2         |
| [210] Banyakan           | -                        | -         | -         |
| [220] Grogol             | 2                        | 3         | 2         |
| [230] Tarokan            | 1                        | 1         | 1         |
| <b>Kabupaten Kediri</b>  | <b>33</b>                | <b>40</b> | <b>40</b> |

Lanjutan Tabel/*Continued Table* 4.1.10

| Kecamatan<br><i>Subdistrict</i> | Perguruan Tinggi<br><i>University</i> |          |          |
|---------------------------------|---------------------------------------|----------|----------|
|                                 | 2014                                  | 2018     | 2019     |
| (1)                             | (14)                                  | (15)     | (16)     |
| [010] Mojo                      | -                                     | -        | -        |
| [020] Semen                     | -                                     | -        | -        |
| [030] Ngadiluwih                | -                                     | -        | -        |
| [040] Kras                      | -                                     | -        | -        |
| [050] Ringinrejo                | 1                                     | -        | -        |
| [060] Kandat                    | -                                     | -        | -        |
| [070] Wates                     | -                                     | -        | -        |
| [080] Ngancar                   | -                                     | -        | -        |
| [090] Plosoklaten               | -                                     | -        | -        |
| [100] Gurah                     | -                                     | -        | -        |
| [110] Puncu                     | -                                     | -        | -        |
| [120] Kepung                    | -                                     | 1        | 1        |
| [130] Kandangan                 | -                                     | -        | -        |
| [140] Pare                      | 5                                     | 4        | 4        |
| [141] Badas                     | -                                     | -        | -        |
| [150] Kunjang                   | 1                                     | -        | -        |
| [160] Plemah                    | -                                     | -        | -        |
| [170] Purwoasri                 | 1                                     | 1        | 1        |
| [180] Papar                     | -                                     | -        | -        |
| [190] Pagu                      | -                                     | -        | -        |
| [191] Kayenkidul                | -                                     | -        | -        |
| [200] Gampengrejo               | -                                     | -        | -        |
| [201] Ngasem                    | 1                                     | 1        | 1        |
| [210] Banyakan                  | -                                     | -        | 1        |
| [220] Grogol                    | -                                     | -        | -        |
| [230] Tarokan                   | -                                     | -        | -        |
| <b>Kabupaten Kediri</b>         | <b>9</b>                              | <b>7</b> | <b>8</b> |

Catatan/*Note*: <sup>1</sup> Desa pada tabel ini termasuk Unit Permukiman Transmigrasi (UPT) yang masih dibina oleh kementerian terkait dan nagari di Provinsi Sumatera Barat/*Villages in this table include Transmigration Settlement Unit which is still fostered by the relevant ministries and the nagari in the Province of Sumatera Barat*

Sumber/*Source*: BPS, Pendataan Potensi Desa (Podes)/ *BPS—Statistics Indonesia, Village Potential Data Collection*

**Tabel**  
**Table** 4.1.11

**Angka Partisipasi Murni (APM) dan Angka Partisipasi Kasar (APK) Menurut Jenjang Pendidikan di Kabupaten Kediri (persen), 2018 dan 2019**  
**Net Participation Rates and Gross Participation Rates by Educational Level in Kediri Regency (percent), 2018 and 2019**

| Jenjang Pendidikan<br>Educational Level | Angka Partisipasi Murni (APM)<br>Net Participation Rates |       | Angka Partisipasi Kasar (APK)<br>Gross Participation Rates |        |
|---|--|-------|--|--------|
|   | 2018   | 2019  | 2018   | 2019   |
| (1)                                     | (2)  | (3)   | (4)  | (5)    |
| SD/MI<br>Elementary School              | 98,07  | 98,21 | 108,84   | 103,50 |
| SMP/MTs<br>Junior High School           | 83,10  | 85,94 | 95,46  | 97,12  |
| SMA/SMK/MA<br>Senior High School        | 64,57  | 69,38 | 78,26  | 82,65  |

Catatan/Note: ...

Sumber/Source: BPS, Survei Sosial Ekonomi Nasional (Susenas)/BPS-Statistics Indonesia, National Socioeconomic Survey

**Tabel**  
**Table** 4.1.12

**Persentase Penduduk Berumur 15 Tahun ke Atas yang Melek Huruf Menurut Kelompok Umur di Kabupaten Kediri, 2018 dan 2019**  
*Percentage of Literate People Aged 15 Years and Over by Age Group in Kediri Regency, 2018 and 2019*

| Kelompok Umur<br>Age Group | 2018   | 2019   |
|----------------------------|--------|--------|
| (1)                        | (2)    | (3)    |
| 15–19                      | 100,00 | 100,00 |
| 20–29                      | 99,83  | 99,85  |
| 30–39                      | 99,52  | 98,72  |
| 40–49                      | 98,65  | 99,60  |
| 50–59                      | 89,03  | 95,93  |
| 60–69                      | 84,74  | 88,68  |
| 70+                        | 66,13  | 66,43  |

Catatan/Note: ...

Sumber/Source: BPS, Survei Sosial Ekonomi Nasional (Susenas)/BPS-Statistics Indonesia, National Socioeconomic Survey

## 4.2 KESEHATAN HEALTH

**Tabel** 4.2.1 **Jumlah Desa<sup>1</sup>/Kelurahan di Kabupaten Kediri Yang Memiliki Sarana Kesehatan Menurut Kecamatan, 2014–2019**  
**Table** 4.2.1 **Number of Villages<sup>1</sup> in Kediri Regency Having Health Facilities by Subdistrict, 2014–2019**

| Kecamatan<br>Subdistrict | Rumah Sakit<br>Hospital |           |           |
|--------------------------|-------------------------|-----------|-----------|
|                          | 2014                    | 2018      | 2019      |
| (1)                      | (2)                     | (3)       | (4)       |
| [010] Mojo               | -                       | -         | -         |
| [020] Semen              | -                       | -         | -         |
| [030] Ngadiluwih         | 1                       | 1         | 1         |
| [040] Kras               | -                       | -         | -         |
| [050] Ringinrejo         | -                       | -         | -         |
| [060] Kandat             | 2                       | 1         | 1         |
| [070] Wates              | -                       | -         | -         |
| [080] Ngancar            | -                       | -         | -         |
| [090] Plosoklaten        | -                       | -         | -         |
| [100] Gurah              | 2                       | 2         | 1         |
| [110] Puncu              | -                       | -         | -         |
| [120] Kepung             | -                       | -         | -         |
| [130] Kandangan          | 1                       | 1         | 1         |
| [140] Pare               | 3                       | 3         | 2         |
| [141] Badas              | -                       | -         | -         |
| [150] Kunjang            | -                       | 1         | -         |
| [160] Plemahan           | -                       | -         | -         |
| [170] Purwoasri          | -                       | -         | -         |
| [180] Papar              | -                       | -         | -         |
| [190] Pagu               | 1                       | 1         | 1         |
| [191] Kayenkidul         | 1                       | 1         | 1         |
| [200] Gampengrejo        | -                       | -         | -         |
| [201] Ngasem             | 1                       | 1         | 2         |
| [210] Banyakan           | -                       | -         | -         |
| [220] Grogol             | -                       | -         | -         |
| [230] Tarokan            | -                       | -         | -         |
| <b>Kabupaten Kediri</b>  | <b>12</b>               | <b>12</b> | <b>10</b> |

Lanjutan Tabel/*Continued Table* 4.2.1

| Kecamatan<br>Subdistrict | Rumah Sakit Bersalin<br>Maternity Hospital |          |          |
|--------------------------|--|----------|----------|
|                          | 2014                                       | 2018     | 2019     |
| (1)                      | (5)  | (6)      | (7)      |
| [010] Mojo               | 3  | 1        | -        |
| [020] Semen              | -  | -        | -        |
| [030] Ngadiluwih         | 1  | 1        | 1        |
| [040] Kras               | -  | -        | -        |
| [050] Ringinrejo         | -  | -        | -        |
| [060] Kandat             | -  | -        | -        |
| [070] Wates              | -  | -        | -        |
| [080] Ngancar            | -  | -        | -        |
| [090] Plosoklaten        | -  | -        | -        |
| [100] Gurah              | 1  | -        | -        |
| [110] Puncu              | -  | -        | -        |
| [120] Kepung             | -  | -        | -        |
| [130] Kandangan          | -  | 1        | -        |
| [140] Pare               | 2  | 2        | 2        |
| [141] Badas              | -  | -        | -        |
| [150] Kunjang            | -  | -        | -        |
| [160] Plemahan           | -  | -        | -        |
| [170] Purwoasri          | -  | -        | -        |
| [180] Papar              | -  | -        | -        |
| [190] Pagu               | 1  | -        | 1        |
| [191] Kayenkidul         | 1  | -        | -        |
| [200] Gampengrejo        | -  | -        | -        |
| [201] Ngasem             | 1  | 1        | 1        |
| [210] Banyakan           | -  | -        | -        |
| [220] Grogol             | 2  | -        | -        |
| [230] Tarokan            | -  | -        | -        |
| <b>Kabupaten Kediri</b>  | <b>12</b>                                  | <b>6</b> | <b>5</b> |

Lanjutan Tabel/*Continued Table 4.2.1*

| Kecamatan<br>Subdistrict | Poliklinik<br>Polyclinic |           |           |
|--------------------------|--------------------------|-----------|-----------|
|                          | 2014                     | 2018      | 2019      |
| (1)                      | (8)                      | (9)       | (10)      |
| [010] Mojo               | 3                        | 2         | 3         |
| [020] Semen              | 2                        | -         | -         |
| [030] Ngadiluwih         | 1                        | 2         | 2         |
| [040] Kras               | 3                        | 2         | 2         |
| [050] Ringinrejo         | 2                        | 3         | 2         |
| [060] Kandat             | 1                        | 2         | 2         |
| [070] Wates              | 5                        | 4         | 3         |
| [080] Ngancar            | 2                        | 1         | 1         |
| [090] Plosoklaten        | 2                        | 1         | 3         |
| [100] Gurah              | 1                        | 1         | 3         |
| [110] Puncu              | -                        | -         | -         |
| [120] Kepung             | 4                        | 4         | 4         |
| [130] Kandangan          | 1                        | 2         | 1         |
| [140] Pare               | 4                        | 6         | 4         |
| [141] Badas              | -                        | 1         | 1         |
| [150] Kunjang            | 3                        | 1         | 2         |
| [160] Plemahan           | -                        | 2         | 2         |
| [170] Purwoasri          | 1                        | -         | -         |
| [180] Papar              | 1                        | 1         | 1         |
| [190] Pagu               | 2                        | 1         | 1         |
| [191] Kayenkidul         | 2                        | 1         | 1         |
| [200] Gampengrejo        | -                        | 1         | -         |
| [201] Ngasem             | 1                        | 2         | -         |
| [210] Banyakan           | -                        | -         | -         |
| [220] Grogol             | 1                        | 5         | 4         |
| [230] Tarokan            | 1                        | 1         | 1         |
| <b>Kabupaten Kediri</b>  | <b>43</b>                | <b>46</b> | <b>43</b> |



Lanjutan Tabel/*Continued Table* 4.2.1

| Kecamatan<br>Subdistrict | Puskesmas<br>Public Health Center |           |           |
|--------------------------|-----------------------------------|-----------|-----------|
|                          | 2014                              | 2018      | 2019      |
| (1)                      | (11)                              | (12)      | (13)      |
| [010] Mojo               | 2                                 | 2         | 2         |
| [020] Semen              | 1                                 | 1         | 1         |
| [030] Ngadiluwih         | 3                                 | 3         | 3         |
| [040] Kras               | 2                                 | 2         | 2         |
| [050] Ringinrejo         | 1                                 | 1         | 1         |
| [060] Kandat             | 1                                 | 1         | 1         |
| [070] Wates              | 2                                 | 2         | 2         |
| [080] Ngancar            | 1                                 | 1         | 1         |
| [090] Plosoklaten        | 2                                 | 3         | 3         |
| [100] Gurah              | 2                                 | 2         | 2         |
| [110] Puncu              | 1                                 | 1         | 1         |
| [120] Kepung             | 2                                 | 2         | 2         |
| [130] Kandangan          | 1                                 | 1         | 1         |
| [140] Pare               | 2                                 | 3         | 3         |
| [141] Badas              | 1                                 | 1         | 1         |
| [150] Kunjang            | 2                                 | 1         | 1         |
| [160] Plemahan           | 1                                 | 1         | 1         |
| [170] Purwoasri          | 2                                 | 1         | 2         |
| [180] Papar              | 1                                 | 2         | 2         |
| [190] Pagu               | 1                                 | 1         | 1         |
| [191] Kayenkidul         | 2                                 | 2         | 2         |
| [200] Gampengrejo        | 1                                 | 1         | 1         |
| [201] Ngasem             | 1                                 | 1         | 1         |
| [210] Banyakan           | 1                                 | 1         | 1         |
| [220] Grogol             | 1                                 | 1         | 1         |
| [230] Tarokan            | 1                                 | 1         | 1         |
| <b>Kabupaten Kediri</b>  | <b>38</b>                         | <b>39</b> | <b>40</b> |

Lanjutan Tabel/*Continued Table 4.2.1*

| Kecamatan<br>Subdistrict | Puskesmas Pembantu<br>Subsidiary of Public Health Center |           |           |
|--------------------------|--|-----------|-----------|
|                          | 2014   | 2018      | 2019      |
| (1)                      | (14)   | (15)      | (16)      |
| [010] Mojo               | 3  | 3         | 3         |
| [020] Semen              | 2  | 2         | 2         |
| [030] Ngadiluwih         | 5  | 4         | 5         |
| [040] Kras               | 3  | 3         | 3         |
| [050] Ringinrejo         | 2  | 2         | 2         |
| [060] Kandat             | 4  | 5         | 5         |
| [070] Wates              | 4  | 4         | 4         |
| [080] Ngancar            | 3  | 2         | 3         |
| [090] Plosoklaten        | 5  | 5         | 5         |
| [100] Gurah              | 4  | 3         | 4         |
| [110] Puncu              | 3  | 3         | 3         |
| [120] Kepung             | 4  | 4         | 4         |
| [130] Kandangan          | 4  | 4         | 4         |
| [140] Pare               | 5  | 2         | 2         |
| [141] Badas              | 2  | 2         | 2         |
| [150] Kunjang            | 3  | 3         | 4         |
| [160] Plemahan           | 7  | 4         | 4         |
| [170] Purwoasri          | 5  | 4         | 4         |
| [180] Papar              | 3  | 3         | 2         |
| [190] Pagu               | 2  | 2         | 2         |
| [191] Kayenkidul         | 3  | 3         | 3         |
| [200] Gampengrejo        | 2  | 2         | 2         |
| [201] Ngasem             | 3  | 3         | 3         |
| [210] Banyakan           | 3  | 3         | 3         |
| [220] Grogol             | 5  | 2         | 3         |
| [230] Tarokan            | 3  | 3         | 3         |
| <b>Kabupaten Kediri</b>  | <b>92</b>  | <b>80</b> | <b>84</b> |

Lanjutan Tabel/Continued Table 4.2.1

| Kecamatan<br>Subdistrict | Apotek<br>Pharmacy |           |           |
|--------------------------|--------------------|-----------|-----------|
|                          | 2014               | 2018      | 2019      |
| (1)                      | (17)               | (18)      | (19)      |
| [010] Mojo               | 3                  | 4         | 8         |
| [020] Semen              | 1                  | 2         | 2         |
| [030] Ngadiluwih         | 5                  | 7         | 7         |
| [040] Kras               | 3                  | 5         | 5         |
| [050] Ringinrejo         | 2                  | 3         | 2         |
| [060] Kandat             | 2                  | 5         | 4         |
| [070] Wates              | 3                  | 4         | 3         |
| [080] Ngancar            | 1                  | 1         | 1         |
| [090] Plosoklaten        | 3                  | 4         | 3         |
| [100] Gurah              | 5                  | 7         | 7         |
| [110] Puncu              | 2                  | 3         | 3         |
| [120] Kepung             | 2                  | 4         | 3         |
| [130] Kandangan          | 1                  | 1         | 1         |
| [140] Pare               | 4                  | 7         | 7         |
| [141] Badas              | 3                  | 5         | 4         |
| [150] Kunjang            | 1                  | 1         | 1         |
| [160] Plemahan           | 2                  | 2         | 1         |
| [170] Purwoasri          | 1                  | 2         | 2         |
| [180] Papar              | 1                  | 3         | 4         |
| [190] Pagu               | -                  | 2         | 2         |
| [191] Kayenkidul         | 1                  | 3         | 4         |
| [200] Gampengrejo        | -                  | 1         | 1         |
| [201] Ngasem             | 3                  | 5         | 6         |
| [210] Banyakan           | 2                  | 2         | -         |
| [220] Grogol             | 3                  | 4         | 4         |
| [230] Tarokan            | -                  | 2         | 3         |
| <b>Kabupaten Kediri</b>  | <b>54</b>          | <b>89</b> | <b>88</b> |

Catatan/Note: <sup>1</sup> Desa pada tabel ini termasuk Unit Permukiman Transmigrasi (UPT) yang masih dibina oleh kementerian terkait dan nagari di Provinsi Sumatera Barat/Villages in this table include Transmigration Settlement Unit which is still fostered by the relevant ministries and the nagari in the Province of Sumatera Barat

Sumber/Source: BPS, Pendataan Potensi Desa (Podes)/BPS-Statistics Indonesia, Village Potential Data Collecting

**Tabel**  
**Table** 4.2.2

**Persentase Penduduk Kabupaten Kediri yang Mempunyai Keluhan Kesehatan Selama Sebulan Terakhir Menurut Kecamatan, 2014–2019**  
**Percentage of Kediri Regency People Who Had Health Complaint During a Month Prior to The Survey by Subdistrict, 2014–2019**

| Kecamatan<br>Subdistrict | 2014         | 2015         | 2016         | 2017         | 2018         | 2019         |
|--------------------------|--------------|--------------|--------------|--------------|--------------|--------------|
| (1)                      | (2)          | (3)          | (4)          | (5)          | (6)          | (7)          |
| [010] Mojo               | ...          | ...          | ...          | ...          | ...          | ...          |
| [020] Semen              | ...          | ...          | ...          | ...          | ...          | ...          |
| [030] Ngadiluwih         | ...          | ...          | ...          | ...          | ...          | ...          |
| [040] Kras               | ...          | ...          | ...          | ...          | ...          | ...          |
| [050] Ringinrejo         | ...          | ...          | ...          | ...          | ...          | ...          |
| [060] Kandat             | ...          | ...          | ...          | ...          | ...          | ...          |
| [070] Wates              | ...          | ...          | ...          | ...          | ...          | ...          |
| [080] Ngancar            | ...          | ...          | ...          | ...          | ...          | ...          |
| [090] Plosklaten         | ...          | ...          | ...          | ...          | ...          | ...          |
| [100] Gurah              | ...          | ...          | ...          | ...          | ...          | ...          |
| [110] Puncu              | ...          | ...          | ...          | ...          | ...          | ...          |
| [120] Kepung             | ...          | ...          | ...          | ...          | ...          | ...          |
| [130] Kandangan          | ...          | ...          | ...          | ...          | ...          | ...          |
| [140] Pare               | ...          | ...          | ...          | ...          | ...          | ...          |
| [141] Badas              | ...          | ...          | ...          | ...          | ...          | ...          |
| [150] Kunjang            | ...          | ...          | ...          | ...          | ...          | ...          |
| [160] Plemahan           | ...          | ...          | ...          | ...          | ...          | ...          |
| [170] Purwoasri          | ...          | ...          | ...          | ...          | ...          | ...          |
| [180] Papar              | ...          | ...          | ...          | ...          | ...          | ...          |
| [190] Pagu               | ...          | ...          | ...          | ...          | ...          | ...          |
| [191] Kayenkidul         | ...          | ...          | ...          | ...          | ...          | ...          |
| [200] Gampengrejo        | ...          | ...          | ...          | ...          | ...          | ...          |
| [201] Ngasem             | ...          | ...          | ...          | ...          | ...          | ...          |
| [210] Banyakan           | ...          | ...          | ...          | ...          | ...          | ...          |
| [220] Grogol             | ...          | ...          | ...          | ...          | ...          | ...          |
| [230] Tarokan            | ...          | ...          | ...          | ...          | ...          | ...          |
| <b>Kabupaten Kediri</b>  | <b>30,21</b> | <b>35,96</b> | <b>43,59</b> | <b>16,01</b> | <b>15,29</b> | <b>17,41</b> |

Catatan/Note: ... Data tidak tersedia/ Data not available

Sumber/Source: BPS, Survei Sosial Ekonomi Nasional (Susenas)/BPS-Statistics Indonesia, National Socioeconomic Survey

**Tabel**  
**Table** 4.2.3**Jumlah Pasangan Usia Subur dan Akseptor KB Aktif di Kabupaten Kediri Menurut Kecamatan, 2018–2019**  
**Number of Fertile Age Pairs and Active KB Acceptors in Kediri Regency by Subdistrict, 2018–2019**

| Kecamatan<br>Subdistrict | Pasangan Usia Subur<br>Couples Age Fertile |                | Aksesor KB Aktif<br>Active KB Acceptors |                |
|--------------------------|--|----------------|---|----------------|
|                          | 2018                                       | 2019           | 2018                                    | 2019           |
| (1)                      | (2)  | (3)            | (4)                                     | (5)            |
| [010] Mojo               | ...  | 14 260         | 9 694                                   | 9 896          |
| [020] Semen              | ...  | 11 105         | 7 963                                   | 8 023          |
| [030] Ngadiluwih         | ...  | 12 859         | 9 726                                   | 9 306          |
| [040] Kras               | ...  | 10 657         | 7 951                                   | 7 794          |
| [050] Ringinrejo         | ...  | 9 642          | 6 617                                   | 6 854          |
| [060] Kandat             | ...  | 12 624         | 8 598                                   | 9 666          |
| [070] Wates              | ...  | 16 243         | 9 784                                   | 11 952         |
| [080] Ngancar            | ...  | 7 931          | 7 773                                   | 5 681          |
| [090] Plosoklaten        | ...  | 15 299         | 10 352                                  | 10 750         |
| [100] Gurah              | ...  | 14 689         | 11 117                                  | 10 753         |
| [110] Puncu              | ...  | 11 423         | 8 231                                   | 8 237          |
| [120] Kepung             | ...  | 14 582         | 10 984                                  | 10 797         |
| [130] Kandangan          | ...  | 7 283          | 9 849                                   | 5 508          |
| [140] Pare               | ...  | 18 565         | 13 072                                  | 13 252         |
| [141] Badas              | ...  | 11 840         | 8 303                                   | 8 420          |
| [150] Kunjang            | ...  | 7 200          | 5 255                                   | 5 255          |
| [160] Plemahan           | ...  | 11 416         | 8 164                                   | 8 343          |
| [170] Purwoasri          | ...  | 11 064         | 7 671                                   | 7 935          |
| [180] Papar              | ...  | 9 917          | 7 000                                   | 7 440          |
| [190] Pagu               | ...  | 7 074          | 5 120                                   | 5 121          |
| [191] Kayenkidul         | ...  | 8 903          | 6 517                                   | 6 554          |
| [200] Gampengrejo        | ...  | 5 105          | 4 477                                   | 3 713          |
| [201] Ngasem             | ...  | 13 167         | 9 843                                   | 9 679          |
| [210] Banyakan           | ...  | 11 126         | 7 942                                   | 7 825          |
| [220] Grogol             | ...  | 8 194          | 6 082                                   | 5 852          |
| [230] Tarokan            | ...  | 13 573         | 9 584                                   | 10 427         |
| <b>Kabupaten Kediri</b>  | <b>302 393</b>                             | <b>295 741</b> | <b>217 669</b>                          | <b>215 033</b> |

Catatan/Note: ... Data tidak tersedia/ Data not available

Sumber/Source: Dinas PPKBP3A Kabupaten Kediri/ Department of Population Control, Family Planning for Women Empowerment and Child Protection of Kediri Regency

**Tabel 4.2.4** Jumlah Akseptor KB Aktif di Kabupaten Kediri menurut Metode Kontrasepsi dan Kecamatan, 2019  
**Number of Active Family Planning Acceptors in Kediri Regency according to Contraception Methods and Subdistrict, 2019**

| Kecamatan<br>Subdistrict | IUD          |              | MOW          |              |
|--------------------------|--------------|--------------|--------------|--------------|
|                          | 2018         | 2019         | 2018         | 2019         |
| (1)                      | (2)          | (3)          | (4)          | (5)          |
| [010] Mojo               | 2 008        | 2 077        | 463          | 473          |
| [020] Semen              | 736          | 817          | 311          | 346          |
| [030] Ngadiluwih         | 1 317        | 1 266        | 667          | 643          |
| [040] Kras               | 599          | 608          | 547          | 585          |
| [050] Ringinrejo         | 975          | 1 051        | 352          | 397          |
| [060] Kandat             | 984          | 1 035        | 753          | 772          |
| [070] Wates              | 1 829        | 1 821        | 956          | 913          |
| [080] Ngancar            | 1 742        | 953          | 746          | 421          |
| [090] Plosoklaten        | 1 564        | 1 636        | 1 079        | 1 077        |
| [100] Gurah              | 1 735        | 1 771        | 891          | 896          |
| [110] Puncu              | 601          | 606          | 632          | 635          |
| [120] Kepung             | 2 060        | 2 107        | 740          | 677          |
| [130] Kandangan          | 972          | 844          | 430          | 347          |
| [140] Pare               | 3 301        | 3 441        | 748          | 769          |
| [141] Badas              | 1 363        | 1 420        | 1 180        | 1 200        |
| [150] Kunjang            | 894          | 916          | 411          | 411          |
| [160] Plemahan           | 1 521        | 1 537        | 409          | 410          |
| [170] Purwoasri          | 681          | 781          | 312          | 316          |
| [180] Papar              | 803          | 706          | 639          | 607          |
| [190] Pagu               | 347          | 410          | 311          | 319          |
| [191] Kayenkidul         | 1 447        | 1 530        | 575          | 584          |
| [200] Gampengrejo        | 547          | 414          | 416          | 353          |
| [201] Ngasem             | 1 943        | 1 904        | 720          | 730          |
| [210] Banyakan           | 1 134        | 1 120        | 348          | 354          |
| [220] Grogol             | 999          | 857          | 362          | 417          |
| [230] Tarokan            | 2 842        | 2 939        | 717          | 719          |
| <b>Kabupaten Kediri</b>  | <b>34944</b> | <b>34567</b> | <b>15715</b> | <b>15371</b> |

Lanjutan Tabel/Continued Table 4.2.4

| Kecamatan<br>Subdistrict | M O P      |            | Kondom<br>Condom |              |
|--------------------------|------------|------------|------------------|--------------|
|                          | 2018       | 2019       | 2018             | 2019         |
|                          | (1)        | (6)        | (7)              | (8)          |
| [010] Mojo               | 20         | 20         | 29               | 29           |
| [020] Semen              | 19         | 17         | 79               | 91           |
| [030] Ngadiluwih         | 22         | 12         | 163              | 153          |
| [040] Kras               | 9          | 12         | 141              | 139          |
| [050] Ringinrejo         | 37         | 44         | 114              | 97           |
| [060] Kandat             | 10         | 11         | 106              | 105          |
| [070] Wates              | 30         | 21         | 208              | 182          |
| [080] Ngancar            | 20         | 6          | 62               | 37           |
| [090] Plosoklaten        | 87         | 86         | 51               | 38           |
| [100] Gurah              | 72         | 79         | 145              | 145          |
| [110] Puncu              | 32         | 32         | 90               | 90           |
| [120] Kepung             | 21         | 22         | 129              | 128          |
| [130] Kandangan          | 25         | 11         | 352              | 110          |
| [140] Pare               | 65         | 66         | 309              | 321          |
| [141] Badas              | 10         | 10         | 1 212            | 1 192        |
| [150] Kunjang            | 15         | 15         | 8                | 8            |
| [160] Plemahan           | 12         | 12         | 64               | 64           |
| [170] Purwoasri          | 27         | 27         | 35               | 35           |
| [180] Papar              | 16         | 13         | 25               | 31           |
| [190] Pagu               | 4          | 4          | 13               | 22           |
| [191] Kayenkidul         | 16         | 16         | 39               | 29           |
| [200] Gampengrejo        | 13         | 10         | 51               | 57           |
| [201] Ngasem             | 27         | 27         | 83               | 83           |
| [210] Banyakan           | 6          | 5          | 59               | 59           |
| [220] Grogol             | 19         | 20         | 79               | 80           |
| [230] Tarokan            | 24         | 24         | 146              | 174          |
| <b>Kabupaten Kediri</b>  | <b>658</b> | <b>622</b> | <b>3792</b>      | <b>3 499</b> |

Lanjutan Tabel/Continued Table 4.2.4

| Kecamatan<br>Subdistrict | IMPLANT       |               | Suntik<br>Inject |                |
|--------------------------|---------------|---------------|------------------|----------------|
|                          | 2018          | 2019          | 2018             | 2019           |
| (1)                      | (6)           | (7)           | (8)              | (9)            |
| [010] Mojo               | 985           | 1 098         | 5 247            | 5 252          |
| [020] Semen              | 869           | 1 013         | 4 905            | 4 884          |
| [030] Ngadiluwih         | 1 017         | 947           | 4 877            | 4 737          |
| [040] Kras               | 995           | 1 053         | 4 407            | 4 193          |
| [050] Ringinrejo         | 756           | 835           | 3 784            | 3 872          |
| [060] Kandat             | 950           | 1 072         | 4 645            | 5 487          |
| [070] Wates              | 1 490         | 1 537         | 4 290            | 6 474          |
| [080] Ngancar            | 1 694         | 1 060         | 2 821            | 2 579          |
| [090] Plosoklaten        | 597           | 686           | 4 239            | 4 489          |
| [100] Gurah              | 734           | 747           | 5 833            | 5 453          |
| [110] Puncu              | 997           | 1 045         | 5 082            | 5 032          |
| [120] Kepung             | 2 254         | 2 364         | 3 910            | 3 683          |
| [130] Kandangan          | 1 563         | 635           | 4 940            | 3 134          |
| [140] Pare               | 3 071         | 3 250         | 3 412            | 3 350          |
| [141] Badas              | 1 448         | 1 479         | 1 904            | 1 891          |
| [150] Kunjang            | 306           | 339           | 3 416            | 3 361          |
| [160] Plemahan           | 740           | 793           | 4 711            | 4 816          |
| [170] Purwoasri          | 183           | 248           | 5 718            | 5 718          |
| [180] Papar              | 684           | 520           | 3 939            | 4 553          |
| [190] Pagu               | 444           | 522           | 3 882            | 3 714          |
| [191] Kayenkidul         | 878           | 962           | 3 103            | 2 970          |
| [200] Gampengrejo        | 614           | 532           | 2 297            | 1 904          |
| [201] Ngasem             | 1 143         | 1 076         | 3 546            | 3 477          |
| [210] Banyakan           | 563           | 682           | 4 519            | 4 307          |
| [220] Grogol             | 428           | 526           | 3 101            | 2 869          |
| [230] Tarokan            | 1 278         | 1 454         | 2 882            | 3 343          |
| <b>Kabupaten Kediri</b>  | <b>26 681</b> | <b>26 475</b> | <b>105 410</b>   | <b>105 542</b> |



Lanjutan Tabel/*Continued Table 4.2.4*

| Kecamatan<br>Subdistrict | Pil<br>Pill  |              | Jumlah<br>Total |               |
|--------------------------|--------------|--------------|-----------------|---------------|
|                          | 2018         | 2019         | 2018            | 2019          |
| (1)                      | (6)          | (7)          | (8)             | (9)           |
| [010] Mojo               | 942          | 947          | 9 694           | 9 896         |
| [020] Semen              | 1 044        | 855          | 7 963           | 8 023         |
| [030] Ngadiluwih         | 1 663        | 1 548        | 9 726           | 9 306         |
| [040] Kras               | 1 253        | 1 204        | 7 951           | 7 794         |
| [050] Ringinrejo         | 599          | 558          | 6 617           | 6 854         |
| [060] Kandat             | 1 150        | 1 184        | 8 598           | 9 666         |
| [070] Wates              | 981          | 1 004        | 9 784           | 11 952        |
| [080] Ngancar            | 688          | 625          | 7 773           | 5 681         |
| [090] Plosoklaten        | 2 735        | 2 738        | 10 352          | 10 750        |
| [100] Gurah              | 1 707        | 1 662        | 11 117          | 10 753        |
| [110] Puncu              | 797          | 797          | 8 231           | 8 237         |
| [120] Kepung             | 1 870        | 1 816        | 10 984          | 10 797        |
| [130] Kandangan          | 1 567        | 427          | 9 849           | 5 508         |
| [140] Pare               | 2 166        | 2 055        | 13 072          | 13 252        |
| [141] Badas              | 1 186        | 1 228        | 8 303           | 8 420         |
| [150] Kunjang            | 205          | 205          | 5 255           | 5 255         |
| [160] Plemahan           | 707          | 711          | 8 164           | 8 343         |
| [170] Purwoasri          | 715          | 810          | 7 671           | 7 935         |
| [180] Papar              | 894          | 1 010        | 7 000           | 7 440         |
| [190] Pagu               | 119          | 130          | 5 120           | 5 121         |
| [191] Kayenkidul         | 459          | 463          | 6 517           | 6 554         |
| [200] Gampengrejo        | 539          | 443          | 4 477           | 3 713         |
| [201] Ngasem             | 2 381        | 2 382        | 9 843           | 9 679         |
| [210] Banyakan           | 1 313        | 1 298        | 7 942           | 7 825         |
| [220] Grogol             | 1 094        | 1 083        | 6 082           | 5 852         |
| [230] Tarokan            | 1 695        | 1 774        | 9 584           | 10 427        |
| <b>Kabupaten Kediri</b>  | <b>30469</b> | <b>28957</b> | <b>217669</b>   | <b>215033</b> |

Catatan/Note: ...

Sumber/Source: Dinas PPKBP3A Kabupaten Kediri/ Department of Population Control, Family Planning for Women Empowerment and Child Protection of Kediri Regency

**Tabel**  
**Table** 4.2.5

**Peserta KB Baru di Kabupaten Kediri menurut Cara Terakhir Memperoleh Alat/Cara Kontrasepsi dan Kecamatan, 2018-2019**  
**New KB Participants in Kediri Regency by the Last Way of Obtaining Contraception and Subdistricts, 2018-2019**

| Kecamatan<br>Subdistrict | Jumlah Peserta KB<br>Baru<br>Number of New KB<br>Participants | 2018<br>Cara terakhir memperoleh Alat Kontrasepsi<br><i>The last way to get the Contraception</i> |                   |
|--------------------------|---|---|-------------------|
|                          |   | Pemerintah<br>Government  | Swasta<br>Private |
| (1)                      | (2)   | (3)   | (4)               |
| [010] Mojo               | 1 398   | 501   | 897               |
| [020] Semen              | 1 264   | 466   | 798               |
| [030] Ngadiluwih         | 2 131   | 571   | 1 560             |
| [040] Kras               | 1 318   | 389   | 929               |
| [050] Ringinrejo         | 1 088   | 442   | 646               |
| [060] Kandat             | 1 565   | 144   | 1 421             |
| [070] Wates              | 2 454   | 946   | 1 508             |
| [080] Ngancar            | 957   | 489   | 468               |
| [090] Plosoklaten        | 2 011   | 590   | 1 421             |
| [100] Gurah              | 1 878   | 445   | 1 433             |
| [110] Puncu              | 806   | 432   | 374               |
| [120] Kepung             | 964   | 268   | 696               |
| [130] Kandangan          | 909   | 315   | 594               |
| [140] Pare               | 2 918   | 841   | 2 077             |
| [141] Badas              | 1 280   | 559   | 721               |
| [150] Kunjang            | 576   | 136   | 440               |
| [160] Plemahan           | 1 707   | 470   | 1 237             |
| [170] Purwoasri          | 1 333   | 561   | 772               |
| [180] Papar              | 1 472   | 400   | 1 072             |
| [190] Pagu               | 854   | 227   | 627               |
| [191] Kayenkidul         | 804   | 308   | 496               |
| [200] Gampengrejo        | 807   | 194   | 613               |
| [201] Ngasem             | 1 513   | 452   | 1 061             |
| [210] Banyakan           | 1 217   | 406   | 811               |
| [220] Grogol             | 1 237   | 401   | 836               |
| [230] Tarokan            | 1 866   | 1 246   | 620               |
| <b>Kabupaten Kediri</b>  | <b>36 327</b>   | <b>12 199</b>   | <b>24 128</b>     |

Lanjutan Tabel/Continued Table 4.2.5

| Kecamatan<br>Subdistrict | Jumlah Peserta KB<br>Baru<br>Number of New KB<br>Participants | 2019  |                   |
|--------------------------|---|---|-------------------|
|                          |   | Cara terakhir memperoleh Alat Kontrasepsi<br><i>The last way to get the Contraception</i> |                   |
|                          |   | Pemerintah<br>Government  | Swasta<br>Private |
| (1)                      | (5)   | (6)   | (7)               |
| [010] Mojo               | 1 289   | 438   | 851               |
| [020] Semen              | 1 270   | 502   | 768               |
| [030] Ngadiluwih         | 1 039   | 405   | 634               |
| [040] Kras               | 1 647   | 662   | 985               |
| [050] Ringinrejo         | 1 677   | 219   | 1 458             |
| [060] Kandat             | 2 321   | 1 152   | 1 169             |
| [070] Wates              | 743   | 356   | 387               |
| [080] Ngancar            | 753   | 475   | 278               |
| [090] Plosoklaten        | 1 515   | 801   | 714               |
| [100] Gurah              | 1 523   | 437   | 1 086             |
| [110] Puncu              | 741   | 226   | 515               |
| [120] Kepung             | 561   | 174   | 387               |
| [130] Kandang            | 1 065   | 587   | 478               |
| [140] Pare               | 917   | 399   | 518               |
| [141] Badas              | 1 192   | 612   | 580               |
| [150] Kunjang            | 1 625   | 407   | 1 218             |
| [160] Plemahan           | 1 962   | 864   | 1 098             |
| [170] Purwoasri          | 1 128   | 533   | 595               |
| [180] Papar              | 890   | 342   | 548               |
| [190] Pagu               | 1 888   | 1 081   | 807               |
| [191] Kayenkidul         | 568   | 171   | 397               |
| [200] Gampengrejo        | 1 154   | 367   | 787               |
| [201] Ngasem             | 1 065   | 496   | 569               |
| [210] Banyakan           | 830   | 320   | 510               |
| [220] Grogol             | 1 329   | 493   | 836               |
| [230] Tarokan            | 973   | 822   | 151               |
| <b>Kabupaten Kediri</b>  | <b>31 665</b>   | <b>13 341</b>   | <b>18 324</b>     |

Catatan/Note: ...

Sumber/Source: Dinas PPKBP3A Kabupaten Kediri/ Department of Population Control, Family Planning for Women Empowerment and Child Protection of Kediri Regency

**Tabel**  
**Table** 4.2.6**Jumlah Kebutuhan Darah melalui PMI Kabupaten Kediri menurut Golongan Darah, 2018-2019**  
**Total Blood Needs through the Indonesian Red Cross of Kediri Regency according to Blood Type, 2018-2019**

| Rumah Sakit/Klinik/Puskesmas<br><i>Hospital / Clinic / Puskesmas</i> | Jumlah Kantong Darah<br><i>Number of Blood Pockets</i> | 2018                                 |       |     |       |
|--|--|--------------------------------------|-------|-----|-------|
|  |  | Golongan Darah<br><i>Blood group</i> |       |     |       |
|  |  | A                                    | B     | AB  | O     |
| (1)  | (2)  | (3)                                  | (4)   | (5) | (6)   |
| Rumah Sakit Umum Pare/ <i>General Hospital Pare</i>                  | 5 329  | 1 272                                | 1 473 | 466 | 2 118 |
| Rumah Sakit HVA Pare/ <i>HVA Hospital Pare</i>                       | 3 850  | 914                                  | 1 335 | 195 | 1 406 |
| Rumah Sakit Amelia Pare/ <i>Amelia Hospital Pare</i>                 | 743  | 156                                  | 249   | 57  | 281   |
| RSIA Kasih Bunda Pare/ <i>RSIA Kasih Bunda Pare</i>                  | 31   | 8                                    | 3     | 12  | 8     |
| RSIA Nuraini Pare/ <i>Nuraini Hospital Pare</i>                      | -  | -                                    | -     | -   | -     |
| Permata Hati Bendo Pare/ <i>Permata Hati Bendo Pare</i>              | 76   | 4                                    | 41    | 3   | 28    |
| BKIA Siti Fatimah Pare/ <i>BKIA Siti Fatimah Pare</i>                | 7  | 5                                    | -     | -   | 2     |
| RSM Siti Khotijah Gurah/ <i>RSM Siti Khotijah Gurah</i>              | 740  | 136                                  | 218   | 86  | 300   |
| RSM Siti Halimah Kandangan/ <i>RSM Siti Halimah Kandangan</i>        | 13   | -                                    | 8     | -   | 5     |
| KRI Ratna Kandangan/ <i>KRI Ratna Kandangan</i>                      | 75   | 11                                   | 38    | -   | 26    |
| Asfyak Graha Medika Kepung/ <i>Asfyak Graha Medika Kepung</i>        | -  | -                                    | -     | -   | -     |
| RSM Jimbun Kandat/ <i>Jimbun RSM Kandat</i>                          | 11   | -                                    | 5     | -   | 6     |
| RS. Wilujeng Kayen Kidul/ <i>Wilujeng Hospital Kayen Kidul</i>       | 266  | 75                                   | 63    | 31  | 97    |

Lanjutan Tabel/Continued Table 4.2.6

| Rumah Sakit/Klinik/Puskesmas<br><i>Hospital / Clinic / Puskesmas</i>                                   | Jumlah Kantong<br>Darah<br><i>Number of Blood<br/>Pockets</i> | 2018                                 |              |            |              |
|--|---|--------------------------------------|--------------|------------|--------------|
|  |   | Golongan Darah<br><i>Blood group</i> |              |            |              |
|  |   | A                                    | B            | AB         | O            |
| (1)  | (2)   | (3)                                  | (4)          | (5)        | (6)          |
| KRI Wahyu Husada Gurah/ <i>KRI Wahyu Husada Gurah</i>  | 30  | 9                                    | 12           | 4          | 5            |
| Klinik Sehati Kayen Kidul/ <i>Sehati Clinic Kayen Kidul</i>  | 45  | 11                                   | 16           | 4          | 14           |
| Klinik Mugl Saras Bogo Plemahan/ <i>Mugl Saras Clinic Bogo Plemahan</i>                                | -   | -                                    | -            | -          | -            |
| RSM Surya Melati Kandat/ <i>RSM Surya Melati Kandat</i>  | 89  | 34                                   | 34           | -          | 21           |
| RS. AURA Syifa Pagu + Tepus/ <i>AURA Syifa Hospital Pagu + Tepus</i>                                   | 576   | 156                                  | 212          | 46         | 162          |
| PKT Lereng Kelud/ <i>PKT Kelud Slopes</i>  | 18  | 4                                    | 4            | -          | 10           |
| RS. Arga Husada/ <i>Arga Husada Hospital</i>   | 19  | 11                                   | 6            | -          | 2            |
| BP. Mitra Mulya Wates/ <i>BP. Mitra Mulya Wates</i>  | -   | -                                    | -            | -          | -            |
| KRI Kartika Papar/ <i>KRI Kartika Papar</i>  | 22  | 8                                    | 4            | -          | 10           |
| KRI Surya Prima Husada Kunjang/ <i>KRI Surya Prima Husada Kukung</i>                                   | 4   | -                                    | 2            | -          | 2            |
| UTD Sekitar (Blitar, Ponorogo, Jombang, Malang)/ <i>Nearby UTD (Blitar, Ponorogo, Jombang, Malang)</i> | 688   | 146                                  | 232          | 60         | 250          |
| <b>Kabupaten Kediri</b>  | <b>12 632</b>   | <b>2 960</b>                         | <b>3 955</b> | <b>964</b> | <b>4 753</b> |

Lanjutan Tabel/Continued Table 4.2.6

| Rumah Sakit/Klinik/Puskesmas<br><i>Hospital/Clinic/Puskesmas</i> | Jumlah Kantong<br>Darah<br><i>Number of Blood<br/>Pockets</i> | 2019                                 |       |      |       |
|--|---|--------------------------------------|-------|------|-------|
|  |   | Golongan Darah<br><i>Blood group</i> |       |      |       |
|  |   | A                                    | B     | AB   | O     |
| (1)  | (7)   | (8)                                  | (9)   | (10) | (11)  |
| Rumah Sakit Umum Pare/ <i>General Hospital Pare</i>              | 5 529   | 1 322                                | 1 523 | 516  | 2 168 |
| Rumah Sakit HVA Pare/ <i>HVA Hospital Pare</i>                   | 4 051   | 965                                  | 1 385 | 245  | 1 456 |
| Rumah Sakit Amelia Pare/ <i>Amelia Hospital Pare</i>             | 843   | 181                                  | 274   | 82   | 306   |
| RSIA Kasih Bunda Pare/ <i>RSIA Kasih Bunda Pare</i>              | 51  | 13                                   | 8     | 17   | 13    |
| RSIA Nuraini Pare/ <i>Nuraini Hospital Pare</i>                  | -   | -                                    | -     | -    | -     |
| Permata Hati Bendo Pare/ <i>Permata Hati Bendo Pare</i>          | 96  | 9                                    | 46    | 8    | 33    |
| BKIA Siti Fatimah Pare/ <i>BKIA Siti Fatimah Pare</i>            | 27  | 10                                   | 5     | 5    | 7     |
| RSM Siti Khotijah Gurah/ <i>RSM Siti Khotijah Gurah</i>          | 760   | 141                                  | 223   | 91   | 305   |
| RSM Siti Halimah Kandangan/ <i>RSM Siti Halimah Kandangan</i>    | 33  | 5                                    | 13    | 5    | 10    |
| KRI Ratna Kandangan/ <i>KRI Ratna Kandangan</i>                  | 95  | 16                                   | 43    | 6    | 30    |
| Asfiyak Graha Medika Kepung/ <i>Asfiyak Graha Medika Kepung</i>  | -   | -                                    | -     | -    | -     |
| RSM Jimbun Kandat/ <i>Jimbun RSM Kandat</i>                      | 30  | 3                                    | 10    | 7    | 10    |
| RS. Wilujeng Kayen Kidul/ <i>Wilujeng Hospital Kayen Kidul</i>   | 284   | 81                                   | 67    | 35   | 101   |

Lanjutan Tabel/*Continued Table 4.2.6*

| Rumah Sakit/Klinik/Puskesmas<br><i>Hospital / Clinic / Puskesmas</i>                                      | Jumlah Kantong<br>Darah<br><i>Number of Blood<br/>Pockets</i> | 2019                                 |              |              |              |
|---|---|--------------------------------------|--------------|--------------|--------------|
|   |   | Golongan Darah<br><i>Blood group</i> |              |              |              |
|   |   | A                                    | B            | AB           | O            |
| (1)   | (7)   | (8)                                  | (9)          | (10)         | (11)         |
| KRI Wahyu Husada Gurah/ <i>KRI Wahyu Husada Gurah</i>   | 50  | 14                                   | 17           | 9            | 10           |
| Klinik Sehati Kayen Kidul/ <i>Sehati Clinic Kayen Kidul</i>   | 65  | 16                                   | 21           | 9            | 19           |
| Klinik Mugl Saras Bogo Plemahan/<br><i>Mugl Saras Clinic Bogo Plemahan</i>                                | -   | -                                    | -            | -            | -            |
| RSM Surya Melati Kandat/ <i>RSM Surya Melati Kandat</i>   | 109   | 39                                   | 39           | 6            | 25           |
| RS. AURA Syifa Pagu + Tepus/ <i>AURA Syifa Hospital Pagu + Tepus</i>                                      | 599   | 161                                  | 218          | 52           | 168          |
| PKT Lereng Kelud/ <i>PKT Kelud Slopes</i>   | 38  | 9                                    | 8            | 5            | 16           |
| RS. Arga Husada/ <i>Arga Husada Hospital</i>  | 39  | 16                                   | 11           | 5            | 7            |
| BP. Mitra Mulya Wates/ <i>BP. Mitra Mulya Wates</i>   | -   | -                                    | -            | -            | -            |
| KRI Kartika Papar/ <i>KRI Kartika Papar</i>   | 43  | 13                                   | 9            | 5            | 16           |
| KRI Surya Prima Husada Kunjang/ <i>KRI Surya Prima Husada Kukung</i>                                      | 24  | 5                                    | 7            | 5            | 7            |
| UTD Sekitar (Blitar, Ponorogo,<br>Jombang, Malang)/ <i>Nearby UTD (Blitar, Ponorogo, Jombang, Malang)</i> | 1 088   | 246                                  | 332          | 160          | 350          |
| <b>Kabupaten Kediri</b>   | <b>13 854</b>   | <b>3 265</b>                         | <b>4 259</b> | <b>1 273</b> | <b>5 057</b> |

Catatan/Note: ...

Sumber/Source: BPS, Survei Sosial Ekonomi Nasional (Susenas)/BPS-Statistics Indonesia, National Socioeconomic Survey

### 4.3 AGAMA DAN SOSIAL LAINNYA RELIGION AND OTHER SOCIAL AFFAIRS

**Tabel 4.3.1** Jumlah Penduduk Kabupaten Kediri Menurut Kecamatan dan Agama yang Dianut, 2019  
*Table 4.3.1 Kediri Regency Population by Subdistrict and Religion, 2019*

| Kecamatan<br>Subdistrict | Islam          | Protestan<br>Protestant | Katolik<br>Catholic | Hindu       | Budha<br>Buddha | Lainnya<br>Others |
|--------------------------|----------------|-------------------------|---------------------|-------------|-----------------|-------------------|
| (1)                      | (2)            | (3)                     | (4)                 | (5)         | (6)             | (7)               |
| [010] Mojo               | 74 447         | 1                       | 284                 | -           | -               | -                 |
| [020] Semen              | 50 030         | 171                     | 790                 | -           | -               | -                 |
| [030] Ngadiluwih         | 79 530         | 498                     | 159                 | 9           | 10              | 2                 |
| [040] Kras               | 52 463         | 365                     | 86                  | 3           | -               | -                 |
| [050] Ringinrejo         | 56 858         | 175                     | 62                  | -           | 1               | -                 |
| [060] Kandat             | 54 383         | 115                     | 50                  | 102         | 7               | -                 |
| [070] Wates              | 88 643         | 3 042                   | 78                  | 5           | 9               | -                 |
| [080] Ngancar            | 42 217         | 118                     | 2 930               | 4           | -               | -                 |
| [090] Plosoklaten        | 77 109         | 136                     | 2 391               | 90          | 1               | 1                 |
| [100] Gurah              | 82 056         | 1 364                   | 59                  | 12          | 4               | -                 |
| [110] Puncu              | 56 456         | 1 001                   | 1 109               | 381         | 8               | 19                |
| [120] Kepung             | 78 960         | 1 177                   | 512                 | 544         | 11              | 39                |
| [130] Kandangan          | 56 343         | 1 360                   | 154                 | 1 939       | -               | -                 |
| [140] Pare               | 91 947         | 10 143                  | 1 289               | 298         | 52              | -                 |
| [141] Badas              | 71 481         | 323                     | 42                  | 3           | 5               | 3                 |
| [150] Kunjang            | 38 558         | 31                      | 217                 | -           | -               | -                 |
| [160] Plemahan           | 61 734         | 240                     | 118                 | 5           | 5               | -                 |
| [170] Purwoasri          | 59 999         | 294                     | 11                  | -           | -               | -                 |
| [180] Papar              | 54 431         | 540                     | 154                 | 328         | 12              | -                 |
| [190] Pagu               | 38 051         | 299                     | 110                 | 24          | -               | -                 |
| [191] Kayenkidul         | 44 355         | 1 372                   | 258                 | 647         | -               | 21                |
| [200] Gampengrejo        | 34 830         | 318                     | 52                  | 3           | -               | -                 |
| [201] Ngasem             | 60 504         | 2 089                   | 459                 | 35          | 7               | -                 |
| [210] Banyakan           | 57 348         | 294                     | 521                 | 2           | 2               | -                 |
| [220] Grogol             | 45 400         | 681                     | 1 625               | 1 056       | 4               | -                 |
| [230] Tarokan            | 66 520         | 434                     | 130                 | 699         | -               | 1                 |
| <b>Kabupaten Kediri</b>  | <b>1574653</b> | <b>26581</b>            | <b>13650</b>        | <b>6189</b> | <b>138</b>      | <b>86</b>         |

Catatan/Note: ...

Sumber/Source: Kantor Kementerian Agama Kabupaten Kediri/ Office of the Ministry of Religious Affairs of Kediri Regency



**Tabel**  
**Table** 4.3.2

**Jumlah Tempat Peribadatan di Kabupaten Kediri Menurut Kecamatan, 2019**  
**Number of Places of Worship in Kediri Regency by Subdistrict and Religion, 2019**

| Kecamatan<br>Subdistrict | Masjid<br>Mosque |              | Mushola<br>Pray Room |              | Gereja Protestan<br>Protestant Church |            |
|--------------------------|------------------|--------------|----------------------|--------------|---------------------------------------|------------|
|                          | 2018             | 2019         | 2018                 | 2019         | 2018                                  | 2019       |
| (1)                      | (2)              | (3)          | (4)                  | (5)          | (6)                                   | (7)        |
| [010] Mojo               | 119              | 120          | 783                  | 253          | 9                                     | -          |
| [020] Semen              | 58               | 70           | 655                  | 165          | 5                                     | 1          |
| [030] Ngadiluwih         | 65               | 73           | 434                  | 321          | 7                                     | -          |
| [040] Kras               | 88               | 88           | 333                  | 223          | 4                                     | 1          |
| [050] Ringinrejo         | 61               | 65           | 448                  | 267          | 4                                     | 2          |
| [060] Kandat             | 53               | 53           | 543                  | 268          | 5                                     | 1          |
| [070] Wates              | 90               | 109          | 2 996                | 369          | 18                                    | 7          |
| [080] Ngancar            | 96               | 61           | 1 652                | 150          | 19                                    | 13         |
| [090] Plosoklaten        | 99               | 104          | 3 003                | 248          | 25                                    | 5          |
| [100] Gurah              | 97               | 101          | 963                  | 327          | 12                                    | 7          |
| [110] Puncu              | 48               | 52           | 1 544                | 210          | 15                                    | 8          |
| [120] Kepung             | 98               | 90           | 1 100                | 378          | 18                                    | 10         |
| [130] Kandangan          | 61               | 63           | 1 800                | 202          | 15                                    | 6          |
| [140] Pare               | 100              | 119          | 4 900                | 363          | 41                                    | 23         |
| [141] Badas              | 79               | 77           | 850                  | 333          | 8                                     | 2          |
| [150] Kunjang            | 58               | 56           | 479                  | 131          | 5                                     | -          |
| [160] Plemahan           | 84               | 91           | 466                  | 236          | 5                                     | 3          |
| [170] Purwoasri          | 61               | 72           | 680                  | 225          | 5                                     | 5          |
| [180] Papar              | 53               | 59           | 900                  | 132          | 6                                     | -          |
| [190] Pagu               | 34               | 34           | 640                  | 121          | 8                                     | 4          |
| [191] Kayenkidul         | 49               | 49           | 975                  | 162          | 7                                     | 5          |
| [200] Gampengrejo        | 23               | 24           | 980                  | 168          | 17                                    | -          |
| [201] Ngasem             | 38               | 55           | 765                  | 188          | 6                                     | 8          |
| [210] Banyakan           | 72               | 72           | 300                  | 218          | 4                                     | 3          |
| [220] Grogol             | 51               | 50           | 625                  | 180          | 2                                     | 2          |
| [230] Tarokan            | 69               | 68           | 474                  | 211          | 4                                     | 3          |
| <b>Kabupaten Kediri</b>  | <b>1 804</b>     | <b>1 875</b> | <b>5870</b>          | <b>6 049</b> | <b>274</b>                            | <b>119</b> |

Lanjutan Tabel/Continued Table 4.3.2

| Kecamatan<br>Subdistrict | Gereja Katolik<br>Catholic Church |           | Pura<br>Shrine |           | Vihara   |          |
|--------------------------|-----------------------------------|-----------|----------------|-----------|----------|----------|
|                          | 2018                              | 2019      | 2018           | 2019      | 2018     | 2019     |
| (1)                      | (8)                               | (9)       | (10)           | (11)      | (12)     | (13)     |
| [010] Mojo               | 1                                 | 1         | -              | -         | -        | -        |
| [020] Semen              | 1                                 | 1         | -              | -         | -        | -        |
| [030] Ngadiluwih         | 1                                 | 2         | -              | -         | -        | -        |
| [040] Kras               | 1                                 | -         | -              | -         | -        | -        |
| [050] Ringinrejo         | -                                 | -         | -              | -         | -        | -        |
| [060] Kandat             | -                                 | 3         | 2              | 1         | -        | -        |
| [070] Wates              | 1                                 | -         | -              | -         | -        | -        |
| [080] Ngancar            | 2                                 | -         | 3              | 2         | -        | -        |
| [090] Plosoklaten        | 1                                 | 13        | 2              | 1         | -        | -        |
| [100] Gurah              | 1                                 | 1         | 1              | 1         | -        | -        |
| [110] Puncu              | 6                                 | 9         | 4              | 3         | -        | -        |
| [120] Kepung             | 2                                 | 4         | 6              | 7         | -        | -        |
| [130] Kandangan          | -                                 | 5         | 10             | 9         | -        | -        |
| [140] Pare               | 2                                 | 1         | 3              | 3         | -        | -        |
| [141] Badas              | -                                 | 1         | -              | -         | -        | -        |
| [150] Kunjang            | 1                                 | 2         | 1              | -         | -        | -        |
| [160] Plemahan           | 2                                 | 2         | -              | -         | -        | -        |
| [170] Purwoasri          | -                                 | -         | -              | -         | -        | -        |
| [180] Papar              | 1                                 | 4         | 2              | 1         | -        | -        |
| [190] Pagu               | -                                 | -         | 2              | 2         | -        | -        |
| [191] Kayenkidul         | 2                                 | 2         | 6              | 7         | -        | -        |
| [200] Gampengrejo        | -                                 | 1         | -              | -         | -        | -        |
| [201] Ngasem             | 1                                 | 10        | 1              | 7         | -        | -        |
| [210] Banyakan           | 4                                 | 2         | -              | -         | -        | -        |
| [220] Grogol             | 2                                 | 2         | 4              | 2         | -        | -        |
| [230] Tarokan            | -                                 | -         | 5              | 6         | -        | -        |
| <b>Kabupaten Kediri</b>  | <b>32</b>                         | <b>66</b> | <b>52</b>      | <b>52</b> | <b>-</b> | <b>-</b> |

Catatan/Note: ...

Sumber/Source: Kantor Kementerian Agama Kabupaten Kediri/ Office of the Ministry of Religious Affairs of Kediri Regency

**Tabel**  
**Table 4.3.3****Jumlah Alim Ulama, Khatib, Mubaliqh dan Penyuluh Agama Islam di Kabupaten Kediri menurut Kecamatan, 2018-2019***The number of Alim Ulama, Khatib, Mubaliqh and the Extension of Islamic Religion in Kediri Regency by Subdistrict, 2018-2019*

| Kecamatan<br>Subdistrict | Alim Ulama   |              | Khatib<br>Preacher |              |
|--------------------------|--------------|--------------|--------------------|--------------|
|                          | 2018         | 2019         | 2018               | 2019         |
| (1)                      | (2)          | (3)          | (4)                | (5)          |
| [010] Mojo               | 171          | 171          | 177                | 177          |
| [020] Semen              | 86           | 86           | 49                 | 150          |
| [030] Ngadiluwih         | 81           | 240          | 179                | 80           |
| [040] Kras               | 34           | 33           | 186                | 440          |
| [050] Ringinrejo         | 33           | 32           | 210                | 260          |
| [060] Kandat             | 5            | 14           | 63                 | 120          |
| [070] Wates              | 5            | 5            | 283                | 109          |
| [080] Ngancar            | 5            | 5            | 88                 | 20           |
| [090] Plosoklaten        | 15           | 59           | 173                | 399          |
| [100] Gurah              | 21           | 78           | 310                | 408          |
| [110] Puncu              | 29           | 22           | 73                 | 312          |
| [120] Kepung             | 38           | 94           | 157                | 157          |
| [130] Kandangan          | 77           | 105          | 37                 | 146          |
| [140] Pare               | 37           | 59           | 150                | 238          |
| [141] Badas              | 34           | 50           | 95                 | 270          |
| [150] Kunjang            | 30           | 30           | 154                | 48           |
| [160] Plemahan           | 62           | 59           | 140                | 168          |
| [170] Purwasri           | 14           | 431          | 233                | 268          |
| [180] Papar              | 86           | 91           | 136                | 177          |
| [190] Pagu               | 20           | 40           | 77                 | 149          |
| [191] Kayenkidul         | 3            | 32           | 35                 | 255          |
| [200] Gampengrejo        | 127          | 127          | 58                 | 124          |
| [201] Ngasem             | 35           | 34           | 119                | 607          |
| [210] Banyakan           | 12           | 186          | 79                 | 251          |
| [220] Grogol             | 50           | 38           | 113                | 122          |
| [230] Tarokan            | 2            | 14           | 119                | 204          |
| <b>Kabupaten Kediri</b>  | <b>1 112</b> | <b>2 135</b> | <b>3 493</b>       | <b>5 659</b> |

Lanjutan Tabel/Continued Table 4.3.3

| Kecamatan<br>Subdistrict | Mubaligh<br>Preacher |              | Penyuluh Agama<br>Extensionist |            |
|--------------------------|----------------------|--------------|--------------------------------|------------|
|                          | 2018                 | 2019         | 2018                           | 2019       |
| (1)                      | (6)                  | (7)          | (8)                            | (9)        |
| [010] Mojo               | 30                   | 79           | 8                              | 9          |
| [020] Semen              | 30                   | 18           | 8                              | 9          |
| [030] Ngadiluwih         | 40                   | 9            | 8                              | 9          |
| [040] Kras               | 40                   | 4            | 8                              | 8          |
| [050] Ringinrejo         | 35                   | 35           | 8                              | 9          |
| [060] Kandat             | 28                   | 24           | 8                              | 9          |
| [070] Wates              | 30                   | 32           | 8                              | 8          |
| [080] Ngancar            | 20                   | 8            | 8                              | 8          |
| [090] Plosoklaten        | 30                   | 34           | 8                              | 8          |
| [100] Gurah              | 45                   | 133          | 8                              | 9          |
| [110] Puncu              | 49                   | 66           | 8                              | 8          |
| [120] Kepung             | 25                   | 120          | 8                              | 9          |
| [130] Kandangan          | 30                   | 65           | 8                              | 8          |
| [140] Pare               | 30                   | 32           | 8                              | 8          |
| [141] Badas              | 20                   | 75           | 8                              | 9          |
| [150] Kunjang            | 20                   | 12           | 8                              | 8          |
| [160] Plemahan           | 35                   | 70           | 8                              | 9          |
| [170] Purwoasri          | 35                   | 27           | 8                              | 8          |
| [180] Papar              | 30                   | 66           | 8                              | 9          |
| [190] Pagu               | 30                   | 72           | 8                              | 9          |
| [191] Kayenkidul         | 32                   | 48           | 8                              | 8          |
| [200] Gampengrejo        | 30                   | 83           | 8                              | 9          |
| [201] Ngasem             | 25                   | 15           | 8                              | 9          |
| [210] Banyakan           | 25                   | 104          | 8                              | 9          |
| [220] Grogol             | 25                   | 50           | 8                              | 9          |
| [230] Tarokan            | 20                   | 17           | 8                              | 8          |
| <b>Kabupaten Kediri</b>  | <b>789</b>           | <b>1 298</b> | <b>208</b>                     | <b>223</b> |

Catatan/Note: ...

Sumber/Sources: Kantor Kementerian Agama Kabupaten Kediri/ Office of the Ministry of Religious Affairs of Kediri Regency

**Tabel**  
**Table** 4.3.4**Jumlah Rohaniawan Katolik, Kristen Protestan dan Hindu di Kabupaten Kediri menurut Kecamatan, 2018 - 2019**  
**Number of Catholic, Christian, Protestant and Hindu Clergyman in Kediri Regency by Subdistrict, 2018 - 2019**

| Kecamatan<br>Subdistrict | Katolik<br>Catholic |            | Kristen Protestan<br>Christian Protestant |            | Hindu      |            |
|--------------------------|---------------------|------------|---|------------|------------|------------|
|                          | 2018                | 2019       | 2018                                      | 2019       | 2018       | 2019       |
| (1)                      | (2)                 | (3)        | (4)                                       | (5)        | (6)        | (7)        |
| [010] Mojo               | 13                  | 7          | 8   | 10         | -          | -          |
| [020] Semen              | 11                  | 10         | 6   | 1          | -          | -          |
| [030] Ngadiluwih         | 12                  | 7          | 15  | 6          | -          | -          |
| [040] Kras               | 10                  | 7          | 15  | 4          | -          | -          |
| [050] Ringinrejo         | 4                   | -          | 6   | 3          | -          | -          |
| [060] Kandat             | 5                   | -          | 6   | 4          | 3          | 3          |
| [070] Wates              | 16                  | 7          | 17  | 9          | -          | -          |
| [080] Ngancar            | 24                  | 14         | 12  | 15         | 6          | 6          |
| [090] Plosoklaten        | 27                  | 7          | 30  | 21         | 4          | 4          |
| [100] Gurah              | 19                  | 7          | 15  | 10         | 1          | 1          |
| [110] Puncu              | 51                  | 42         | 32  | 12         | 6          | 6          |
| [120] Kepung             | 26                  | 14         | 40  | 17         | 9          | 10         |
| [130] Kandangan          | 10                  | -          | 22  | 17         | 21         | 21         |
| [140] Pare               | 121                 | 82         | 52  | 36         | 8          | 8          |
| [141] Badas              | 8                   | -          | 10  | 3          | -          | -          |
| [150] Kunjang            | 12                  | 7          | 6   | 3          | 2          | 2          |
| [160] Plemahan           | 12                  | 7          | 7   | 4          | -          | -          |
| [170] Purwoasri          | 5                   | -          | 6   | 5          | -          | -          |
| [180] Papar              | 13                  | 7          | 8   | 6          | 5          | 5          |
| [190] Pagu               | 13                  | 7          | 19  | 12         | 9          | 9          |
| [191] Kayenkidul         | 19                  | 14         | 20  | 2          | 14         | 15         |
| [200] Gampengrejo        | 15                  | -          | 18  | 8          | -          | -          |
| [201] Ngasem             | 13                  | 7          | 10  | 2          | 2          | 2          |
| [210] Banyakan           | 32                  | 28         | 6   | 4          | -          | -          |
| [220] Grogol             | 16                  | 18         | 15  | 3          | 5          | 5          |
| [230] Tarokan            | 3                   | -          | 3   | 3          | 6          | 6          |
| <b>Kabupaten Kediri</b>  | <b>510</b>          | <b>299</b> | <b>404</b>                                | <b>220</b> | <b>101</b> | <b>103</b> |

Catatan/Note: ...

Sumber/Source: Kantor Kementerian Agama Kabupaten Kediri/ Office of the Ministry of Religious Affairs of Kediri Regency

**Tabel 4.3.5** Jumlah Pondok Pesantren dan Penghuninya di Kabupaten Kediri menurut Kecamatan, 2018-2019  
**Number of Islamic boarding and Its Occupants in Kediri Regency by Subdistrict, 2018-2019**

| Kecamatan<br>Subdistrict | Pondok Pesantren (Buah)<br>Islamic boarding |            | Penghuni Pondok<br>Ponders |               |
|--------------------------|---|------------|----------------------------|---------------|
|                          | 2018  | 2019       | 2018                       | 2019          |
| (1)                      | (2)   | (3)        | (4)                        | (5)           |
| [010] Mojo               | 35  | 35         | 9 098                      | 5 627         |
| [020] Semen              | 9   | 9          | 2 340                      | 16 935        |
| [030] Ngadiluwih         | 10  | 10         | 2 600                      | 5 733         |
| [040] Kras               | 4   | 4          | 1 040                      | 1 162         |
| [050] Ringinrejo         | 7   | 7          | 1 819                      | 830           |
| [060] Kandat             | 1   | 1          | 260                        | 72            |
| [070] Wates              | 9   | 9          | 2 340                      | 727           |
| [080] Ngancar            | 1   | 1          | 260                        | 49            |
| [090] Plosoklaten        | 19  | 19         | 4 939                      | 797           |
| [100] Gurah              | 13  | 13         | 3 379                      | 821           |
| [110] Puncu              | 4   | 4          | 1 040                      | 593           |
| [120] Kepung             | 26  | 26         | 6 759                      | 2 237         |
| [130] Kandangan          | 11  | 11         | 2 860                      | 787           |
| [140] Pare               | 19  | 19         | 4 939                      | 707           |
| [141] Badas              | 15  | 15         | 3 899                      | 644           |
| [150] Kunjang            | 5   | 5          | 1 299                      | 404           |
| [160] Plemahan           | 7   | 7          | 1 819                      | 509           |
| [170] Purwoasri          | 13  | 13         | 3 379                      | 367           |
| [180] Papar              | 6   | 6          | 1 559                      | 700           |
| [190] Pagu               | 7   | 7          | 1 819                      | 598           |
| [191] Kayenkidul         | 4   | 4          | 1 040                      | 882           |
| [200] Gampengrejo        | 5   | 5          | 1 299                      | 772           |
| [201] Ngasem             | 6   | 6          | 1 559                      | 470           |
| [210] Banyakan           | 12  | 12         | 3 120                      | 781           |
| [220] Grogol             | 9   | 9          | 2 340                      | 767           |
| [230] Tarokan            | 14  | 14         | 3 638                      | 774           |
| <b>Kabupaten Kediri</b>  | <b>271</b>                                  | <b>271</b> | <b>70 443</b>              | <b>44 745</b> |

Catatan/Note: ...

Sumber/Source: Kantor Kementerian Agama Kabupaten Kediri/ Office of the Ministry of Religious Affairs of Kediri Regency

**Tabel**  
**Table** 4.3.6**Jumlah Penghuni Pondok Pesantren di Kabupaten Kediri menurut Jenis Kelamin dan Kecamatan, 2018-2019**  
**Number of Islamic boarding Occupants in Kediri Regency by Sex and Subdistrict, 2018-2019**

| Kecamatan<br>Subdistrict | Penghuni Pondok/ Ponders |               |                   |               |
|--------------------------|--------------------------|---------------|-------------------|---------------|
|                          | Laki-laki/Male           |               | Perempuan/ Female |               |
|                          | 2018                     | 2019          | 2018              | 2019          |
| (1)                      | (2)                      | (3)           | (4)               | (5)           |
| [010] Mojo               | 4 902                    | 4 196         | 4 252             | 1 375         |
| [020] Semen              | 1 261                    | 1 079         | 14 560            | 2 375         |
| [030] Ngadiluwih         | 1 401                    | 1 199         | 2 176             | 3 557         |
| [040] Kras               | 560                      | 480           | 806               | 356           |
| [050] Ringinrejo         | 980                      | 839           | 495               | 335           |
| [060] Kandat             | 140                      | 120           | 35                | 37            |
| [070] Wates              | 1 261                    | 1 079         | 365               | 362           |
| [080] Ngancar            | 140                      | 120           | 25                | 24            |
| [090] Plosoklaten        | 2 661                    | 2 278         | 335               | 462           |
| [100] Gurah              | 1 821                    | 1 558         | 365               | 456           |
| [110] Puncu              | 560                      | 480           | 255               | 338           |
| [120] Kepung             | 3 642                    | 3 117         | 1 355             | 882           |
| [130] Kandangan          | 1 541                    | 1 319         | 452               | 335           |
| [140] Pare               | 2 661                    | 2 278         | 345               | 362           |
| [141] Badas              | 2 101                    | 1 798         | 287               | 357           |
| [150] Kunjang            | 700                      | 599           | 159               | 245           |
| [160] Plemahan           | 980                      | 839           | 301               | 208           |
| [170] Purwoasri          | 1 821                    | 1 558         | 172               | 195           |
| [180] Papar              | 840                      | 719           | 365               | 335           |
| [190] Pagu               | 980                      | 839           | 236               | 362           |
| [191] Kayenkidul         | 560                      | 480           | 334               | 548           |
| [200] Gampengrejo        | 700                      | 599           | 342               | 430           |
| [201] Ngasem             | 840                      | 719           | 192               | 278           |
| [210] Banyakan           | 1 681                    | 1 439         | 356               | 425           |
| [220] Grogol             | 1 261                    | 1 079         | 235               | 532           |
| [230] Tarokan            | 1 961                    | 1 677         | 342               | 432           |
| <b>Kabupaten Kediri</b>  | <b>37 956</b>            | <b>32 487</b> | <b>29 142</b>     | <b>15 603</b> |

Catatan/Note: ...

Sumber/Sources: Kantor Kementerian Agama Kabupaten Kediri/ Office of the Ministry of Religious Affairs of Kediri Regency

**Tabel 4.3.7** Jumlah Jama'ah Haji di Kabupaten Kediri menurut Jenis Kelamin dan Kecamatan, 2018 - 2019  
**Number of Hajj Pilgrims in Kediri Regency by Sex and Subdistricts, 2019**

| Kecamatan<br>Subdistrict | Laki-laki<br>Male |            | Perempuan<br>Female |            | Jumlah<br>Total |              |
|--------------------------|-------------------|------------|---------------------|------------|-----------------|--------------|
|                          | 2018              | 2019       | 2018                | 2019       | 2018            | 2019         |
| (1)                      | (2)               | (3)        | (4)                 | (5)        | (6)             | (7)          |
| [010] Mojo               | 30                | 46         | 12                  | 53         | 42              | 99           |
| [020] Semen              | 12                | 21         | 20                  | 32         | 32              | 53           |
| [030] Ngadiluwih         | 50                | 40         | 41                  | 44         | 91              | 84           |
| [040] Kras               | 25                | 18         | 37                  | 22         | 62              | 40           |
| [050] Ringinrejo         | 26                | 25         | 30                  | 25         | 56              | 50           |
| [060] Kandat             | 30                | 22         | 29                  | 35         | 59              | 57           |
| [070] Wates              | 50                | 38         | 53                  | 40         | 103             | 78           |
| [080] Ngancar            | 5                 | 17         | 8                   | 12         | 13              | 29           |
| [090] Plosoklaten        | 15                | 8          | 17                  | 10         | 32              | 18           |
| [100] Gurah              | 20                | 31         | 26                  | 39         | 46              | 70           |
| [110] Puncu              | 5                 | 8          | 15                  | 13         | 20              | 21           |
| [120] Kepung             | 30                | 29         | 31                  | 30         | 61              | 59           |
| [130] Kandangan          | 7                 | 11         | 7                   | 14         | 14              | 25           |
| [140] Pare               | 59                | 42         | 41                  | 31         | 100             | 73           |
| [141] Badas              | 14                | 23         | 16                  | 28         | 30              | 51           |
| [150] Kunjang            | 12                | 8          | 16                  | 14         | 28              | 22           |
| [160] Plemahan           | 10                | 14         | 15                  | 18         | 25              | 32           |
| [170] Purwoasri          | 20                | 17         | 23                  | 24         | 43              | 41           |
| [180] Papar              | 20                | 12         | 21                  | 17         | 41              | 29           |
| [190] Pagu               | 15                | 19         | 15                  | 23         | 30              | 42           |
| [191] Kayenkidul         | 16                | 12         | 20                  | 20         | 36              | 32           |
| [200] Gampengrejo        | 20                | 14         | 21                  | 15         | 41              | 29           |
| [201] Ngasem             | 31                | 40         | 36                  | 48         | 67              | 88           |
| [210] Banyak             | 16                | 17         | 20                  | 16         | 36              | 33           |
| [220] Grogol             | 20                | 14         | 23                  | 12         | 43              | 26           |
| [230] Tarokan            | 9                 | 18         | 11                  | 16         | 20              | 34           |
| <b>Kabupaten Kediri</b>  | <b>567</b>        | <b>564</b> | <b>604</b>          | <b>651</b> | <b>1 171</b>    | <b>1 215</b> |

Catatan/Note: ...

Sumber/Source: Kantor Kementerian Agama Kabupaten Kediri/ Office of the Ministry of Religious Affairs of Kediri Regency



**Tabel**  
**Table** 4.3.8

**Jumlah Jama'ah Haji Kabupaten Kediri yang diberangkatkan dan yang meninggal dunia di Tanah Suci menurut Jenis Kelamin, 2008-2019**  
*The number of Kediri Regency Hajj pilgrims who departed and who died in the Holy Land by Sex, 2008-2019*

| Tahun<br>Years  | Laki-laki<br>Male | Perempuan<br>Female | Jumlah<br>Total |
|---|-------------------|---------------------|-----------------|
| (1)   | (2)               | (3)                 | (4)             |
| Jumlah Jama'ah yang diberangkatkan/ Number of<br>Jama'ah dispatched:                        |                   |                     |                 |
| 2008  | 428               | 462                 | 890             |
| 2009  | 386               | 441                 | 827             |
| 2010  | 422               | 436                 | 858             |
| 2011  | 420               | 444                 | 864             |
| 2012  | 359               | 423                 | 782             |
| 2013  | 420               | 444                 | 864             |
| 2014  | 371               | 418                 | 789             |
| 2015  | 442               | 511                 | 953             |
| 2016  | 481               | 484                 | 965             |
| 2017  | 573               | 580                 | 1 153           |
| 2018  | 567               | 604                 | 1 171           |
| 2019  | 564               | 651                 | 1 215           |
| Jumlah Jama'ah yang meninggal di Tanah Suci/ Number<br>of Jama'ah who died in the Holy Land |                   |                     |                 |
| 2008  | 1                 | -                   | 1               |
| 2009  | 2                 | 1                   | 3               |
| 2010  | 1                 | 1                   | 2               |
| 2011  | 2                 | 1                   | 3               |
| 2012  | 2                 | 1                   | 3               |
| 2012  | 3                 | -                   | 3               |
| 2013  | 2                 | 1                   | 3               |
| 2014  | 1                 | -                   | 1               |
| 2015  | 9                 | 2                   | 11              |
| 2016  | 4                 | -                   | 4               |
| 2017  | 5                 | 2                   | 7               |
| 2018  | 2                 | 1                   | 3               |
| 2019  | 3                 | 2                   | 5               |

Catatan/Note: ...

Sumber/Source: Kantor Kementerian Agama Kabupaten Kediri/ Office of the Ministry of Religious Affairs of Kediri Regency

**Tabel**  
**Table** 4.3.9

**Jumlah Desa<sup>1</sup>/Kelurahan di Kabupaten Kediri yang Mengalami Bencana Alam<sup>2</sup> Menurut Kecamatan, 2011–2018**  
**Number of Villages<sup>1</sup> in Kediri Regency that Had Natural Disaster<sup>2</sup> by Subdistrict, 2011–2018**

| Kecamatan<br>Subdistrict | Banjir/Flood |           |           |
|--------------------------|--------------|-----------|-----------|
|                          | 2011         | 2014      | 2018      |
| (1)                      | (2)          | (3)       | (4)       |
| [010] Mojo               | 2            | -         | 4         |
| [020] Semen              | -            | -         | 1         |
| [030] Ngadiluwih         | 1            | -         | 1         |
| [040] Kras               | 11           | 5         | 2         |
| [050] Ringinrejo         | -            | -         | -         |
| [060] Kandat             | 1            | -         | -         |
| [070] Wates              | -            | -         | -         |
| [080] Ngancar            | 1            | -         | -         |
| [090] Plosoklaten        | -            | 2         | -         |
| [100] Gurah              | -            | 1         | -         |
| [110] Puncu              | -            | -         | -         |
| [120] Kepung             | 1            | -         | 1         |
| [130] Kandangan          | -            | 1         | -         |
| [140] Pare               | 4            | -         | 1         |
| [141] Badas              | 1            | -         | 1         |
| [150] Kunjang            | 1            | -         | 1         |
| [160] Plemahan           | -            | -         | 4         |
| [170] Purwoasri          | 2            | -         | -         |
| [180] Papar              | -            | 3         | 5         |
| [190] Pagu               | -            | -         | -         |
| [191] Kayenkidul         | -            | -         | -         |
| [200] Gampengrejo        | 5            | -         | 4         |
| [201] Ngasem             | -            | -         | 1         |
| [210] Banyakan           | 4            | 1         | 3         |
| [220] Grogol             | 1            | 3         | 6         |
| [230] Tarokan            | 6            | 6         | 8         |
| <b>Kabupaten Kediri</b>  | <b>41</b>    | <b>22</b> | <b>43</b> |

Lanjutan Tabel/*Continued Table* 4.3.9

| Kecamatan<br><i>Subdistrict</i> | Gempa Bumi/ <i>Earthquake</i> |          |           |
|---------------------------------|-------------------------------|----------|-----------|
|                                 | 2011                          | 2014     | 2018      |
| (1)                             | (5)                           | (6)      | (7)       |
| [010] Mojo                      | -                             | -        | -         |
| [020] Semen                     | -                             | -        | 1         |
| [030] Ngadiluwih                | -                             | -        | -         |
| [040] Kras                      | -                             | -        | -         |
| [050] Ringinrejo                | -                             | -        | -         |
| [060] Kandat                    | -                             | -        | 11        |
| [070] Wates                     | -                             | -        | -         |
| [080] Ngancar                   | -                             | -        | -         |
| [090] Plosoklaten               | -                             | -        | -         |
| [100] Gurah                     | -                             | -        | -         |
| [110] Puncu                     | -                             | -        | -         |
| [120] Kepung                    | -                             | -        | -         |
| [130] Kandangan                 | -                             | -        | -         |
| [140] Pare                      | -                             | -        | -         |
| [141] Badas                     | -                             | -        | -         |
| [150] Kunjang                   | -                             | -        | -         |
| [160] Plemahan                  | -                             | -        | -         |
| [170] Purwoasri                 | -                             | -        | -         |
| [180] Papar                     | -                             | -        | -         |
| [190] Pagu                      | -                             | -        | -         |
| [191] Kayenkidul                | -                             | -        | -         |
| [200] Gampengrejo               | -                             | -        | -         |
| [201] Ngasem                    | -                             | -        | -         |
| [210] Banyakan                  | -                             | -        | -         |
| [220] Grogol                    | -                             | -        | -         |
| [230] Tarokan                   | -                             | -        | -         |
| <b>Kabupaten Kediri</b>         | <b>-</b>                      | <b>-</b> | <b>12</b> |

Lanjutan Tabel/Continued Table 4.3.9

| Kecamatan<br>Subdistrict | Tanah Longsor/Landslide |          |           |
|--------------------------|-------------------------|----------|-----------|
|                          | 2011                    | 2014     | 2018      |
| (1)                      | (8)                     | (9)      | (10)      |
| [010] Mojo               | 11                      | 7        | 10        |
| [020] Semen              | 1                       | -        | 5         |
| [030] Ngadiluwih         | -                       | -        | -         |
| [040] Kras               | -                       | -        | -         |
| [050] Ringinrejo         | -                       | -        | -         |
| [060] Kandat             | -                       | -        | -         |
| [070] Wates              | -                       | -        | -         |
| [080] Ngancar            | -                       | -        | -         |
| [090] Plosoklaten        | -                       | -        | 1         |
| [100] Gurah              | 1                       | -        | -         |
| [110] Puncu              | -                       | -        | 1         |
| [120] Kepung             | 1                       | -        | 1         |
| [130] Kandangan          | -                       | -        | -         |
| [140] Pare               | -                       | -        | -         |
| [141] Badas              | -                       | -        | -         |
| [150] Kunjang            | -                       | -        | -         |
| [160] Plemahan           | -                       | -        | -         |
| [170] Purwoasri          | -                       | -        | -         |
| [180] Papar              | -                       | -        | -         |
| [190] Pagu               | -                       | -        | -         |
| [191] Kayenkidul         | -                       | -        | -         |
| [200] Gampengrejo        | -                       | -        | -         |
| [201] Ngasem             | -                       | -        | -         |
| [210] Banyakan           | -                       | -        | -         |
| [220] Grogol             | 1                       | 1        | 1         |
| [230] Tarokan            | -                       | 1        | 3         |
| <b>Kabupaten Kediri</b>  | <b>15</b>               | <b>9</b> | <b>22</b> |

Catatan/Note: <sup>1</sup> Desa pada tabel ini termasuk Unit Permukiman Transmigrasi (UPT) yang masih dibina oleh kementerian terkait dan nagari di Provinsi Sumatera Barat/Villages in this table are included in Transmigration Settlement Unit which is still fostered by the relevant ministries and the nagari in the Province of Sumatera Barat

<sup>2</sup> Terjadi dalam tiga tahun terakhir sampai dengan saat pencacahan/Occured during the last three years by the time of enumeration

Sumber/Source: BPS, Pendataan Potensi Desa (Podes)/BPS-Statistics Indonesia, Village Potential Data Collecting

**Tabel**  
**Table** 4.3.10**Pelanggaran Lalu Lintas Jalan Raya di Kabupaten Kediri ,  
2015-2019**  
*Crime cases reported and resolved in Kediri Regency, 2015-  
2019*

| <b>Jenis pelanggaran</b><br><i>Type of violation</i> | <b>2015</b>   | <b>2016</b>   | <b>2017</b>   | <b>2018</b>   | <b>2019</b>   |
|--|---------------|---------------|---------------|---------------|---------------|
| (1)  | (2)           | (3)           | (4)           | (5)           | (6)           |
| 1. Surat-surat                                       | 4 221         | 14 955        | 19 674        | 34 397        | 24 524        |
| 2. Batas muatan                                      | 356           | 747           | 1 343         | 946           | 689           |
| 3. Batas kecepatan                                   | 128           | -             | -             | 6             | -             |
| 4. Marka / Rambu                                     | 2 394         | 3 745         | 2 612         | 6 505         | 4 052         |
| 5. Perlengkapan                                      | 1 837         | 511           | 1 103         | 1 649         | 1 390         |
| 6. Lain-lain   | 3 622         | 25 353        | 7 191         | 11 197        | 7 448         |
| <b>Kabupaten Kediri</b>                              | <b>12 558</b> | <b>45 311</b> | <b>31 923</b> | <b>54 700</b> | <b>38 103</b> |

Catatan/Note: ...

Sumber/Source: Kepolisian Resort Kabupaten Kediri dan Kota Kediri/ Kediri Regency Police Resort and Kediri Municipality Police Resort

**Tabel**  
**Table** 4.3.11

**Jumlah Kecelakaan Lalu Lintas, Jenis Korban dan Kerugian menurut Kecamatan di Wilayah Kepolisian Resort Kediri, 2018-2019**  
**Number of Traffic Accidents, Types of Victims and Losses by Subdistrict at Kediri Resort Police Region, 2018-2019**

| Kecamatan<br>Subdistrict | Jumlah<br>Kecelakaan<br>Number of<br>Accidents | 2018         |                                |                               | Kerugian<br>Materil<br>Material Loss<br>(000 Rp.) |
|--------------------------|--|--------------|--------------------------------|-------------------------------|---|
|                          |  | Mati<br>Died | Luka Berat<br>Serious injuries | Luka Ringan<br>Minor injuries |   |
| (1)                      | (2)  | (3)          | (4)                            | (5)                           | (6)   |
| [010] Mojo               | 68   | 12           | -                              | 84                            | 43 700  |
| [020] Semen              | 17   | 2            | -                              | 12                            | 20 000  |
| [030] Ngadiluwih         | 82   | -            | 6                              | 129                           | 57 100  |
| [040] Kras               | 77   | 2            | 6                              | 128                           | 25 870  |
| [050] Ringinrejo         | 50   | 1            | 3                              | 83                            | 48 500  |
| [060] Kandat             | 60   | 3            | 5                              | 87                            | 45 470  |
| [070] Wates              | 96   | 3            | 6                              | 142                           | 54 500  |
| [080] Ngancar            | 47   | 3            | 5                              | 78                            | 24 100  |
| [090] Plosoklaten        | 40   | 1            | 1                              | 70                            | 9 740   |
| [100] Gurah              | 91   | 1            | 3                              | 167                           | 31 000  |
| [110] Puncu              | 45   | 1            | 2                              | 76                            | 9 750   |
| [120] Kepung             | 53   | 1            | 3                              | 80                            | 27 450  |
| [130] Kandangan          | 20   | -            | 2                              | 31                            | 9 410   |
| [140] Pare               | 151  | 4            | 4                              | 213                           | 35 050  |
| [141] Badas              | 52   | 2            | 1                              | 72                            | 64 500  |
| [150] Kunjang            | 16   | 1            | -                              | 38                            | 7 740   |
| [160] Plemahan           | 53   | 2            | 4                              | 80                            | 14 200  |
| [170] Purwoasri          | 52   | 2            | 3                              | 84                            | 20 100  |
| [180] Papar              | 58   | 5            | 5                              | 77                            | 74 100  |
| [190] Pagu               | 50   | 2            | 1                              | 78                            | 25 410  |
| [191] Kayenkidul         | 19   | 1            | -                              | 32                            | 8 500   |
| [200] Gampengrejo        | 38   | -            | 2                              | 54                            | 48 260  |
| [201] Ngasem             | 110  | 3            | 6                              | 165                           | 112 354   |
| [210] Banyakan           | 33   | 6            | -                              | 38                            | 19 300  |
| [220] Grogol             | 39   | 5            | -                              | 52                            | 20 050  |
| [230] Tarokan            | 42   | 8            | 1                              | 56                            | 22 690  |
| <b>Kabupaten Kediri</b>  | <b>1 459</b>                                   | <b>71</b>    | <b>69</b>                      | <b>2 206</b>                  | <b>878 844</b>                                    |

Lanjutan Tabel/Continued Table 4.3.11

| Kecamatan<br>Subdistrict | Jumlah<br>Kecelakaan<br>Number of<br>Accidents | 2019         |                                |                                | Kerugian<br>Materil<br>Material Loss<br>(000 Rp.) |
|--------------------------|--|--------------|--------------------------------|--------------------------------|---|
|                          |  | Mati<br>Died | Jenis Korban<br>Type of Victim | Luka Berat<br>Serious injuries |   |
| (1)                      | (7)  | (8)          | (9)                            | (10)                           | (11)  |
| [010] Mojo               | 52   | 10           | -                              | 69                             | 39 550  |
| [020] Semen              | 29   | 4            | 1                              | 34                             | 23 150  |
| [030] Ngadiluwih         | 84   | 3            | 4                              | 177                            | 24 500  |
| [040] Kras               | 52   | 2            | 2                              | 115                            | 18 500  |
| [050] Ringinrejo         | 39   | -            | 4                              | 55                             | 54 000  |
| [060] Kandat             | 73   | 2            | 5                              | 94                             | 15 000  |
| [070] Wates              | 90   | 2            | 5                              | 129                            | 34 500  |
| [080] Ngancar            | 39   | -            | 4                              | 64                             | 4 500   |
| [090] Plosoklaten        | 61   | 1            | 7                              | 92                             | 32 500  |
| [100] Gurah              | 85   | 2            | 2                              | 145                            | 54 200  |
| [110] Puncu              | 35   | -            | 4                              | 47                             | 21 000  |
| [120] Kepung             | 55   | -            | 4                              | 90                             | 16 600  |
| [130] Kandangan          | 29   | 1            | 3                              | 33                             | 25 000  |
| [140] Pare               | 150  | 4            | 21                             | 201                            | 87 540  |
| [141] Badas              | 54   | 3            | 3                              | 64                             | 11 500  |
| [150] Kunjang            | 45   | -            | 6                              | 38                             | 21 630  |
| [160] Plemahan           | 74   | 4            | 9                              | 93                             | 69 850  |
| [170] Purwoasri          | 56   | -            | 3                              | 64                             | 11 400  |
| [180] Papar              | 52   | 1            | 4                              | 78                             | 21 000  |
| [190] Pagu               | 98   | 1            | 1                              | 96                             | 24 500  |
| [191] Kayenkidul         | 37   | 2            | 1                              | 46                             | 45 000  |
| [200] Gampengrejo        | 53   | -            | 13                             | 87                             | 21 000  |
| [201] Ngasem             | 141  | 3            | 8                              | 214                            | 613 720   |
| [210] Banyakan           | 36   | 6            | -                              | 47                             | 17 500  |
| [220] Grogol             | 56   | 9            | 1                              | 63                             | 26 050  |
| [230] Tarokan            | 34   | 8            | -                              | 53                             | 60 000  |
| <b>Kabupaten Kediri</b>  | <b>1 609</b>                                   | <b>68</b>    | <b>115</b>                     | <b>2 288</b>                   | <b>1 393 690</b>                                  |

Catatan/Note: ...

Sumber/Source: Kepolisian Resort Kabupaten Kediri dan Kota Kediri/ Kediri Regency Police Resort and Kediri Municipality Police Resort

**Tabel**  
**Table** 4.3.12

**Jumlah Surat Ijin Mengemudi (SIM) yang dikeluarkan setiap bulan oleh Polres Kediri menurut Jenisnya, 2018-2019**  
**Number of Driver's License (SIM) issued every month by Kediri Police by Type, 2018-2019**

| Bulan<br>Month          | A             |               | A Umum    |          | C             |               | D          |           |
|-------------------------|---------------|---------------|-----------|----------|---------------|---------------|------------|-----------|
|                         | 2018          | 2019          | 2018      | 2019     | 2018          | 2019          | 2018       | 2019      |
| (1)                     | (2)           | (3)           | (4)       | (5)      | (6)           | (7)           | (8)        | (9)       |
| Januari/ January        | 2 997         | 719           | 1         | -        | 8 910         | 3 161         | ...        | -         |
| Februari/ February      | 2 647         | 788           | 2         | 1        | 7 737         | 2 931         | ...        | 2         |
| Maret/ March            | 2 512         | 1 084         | 1         | -        | 7 891         | 3 519         | ...        | 16        |
| April/ April            | 2 938         | 1 127         | 2         | -        | 8 977         | 4 076         | ...        | -         |
| Mei/ May                | 3 385         | 1 372         | 2         | -        | 10 492        | 4 674         | ...        | -         |
| Juni/ June              | 2 709         | 1 267         | 1         | -        | 8 914         | 4 715         | ...        | -         |
| Juli/ July              | 3 500         | 1 234         | -         | -        | 11 275        | 5 173         | ...        | -         |
| Agustus/ August         | 2 766         | 1 352         | 2         | -        | 9 073         | 4 956         | ...        | 2         |
| September/ September    | 1 770         | 1 450         | -         | 1        | 5 340         | 5 105         | ...        | 1         |
| Oktober/ October        | 2 260         | 1 533         | 1         | 1        | 6 652         | 5 081         | ...        | 3         |
| November/ November      | 2 551         | 1 059         | -         | -        | 6 602         | 4 103         | ...        | 2         |
| Desember/ December      | 1 457         | 1 170         | 1         | 1        | 5 820         | 4 543         | ...        | 4         |
| <b>Kabupaten Kediri</b> | <b>31 492</b> | <b>14 155</b> | <b>13</b> | <b>4</b> | <b>97 683</b> | <b>52 037</b> | <b>...</b> | <b>30</b> |



Lanjutan Tabel/*Continued Table* 4.3.12

| Bulan<br>Month              | B1          |              | B1 Umum    |            | B2         |            | B2 Umum      |              |
|-----------------------------|-------------|--------------|------------|------------|------------|------------|--------------|--------------|
|                             | 2018        | 2019         | 2018       | 2019       | 2018       | 2019       | 2018         | 2019         |
| (1)                         | (10)        | (11)         | (12)       | (13)       | (14)       | (15)       | (16)         | (17)         |
| Januari/ <i>January</i>     | 261         | 65           | 86         | 60         | 48         | 22         | 127          | 68           |
| Februari/ <i>February</i>   | 205         | 123          | 80         | 66         | 29         | 27         | 126          | 90           |
| Maret/ <i>March</i>         | 200         | 135          | 78         | 72         | 38         | 22         | 141          | 103          |
| April/ <i>April</i>         | 214         | 126          | 89         | 83         | 58         | 28         | 144          | 123          |
| Mei/ <i>May</i>             | 209         | 146          | 109        | 112        | 43         | 24         | 157          | 148          |
| Juni/ <i>June</i>           | 163         | 140          | 73         | 80         | 43         | 34         | 160          | 107          |
| Juli/ <i>July</i>           | 214         | 120          | 98         | 90         | 56         | 24         | 173          | 126          |
| Agustus/ <i>August</i>      | 201         | 157          | 75         | 95         | 45         | 40         | 153          | 141          |
| September/ <i>September</i> | 115         | 162          | 44         | 81         | 31         | 29         | 92           | 106          |
| Oktober/ <i>October</i>     | 122         | 183          | 52         | 75         | 37         | 33         | 121          | 115          |
| Nopember/ <i>November</i>   | 106         | 106          | 55         | 51         | 32         | 23         | 128          | 94           |
| Desember/ <i>December</i>   | 115         | 93           | 74         | 62         | 38         | 24         | 129          | 129          |
| <b>Kabupaten Kediri</b>     | <b>2125</b> | <b>1 556</b> | <b>913</b> | <b>927</b> | <b>498</b> | <b>330</b> | <b>1 651</b> | <b>1 350</b> |

Catatan/Note: ... Data tidak tersedia/ *Data not available*

Sumber/Source: Kepolisian Resort Pare Kabupaten Kediri/ *Pare Kediri Regency Police Resort*

**Tabel** 4.3.13 **Jumlah Perkara Pidana yang dilaporkan dan diselesaikan oleh Kejaksaan Negeri Kediri Menurut Jenis Perkara dan Bulan Kalender, 2018-2019**  
**Number of Criminal Cases reported and settled by Prosecutor's Office of Kediri Regency by Type of Case and Month Calendar, 2018-2019**

| Bulan<br>Month          | Biasa/ Ordinary |            | Ekonomi/ Economic |          | Pelanggaran Ringan/<br>Light Violation |          |
|-------------------------|-----------------|------------|-------------------|----------|--|----------|
|                         | 2018            | 2019       | 2018              | 2019     | 2018                                   | 2019     |
| (1)                     | (2)             | (3)        | (4)               | (5)      | (6)                                    | (7)      |
| Januari/ January        | 2               | 25         | -                 | -        | 2                                      | -        |
| Februari/ February      | 1               | 18         | -                 | -        | 1                                      | -        |
| Maret/ March            | -               | 10         | -                 | -        | -                                      | -        |
| April/ April            | 2               | 15         | -                 | -        | 2                                      | -        |
| Mei/ May                | 2               | 25         | -                 | -        | 2                                      | -        |
| Juni/ June              | 3               | 19         | -                 | -        | 3                                      | -        |
| Juli/ July              | 2               | 25         | -                 | -        | 2                                      | -        |
| Agustus/ August         | 1               | 21         | -                 | -        | 1                                      | -        |
| September/ September    | -               | 36         | -                 | -        | -                                      | -        |
| Oktober/ October        | -               | 13         | -                 | -        | -                                      | -        |
| Nopember/ November      | -               | 15         | -                 | -        | -                                      | -        |
| Desember/ December      | 2               | 14         | -                 | -        | 2                                      | -        |
| <b>Kabupaten Kediri</b> | <b>15</b>       | <b>236</b> | <b>-</b>          | <b>-</b> | <b>15</b>                              | <b>-</b> |

Lanjutan Tabel/*Continued Table* 4.3.13

| Bulan<br>Month              | Subversi/ <i>Subversion</i> |      | Imigrasi/ <i>Immigration</i> |      | Korupsi/ <i>Corruption</i> |      |
|-----------------------------|-----------------------------|------|------------------------------|------|----------------------------|------|
|                             | 2018                        | 2019 | 2018                         | 2019 | 2018                       | 2019 |
| (1)                         | (8)                         | (9)  | (10)                         | (11) | (12)                       | (13) |
| Januari/ <i>January</i>     | -                           | -    | -                            | -    | -                          | -    |
| Februari/ <i>February</i>   | -                           | -    | -                            | -    | -                          | -    |
| Maret/ <i>March</i>         | -                           | -    | -                            | -    | -                          | -    |
| April/ <i>April</i>         | -                           | -    | -                            | -    | -                          | -    |
| Mei/ <i>May</i>             | -                           | -    | -                            | -    | -                          | -    |
| Juni/ <i>June</i>           | -                           | -    | -                            | -    | 1                          | -    |
| Juli/ <i>July</i>           | -                           | -    | -                            | -    | -                          | -    |
| Agustus/ <i>August</i>      | -                           | -    | -                            | -    | -                          | -    |
| September/ <i>September</i> | -                           | -    | -                            | -    | -                          | -    |
| Oktober/ <i>October</i>     | -                           | -    | -                            | -    | 4                          | -    |
| Nopember/ <i>November</i>   | -                           | -    | -                            | -    | -                          | -    |
| Desember/ <i>December</i>   | -                           | -    | -                            | -    | -                          | -    |
| <b>Kabupaten Kediri</b>     | -                           | -    | -                            | -    | <b>5</b>                   | -    |

Lanjutan Tabel/Continued Table 4.3.13

| Bulan<br>Month          | Narkotika/ Narcotics |           | Psikotropika dan Obat Keras/<br>Psychotropic and Hard Medicines |            |
|-------------------------|----------------------|-----------|---|------------|
|                         | 2018                 | 2019      | 2018  | 2019       |
| (1)                     | (14)                 | (15)      | (16)  | (17)       |
| Januari/ January        | -                    | 3         | 16  | 10         |
| Februari/ February      | 1                    | 12        | 25  | 40         |
| Maret/ March            | 4                    | 7         | 13  | 2          |
| April/ April            | 2                    | 4         | 27  | 17         |
| Mei/ May                | 7                    | 5         | 12  | 14         |
| Juni/ June              | 7                    | 3         | 9   | 5          |
| Juli/ July              | 8                    | 2         | 10  | 23         |
| Agustus/ August         | 6                    | -         | 18  | 8          |
| September/ September    | 6                    | 2         | 27  | 11         |
| Oktober/ October        | 3                    | 2         | 23  | 14         |
| Nopember/ November      | 3                    | 7         | 14  | 14         |
| Desember/ December      | 4                    | 4         | 8   | 18         |
| <b>Kabupaten Kediri</b> | <b>51</b>            | <b>51</b> | <b>202</b>  | <b>176</b> |

Catatan/Note: ...

Sumber/Source: Kantor Kejaksaan Negeri Kediri/ Prosecutor's Office of Kediri Regency

**Tabel**  
**Table** 4.3.14

**Jumlah Perkara yang diselesaikan oleh Kejaksaan Negeri Kediri menurut Bulan Kalender, 2018-2019**  
**Number of Cases completed by Prosecutor's Office of Kediri Regency by Calendar Month, 2018-2019**

| Bulan<br>Month          | Dilimpahkan<br>Delivered |            | Dikesampingkan<br>Be ruled out |          | Dikirim ke Kejaksaan<br>Lain/ Instansi Lain<br>Sent to another<br>Procuratorate/ Other<br>Agencies |          |
|-------------------------|--------------------------|------------|--------------------------------|----------|--|----------|
|                         | 2018                     | 2019       | 2018                           | 2019     | 2018   | 2019     |
| (1)                     | (2)                      | (3)        | (4)                            | (5)      | (6)  | (7)      |
| Januari/ January        | 75                       | 21         | -                              | -        | -  | -        |
| Februari/ February      | 82                       | 44         | -                              | -        | -  | -        |
| Maret/ March            | 66                       | 28         | -                              | -        | -  | -        |
| April/ April            | 74                       | 44         | -                              | -        | -  | -        |
| Mei/ May                | 67                       | 38         | -                              | -        | -  | -        |
| Juni/ June              | 52                       | 32         | -                              | -        | -  | -        |
| Juli/ July              | 51                       | 47         | -                              | -        | -  | -        |
| Agustus/ August         | 60                       | 38         | -                              | -        | -  | -        |
| September/ September    | 59                       | 39         | -                              | -        | -  | -        |
| Oktober/ October        | 67                       | 24         | -                              | -        | -  | -        |
| Nopember/ November      | 36                       | 41         | -                              | -        | -  | -        |
| Desember/ December      | 48                       | 28         | -                              | -        | -  | -        |
| <b>Kabupaten Kediri</b> | <b>737</b>               | <b>424</b> | <b>-</b>                       | <b>-</b> | <b>-</b>   | <b>-</b> |

Catatan/Note: ...

Sumber/Source: Kantor Kejaksaan Negeri Kediri/ Prosecutor's Office of Kediri Regency

**Tabel** 4.3.15 **Perkara Perdata yang masuk dan diputus Pengadilan Negeri Kabupaten Kediri, 2018-2019**  
**Table** 4.3.15 **Civil Cases entered and terminated by District Court of Kediri Regency, 2018-2019**

| Uraian<br>Descriptions  | Gugatan<br>Lawsuit |      | Gugatan Sederhana<br>Simple Suit |      | Permohonan<br>Accusation |      |
|-------------------------|--------------------|------|----------------------------------|------|--------------------------|------|
|                         | 2018               | 2019 | 2018                             | 2019 | 2018                     | 2019 |
| (1)                     | (2)                | (3)  | (4)                              | (5)  | (6)                      | (7)  |
| Sisa Perkara tahun lalu | 32                 | 43   | -                                | 1    | 8                        | 12   |
| Perkara yang masuk      | 158                | 201  | 20                               | 72   | 332                      | 596  |
| Perkara yang diputus    | 147                | 206  | 19                               | 60   | 328                      | 592  |
| Sisa Perkara            | 43                 | 38   | 1                                | 13   | 12                       | 16   |

Catatan/Note: Termasuk perkara akte kelahiran/ Including the birth certificate case

Sumber/Source: Pengadilan Negeri Kabupaten Kediri/ District Court of Kediri Regency

**Tabel**  
**Table** 4.3.16

**Perkara Pidana yang masuk dan diputus Pengadilan Negeri Kabupaten Kediri, 2018-2019**  
**Perkara Pidana yang masuk dan diputus Pengadilan Negeri Kabupaten Kediri, 2018-2019**

| Uraian<br>Descriptions  | Biasa/ Khusus<br>Ordinary / Special |      | Anak<br>Child |      | Tindak Pidana<br>Ringan (Tipiring)<br>Light Crimes |      | Pelanggaran Lalu<br>Lintas<br>Traffic Violations |        |
|-------------------------|-------------------------------------|------|---------------|------|--|------|--|--------|
|                         | 2018                                | 2019 | 2018          | 2019 | 2018   | 2019 | 2018   | 2019   |
| (1)                     | (2)                                 | (3)  | (4)           | (5)  | (6)  | (7)  | (8)  | (9)    |
| Sisa Perkara tahun lalu | 77                                  | 93   | 1             | 1    | -  | -    | -  | -      |
| Perkara yang masuk      | 689                                 | 543  | 33            | 21   | 395  | 300  | 36 223   | 30 488 |
| Perkara yang diputus    | 673                                 | 572  | 33            | 21   | 395  | 300  | 36 223   | 30 488 |
| Sisa Perkara            | 93                                  | 64   | 1             | 1    | -  | -    | -  | -      |

Catatan/Note: Termasuk perkara akte kelahiran dan Pelanggaran lalu lintas/ This includes birth certificates and traffic violations  
Sumber/Source: Pengadilan Negeri Kabupaten Kediri/ District Court of Kediri Regency

**Tabel**  
**Table** 4.3.17

**Jumlah Terhukum yang diputus Pengadilan Negeri  
Kabupaten Kediri menurut Jenis Hukuman, 2018-2019**  
**Number of Punishable by District Court in Kediri Regency by  
Type of Punishment, 2018-2019**

| Uraian<br>Descriptions  | Hukuman penjara<br>Imprisonment |            | Hukuman lainnya<br>Another punishment |          |
|-------------------------|---------------------------------|------------|---------------------------------------|----------|
|                         | 2018                            | 2019       | 2018                                  | 2019     |
| (1)                     | (2)                             | (3)        | (4)                                   | (5)      |
| Laki-laki               | 754                             | 621        | -                                     | -        |
| Perempuan               | 3                               | 11         | -                                     | -        |
| Anak-anak *)            | 34                              | 15         | -                                     | -        |
| <b>Kabupaten Kediri</b> | <b>791</b>                      | <b>647</b> | <b>-</b>                              | <b>-</b> |

Catatan/Note: \* Umur 21 tahun kebawah/ Age 21 years and below

Sumber/Source: Pengadilan Negeri Kabupaten Kediri/ District Court of Kediri Regency



**Tabel**  
**Table** 4.3.18

**Jumlah Perkara Perdata yang Masuk di Pengadilan Negeri  
Kabupaten Kediri menurut Bulan Kalender, 2018-2019**  
**Number of Civil Cases Entered at the District Court of Kediri  
Regency by Calendar Month, 2018-2019**

| Bulan<br>Month          | Gugatan<br>Lawsuit |            | Gugatan Sederhana<br>Simple Lawsuit |           | Permohonan<br>Accusation |            |
|-------------------------|--------------------|------------|-------------------------------------|-----------|--------------------------|------------|
|                         | 2018               | 2019       | 2018                                | 2019      | 2018                     | 2019       |
| (1)                     | (2)                | (3)        | (4)                                 | (5)       | (6)                      | (7)        |
| Januari/ January        | 25                 | 22         | -                                   | 1         | 24                       | 58         |
| Februari/ February      | 9                  | 18         | -                                   | -         | 32                       | 56         |
| Maret/ March            | 15                 | 8          | -                                   | -         | 23                       | 63         |
| April/ April            | 15                 | 31         | -                                   | 12        | 23                       | 36         |
| Mei/ May                | 22                 | 15         | -                                   | 4         | 26                       | 42         |
| Juni/ June              | 5                  | 14         | -                                   | 2         | 10                       | 37         |
| Juli/ July              | 9                  | 22         | -                                   | 7         | 37                       | 70         |
| Agustus/ August         | 17                 | 9          | -                                   | 5         | 18                       | 52         |
| September/ September    | 10                 | 20         | -                                   | 7         | 48                       | 51         |
| Oktober/ October        | 15                 | 20         | -                                   | 8         | 40                       | 53         |
| Nopember/ November      | 21                 | 11         | -                                   | 14        | 26                       | 44         |
| Desember/ December      | 15                 | 11         | -                                   | 12        | 25                       | 34         |
| <b>Kabupaten Kediri</b> | <b>178</b>         | <b>201</b> | <b>-</b>                            | <b>72</b> | <b>332</b>               | <b>596</b> |

Catatan/Note: ...

Sumber/Source: Pengadilan Negeri Kabupaten Kediri/ District Court of Kediri Regency

**Tabel**  
**Table** 4.3.19

**Jumlah Perkara Perdata yang Bergantung pada  
Pengadilan Negeri Kabupaten Kediri setiap bulan  
menurut Bulan Kalender, 2018-2019**  
*Number of Civil Cases Depending on the District Court  
of Kediri Regency each month by Calendar Month, 2018-  
2019*

| Bulan<br>Month          | Gugatan<br>Lawsuit |            | Gugatan Sederhana<br>Simple Lawsuit |           | Permohonan<br>Accusation |            |
|-------------------------|--------------------|------------|-------------------------------------|-----------|--------------------------|------------|
|                         | 2018               | 2019       | 2018                                | 2019      | 2018                     | 2019       |
| (1)                     | (2)                | (3)        | (4)                                 | (5)       | (6)                      | (7)        |
| Januari/ January        | 47                 | 50         | -                                   | 1         | 22                       | 20         |
| Februari/ February      | 42                 | 58         | -                                   | -         | 14                       | 32         |
| Maret/ March            | 40                 | 52         | -                                   | -         | 10                       | 38         |
| April/ April            | 47                 | 65         | -                                   | 10        | 13                       | 19         |
| Mei/ May                | 48                 | 53         | -                                   | 4         | 8                        | 15         |
| Juni/ June              | 44                 | 57         | -                                   | 4         | 11                       | 28         |
| Juli/ July              | 45                 | 63         | -                                   | 7         | 15                       | 33         |
| Agustus/ August         | 41                 | 39         | -                                   | 4         | 8                        | 28         |
| September/ September    | 38                 | 46         | -                                   | 4         | 32                       | 29         |
| Oktober/ October        | 38                 | 43         | -                                   | 6         | 23                       | 15         |
| Nopember/ November      | 47                 | 35         | -                                   | 14        | 17                       | 19         |
| Desember/ December      | 44                 | 38         | -                                   | 13        | 12                       | 16         |
| <b>Kabupaten Kediri</b> | <b>521</b>         | <b>599</b> | <b>-</b>                            | <b>67</b> | <b>185</b>               | <b>292</b> |

Catatan/Note: ...

Sumber/Source: Pengadilan Negeri Kabupaten Kediri/ District Court of Kediri Regency

**Tabel**  
**Table** 4.3.20

**Jumlah Perkara Pidana yang masuk pada Pengadilan Negeri Kabupaten Kediri setiap bulan menurut Bulan Kalender, 2018-2019**  
**Number of Criminal Cases entered at the District Court of Kediri Regency each month by Calendar Month, 2018-2019**

| Bulan<br>Month          | Biasa/ Khusus<br>Ordinary/ Special |            | Anak<br>Child |           | Tindak Pidana<br>Ringan (Tipiring)<br>Light Crimes |            | Pelanggaran Lalu<br>Lintas<br>Traffic Violations |               |
|-------------------------|------------------------------------|------------|---------------|-----------|--|------------|--|---------------|
|                         | 2018                               | 2019       | 2018          | 2019      | 2018   | 2019       | 2018   | 2019          |
| (1)                     | (2)                                | (3)        | (4)           | (5)       | (6)  | (7)        | (8)  | (9)           |
| Januari/ January        | 73                                 | 29         | 1             | -         | 22   | 14         | 1 693  | 1 870         |
| Februari/ February      | 69                                 | 38         | 3             | 3         | 54   | 32         | 4 797  | 3 593         |
| Maret/ March            | 79                                 | 59         | 4             | 4         | 35   | 27         | 3 956  | 1 714         |
| April/ April            | 58                                 | 70         | 2             | 1         | 51   | 15         | 2 300  | 1 587         |
| Mei/ May                | 60                                 | 66         | 3             | 1         | 28   | 29         | 4 809  | 669           |
| Juni/ June              | 16                                 | 8          | 3             | 2         | 15   | 15         | 1 413  | 983           |
| Juli/ July              | 56                                 | 53         | 4             | 2         | 23   | 20         | 2 418  | 3 143         |
| Agustus/ August         | 47                                 | 42         | -             | -         | 49   | 27         | 3 042  | 3 595         |
| September/ September    | 58                                 | 53         | 3             | 1         | 26   | 19         | 1 928  | 3 940         |
| Oktober/ October        | 66                                 | 50         | 4             | 2         | 46   | 22         | 3 431  | 3 443         |
| Nopember/ November      | 40                                 | 39         | 3             | 3         | 20   | 46         | 4 747  | 3 885         |
| Desember/ December      | 67                                 | 36         | 3             | 2         | 26   | 34         | 1 689  | 2 066         |
| <b>Kabupaten Kediri</b> | <b>689</b>                         | <b>543</b> | <b>33</b>     | <b>21</b> | <b>395</b>   | <b>300</b> | <b>36 223</b>                                    | <b>30 488</b> |

Catatan/Note: ...

Sumber/Source: Pengadilan Negeri Kabupaten Kediri/ District Court of Kediri Regency

**Tabel**  
**Table** 4.3.21

**Jumlah Perkara/Terdakwa/Tertuduh yang diselesaikan di Pengadilan Negeri Kabupaten Kediri menurut Jenis Penyelesaian setiap bulan menurut Bulan Kalender, 2018-2019**

**Number of Cases / Defendants / Defendants settled in District Court of Kediri Regency by Type of Settlement each month by Calendar Month, 2018-2019**

| Bulan<br>Month          | Biasa/ Khusus<br>Ordinary / Special |            | Anak<br>Child |           | Tindak Pidana<br>Ringan (Tipiring)<br>Light Crimes |            | Pelanggaran Lalu<br>Lintas<br>Traffic Violations |               |
|-------------------------|-------------------------------------|------------|---------------|-----------|--|------------|--|---------------|
|                         | 2018                                | 2019       | 2018          | 2019      | 2018   | 2019       | 2018   | 2019          |
| (1)                     | (2)                                 | (3)        | (4)           | (5)       | (6)  | (7)        | (8)  | (9)           |
| Januari/ January        | 66                                  | 67         | 1             | 1         | 22   | 14         | 1 693  | 1 870         |
| Februari/ February      | 73                                  | 42         | 3             | 2         | 54   | 32         | 4 797  | 3 593         |
| Maret/ March            | 54                                  | 31         | 4             | -         | 35   | 27         | 3 956  | 1 714         |
| April/ April            | 61                                  | 45         | 2             | 6         | 51   | 15         | 2 300  | 1 587         |
| Mei/ May                | 76                                  | 82         | 3             | 1         | 28   | 29         | 4 809  | 669           |
| Juni/ June              | 33                                  | 26         | 3             | -         | 15   | 15         | 1 413  | 983           |
| Juli/ July              | 57                                  | 64         | 4             | 2         | 23   | 20         | 2 418  | 3 143         |
| Agustus/ August         | 56                                  | 46         | -             | 2         | 49   | 27         | 3 042  | 3 595         |
| September/ September    | 56                                  | 44         | 3             | -         | 26   | 19         | 1 928  | 3 940         |
| Oktober/ October        | 45                                  | 44         | 4             | 1         | 46   | 22         | 3 431  | 3 443         |
| Nopember/ November      | 57                                  | 40         | 3             | 3         | 20   | 46         | 4 747  | 3 885         |
| Desember/ December      | 39                                  | 41         | 3             | 3         | 26   | 34         | 1 689  | 2 066         |
| <b>Kabupaten Kediri</b> | <b>673</b>                          | <b>572</b> | <b>33</b>     | <b>21</b> | <b>395</b>   | <b>300</b> | <b>36 223</b>                                    | <b>30 488</b> |

Catatan/Note: ...

Sumber/Source: Pengadilan Negeri Kabupaten Kediri/ District Court of Kediri Regency

**Tabel**  
**Table** 4.3.22

**Sikap Terdakwa menurut Hasil Keputusan di Pengadilan Negeri Kabupaten Kediri setiap bulan menurut Bulan Kalender, 2018-2019**  
*Attitudes of the Defendant according to the Results of Decision in District Court of Kediri Regency every month by Calendar Month, 2018-2019*

| Bulan<br>Month          | Menerima<br>Admit |            | Banding<br>Appeal |          | Kasasi<br>Cassation |          | Grasi<br>Clemency |          |
|-------------------------|-------------------|------------|-------------------|----------|---------------------|----------|-------------------|----------|
|                         | 2018              | 2019       | 2018              | 2019     | 2018                | 2019     | 2018              | 2019     |
| (1)                     | (2)               | (3)        | (4)               | (5)      | (6)                 | (7)      | (8)               | (9)      |
| Januari/ January        | 62                | 80         | 3                 | 2        | 2                   | -        | -                 | -        |
| Februari/ February      | 69                | 75         | 5                 | 1        | 2                   | -        | -                 | -        |
| Maret/ March            | 55                | 55         | 2                 | 1        | 1                   | -        | -                 | -        |
| April/ April            | 60                | 65         | 2                 | 1        | 1                   | 3        | -                 | -        |
| Mei/ May                | 76                | 112        | 3                 | -        | 1                   | 1        | -                 | -        |
| Juni/ June              | 30                | 40         | 4                 | 1        | 2                   | -        | -                 | -        |
| Juli/ July              | 59                | 85         | 1                 | 1        | 1                   | -        | -                 | -        |
| Agustus/ August         | 56                | 75         | -                 | -        | -                   | -        | -                 | -        |
| September/ September    | 57                | 63         | 2                 | -        | -                   | -        | -                 | -        |
| Oktober/ October        | 47                | 67         | 1                 | -        | 1                   | -        | -                 | -        |
| Nopember/ November      | 58                | 88         | 2                 | 1        | -                   | 1        | -                 | -        |
| Desember/ December      | 39                | 77         | 2                 | 1        | 1                   | 1        | -                 | 1        |
| <b>Kabupaten Kediri</b> | <b>668</b>        | <b>882</b> | <b>27</b>         | <b>9</b> | <b>12</b>           | <b>6</b> | <b>-</b>          | <b>1</b> |

Catatan/Note: ...

Sumber/Source: Pengadilan Negeri Kabupaten Kediri/ District Court of Kediri Regency

**Tabel** 4.3.23 **Jumlah Perkara yang Diterima di Pengadilan Agama Kabupaten Kediri menurut Jenis Perkara dan Bulan Kalender, 2018-2019**  
**Number of Cases Received in Religion Court of Kediri Regency by Kind of Article and Calendar Month, 2018-2019**

| Bulan<br>Month          | Perkawinan<br>Marriage |              | Ekonomi Syariah<br>Islamic Economics |          | Kewarisan<br>Inheritance |          |
|-------------------------|------------------------|--------------|--------------------------------------|----------|--------------------------|----------|
|                         | 2018                   | 2019         | 2018                                 | 2019     | 2018                     | 2019     |
| (1)                     | (2)                    | (3)          | (4)                                  | (5)      | (6)                      | (7)      |
| Januari/ January        | 557                    | 754          | -                                    | -        | 2                        | 1        |
| Februari/ February      | 355                    | 386          | -                                    | -        | -                        | -        |
| Maret/ March            | 350                    | 328          | -                                    | 2        | -                        | -        |
| April/ April            | 337                    | 323          | 3                                    | -        | -                        | -        |
| Mei/ May                | 276                    | 258          | -                                    | 1        | 1                        | -        |
| Juni/ June              | 168                    | 328          | -                                    | -        | -                        | -        |
| Juli/ July              | 480                    | 482          | -                                    | -        | 1                        | 1        |
| Agustus/ August         | 377                    | 378          | -                                    | -        | -                        | -        |
| September/ September    | 266                    | 433          | -                                    | -        | 1                        | -        |
| Oktober/ October        | 314                    | 384          | -                                    | 1        | 1                        | 1        |
| November/ November      | 301                    | 408          | -                                    | -        | 1                        | 1        |
| Desember/ December      | 87                     | 164          | -                                    | -        | -                        | -        |
| <b>Kabupaten Kediri</b> | <b>3 868</b>           | <b>4 626</b> | <b>3</b>                             | <b>4</b> | <b>7</b>                 | <b>4</b> |

Lanjutan Tabel/*Continued Table* 4.3.23

| Bulan<br>Month              | Wasiat<br>Wasiat |      | Hibah<br>Grant |      | Wakaf<br>Endowments |      | Zakat/ Infag<br>Shodaqoh |      |
|-----------------------------|------------------|------|----------------|------|---------------------|------|--------------------------|------|
|                             | 2018             | 2019 | 2018           | 2019 | 2018                | 2019 | 2018                     | 2019 |
| (1)                         | (8)              | (9)  | (10)           | (11) | (12)                | (13) | (14)                     | (15) |
| Januari/ <i>January</i>     | -                | -    | -              | -    | -                   | -    | -                        | -    |
| Februari/ <i>February</i>   | -                | -    | -              | -    | -                   | -    | -                        | -    |
| Maret/ <i>March</i>         | -                | -    | -              | -    | -                   | -    | -                        | -    |
| April/ <i>April</i>         | -                | -    | -              | -    | -                   | -    | -                        | -    |
| Mei/ <i>May</i>             | -                | -    | -              | -    | -                   | -    | -                        | -    |
| Juni/ <i>June</i>           | -                | -    | -              | -    | -                   | -    | -                        | -    |
| Juli/ <i>July</i>           | -                | -    | -              | -    | -                   | -    | -                        | -    |
| Agustus/ <i>August</i>      | -                | -    | -              | -    | -                   | -    | -                        | -    |
| September/ <i>September</i> | -                | -    | -              | -    | -                   | -    | -                        | -    |
| Oktober/ <i>October</i>     | -                | -    | -              | -    | -                   | -    | -                        | -    |
| Nopember/ <i>November</i>   | -                | -    | -              | -    | -                   | -    | -                        | -    |
| Desember/ <i>December</i>   | -                | -    | -              | -    | -                   | -    | -                        | -    |
| <b>Kabupaten Kediri</b>     | -                | -    | -              | -    | -                   | -    | -                        | -    |

Lanjutan Tabel/Continued Table 4.3.23

| Bulan<br>Month          | P3HP/ Penetapan Ahli Waris<br>Determination of Beneficiary |           | Lain-lain<br>Others |            | Jumlah/Total |              |
|-------------------------|--|-----------|---------------------|------------|--------------|--------------|
|                         | 2018   | 2019      | 2018                | 2019       | 2018         | 2019         |
| (1)                     | (16)   | (17)      | (18)                | (19)       | (20)         | (21)         |
| Januari/ January        | -  | 1         | 44                  | 33         | 603          | 789          |
| Februari/ February      | 2  | 3         | 34                  | 15         | 391          | 404          |
| Maret/ March            | 1  | 1         | 31                  | 11         | 382          | 340          |
| April/ April            | -  | -         | 18                  | 12         | 358          | 336          |
| Mei/ May                | 1  | 2         | 24                  | 8          | 302          | 269          |
| Juni/ June              | 1  | 2         | 5                   | 6          | 174          | 337          |
| Juli/ July              | 1  | -         | 40                  | 12         | 522          | 494          |
| Agustus/ August         | 1  | 3         | 23                  | 3          | 401          | 385          |
| September/ September    | 1  | -         | 28                  | 10         | 296          | 443          |
| Oktober/ October        | 3  | -         | 26                  | 7          | 344          | 393          |
| Nopember/ November      | 3  | -         | 18                  | 3          | 323          | 412          |
| Desember/ December      | -  | -         | 4                   | -          | 91           | 164          |
| <b>Kabupaten Kediri</b> | <b>14</b>  | <b>12</b> | <b>295</b>          | <b>120</b> | <b>4 187</b> | <b>4 766</b> |

Catatan/Note: ...

Sumber/Source: Pengadilan Agama Kabupaten Kediri / Religious Court of Kediri Regency



**Tabel**  
**Table** 4.3.24

**Jumlah Perkara yang Diterima di Pengadilan Agama  
Kabupaten Kediri menurut Jenis Perkara Perkawinan dan  
Bulan Kalender, 2018-2019**  
*Number of Cases Received in Religion Court of Kediri  
Regency by Kind of Marriage and Calendar Month, 2018-  
2019*

| Bulan<br>Month          | Ijin Poligami<br>Polygamy Permit |           | Pencegahan<br>Perkawinan<br>Prevention of<br>Marriage |          | Penolakan<br>Perkawinan<br>Marriage<br>Disappoint-ment |          | Pembatalan<br>Perkawinan<br>Cancellation of<br>Marriage |          |
|-------------------------|----------------------------------|-----------|---|----------|--|----------|---|----------|
|                         | 2018                             | 2019      | 2018  | 2019     | 2018   | 2019     | 2018  | 2019     |
| (1)                     | (2)                              | (3)       | (4)   | (5)      | (6)  | (7)      | (8)   | (9)      |
| Januari/ January        | -                                | 2         | -   | -        | -  | -        | -   | -        |
| Februari/ February      | -                                | 2         | -   | -        | -  | -        | -   | 1        |
| Maret/ March            | 1                                | -         | -   | -        | -  | -        | -   | -        |
| April/ April            | -                                | 1         | -   | -        | -  | -        | -   | -        |
| Mei/ May                | -                                | -         | -   | -        | -  | -        | -   | -        |
| Juni/ June              | -                                | 1         | -   | -        | -  | -        | -   | -        |
| Juli/ July              | -                                | 1         | -   | -        | -  | -        | -   | -        |
| Agustus/ August         | 1                                | 4         | -   | -        | -  | -        | -   | -        |
| September/ September    | 2                                | -         | -   | -        | -  | -        | -   | -        |
| Oktober/ October        | 2                                | 1         | -   | -        | -  | -        | -   | -        |
| Nopember/ November      | 1                                | -         | -   | -        | -  | 1        | -   | -        |
| Desember/ December      | -                                | -         | -   | -        | -  | -        | -   | -        |
| <b>Kabupaten Kediri</b> | <b>7</b>                         | <b>12</b> | <b>-</b>  | <b>-</b> | <b>-</b>   | <b>1</b> | <b>-</b>  | <b>1</b> |

Lanjutan Tabel/*Continued Table 4.3.24*

| Bulan<br>Month              | Kelalaian atas<br>kewajiban suami<br><i>The negligence<br/>of the duty of the<br/>husband</i> |      | Cerai Talak<br><i>Talak Divorce</i> |              | Cerai Gugat<br><i>Divorce</i> |              | Harta Bersama<br><i>Mutual Property</i> |           |
|-----------------------------|---|------|-------------------------------------|--------------|-------------------------------|--------------|---|-----------|
|                             | 2018  | 2019 | 2018                                | 2019         | 2018                          | 2019         | 2018                                    | 2019      |
| (1)                         | (10)  | (11) | (12)                                | (13)         | (14)                          | (15)         | (16)                                    | (17)      |
| Januari/ <i>January</i>     | -   | -    | 143                                 | 185          | 385                           | 525          | -                                       | 1         |
| Februari/ <i>February</i>   | -   | -    | 91                                  | 91           | 247                           | 269          | 1                                       | -         |
| Maret/ <i>March</i>         | -   | -    | 84                                  | 87           | 234                           | 214          | 1                                       | 1         |
| April/ <i>April</i>         | -   | -    | 76                                  | 74           | 235                           | 229          | -                                       | -         |
| Mei/ <i>May</i>             | -   | -    | 75                                  | 72           | 172                           | 159          | 1                                       | 2         |
| Juni/ <i>June</i>           | -   | -    | 50                                  | 72           | 113                           | 238          | -                                       | 2         |
| Juli/ <i>July</i>           | -   | -    | 117                                 | 96           | 344                           | 343          | 1                                       | 2         |
| Agustus/ <i>August</i>      | -   | -    | 92                                  | 99           | 262                           | 251          | -                                       | -         |
| September/ <i>September</i> | -   | -    | 62                                  | 116          | 190                           | 293          | 1                                       | 2         |
| Oktober/ <i>October</i>     | -   | -    | 84                                  | 83           | 207                           | 274          | 1                                       | 2         |
| Nopember/ <i>November</i>   | -   | -    | 84                                  | 50           | 191                           | 194          | -                                       | -         |
| Desember/ <i>December</i>   | -   | -    | 19                                  | 29           | 61                            | 96           | 1                                       | -         |
| <b>Kabupaten Kediri</b>     | -   | -    | <b>977</b>                          | <b>1 054</b> | <b>2 641</b>                  | <b>3 085</b> | <b>7</b>                                | <b>12</b> |

Lanjutan Tabel/*Continued Table* 4.3.24

| Bulan<br>Month          | Penguasaan Anak<br>Child Mastery |          | Nafkah Oleh Ibu<br>Mother Salvation |          | Hak-hak bekas<br>Istri<br>The rights of<br>ex-wife |          | Pengesahan Anak<br>Child Verification |          |
|-------------------------|----------------------------------|----------|-------------------------------------|----------|--|----------|---------------------------------------|----------|
|                         | 2018                             | 2019     | 2018                                | 2019     | 2018   | 2019     | 2018                                  | 2019     |
| (1)                     | (18)                             | (19)     | (20)                                | (21)     | (22)   | (23)     | (24)                                  | (25)     |
| Januari/ January        | 2                                | 1        | -                                   | -        | -  | -        | 2                                     | -        |
| Februari/ February      | -                                | -        | -                                   | -        | -  | -        | -                                     | -        |
| Maret/ March            | 3                                | -        | -                                   | -        | -  | -        | -                                     | -        |
| April/ April            | 1                                | 2        | -                                   | -        | -  | -        | -                                     | -        |
| Mei/ May                | 2                                | 1        | -                                   | -        | -  | -        | -                                     | -        |
| Juni/ June              | -                                | 1        | -                                   | -        | -  | -        | -                                     | -        |
| Juli/ July              | 1                                | -        | -                                   | -        | -  | -        | -                                     | -        |
| Agustus/ August         | 2                                | 1        | -                                   | -        | -  | -        | -                                     | -        |
| September/ September    | 1                                | -        | -                                   | -        | -  | -        | -                                     | -        |
| Oktober/ October        | -                                | -        | -                                   | -        | -  | -        | -                                     | -        |
| Nopember/ November      | 1                                | -        | -                                   | -        | -  | -        | -                                     | -        |
| Desember/ December      | -                                | -        | -                                   | -        | -  | -        | -                                     | -        |
| <b>Kabupaten Kediri</b> | <b>13</b>                        | <b>6</b> | <b>-</b>                            | <b>-</b> | <b>-</b>   | <b>-</b> | <b>2</b>                              | <b>-</b> |

Lanjutan Tabel/Continued Table 4.3.24

| Bulan<br>Month          | Pencabutan<br>Kekuasaan Orang<br>Tua<br>Parent Revocation |      | Perwalian<br>Guardianship |           | Pencabutan<br>Kekuasaan Wali<br>Guardian Power<br>Revocation |      | Penunjukan Orang<br>Lain<br>Appointment of<br>Others |      |
|-------------------------|---|------|---------------------------|-----------|--|------|--|------|
|                         | 2018  | 2019 | 2018                      | 2019      | 2018   | 2019 | 2018   | 2019 |
| (1)                     | (26)  | (27) | (28)                      | (29)      | (30)   | (31) | (32)   | (33) |
| Januari/ January        | -   | -    | 1                         | 1         | -  | -    | -  | -    |
| Februari/ February      | -   | -    | -                         | -         | -  | -    | -  | -    |
| Maret/ March            | -   | -    | 1                         | -         | -  | -    | -  | -    |
| April/ April            | -   | -    | 1                         | -         | -  | -    | -  | -    |
| Mei/ May                | -   | -    | -                         | 2         | -  | -    | -  | -    |
| Juni/ June              | -   | -    | 1                         | -         | -  | -    | -  | -    |
| Juli/ July              | -   | -    | 1                         | 3         | -  | -    | -  | -    |
| Agustus/ August         | -   | -    | 2                         | 1         | -  | -    | -  | -    |
| September/ September    | -   | -    | -                         | 3         | -  | -    | -  | -    |
| Oktober/ October        | -   | -    | 1                         | 3         | -  | -    | -  | -    |
| Nopember/ November      | -   | -    | 3                         | 2         | -  | -    | -  | -    |
| Desember/ December      | -   | -    | -                         | 1         | -  | -    | -  | -    |
| <b>Kabupaten Kediri</b> | -   | -    | <b>11</b>                 | <b>16</b> | -  | -    | -  | -    |

Lanjutan Tabel/Continued Table 4.3.24

| Bulan<br>Month          | Ganti Rugi<br>Terhadap Wali<br>Compensation<br>Against Guardians |      | Asal usul Anak<br>The Origin of<br>Children |           | Penolakan Kawin<br>Campur<br>Mixed Marriage<br>Rejection |      | Isbat Nikah<br>Isbat Marriage |            |
|-------------------------|--|------|---|-----------|--|------|-------------------------------|------------|
|                         | 2018   | 2019 | 2018  | 2019      | 2018   | 2019 | 2018                          | 2019       |
| (1)                     | (34)   | (35) | (36)  | (37)      | (38)   | (39) | (40)                          | (41)       |
| Januari/ January        | -  | -    | 1   | 3         | -  | -    | 2                             | 4          |
| Februari/ February      | -  | -    | -   | 1         | -  | -    | 2                             | 3          |
| Maret/ March            | -  | -    | -   | 7         | -  | -    | 1                             | 3          |
| April/ April            | -  | -    | 2   | 3         | -  | -    | 3                             | 1          |
| Mei/ May                | -  | -    | 1   | -         | -  | -    | 5                             | 2          |
| Juni/ June              | -  | -    | -   | 5         | -  | -    | 1                             | -          |
| Juli/ July              | -  | -    | 2   | 5         | -  | -    | 2                             | 5          |
| Agustus/ August         | -  | -    | -   | 2         | -  | -    | 4                             | 1          |
| September/ September    | -  | -    | -   | 2         | -  | -    | -                             | 3          |
| Oktober/ October        | -  | -    | 3   | 1         | -  | -    | -                             | 3          |
| Nopember/ November      | -  | -    | -   | 2         | -  | -    | 1                             | 80         |
| Desember/ December      | -  | -    | -   | -         | -  | -    | -                             | 2          |
| <b>Kabupaten Kediri</b> | -  | -    | <b>9</b>                                    | <b>31</b> | -  | -    | <b>21</b>                     | <b>107</b> |

Lanjutan Tabel/Continued Table 4.3.24

| Bulan<br>Month          | Izin Kawin<br>Marriage<br>permission |          | Dispensasi Kawin<br>Marriage<br>Dispensation |            | Wali Adlol<br>Veedaddole |           | Jumlah<br>Total |              |
|-------------------------|--------------------------------------|----------|--|------------|--------------------------|-----------|-----------------|--------------|
|                         | 2018                                 | 2019     | 2018   | 2019       | 2018                     | 2019      | 2018            | 2019         |
| (1)                     | (42)                                 | (43)     | (44)   | (45)       | (46)                     | (47)      | (48)            | (49)         |
| Januari/ January        | -                                    | -        | 17   | 21         | 4                        | 11        | 557             | 754          |
| Februari/ February      | -                                    | -        | 12   | 15         | 2                        | 4         | 355             | 386          |
| Maret/ March            | -                                    | -        | 19   | 12         | 6                        | 2         | 350             | 326          |
| April/ April            | -                                    | -        | 17   | 12         | 2                        | 2         | 337             | 324          |
| Mei/ May                | -                                    | -        | 19   | 18         | 1                        | 2         | 276             | 258          |
| Juni/ June              | -                                    | -        | 3  | 10         | -                        | -         | 168             | 329          |
| Juli/ July              | -                                    | 1        | 9  | 18         | 3                        | 7         | 480             | 481          |
| Agustus/ August         | -                                    | -        | 11   | 17         | 3                        | 3         | 377             | 379          |
| September/ September    | -                                    | -        | 8  | 8          | 2                        | 6         | 266             | 433          |
| Oktober/ October        | -                                    | -        | 14   | 13         | 2                        | 4         | 314             | 384          |
| Nopember/ November      | -                                    | -        | 17   | 75         | 3                        | 4         | 301             | 408          |
| Desember/ December      | -                                    | -        | 6  | 34         | -                        | 2         | 87              | 164          |
| <b>Kabupaten Kediri</b> | <b>-</b>                             | <b>1</b> | <b>152</b>                                   | <b>253</b> | <b>28</b>                | <b>47</b> | <b>3 868</b>    | <b>4 626</b> |

Catatan/Note: ...

Sumber/Source: Pengadilan Agama Kabupaten Kediri / Religious Court of Kediri Regency

**Tabel**  
**Table** 4.3.25

**Jumlah Perkara yang Diputus di Pengadilan Agama  
Kabupaten Kediri menurut Jenis Perkara dan Bulan  
Kalender, 2018-2019**  
*Number of Cases Completed in Religion Court of Kediri  
Regency by Kind of Article and Calendar Month, 2018-  
2019*

| Bulan<br>Month          | Sisa Bulan Lalu<br>Last Month's<br>Remaining |       | Dicabut<br>Revoked |            | Perkawinan<br>Marriage |              | Ekonomi Syariah<br>Islamic Economics |          |
|-------------------------|--|-------|--------------------|------------|------------------------|--------------|--------------------------------------|----------|
|                         | 2018   | 2019  | 2018               | 2019       | 2018                   | 2019         | 2018                                 | 2019     |
| (1)                     | (2)  | (3)   | (4)                | (5)        | (6)                    | (7)          | (8)                                  | (9)      |
| Januari/ January        | 478  | 405   | 13                 | 14         | 220                    | 225          | 1                                    | -        |
| Februari/ February      | 810  | 927   | 21                 | 28         | 243                    | 306          | -                                    | -        |
| Maret/ March            | 898  | 960   | 17                 | 15         | 259                    | 273          | 1                                    | -        |
| April/ April            | 967  | 984   | 19                 | 26         | 262                    | 257          | -                                    | -        |
| Mei/ May                | 1 004  | 1 018 | 22                 | 20         | 371                    | 374          | -                                    | -        |
| Juni/ June              | 881  | 882   | 9                  | 23         | 239                    | 344          | -                                    | -        |
| Juli/ July              | 789  | 834   | 23                 | 31         | 325                    | 357          | -                                    | -        |
| Agustus/ August         | 940  | 905   | 16                 | 34         | 357                    | 431          | 1                                    | -        |
| September/ September    | 930  | 792   | 17                 | 34         | 332                    | 388          | -                                    | -        |
| Oktober/ October        | 831  | 794   | 13                 | 40         | 321                    | 365          | -                                    | -        |
| Nopember/ November      | 798  | 760   | 19                 | 42         | 366                    | 473          | -                                    | -        |
| Desember/ December      | 704  | 646   | 10                 | 28         | 360                    | 310          | -                                    | 1        |
| <b>Kabupaten Kediri</b> |  |       | <b>199</b>         | <b>335</b> | <b>3 655</b>           | <b>4 103</b> | <b>3</b>                             | <b>1</b> |

Lanjutan Tabel/*Continued Table* 4.3.25

| Bulan<br>Month          | Kewarisan<br>Inheritance |          | Wasiat<br>Wasiat |          | Hibah<br>Grant |          | Wakaf<br>Endowments |          |
|-------------------------|--------------------------|----------|------------------|----------|----------------|----------|---------------------|----------|
|                         | 2018                     | 2019     | 2018             | 2019     | 2018           | 2019     | 2018                | 2019     |
| (1)                     | (10)                     | (11)     | (12)             | (13)     | (14)           | (15)     | (16)                | (17)     |
| Januari/ January        | 1                        | -        | -                | -        | -              | -        | -                   | -        |
| Februari/ February      | -                        | -        | -                | -        | -              | -        | -                   | -        |
| Maret/ March            | -                        | -        | -                | -        | -              | -        | -                   | -        |
| April/ April            | -                        | -        | -                | -        | -              | -        | -                   | -        |
| Mei/ May                | -                        | -        | -                | -        | -              | -        | -                   | -        |
| Juni/ June              | -                        | -        | -                | -        | -              | -        | -                   | -        |
| Juli/ July              | -                        | -        | -                | -        | -              | -        | -                   | -        |
| Agustus/ August         | -                        | 1        | -                | -        | -              | -        | -                   | -        |
| September/ September    | 1                        | -        | -                | -        | -              | -        | -                   | -        |
| Oktober/ October        | -                        | 1        | -                | -        | -              | -        | -                   | -        |
| Nopember/ November      | -                        | -        | -                | -        | -              | -        | -                   | -        |
| Desember/ December      | -                        | 1        | -                | -        | -              | -        | -                   | -        |
| <b>Kabupaten Kediri</b> | <b>2</b>                 | <b>3</b> | <b>-</b>         | <b>-</b> | <b>-</b>       | <b>-</b> | <b>-</b>            | <b>-</b> |



Lanjutan Tabel/Continued Table 4.3.25

| Bulan<br>Month          | Zakat/ Infag<br>Shodaqoh |      | P3HP/ Penetapan<br>Ahli Waris<br>Determination of<br>Beneficiary |          | Lain-lain<br>Others |            | Ditolak<br>Rejected |           |
|-------------------------|--------------------------|------|--|----------|---------------------|------------|---------------------|-----------|
|                         | 2018                     | 2019 | 2018   | 2019     | 2018                | 2019       | 2018                | 2019      |
| (1)                     | (18)                     | (19) | (20)   | (21)     | (22)                | (23)       | (24)                | (25)      |
| Januari/ January        | -                        | -    | -  | 2        | 30                  | 10         | -                   | 7         |
| Februari/ February      | -                        | -    | -  | 1        | 35                  | 25         | -                   | 2         |
| Maret/ March            | -                        | -    | -  | 1        | 29                  | 14         | 4                   | 4         |
| April/ April            | -                        | -    | 2  | -        | 28                  | 12         | -                   | 1         |
| Mei/ May                | -                        | -    | 1  | -        | 21                  | 7          | 3                   | -         |
| Juni/ June              | -                        | -    | -  | 1        | 11                  | 7          | 4                   | 1         |
| Juli/ July              | -                        | -    | 2  | 2        | 15                  | 10         | 3                   | 1         |
| Agustus/ August         | -                        | -    | -  | -        | 30                  | 6          | 1                   | 10        |
| September/ September    | -                        | -    | 2  | 2        | 34                  | 3          | 6                   | 4         |
| Oktober/ October        | -                        | -    | 2  | -        | 30                  | 7          | 1                   | 3         |
| Nopember/ November      | -                        | -    | -  | -        | 18                  | 1          | 7                   | 2         |
| Desember/ December      | -                        | -    | 1  | -        | 13                  | 4          | 2                   | 4         |
| <b>Kabupaten Kediri</b> | -                        | -    | <b>10</b>  | <b>9</b> | <b>294</b>          | <b>106</b> | <b>31</b>           | <b>39</b> |

Lanjutan Tabel/Continued Table 4.3.25

| Bulan<br>Month          | Tidak diterima<br>Not accepted |           | Gugur<br>Abort |           | Dicoret dari<br>register<br>Banned from<br>register |           | Jumlah<br>Total |              |
|-------------------------|--------------------------------|-----------|----------------|-----------|---|-----------|-----------------|--------------|
|                         | 2018                           | 2019      | 2018           | 2019      | 2018  | 2019      | 2018            | 2019         |
| (1)                     | (26)                           | (27)      | (28)           | (29)      | (30)  | (31)      | (32)            | (33)         |
| Januari/ January        | 3                              | 5         | 2              | 4         | 1   | -         | 258             | 253          |
| Februari/ February      | 4                              | 6         | -              | 2         | -   | 1         | 282             | 343          |
| Maret/ March            | 2                              | 5         | -              | 2         | 1   | 2         | 296             | 301          |
| April/ April            | 5                              | 4         | 2              | 2         | 3   | -         | 302             | 276          |
| Mei/ May                | 4                              | 3         | 1              | 1         | 2   | -         | 403             | 385          |
| Juni/ June              | 2                              | 3         | 1              | 4         | -   | 2         | 257             | 362          |
| Juli/ July              | 1                              | 15        | -              | 5         | 2   | 2         | 348             | 392          |
| Agustus/ August         | 2                              | 9         | 1              | 5         | 3   | 2         | 395             | 464          |
| September/ September    | 2                              | 5         | -              | 3         | 1   | 2         | 378             | 407          |
| Oktober/ October        | 8                              | 10        | 1              | -         | 1   | 1         | 364             | 387          |
| Nopember/ November      | 4                              | 6         | 2              | 1         | 1   | 1         | 398             | 484          |
| Desember/ December      | 2                              | 28        | 2              | -         | -   | -         | 380             | 348          |
| <b>Kabupaten Kediri</b> | <b>39</b>                      | <b>99</b> | <b>12</b>      | <b>29</b> | <b>15</b>   | <b>13</b> | <b>4 061</b>    | <b>4 402</b> |

Lanjutan Tabel/Continued Table 4.3.25

| Bulan<br>Month          | Jumlah Putus<br>Completed |              | Sisa akhir bulan<br>Rest of the month |       | Perkara yang sudah<br>diminutasi<br>Minimized Cases |              |
|-------------------------|---------------------------|--------------|---------------------------------------|-------|---|--------------|
|                         | 2018                      | 2019         | 2018                                  | 2019  | 2018  | 2019         |
| (1)                     | (34)                      | (35)         | (36)                                  | (37)  | (38)  | (39)         |
| Januari/ January        | 271                       | 267          | 810                                   | 927   | 258   | 248          |
| Februari/ February      | 303                       | 371          | 898                                   | 960   | 302   | 368          |
| Maret/ March            | 313                       | 316          | 967                                   | 984   | 307   | 338          |
| April/ April            | 321                       | 302          | 1 004                                 | 1 018 | 328   | 302          |
| Mei/ May                | 425                       | 405          | 881                                   | 882   | 408   | 405          |
| Juni/ June              | 266                       | 385          | 789                                   | 834   | 279   | 385          |
| Juli/ July              | 371                       | 423          | 940                                   | 905   | 373   | 423          |
| Agustus/ August         | 411                       | 498          | 930                                   | 792   | 413   | 498          |
| September/ September    | 395                       | 441          | 831                                   | 794   | 381   | 441          |
| Oktober/ October        | 377                       | 427          | 798                                   | 760   | 394   | 427          |
| Nopember/ November      | 417                       | 526          | 704                                   | 646   | 413   | 526          |
| Desember/ December      | 390                       | 376          | 405                                   | 434   | 404   | 376          |
| <b>Kabupaten Kediri</b> | <b>4 260</b>              | <b>4 737</b> |                                       |       | <b>4 260</b>  | <b>4 737</b> |

Catatan/Note: ...

Sumber/Source: Pengadilan Agama Kabupaten Kediri / Religious Court of Kediri Regency

**Tabel**  
**Table** 4.3.26

**Jumlah Perkara Perkawinan yang Diputus di Pengadilan Agama Kabupaten Kediri menurut Jenis Perkara Perkawinan dan Bulan Kalender, 2018-2019**  
**Number of Marriage Matter Completed in Religious Court of Kediri Regency by Kind of Marriage and Calendar Month, 2018-2019**

| Bulan<br>Month          | Ijin Poligami<br>Polygamy Permit |          | Pencegahan<br>Perkawinan<br>Prevention of<br>Marriage |          | Penolakan<br>Perkawinan<br>Marriage<br>Disappoint-ment |          | Pembatalan<br>Perkawinan<br>Cancellation of<br>Marriage |          |
|-------------------------|----------------------------------|----------|---|----------|--|----------|---|----------|
|                         | 2018                             | 2019     | 2018  | 2019     | 2018   | 2019     | 2018  | 2019     |
| (1)                     | (2)                              | (3)      | (4)   | (5)      | (6)  | (7)      | (8)   | (9)      |
| Januari/ January        | -                                | 1        | -   | -        | -  | -        | -   | -        |
| Februari/ February      | -                                | -        | -   | -        | -  | -        | -   | -        |
| Maret/ March            | -                                | 2        | -   | -        | -  | -        | 1   | -        |
| April/ April            | -                                | -        | -   | -        | -  | -        | -   | 1        |
| Mei/ May                | 1                                | -        | -   | -        | -  | -        | -   | -        |
| Juni/ June              | -                                | 1        | -   | -        | -  | -        | -   | -        |
| Juli/ July              | -                                | -        | -   | -        | -  | -        | -   | -        |
| Agustus/ August         | -                                | -        | -   | -        | -  | -        | -   | -        |
| September/ September    | -                                | 4        | -   | -        | -  | -        | -   | -        |
| Oktober/ October        | 1                                | -        | -   | -        | -  | -        | -   | -        |
| Nopember/ November      | -                                | 1        | -   | -        | -  | -        | -   | -        |
| Desember/ December      | 1                                | -        | -   | -        | -  | -        | -   | -        |
| <b>Kabupaten Kediri</b> | <b>3</b>                         | <b>9</b> | <b>-</b>  | <b>-</b> | <b>-</b>   | <b>-</b> | <b>1</b>  | <b>1</b> |

Lanjutan Tabel/*Continued Table* 4.3.26

| Bulan<br>Month              | Kelalaian atas<br>kewajiban suami<br><i>The negligence of the<br/>duty of the husband</i> |      | Cerai Talak<br><i>Talak Divorce</i> |            | Cerai Gugat<br><i>Divorce</i> |              | Harta Bersama<br>Mutual Property |          |
|-----------------------------|---|------|-------------------------------------|------------|-------------------------------|--------------|----------------------------------|----------|
|                             | 2018  | 2019 | 2018                                | 2019       | 2018                          | 2019         | 2018                             | 2019     |
| (1)                         | (10)  | (11) | (12)                                | (13)       | (14)                          | (15)         | (16)                             | (17)     |
| Januari/ <i>January</i>     | -   | -    | 61                                  | 50         | 142                           | 158          | -                                | -        |
| Februari/ <i>February</i>   | -   | -    | 61                                  | 76         | 161                           | 211          | -                                | -        |
| Maret/ <i>March</i>         | -   | -    | 76                                  | 62         | 167                           | 188          | -                                | -        |
| April/ <i>April</i>         | -   | -    | 58                                  | 76         | 185                           | 164          | -                                | 1        |
| Mei/ <i>May</i>             | -   | -    | 81                                  | 89         | 263                           | 269          | -                                | -        |
| Juni/ <i>June</i>           | -   | -    | 52                                  | 83         | 177                           | 239          | -                                | 1        |
| Juli/ <i>July</i>           | -   | -    | 97                                  | 83         | 213                           | 256          | -                                | -        |
| Agustus/ <i>August</i>      | -   | -    | 86                                  | 107        | 259                           | 298          | -                                | 1        |
| September/ <i>September</i> | -   | -    | 79                                  | 106        | 237                           | 259          | -                                | -        |
| Oktober/ <i>October</i>     | -   | -    | 77                                  | 87         | 230                           | 263          | -                                | -        |
| Nopember/ <i>November</i>   | -   | -    | 92                                  | 91         | 261                           | 331          | -                                | -        |
| Desember/ <i>December</i>   | -   | -    | 87                                  | 39         | 257                           | 150          | -                                | 1        |
| <b>Kabupaten Kediri</b>     | -   | -    | <b>907</b>                          | <b>949</b> | <b>2 552</b>                  | <b>2 786</b> | -                                | <b>4</b> |

Lanjutan Tabel/Continued Table 4.3.26

| Bulan<br>Month          | Penguasaan Anak<br>Child Mastery |          | Nafkah Oleh Ibu<br>Mother Salvation |          | Hak-hak bekas<br>Istri<br>The rights of<br>ex-wife |          | Pengesahan Anak<br>Child Verification |          |
|-------------------------|----------------------------------|----------|-------------------------------------|----------|--|----------|---------------------------------------|----------|
|                         | 2018                             | 2019     | 2018                                | 2019     | 2018   | 2019     | 2018                                  | 2019     |
| (1)                     | (18)                             | (19)     | (20)                                | (21)     | (22)   | (23)     | (24)                                  | (25)     |
| Januari/ January        | -                                | 1        | -                                   | -        | -  | -        | 1                                     | 1        |
| Februari/ February      | -                                | -        | -                                   | -        | -  | -        | 1                                     | -        |
| Maret/ March            | 1                                | 1        | -                                   | -        | -  | -        | -                                     | -        |
| April/ April            | -                                | -        | -                                   | -        | -  | -        | -                                     | -        |
| Mei/ May                | 3                                | -        | -                                   | -        | -  | -        | -                                     | -        |
| Juni/ June              | 1                                | 2        | -                                   | -        | -  | -        | -                                     | -        |
| Juli/ July              | -                                | -        | -                                   | -        | -  | -        | -                                     | -        |
| Agustus/ August         | 1                                | -        | -                                   | -        | -  | -        | -                                     | -        |
| September/ September    | -                                | 1        | -                                   | -        | -  | -        | -                                     | -        |
| Oktober/ October        | -                                | 1        | -                                   | -        | -  | -        | -                                     | -        |
| Nopember/ November      | -                                | -        | -                                   | -        | -  | -        | -                                     | -        |
| Desember/ December      | 1                                | -        | -                                   | -        | -  | -        | -                                     | -        |
| <b>Kabupaten Kediri</b> | <b>7</b>                         | <b>6</b> | <b>-</b>                            | <b>-</b> | <b>-</b>   | <b>-</b> | <b>2</b>                              | <b>1</b> |

Lanjutan Tabel/Continued Table 4.3.26

| Bulan<br>Month          | Pencabutan<br>Kekuasaan Orang<br>Tua<br>Parent Revocation |      | Perwalian<br>Guardianship |           | Pencabutan<br>Kekuasaan Wali<br>Guardian Power<br>Revocation |      | Penunjukan Orang<br>Lain<br>Appointment of<br>Others |      |
|-------------------------|---|------|---------------------------|-----------|--|------|--|------|
|                         | 2018  | 2019 | 2018                      | 2019      | 2018   | 2019 | 2018   | 2019 |
| (1)                     | (26)  | (27) | (28)                      | (29)      | (30)   | (31) | (32)   | (33) |
| Januari/ January        | -   | -    | -                         | 1         | -  | -    | -  | -    |
| Februari/ February      | -   | -    | 1                         | 1         | -  | -    | -  | -    |
| Maret/ March            | -   | -    | 1                         | -         | -  | -    | -  | -    |
| April/ April            | -   | -    | -                         | -         | -  | -    | -  | -    |
| Mei/ May                | -   | -    | 1                         | -         | -  | -    | -  | -    |
| Juni/ June              | -   | -    | -                         | 1         | -  | -    | -  | -    |
| Juli/ July              | -   | -    | 1                         | -         | -  | -    | -  | -    |
| Agustus/ August         | -   | -    | -                         | 4         | -  | -    | -  | -    |
| September/ September    | -   | -    | 3                         | 2         | -  | -    | -  | -    |
| Oktober/ October        | -   | -    | -                         | 1         | -  | -    | -  | -    |
| Nopember/ November      | -   | -    | 1                         | 3         | -  | -    | -  | -    |
| Desember/ December      | -   | -    | 2                         | 1         | -  | -    | -  | -    |
| <b>Kabupaten Kediri</b> | -   | -    | <b>10</b>                 | <b>14</b> | -  | -    | -  | -    |

Lanjutan Tabel/Continued Table 4.3.26

| Bulan<br>Month          | Ganti Rugi<br>Terhadap Wali<br>Compensation<br>Against Guardians |      | Asal usul Anak<br>The Origin of<br>Children |           | Penolakan Kawin<br>Campur<br>Mixed Marriage<br>Rejection |      | Isbat Nikah<br>Isbat Marriage |           |
|-------------------------|--|------|---|-----------|--|------|-------------------------------|-----------|
|                         | 2018   | 2019 | 2018  | 2019      | 2018   | 2019 | 2018                          | 2019      |
| (1)                     | (34)   | (35) | (36)  | (37)      | (38)   | (39) | (40)                          | (41)      |
| Januari/ January        | -  | -    | -   | -         | -  | -    | 5                             | -         |
| Februari/ February      | -  | -    | 1   | 1         | -  | -    | 1                             | 1         |
| Maret/ March            | -  | -    | -   | 3         | -  | -    | 2                             | 4         |
| April/ April            | -  | -    | -   | -         | -  | -    | 1                             | -         |
| Mei/ May                | -  | -    | -   | 2         | -  | -    | 3                             | 3         |
| Juni/ June              | -  | -    | 1   | 1         | -  | -    | 1                             | 1         |
| Juli/ July              | -  | -    | -   | 1         | -  | -    | 6                             | 2         |
| Agustus/ August         | -  | -    | 3   | 1         | -  | -    | 1                             | -         |
| September/ September    | -  | -    | -   | 2         | -  | -    | 3                             | 1         |
| Oktober/ October        | -  | -    | 1   | -         | -  | -    | -                             | -         |
| Nopember/ November      | -  | -    | -   | 1         | -  | -    | -                             | 3         |
| Desember/ December      | -  | -    | -   | -         | -  | -    | -                             | 56        |
| <b>Kabupaten Kediri</b> | -  | -    | <b>6</b>                                    | <b>12</b> | -  | -    | <b>23</b>                     | <b>71</b> |



Lanjutan Tabel/Continued Table 4.3.26

| Bulan<br>Month          | Izin Kawin<br>Marriage<br>permission |          | Dispensasi Kawin<br>Marriage<br>Dispensation |            | Wali Adlol<br>Veedaddole |           | Jumlah<br>Total |              |
|-------------------------|--------------------------------------|----------|--|------------|--------------------------|-----------|-----------------|--------------|
|                         | 2018                                 | 2019     | 2018   | 2019       | 2018                     | 2019      | 2018            | 2019         |
| (1)                     | (42)                                 | (43)     | (44)   | (45)       | (46)                     | (47)      | (48)            | (49)         |
| Januari/ January        | -                                    | -        | 11   | 9          | -                        | 4         | 220             | 225          |
| Februari/ February      | -                                    | -        | 14   | 10         | 3                        | 6         | 243             | 306          |
| Maret/ March            | -                                    | -        | 8  | 12         | 3                        | 1         | 259             | 273          |
| April/ April            | -                                    | -        | 13   | 10         | 5                        | 5         | 262             | 257          |
| Mei/ May                | -                                    | -        | 18   | 10         | 1                        | 1         | 371             | 374          |
| Juni/ June              | -                                    | -        | 6  | 13         | 1                        | 2         | 239             | 344          |
| Juli/ July              | -                                    | -        | 7  | 15         | 1                        | -         | 325             | 357          |
| Agustus/ August         | -                                    | 1        | 6  | 11         | 1                        | 8         | 357             | 431          |
| September/ September    | -                                    | -        | 8  | 8          | 2                        | 5         | 332             | 388          |
| Oktober/ October        | -                                    | -        | 8  | 9          | 4                        | 4         | 321             | 365          |
| Nopember/ November      | -                                    | -        | 12   | 41         | -                        | 2         | 366             | 473          |
| Desember/ December      | -                                    | -        | 10   | 58         | 2                        | 5         | 360             | 310          |
| <b>Kabupaten Kediri</b> | <b>-</b>                             | <b>1</b> | <b>121</b>                                   | <b>206</b> | <b>23</b>                | <b>43</b> | <b>3 655</b>    | <b>4 103</b> |

Catatan/Note: ...

Sumber/Source: Pengadilan Agama Kabupaten Kediri / Religious Court of Kediri Regency

**Tabel**  
**Table** 4.3.27

**Faktor Penyebab Terjadinya Perceraian di Pengadilan Agama Kabupaten Kediri menurut Penyebab dan Bulan Kalender, 2018-2019**  
*Divorce Factors in Religious Court of Kediri Regency by Cause of Marriage and Calendar Month, 2018-2019*

| Bulan<br>Month          | Zina<br>Adultery |          | Mabuk<br>Drunk |           | Madat<br>Madat |          | Judi<br>Gambling |          |
|-------------------------|------------------|----------|----------------|-----------|----------------|----------|------------------|----------|
|                         | 2018             | 2019     | 2018           | 2019      | 2018           | 2019     | 2018             | 2019     |
| (1)                     | (2)              | (3)      | (4)            | (5)       | (6)            | (7)      | (8)              | (9)      |
| Januari/ January        | 1                | 1        | 3              | 2         | -              | -        | 1                | -        |
| Februari/ February      | 5                | -        | 4              | 2         | -              | -        | 2                | 1        |
| Maret/ March            | 1                | -        | 4              | -         | -              | -        | 4                | -        |
| April/ April            | 1                | 1        | 1              | 1         | -              | -        | 1                | 1        |
| Mei/ May                | 3                | -        | 1              | 1         | 1              | -        | 3                | -        |
| Juni/ June              | 2                | -        | 2              | 1         | 1              | -        | 2                | 1        |
| Juli/ July              | 1                | -        | 1              | 2         | -              | 1        | 3                | -        |
| Agustus/ August         | 7                | -        | 1              | 1         | -              | -        | -                | -        |
| September/ September    | -                | -        | 6              | 1         | -              | -        | 1                | -        |
| Oktober/ October        | -                | -        | 1              | 1         | 1              | 1        | -                | -        |
| Nopember/ November      | 2                | -        | 4              | -         | 1              | -        | -                | -        |
| Desember/ December      | -                | -        | 3              | 1         | -              | -        | 3                | 1        |
| <b>Kabupaten Kediri</b> | <b>23</b>        | <b>2</b> | <b>31</b>      | <b>13</b> | <b>4</b>       | <b>2</b> | <b>20</b>        | <b>4</b> |

Lanjutan Tabel/Continued Table 4.3.27

| Bulan<br>Month          | Meninggalkan<br>satu pihak<br>Leaving |            | Dihukum penjara<br>Jailed |          | Poligami<br>Polygamy |          | Kekerasan dalam<br>RT<br>Domestic Violence |           |
|-------------------------|---------------------------------------|------------|---------------------------|----------|----------------------|----------|--|-----------|
|                         | 2018                                  | 2019       | 2018                      | 2019     | 2018                 | 2019     | 2018                                       | 2019      |
| (1)                     | (10)                                  | (11)       | (12)                      | (13)     | (14)                 | (15)     | (16)                                       | (17)      |
| Januari/ January        | 73                                    | 49         | -                         | -        | 1                    | -        | 12   | 8         |
| Februari/ February      | 38                                    | 29         | -                         | -        | -                    | -        | 9  | 2         |
| Maret/ March            | 21                                    | 37         | -                         | -        | -                    | -        | 5  | 9         |
| April/ April            | 25                                    | 13         | -                         | -        | -                    | -        | -  | 4         |
| Mei/ May                | 23                                    | 20         | -                         | -        | -                    | -        | 6  | 2         |
| Juni/ June              | 30                                    | 44         | -                         | -        | -                    | -        | -  | 1         |
| Juli/ July              | 94                                    | 148        | -                         | -        | -                    | -        | 5  | 2         |
| Agustus/ August         | 78                                    | 84         | -                         | 1        | -                    | -        | 2  | 2         |
| September/ September    | 52                                    | 49         | -                         | 1        | -                    | -        | 3  | 4         |
| Oktober/ October        | 44                                    | 48         | -                         | -        | 2                    | -        | 5  | 1         |
| Nopember/ November      | 46                                    | 20         | -                         | -        | -                    | -        | 4  | 5         |
| Desember/ December      | 71                                    | 32         | -                         | -        | -                    | 1        | 5  | 13        |
| <b>Kabupaten Kediri</b> | <b>595</b>                            | <b>573</b> | <b>-</b>                  | <b>2</b> | <b>3</b>             | <b>1</b> | <b>56</b>                                  | <b>53</b> |

Lanjutan Tabel/Continued Table 4.3.27

| Bulan<br>Month          | Cacat Badan<br>Disability |          | Perselisihan terus<br>menerus<br>Continuing<br>disputes |              | Kawin Paksa<br>Forced marriage |          | Murtad<br>Godless |          |
|-------------------------|---------------------------|----------|---|--------------|--------------------------------|----------|-------------------|----------|
|                         | 2018                      | 2019     | 2018  | 2019         | 2018                           | 2019     | 2018              | 2019     |
| (1)                     | (18)                      | (19)     | (20)  | (21)         | (22)                           | (23)     | (24)              | (25)     |
| Januari/ January        | -                         | -        | 117   | 129          | 3                              | 3        | 1                 | -        |
| Februari/ February      | -                         | 1        | 104   | 104          | -                              | -        | -                 | -        |
| Maret/ March            | -                         | 1        | 87  | 112          | 1                              | -        | -                 | -        |
| April/ April            | -                         | -        | 78  | 106          | 1                              | 1        | -                 | -        |
| Mei/ May                | -                         | -        | 77  | 102          | 3                              | -        | -                 | -        |
| Juni/ June              | -                         | -        | 51  | 70           | 2                              | -        | -                 | -        |
| Juli/ July              | -                         | -        | 103   | 110          | -                              | 2        | -                 | 2        |
| Agustus/ August         | -                         | -        | 108   | 99           | 1                              | 1        | -                 | 1        |
| September/ September    | -                         | -        | 115   | 93           | -                              | 1        | -                 | -        |
| Oktober/ October        | -                         | -        | 128   | 112          | -                              | 1        | 1                 | -        |
| Nopember/ November      | -                         | -        | 118   | 92           | -                              | -        | -                 | -        |
| Desember/ December      | 1                         | -        | 106   | 50           | 1                              | -        | -                 | 1        |
| <b>Kabupaten Kediri</b> | <b>1</b>                  | <b>2</b> | <b>1 192</b>  | <b>1 179</b> | <b>12</b>                      | <b>9</b> | <b>2</b>          | <b>4</b> |

Lanjutan Tabel/*Continued Table 4.3.27*

| Bulan<br>Month              | Ekonomi<br>Economy |              | Lain-lain<br>Other |              | Jumlah<br>Total |              |
|-----------------------------|--------------------|--------------|--------------------|--------------|-----------------|--------------|
|                             | 2018<br>(26)       | 2019<br>(27) | 2018<br>(28)       | 2019<br>(29) | 2018<br>(30)    | 2019<br>(31) |
| Januari/ <i>January</i>     | 131                | 133          | -                  | -            | 343             | 325          |
| Februari/ <i>February</i>   | 93                 | 90           | -                  | -            | 255             | 229          |
| Maret/ <i>March</i>         | 104                | 124          | -                  | -            | 227             | 283          |
| April/ <i>April</i>         | 102                | 125          | -                  | -            | 209             | 252          |
| Mei/ <i>May</i>             | 146                | 126          | -                  | -            | 263             | 251          |
| Juni/ <i>June</i>           | 64                 | 88           | -                  | -            | 154             | 205          |
| Juli/ <i>July</i>           | 167                | 147          | -                  | -            | 374             | 414          |
| Agustus/ <i>August</i>      | 168                | 176          | -                  | -            | 365             | 365          |
| September/ <i>September</i> | 140                | 217          | -                  | -            | 317             | 366          |
| Oktober/ <i>October</i>     | 137                | 245          | -                  | -            | 319             | 409          |
| Nopember/ <i>November</i>   | 134                | 211          | -                  | -            | 309             | 328          |
| Desember/ <i>December</i>   | 104                | 214          | -                  | -            | 294             | 313          |
| <b>Kabupaten Kediri</b>     | <b>1 490</b>       | <b>1 896</b> | <b>-</b>           | <b>-</b>     | <b>3 429</b>    | <b>3 740</b> |

Catatan/Note: ...

Sumber/Source: Pengadilan Agama Kabupaten Kediri / *Religious Court of Kediri Regency*

**Tabel 4.3.28** Jumlah Narapidana pada Lembaga Pemasyarakatan Kediri menurut Jenis Kejahatan/Pelanggaran dan Jenis Kelamin, 2018-2019  
**Number of Prisoners in Kediri Penitentiary by Crime / Violation Type and Gender, 2018-2019**

|    | Jenis Kejahatan/Pelanggaran<br><i>Types of Crimes / Violations</i>   | Laki-laki<br><i>Male</i> |      | Perempuan<br><i>Female</i> |      | Jumlah<br><i>Total</i> |      |
|----|--|--------------------------|------|----------------------------|------|------------------------|------|
|    |  | 2018                     | 2019 | 2018                       | 2019 | 2018                   | 2019 |
|    | (1)  | (2)                      | (3)  | (4)                        | (5)  | (6)                    | (7)  |
| 1  | Perbuatan tidak menyenangkan (335)/<br><i>Unpleasant deeds (335)</i> | 1                        | -    | -                          | -    | 1                      | -    |
| 2  | Pembakaran/ <i>Combustion</i>  | -                        | -    | -                          | -    | -                      | -    |
| 3  | VCD Porno ( No.8/1992 )/ <i>Porn VCD (No.8 / 1992)</i>               | -                        | -    | -                          | -    | -                      | -    |
| 4  | Terhadap Ketertiban Umum/ <i>Against Public Order</i>                | 5                        | 4    | -                          | 1    | 5                      | 5    |
| 5  | KDRT ( UU 23/2004 )/ <i>Domestic Violence (Law 23/2004)</i>          | 3                        | 1    | -                          | -    | 3                      | 1    |
| 6  | Ekonomi (7/1955)/ <i>Economics (7/1955)</i>                          | -                        | -    | -                          | -    | -                      | -    |
| 7  | Obat ( No.12/1997)/ <i>Medicine (No.12 / 1997)</i>                   | -                        | -    | -                          | -    | -                      | -    |
| 8  | Mata Uang/ <i>Currency</i>   | 1                        | -    | -                          | -    | 1                      | -    |
| 9  | Memalsu Materai / surat/ <i>Fake Stamp / letter</i>                  | -                        | -    | -                          | -    | -                      | -    |
| 10 | Kesusilaan/ <i>Decency</i>   | 3                        | 5    | -                          | 1    | 3                      | 6    |
| 11 | Perjudian/ <i>Gambling</i>   | 13                       | 7    | -                          | -    | 13                     | 7    |
| 12 | Penculikan/ <i>Kidnapping</i>  | 1                        | -    | -                          | -    | 1                      | -    |
| 13 | Pembunuhan/ <i>Murder</i>  | 10                       | 11   | 1                          | 1    | 11                     | 12   |
| 14 | Penganiayaan/ <i>Persecution</i>                                     | 18                       | 15   | -                          | -    | 18                     | 15   |
| 15 | Pencurian/ <i>Theft</i>  | 65                       | 67   | 4                          | 3    | 69                     | 70   |
| 16 | Perampokan/ <i>Robbery</i>   | 21                       | 18   | -                          | -    | 21                     | 18   |
| 17 | Memeras/ Mengancam/ <i>Blackmail / Threaten</i>                      | -                        | -    | -                          | -    | -                      | -    |
| 18 | Penggelapan/ <i>Embezzlement</i>                                     | 13                       | 24   | 2                          | 5    | 15                     | 29   |
| 19 | Penipuan/ <i>Fraud</i>   | 24                       | 18   | 4                          | 4    | 28                     | 22   |
| 20 | Narkotika (No.35/2009)/ <i>Narcotics (No.35 / 2009)</i>              | 142                      | 189  | 7                          | 3    | 149                    | 192  |
| 21 | Penadahan/ <i>Fencing</i>  | 7                        | 5    | -                          | -    | 7                      | 5    |

Lanjutan Tabel/Continued Table 4.3.28

|    | Jenis Kejahatan/Pelanggaran<br>Types of Crimes / Violations                         | Laki-laki<br>Male |      | Perempuan<br>Female |      | Jumlah<br>Total |      |
|----|---|-------------------|------|---------------------|------|-----------------|------|
|    |   | 2018              | 2019 | 2018                | 2019 | 2018            | 2019 |
|    | (1)   | (2)               | (3)  | (4)                 | (5)  | (6)             | (7)  |
| 22 | Korupsi (No.20/2001)/ <i>Corruption (No.20 / 2001)</i>                              | 17                | 13   | 1                   | 1    | 18              | 14   |
| 23 | Pelanggaran Lalu Lintas ( 359 KUHP) / <i>Traffic Violations (359 Criminal Code)</i> | 9                 | 4    | -                   | -    | 9               | 4    |
| 24 | UU Darurat ( No. 41/1999) / <i>Emergency Law (No. 41/1999)</i>                      | 1                 | -    | -                   | -    | 1               | -    |
| 25 | Minuman Keras (204 KUHP) / <i>Liquor (204 KUHP)</i>                                 | -                 | 2    | -                   | -    | -               | 2    |
| 26 | Perlindungan Anak ( UU no.23/2002) / <i>Child Protection (Law no.23 / 2002)</i>     | 98                | 97   | 2                   | 6    | 100             | 103  |
| 27 | UU Darurat No. 12/1951 / <i>Emergency Law No. 12/1951</i>                           | 2                 | -    | -                   | -    | 2               | -    |
| 28 | UU ITE/ <i>ITE Law</i>  | -                 | 3    | -                   | -    | -               | 3    |
| 29 | Dalam Jabatan (413-438 KUHP) / <i>In Position (413-438 of the Criminal Code)</i>    | -                 | -    | -                   | -    | -               | -    |
| 30 | Perbankan ( UU no.10/1998) / <i>Banking (Law no.10 / 1998)</i>                      | 3                 | -    | -                   | -    | 3               | -    |
| 31 | Obat/Kesehatan ( No.36/2009) / <i>Medicine / Health (No.36 / 2009)</i>              | 181               | 133  | 3                   | 1    | 184             | 134  |
| 32 | Pornografi (UU No.44/2008) / <i>Pornography (Law No.44 / 2008)</i>                  | -                 | -    | -                   | -    | -               | -    |
| 33 | Migas (335 KUHP) / <i>Migas (335 Criminal Code)</i>                                 | -                 | 2    | -                   | -    | -               | 2    |
| 34 | Teroris/ <i>Terrorist</i>   | 1                 | 1    | -                   | -    | 1               | 1    |
| 35 | Merusak barang (406-410) / <i>Damaging goods (406-410)</i>                          | -                 | -    | -                   | -    | -               | -    |
| 36 | Lingkungan Hidup ( UU No.32/2009) / <i>Environment (Law No.32 / 2009)</i>           | 1                 | -    | -                   | -    | 1               | -    |
| 37 | Pangan (UU 7/2014) / <i>Food (Law 7/2014)</i>                                       | -                 | -    | -                   | -    | -               | -    |
| 38 | TKI (UU 39/2004) / <i>TKI (Law 39/2004)</i>   | -                 | -    | -                   | -    | -               | -    |

Lanjutan Tabel/Continued Table 4.3.28

|                      | Jenis Kejahatan/Pelanggaran<br><i>Types of Crimes / Violations</i>            | Laki-laki<br><i>Male</i> |            | Perempuan<br><i>Female</i> |           | Jumlah<br><i>Total</i> |            |
|----------------------|---|--------------------------|------------|----------------------------|-----------|------------------------|------------|
|                      |   | 2018                     | 2019       | 2018                       | 2019      | 2018                   | 2019       |
|                      |   | (2)                      | (3)        | (4)                        | (5)       | (6)                    | (7)        |
| 39                   | Cukai ( UU No.37/2009 )/ <i>Excise (Law No.37 / 2009)</i>                     | -                        | -          | -                          | 1         | -                      | 1          |
| 40                   | Minerba ( UU 4/2009 )/ <i>Minerba (Law 4/2009)</i>                            | 1                        | 2          | -                          | -         | 1                      | 2          |
| 41                   | Perlindungan Konsumen (No.23/2009)/ <i>Consumer Protection (No.23 / 2009)</i> | -                        | -          | -                          | -         | -                      | -          |
| 42                   | Penyelundupan (26 KUHP)/ <i>Smuggling (26 of the Criminal Code)</i>           | -                        | -          | -                          | -         | -                      | -          |
| 43                   | Kehutanan ( UU 81/2013 )/ <i>Forestry (Law 81/2013)</i>                       | 2                        | 1          | -                          | -         | 2                      | 1          |
| 44                   | Lain-lain/ <i>Etc</i>   | -                        | 4          | -                          | -         | -                      | 4          |
| <b>Jumlah/ Total</b> |   | <b>643</b>               | <b>626</b> | <b>24</b>                  | <b>27</b> | <b>667</b>             | <b>653</b> |

Catatan/Note: ...

Sumber/Source: Lembaga Pemasyarakatan Kelas II A Kediri / *Class A Penitentiary A Kediri*



**Tabel**  
**Table** 4.3.29

**Narapidana di Lembaga Pemasyarakatan Kediri menurut Jenis Kelamin, 2018-2019**  
**Number of Prisoners in Kediri Penitentiary by Sex, 2018-2019**

| Narapidana<br>Inmates             | Laki-laki<br>Male |            | Perempuan<br>Female |           |
|-----------------------------------|-------------------|------------|---------------------|-----------|
|                                   | 2018              | 2019       | 2018                | 2019      |
| (1)                               | (2)               | (3)        | (4)                 | (5)       |
| <i>Pidana Mati</i>                | -                 | -          | -                   | -         |
| <i>Penjara Seumur Hidup</i>       | -                 | -          | -                   | -         |
| <i>Penjara 6 s/d 17 Tahun</i>     | 101               | 160        | 2                   | 4         |
| <i>Penjara 1 s/d 5 Tahun</i>      | 432               | 392        | 17                  | 20        |
| <i>Penjara &lt; 1 Tahun</i>       | 105               | 62         | 4                   | 3         |
| <i>Kurungan</i>                   | 5                 | 12         | 1                   | -         |
| <i>Penjara untuk Lembaga Lain</i> | -                 | -          | -                   | -         |
| <b>Kabupaten Kediri</b>           | <b>643</b>        | <b>626</b> | <b>24</b>           | <b>27</b> |

Catatan/Note: ...

Sumber/Source: Lembaga Pemasyarakatan Kelas II A Kediri / Class A Penitentiary A Kediri

**Tabel**  
**Table** 4.3.30

**Jumlah Tahanan pada Lembaga Pemasyarakatan Kediri menurut Jenis Kejahatan/Pelanggaran dan Jenis Kelamin, 2018-2019**  
**Number of Detainees at Kediri Penitentiary by Crime / Violation Type and Gender, 2018-2019**

|    | Jenis Kejahatan/Pelanggaran<br><i>Types of Crimes / Violations</i>   | Laki-laki<br><i>Male</i> |      | Perempuan<br><i>Female</i> |      | Jumlah<br><i>Total</i> |      |
|----|--|--------------------------|------|----------------------------|------|------------------------|------|
|    |  | 2018                     | 2019 | 2018                       | 2019 | 2018                   | 2019 |
|    | (1)  | (2)                      | (3)  | (4)                        | (5)  | (6)                    | (7)  |
| 1  | Perbuatan tidak menyenangkan (335)/<br><i>Unpleasant deeds (335)</i> | -                        | -    | -                          | -    | -                      | -    |
| 2  | Pembakaran/ <i>Combustion</i>  | -                        | -    | -                          | -    | -                      | -    |
| 3  | VCD Porno ( No.8/1992 )/ <i>Porn VCD (No.8/ 1992)</i>                | 1                        | -    | -                          | -    | 1                      | -    |
| 4  | Terhadap Ketertiban Umum/ <i>Against Public Order</i>                | 18                       | 6    | -                          | -    | 18                     | 6    |
| 5  | KDRT ( UU 23/2004 )/ <i>Domestic Violence (Law 23/2004)</i>          | 1                        | -    | -                          | -    | 1                      | -    |
| 6  | Ekonomi (7/1955)/ <i>Economics (7/1955)</i>                          | -                        | -    | -                          | -    | -                      | -    |
| 7  | Obat ( No.12/1997)/ <i>Medicine (No.12 / 1997)</i>                   | 1                        | -    | -                          | -    | 1                      | -    |
| 8  | Mata Uang/ <i>Currency</i>   | -                        | 2    | -                          | -    | -                      | 2    |
| 9  | Memalsu Materai / surat/ <i>Fake Stamp / letter</i>                  | 1                        | 2    | -                          | -    | 1                      | 2    |
| 10 | Kesusilaan/ <i>Decency</i>   | 2                        | 1    | -                          | -    | 2                      | 1    |
| 11 | Perjudian/ <i>Gambling</i>   | 18                       | 19   | 1                          | -    | 19                     | 19   |
| 12 | Penculikan/ <i>Kidnapping</i>  | -                        | -    | -                          | -    | -                      | -    |
| 13 | Pembunuhan/ <i>Murder</i>  | 1                        | 1    | -                          | -    | 1                      | 1    |
| 14 | Penganiayaan/ <i>Persecution</i>                                     | 7                        | 1    | 1                          | -    | 8                      | 1    |
| 15 | Pencurian/ <i>Theft</i>  | 19                       | 13   | 3                          | -    | 22                     | 13   |
| 16 | Perampokan/ <i>Robbery</i>   | 10                       | 3    | -                          | -    | 10                     | 3    |
| 17 | Memeras/ Mengancam/ <i>Blackmail / Threaten</i>                      | -                        | -    | -                          | -    | -                      | -    |
| 18 | Penggelapan/ <i>Embezzlement</i>                                     | 8                        | 4    | 1                          | -    | 9                      | 4    |
| 19 | Penipuan/ <i>Fraud</i>   | 6                        | 9    | -                          | 2    | 6                      | 11   |
| 20 | Narkotika (No.35/2009)/ <i>Narcotics (No.35 / 2009)</i>              | 14                       | 12   | 2                          | 2    | 16                     | 14   |
| 21 | Penadahan/ <i>Fencing</i>  | 3                        | -    | -                          | -    | 3                      | -    |

Lanjutan Tabel/Continued Table 4.3.30

|    | Jenis Kejahatan/Pelanggaran<br>Types of Crimes / Violations                         | Laki-laki<br>Male |      | Perempuan<br>Female |      | Jumlah<br>Total |      |
|----|---|-------------------|------|---------------------|------|-----------------|------|
|    |   | 2018              | 2019 | 2018                | 2019 | 2018            | 2019 |
|    | (1)   | (2)               | (3)  | (4)                 | (5)  | (6)             | (7)  |
| 22 | Korupsi (No.20/2001)/ <i>Corruption (No.20 / 2001)</i>                              | 5                 | 3    | -                   | -    | 5               | 3    |
| 23 | Pelanggaran Lalu Lintas ( 359 KUHP) / <i>Traffic Violations (359 Criminal Code)</i> | 3                 | 1    | -                   | -    | 3               | 1    |
| 24 | UU Darurat ( No. 41/1999) / <i>Emergency Law (No. 41/1999)</i>                      | 1                 | -    | -                   | -    | 1               | -    |
| 25 | Minuman Keras (204 KUHP) / <i>Liquor (204 KUHP)</i>                                 | -                 | -    | -                   | -    | -               | -    |
| 26 | Perlindungan Anak ( UU no.23/2002) / <i>Child Protection (Law no.23 / 2002)</i>     | 16                | 9    | -                   | -    | 16              | 9    |
| 27 | UU Darurat No. 12/1951 / <i>Emergency Law No. 12/1951</i>                           | 2                 | -    | -                   | -    | 2               | -    |
| 28 | UU ITE/ <i>ITE Law</i>  | -                 | 1    | -                   | 1    | -               | 2    |
| 29 | Dalam Jabatan (413-438 KUHP) / <i>In Position (413-438 of the Criminal Code)</i>    | -                 | -    | -                   | -    | -               | -    |
| 30 | Perbankan ( UU no.10/1998) / <i>Banking (Law no.10 / 1998)</i>                      | -                 | -    | -                   | -    | -               | -    |
| 31 | Obat/Kesehatan ( No.36/2009) / <i>Medicine / Health (No.36 / 2009)</i>              | 35                | 37   | 1                   | -    | 36              | 37   |
| 32 | Pornografi (UU No.44/2008) / <i>Pornography (Law No.44 / 2008)</i>                  | 1                 | -    | -                   | -    | 1               | -    |
| 33 | Migas (335 KUHP) / <i>Migas (335 Criminal Code)</i>                                 | -                 | -    | -                   | -    | -               | -    |
| 34 | Teroris/ <i>Terrorist</i>   | -                 | -    | -                   | -    | -               | -    |
| 35 | Merusak barang (406-410) / <i>Damaging goods (406-410)</i>                          | 1                 | -    | -                   | -    | 1               | -    |
| 36 | Lingkungan Hidup ( UU No.32/2009) / <i>Environment (Law No.32 / 2009)</i>           | 1                 | -    | -                   | -    | 1               | -    |
| 37 | Pangan (UU 7/2014) / <i>Food (Law 7/2014)</i>                                       | -                 | 4    | -                   | -    | -               | 4    |
| 38 | TKI (UU 39/2004) / <i>TKI (Law 39/2004)</i>   | -                 | 1    | -                   | -    | -               | 1    |

Lanjutan Tabel/*Continued Table* 4.3.30

|    | Jenis Kejahatan/Pelanggaran<br><i>Types of Crimes / Violations</i>               | Laki-laki<br><i>Male</i> |            | Perempuan<br><i>Female</i> |          | Jumlah<br><i>Total</i> |            |
|----|--|--------------------------|------------|----------------------------|----------|------------------------|------------|
|    |  | 2018                     | 2019       | 2018                       | 2019     | 2018                   | 2019       |
|    | (1)  | (2)                      | (3)        | (4)                        | (5)      | (6)                    | (7)        |
| 39 | Cukai ( UU No.37/2009 )/ <i>Excise (Law No.37 / 2009)</i>                        | 1                        | -          | -                          | -        | 1                      | -          |
| 40 | Minerba ( UU 4/2009 )/ <i>Minerba (Law 4/2009)</i>                               | -                        | -          | -                          | -        | -                      | -          |
| 41 | Perlindungan Konsumen (No.23/2009)/<br><i>Consumer Protection (No.23 / 2009)</i> | 2                        | -          | -                          | -        | 2                      | -          |
| 42 | Penyelundupan (26 KUHP)/ <i>Smuggling (26 of the Criminal Code)</i>              | -                        | -          | -                          | -        | -                      | -          |
| 43 | Kehutanan ( UU 81/2013 )/ <i>Forestry (Law 81/2013)</i>                          | -                        | -          | -                          | -        | -                      | -          |
| 44 | Lain-lain/ <i>Etc</i>  | -                        | -          | -                          | -        | -                      | -          |
|    | <b>Jumlah/ Total</b>   | <b>178</b>               | <b>129</b> | <b>9</b>                   | <b>5</b> | <b>187</b>             | <b>134</b> |

Catatan/Note: ...

Sumber/Source: Lembaga Pemasyarakatan Kelas II A Kediri / *Class A Penitentiary A Kediri*

**Tabel**  
**Table** 4.3.31

**Permasalahan Kesejahteraan Sosial di Kabupaten Kediri menurut Jenisnya, 2015-2019**  
**Social Welfare Issues in Kediri Regency by Type, 2015-2019**

| <b>Jenis Permasalahan Kesejahteraan Sosial</b><br><b>Types of Social Welfare Issues</b>              | <b>2015</b> | <b>2016</b> | <b>2017</b> | <b>2018</b> | <b>2019</b> |
|--|-------------|-------------|-------------|-------------|-------------|
| (1)  | (2)         | (3)         | (4)         | (5)         | (6)         |
| Keluarga yang kurang beruntung (Fakir Miskin)/ <i>Disadvantaged families</i>                         | 52 955      | 483 349     | 575 293     | 725 751     | 127 918     |
| Gelandangan dan Pengemis/ <i>Homeless and Beggar</i>   | 130 / 200   | 152 / 164   | 613 / 15    | 68 / 188    | 54 / 126    |
| Anak Terlantar/ <i>Homeless child</i>  | 547         | 406         | 435         | 169         | 260         |
| Korban Bencana Alam/ <i>Victims of natural disasters</i>   | 199         | 167         | 41          | 52          | 1           |
| Bekas Warga Binaan dan Kemasayarakatan (Narapidana)/ <i>Inmates/ Former Citizens</i>                 | 619         | 715         | 725         | 805         | 702         |
| Generasi Muda Penyandang Masalah Sosial (Anak Jalanan)/ <i>Street children</i>                       | 127 / 1 641 | 184         | 75          | 134         | 66          |
| Penyandang Disabilitas/ <i>Persons with Disabilities</i>   | -           | 3 965       | 2 556       | 4 281       | 4 185       |
| Korban Penyalahgunaan Narkotika/ <i>Narcotics Abuse Victims</i>                                      | 204         | 233         | 221         | 324         | 213         |
| Wanita Rawan Sosial Ekonomi/ <i>Women Prone to Socio-Economic</i>                                    | 3 199       | 42 686      | 3 340       | 4 772       | 5 226       |
| Keluarga yang menyandang masalah sosial Psikologis/ <i>Family with Psychological social problems</i> | 733         | 750         | 556         | 3 271       | 405         |
| Anak yang Berhadapan dengan Hukum/ <i>Children Against the Law</i>                                   | 248         | 68          | 62          | 128         | 112         |

Catatan/Note: ...

Sumber/Source: Dinas Sosial Kabupaten Kediri/Social Service of Kediri Regency

**Tabel** 4.3.32 **Jumlah Panti Asuhan, Anak Asuh menurut Jenis Kelamin dan Pengasuh, 2015-2019**  
**Table** **Number of Orphanages, Foster Children by Gender and Caregiver, 2015-2019**

| Tahun<br>Year | Panti Asuhan<br>Orphanage | Anakm Asuh<br>Foster Child |                     | Jumlah<br>Total | Pengasuh<br>Caregivers |
|---------------|---------------------------|----------------------------|---------------------|-----------------|------------------------|
|               |                           | Laki-Laki<br>Male          | Perempuan<br>Female |                 |                        |
| (1)           | (2)                       | (3)                        | (4)                 | (5)             | (6)                    |
| 2015          | 68                        | 2 805                      | 2 621               | 5 426           | 171                    |
| 2016          | 51                        | 3 047                      | 2 813               | 5 860           | 255                    |
| 2017          | 51                        | ...                        | ...                 | ...             | 255                    |
| 2018          | 51                        | ...                        | ...                 | 437             | 255                    |
| 2019          | 54                        | ...                        | ...                 | 497             | 255                    |

Catatan/Note: ...

Sumber/Source: Dinas Sosial Kabupaten Kediri/Social Service of Kediri Regency

**Tabel**  
**Table** 4.3.33

**Jumlah Mucikari, Wanita Tuna Susila (WTS) dan Wanita Tuna Susila yang Direhabilitasi yang tercatat di Dinas Sosial Kabupaten Kediri Menurut Kecamatan, 2018 - 2019**  
**Number of Pimps, Prostitutes and Rehabilitated Prostitutes recorded at the Social Service of Kediri Regency by Subdistrict, 2018-2019**

| Kecamatan<br>Subdistrict | Mucikari<br>Pimps |            | Wantunas (WTS)<br>Prostitutes |            | Direhabilitasi<br>Rehabilitated |          |
|--------------------------|-------------------|------------|-------------------------------|------------|---------------------------------|----------|
|                          | 2018              | 2019       | 2018                          | 2019       | 2018                            | 2019     |
| (1)                      | (2)               | (3)        | (4)                           | (5)        | (6)                             | (7)      |
| [010] Mojo               | -                 | -          | -                             | -          | -                               | -        |
| [020] Semen              | -                 | -          | -                             | -          | -                               | -        |
| [030] Ngadiluwih         | 38                | 18         | 185                           | 85         | -                               | -        |
| [040] Kras               | 19                | 9          | 53                            | 67         | -                               | -        |
| [050] Ringinrejo         | -                 | -          | -                             | -          | -                               | -        |
| [060] Kandat             | 16                | 9          | 26                            | 66         | -                               | -        |
| [070] Wates              | 38                | 19         | 98                            | 86         | -                               | -        |
| [080] Ngancar            | -                 | -          | -                             | -          | -                               | -        |
| [090] Plosoklaten        | -                 | -          | -                             | -          | -                               | -        |
| [100] Gurah              | 27                | 15         | 110                           | 95         | -                               | -        |
| [110] Puncu              | -                 | -          | -                             | -          | -                               | -        |
| [120] Kepung             | -                 | -          | -                             | -          | -                               | -        |
| [130] Kandangan          | 15                | 12         | 75                            | 90         | -                               | -        |
| [140] Pare               | 67                | 23         | 145                           | 105        | -                               | -        |
| [141] Badas              | -                 | -          | -                             | -          | -                               | -        |
| [150] Kunjangan          | -                 | -          | -                             | -          | -                               | -        |
| [160] Plemahan           | -                 | -          | -                             | -          | -                               | -        |
| [170] Purwoasri          | -                 | -          | -                             | -          | -                               | -        |
| [180] Papar              | -                 | -          | -                             | -          | -                               | -        |
| [190] Pagu               | -                 | -          | -                             | -          | -                               | -        |
| [191] Kayenkidul         | -                 | -          | -                             | -          | -                               | -        |
| [200] Gampengrejo        | 22                | -          | 105                           | -          | -                               | -        |
| [201] Ngasem             | -                 | 13         | -                             | 65         | -                               | -        |
| [210] Banyakan           | -                 | -          | -                             | -          | -                               | -        |
| [220] Grogol             | 6                 | 3          | 18                            | 15         | -                               | -        |
| [230] Tarokan            | -                 | -          | -                             | -          | -                               | -        |
| <b>Kabupaten Kediri</b>  | <b>245</b>        | <b>121</b> | <b>815</b>                    | <b>674</b> | <b>-</b>                        | <b>-</b> |

Catatan/Note: ...

Sumber/Source: Dinas Sosial Kabupaten Kediri/Social Service of Kediri Regency

**Tabel 4.3.34** Jumlah Penyandang Cacat dan Jompo di Kabupaten Kediri menurut Jenisnya, 2015-2019  
**Number of Persons with Disabilities and Elderly in Kediri Regency by Type, 2015-2019**

| Jenis Penyandang Cacat<br><i>Types of Disabilities</i>                        | 2015         | 2016         | 2017         | 2018         | 2019         |
|---|--------------|--------------|--------------|--------------|--------------|
| (1)   | (2)          | (3)          | (4)          | (5)          | (6)          |
| Tuna Netra<br><i>Blind</i>  | 814          | 814          | 383          | 383          | 465          |
| Tuna Rungu/Wicara<br><i>Deaf</i>  | 239          | 416          | 805          | 805          | 419          |
| Cacat Tubuh<br><i>Body Defects</i>  | 73           | 1 547        | 1 297        | 1 297        | 1 350        |
| Cacat Mental<br><i>Mental disability</i>                                      | 447          | 476          | 1 706        | 1 706        | 1 581        |
| <b>Jumlah Penyandang Cacat<br/><i>Number of Persons with Disabilities</i></b> | <b>1 573</b> | <b>3 253</b> | <b>4 191</b> | <b>4 191</b> | <b>3 815</b> |
| Jompo<br><i>Decrepit</i>  | 324          | 338          | -            | -            | -            |

Catatan/Note: ...

Sumber/Source: Dinas Sosial Kabupaten Kediri/Social Service of Kediri Regency



**Tabel**  
**Table** 4.3.35

**Jumlah Tenaga Kerja Sosial Masyarakat di Kabupaten  
Kediri menurut Jenis Kelamin dan Kecamatan, 2018 - 2019**  
*Number of Community Social Workers in Kediri Regency by  
Gender and Subdistrict, 2018-2019*

| Kecamatan<br>Subdistrict | Laki-laki<br>Male |           | Perempuan<br>Female |          | Jumlah<br>Total |           |
|--------------------------|-------------------|-----------|---------------------|----------|-----------------|-----------|
|                          | 2018              | 2019      | 2018                | 2019     | 2018            | 2019      |
| (1)                      | (2)               | (3)       | (4)                 | (5)      | (6)             | (7)       |
| [010] Mojo               | 1                 | 1         | -                   | -        | 1               | 1         |
| [020] Semen              | 1                 | 1         | -                   | -        | 1               | 1         |
| [030] Ngadiluwih         | 1                 | 1         | -                   | -        | 1               | 1         |
| [040] Kras               | -                 | -         | 1                   | 1        | 1               | 1         |
| [050] Ringinrejo         | 1                 | 1         | -                   | -        | 1               | 1         |
| [060] Kandat             | 1                 | 1         | -                   | -        | 1               | 1         |
| [070] Wates              | -                 | -         | 1                   | 1        | 1               | 1         |
| [080] Ngancar            | 1                 | 1         | -                   | -        | 1               | 1         |
| [090] Plosoklaten        | 1                 | 1         | -                   | -        | 1               | 1         |
| [100] Gurah              | 1                 | 1         | -                   | -        | 1               | 1         |
| [110] Puncu              | -                 | -         | 1                   | 1        | 1               | 1         |
| [120] Kepung             | 1                 | 1         | -                   | -        | 1               | 1         |
| [130] Kandangan          | -                 | -         | 1                   | 1        | 1               | 1         |
| [140] Pare               | -                 | -         | 1                   | 1        | 1               | 1         |
| [141] Badas              | 1                 | 1         | -                   | -        | 1               | 1         |
| [150] Kunjang            | 1                 | 1         | -                   | -        | 1               | 1         |
| [160] Plemahan           | 1                 | 1         | -                   | -        | 1               | 1         |
| [170] Purwoasri          | 1                 | 1         | -                   | -        | 1               | 1         |
| [180] Papar              | 1                 | 1         | -                   | -        | 1               | 1         |
| [190] Pagu               | 1                 | 1         | -                   | -        | 1               | 1         |
| [191] Kayenkidul         | 1                 | 1         | -                   | -        | 1               | 1         |
| [200] Gampengrejo        | -                 | -         | 1                   | 1        | 1               | 1         |
| [201] Ngasem             | 1                 | 1         | -                   | -        | 1               | 1         |
| [210] Banyakan           | 1                 | 1         | -                   | -        | 1               | 1         |
| [220] Grogol             | 1                 | 1         | -                   | -        | 1               | 1         |
| [230] Tarokan            | -                 | -         | 1                   | 1        | 1               | 1         |
| <b>Kabupaten Kediri</b>  | <b>19</b>         | <b>19</b> | <b>7</b>            | <b>7</b> | <b>26</b>       | <b>26</b> |

Catatan/Note: ...

Sumber/Sourse: Dinas Sosial Kabupaten Kediri/Social Service of Kediri Regency

**Tabel 4.3.36** Jumlah Karang Taruna dan Anggota Karang Taruna di Kabupaten Kediri menurut Kecamatan, 2018 - 2019  
**Number of Youth Organizations and Youth Members in Kediri Regency by Subdistrict, 2018-2019**

| Kecamatan<br>Subdistrict | Karang Taruna<br>Youth organization |            | Jumlah Anggota<br>Number of Members |               |
|--------------------------|-------------------------------------|------------|-------------------------------------|---------------|
|                          | 2018                                | 2019       | 2018                                | 2019          |
| (1)                      | (2)                                 | (3)        | (4)                                 | (5)           |
| [010] Mojo               | 21                                  | 21         | 630                                 | 630           |
| [020] Semen              | 13                                  | 13         | 390                                 | 390           |
| [030] Ngadiluwih         | 17                                  | 17         | 510                                 | 510           |
| [040] Kras               | 17                                  | 17         | 510                                 | 510           |
| [050] Ringinrejo         | 12                                  | 12         | 360                                 | 360           |
| [060] Kandat             | 13                                  | 13         | 390                                 | 390           |
| [070] Wates              | 19                                  | 19         | 570                                 | 570           |
| [080] Ngancar            | 11                                  | 11         | 330                                 | 330           |
| [090] Plosoklaten        | 16                                  | 16         | 480                                 | 480           |
| [100] Gurah              | 22                                  | 22         | 660                                 | 660           |
| [110] Puncu              | 9                                   | 9          | 270                                 | 270           |
| [120] Kepung             | 11                                  | 11         | 330                                 | 330           |
| [130] Kandangan          | 13                                  | 13         | 390                                 | 390           |
| [140] Pare               | 11                                  | 11         | 330                                 | 330           |
| [141] Badas              | 9                                   | 9          | 270                                 | 270           |
| [150] Kunjang            | 13                                  | 13         | 390                                 | 390           |
| [160] Plemahan           | 18                                  | 18         | 540                                 | 540           |
| [170] Purwoasri          | 24                                  | 24         | 720                                 | 720           |
| [180] Papar              | 18                                  | 18         | 540                                 | 540           |
| [190] Pagu               | 14                                  | 14         | 420                                 | 420           |
| [191] Kayenkidul         | 13                                  | 13         | 390                                 | 390           |
| [200] Gampengrejo        | 12                                  | 12         | 360                                 | 360           |
| [201] Ngasem             | 13                                  | 13         | 390                                 | 390           |
| [210] Banyakan           | 10                                  | 10         | 300                                 | 300           |
| [220] Grogol             | 10                                  | 10         | 300                                 | 300           |
| [230] Tarokan            | 11                                  | 11         | 330                                 | 330           |
| <b>Kabupaten Kediri</b>  | <b>370</b>                          | <b>370</b> | <b>11 100</b>                       | <b>11 100</b> |

Catatan/Note: ...

Sumber/Source: Dinas Sosial Kabupaten Kediri/Social Service of Kediri Regency

**Tabel**  
**Table** 4.3.37

**Indeks Pembangunan Manusia (IPM) di Wilayah Eks  
Karesidenan Kediri, 2018-2019**  
*Human Development Index (HDI) in Kediri Ex-Residency,  
2018-2019*

| Kabupaten/ Kota<br>Regency/ Municipality                   | Angka Harapan<br>Hidup Saat Lahir<br>(AHH)<br>Life Expectancy (e0) |       | Angka Harapan Lama<br>Sekolah (HLS)<br>Expected Years of<br>Schooling (EYS) |       | Rata-rata Lama<br>Sekolah (RLS)<br>Mean Years of Schooling<br>(MYS) |       |
|--|--|-------|---|-------|---|-------|
|  | 2018   | 2019  | 2018  | 2019  | 2018  | 2019  |
| (1)  | (2)  | (3)   | (4)   | (5)   | (6)   | (7)   |
| <b>Kabupaten Trenggalek</b><br><i>Trenggalek Regency</i>   | 73,35  | 73,59 | 12,12   | 12,25 | 7,27  | 7,28  |
| <b>Kabupaten Tulungagung</b><br><i>Tulungagung Regency</i> | 73,74  | 73,95 | 13,05   | 13,15 | 8,06  | 8,07  |
| <b>Kabupaten Blitar</b><br><i>Blitar Regency</i>           | 73,16  | 73,39 | 12,44   | 12,45 | 7,27  | 7,29  |
| <b>Kabupaten Kediri</b><br><i>Kediri Regency</i>           | 72,37  | 72,54 | 12,87   | 12,88 | 7,68  | 8,01  |
| <b>Kabupaten Nganjuk</b><br><i>Nganjuk Regency</i>         | 71,25  | 71,44 | 12,84   | 12,85 | 7,61  | 7,63  |
| <b>Kota Kediri</b><br><i>Kediri Municipality</i>           | 73,80  | 73,96 | 14,96   | 14,97 | 9,91  | 9,92  |
| <b>Kota Blitar</b><br><i>Blitar Municipality</i>           | 73,36  | 73,60 | 14,02   | 14,31 | 9,90  | 10,10 |

Lanjutan Tabel/*Continued Table 4.3.37*

| Kabupaten/ Kota<br>Regency/ Municipality                   | Pengeluaran per Kapita<br>D disesuaikan (Rp. 000)<br><i>Adjusted Per Capita Expenditure<br/>(000 Rp.)</i> |        | Indeks Pembangunan Manusia<br>(IPM)<br><i>Human Development Index (HDI)</i> |       |
|--|---|--------|---|-------|
|  | 2018  | 2019   | 2018  | 2019  |
| (1)  | (8)   | (9)    | (10)  | (11)  |
| <b>Kabupaten Trenggalek</b><br><i>Trenggalek Regency</i>   | 9 400   | 9 865  | 68,71   | 69,46 |
| <b>Kabupaten Tulungagung</b><br><i>Tulungagung Regency</i> | 10 455  | 10 891 | 71,99   | 72,62 |
| <b>Kabupaten Blitar</b><br><i>Blitar Regency</i>           | 10 327  | 10 861 | 69,93   | 70,57 |
| <b>Kabupaten Kediri</b><br><i>Kediri Regency</i>           | 10 853  | 11 146 | 71,07   | 71,85 |
| <b>Kabupaten Nganjuk</b><br><i>Nganjuk Regency</i>         | 11 768  | 12 200 | 71,23   | 71,71 |
| <b>Kota Kediri</b><br><i>Kediri Municipality</i>           | 11 976  | 12 440 | 77,58   | 78,08 |
| <b>Kota Blitar</b><br><i>Blitar Municipality</i>           | 13 391  | 13 851 | 77,58   | 78,56 |

Catatan/Note: ...

Sumber/Source: BPS Provinsi Jawa Timur/BPS-Statistics of Jawa Timur Province

**Tabel**  
**Table** 4.3.38

**Indeks Pembangunan Gender (IPG) di Wilayah Eks  
Karesidenan Kediri, 2019**  
*Gender Development Index (IPG) in Kediri Ex-Residency,  
2019*

| Kabupaten/ Kota<br><i>Regency/ Municipality</i>     | Angka Harapan Hidup Saat Lahir<br>(AHH)<br><i>Life Expectancy (e0)</i> |                            | Angka Harapan Lama Sekolah (HLS)<br><i>Expected Years of Schooling (EYS)</i> |                            |
|---|--|----------------------------|--|----------------------------|
|   | Laki-laki<br><i>Male</i>   | Perempuan<br><i>Female</i> | Laki-laki<br><i>Male</i>   | Perempuan<br><i>Female</i> |
| (1)   | (2)  | (3)                        | (4)  | (5)                        |
| Kabupaten Trenggalek<br><i>Trenggalek Regency</i>   | 71,65  | 75,42                      | 12,22  | 12,41                      |
| Kabupaten Tulungagung<br><i>Tulungagung Regency</i> | 72,03  | 75,77                      | 12,91  | 13,58                      |
| Kabupaten Blitar<br><i>Blitar Regency</i>           | 71,44  | 75,22                      | 12,14  | 12,88                      |
| Kabupaten Kediri<br><i>Kediri Regency</i>           | 70,57  | 74,40                      | 12,87  | 13,11                      |
| Kabupaten Nganjuk<br><i>Nganjuk Regency</i>         | 69,44  | 73,33                      | 12,82  | 13,15                      |
| Kota Kediri<br><i>Kediri Municipality</i>           | 72,04  | 75,77                      | 14,65  | 15,08                      |
| Kota Blitar<br><i>Blitar Municipality</i>           | 71,66  | 75,43                      | 13,97  | 14,60                      |

Lanjutan Tabel/Continued Table 4.3.38

| Kabupaten/ Kota<br>Regency/ Municipality                   | Rata-rata Lama Sekolah (RLS)<br>Mean Years of Schooling (MYS) |                     | Pengeluaran per Kapita<br>Disesuaikan (Rp. 000)<br>Adjusted Per Capita Expenditure<br>(000 Rp.) |                     |
|--|---|---------------------|---|---------------------|
|  | Laki-laki<br>Male   | Perempuan<br>Female | Laki-laki<br>Male   | Perempuan<br>Female |
| (1)  | (6)   | (7)                 | (8)   | (9)                 |
| <b>Kabupaten Trenggalek</b><br><i>Trenggalek Regency</i>   | 7,62  | 7,07                | 14 746  | 9 456               |
| <b>Kabupaten Tulungagung</b><br><i>Tulungagung Regency</i> | 8,47  | 7,86                | 13 610  | 10 430              |
| <b>Kabupaten Blitar</b><br><i>Blitar Regency</i>           | 7,70  | 7,09                | 15 927  | 9 575               |
| <b>Kabupaten Kediri</b><br><i>Kediri Regency</i>           | 8,37  | 7,60                | 16 084  | 10 320              |
| <b>Kabupaten Nganjuk</b><br><i>Nganjuk Regency</i>         | 8,19  | 7,26                | 17 471  | 11 679              |
| <b>Kota Kediri</b><br><i>Kediri Municipality</i>           | 10,79   | 9,36                | 15 838  | 12 257              |
| <b>Kota Blitar</b><br><i>Blitar Municipality</i>           | 10,34   | 9,91                | 15 155  | 13 342              |

Lanjutan Tabel/*Continued Table* 4.3.38

| Kabupaten/ Kota<br><i>Regency/ Municipality</i>            | Indeks Pembangunan Manusia<br>(IPM)<br><i>Human Development Index (HDI)</i> |                            | Indeks Pembangunan Gender (IPG)<br><i>Gender Development Index</i> |
|--|---|----------------------------|--|
|  | Laki-laki<br><i>Male</i>  | Perempuan<br><i>Female</i> |  |
| (1)  | (10)  | (11)                       | (12)   |
| <b>Kabupaten Trenggalek</b><br><i>Trenggalek Regency</i>   | 74,01   | 68,64                      | 92,74  |
| <b>Kabupaten Tulungagung</b><br><i>Tulungagung Regency</i> | 75,35   | 72,06                      | 95,63  |
| <b>Kabupaten Blitar</b><br><i>Blitar Regency</i>           | 74,64   | 69,21                      | 92,73  |
| <b>Kabupaten Kediri</b><br><i>Kediri Regency</i>           | 76,06   | 70,51                      | 92,70  |
| <b>Kabupaten Nganjuk</b><br><i>Nganjuk Regency</i>         | 75,96   | 70,85                      | 93,27  |
| <b>Kota Kediri</b><br><i>Kediri Municipality</i>           | 81,51   | 77,05                      | 94,53  |
| <b>Kota Blitar</b><br><i>Blitar Municipality</i>           | 79,67   | 77,92                      | 97,80  |

Catatan/*Note*: ...Sumber/*Source*: BPS Provinsi Jawa Timur/*BPS-Statistics of Jawa Timur Province*

#### 4.4 KEMISKINAN POVERTY

**Tabel 4.4.1** **Garis Kemiskinan, Jumlah, dan Persentase Penduduk Miskin di Kabupaten Kediri, 2012–2019**  
*Poverty Line, Number, and Percentage of Poor People in Kediri Regency, 2012–2019*

| Tahun<br>Year | Garis Kemiskinan<br>(rupiah/kapita/bulan)<br>Poverty Line<br>(rupiah/capita/month) | Jumlah Penduduk<br>Miskin (ribu)<br>Number of Poor People<br>(thousand) | Persentase Penduduk<br>Miskin<br>Percentage of Poor<br>People |
|---------------|--|---|---|
| (1)           | (2)  | (3)   | (4)   |
| 2012          | 232 373  | 209,00  | 13,71   |
| 2013          | 245 287  | 202,70  | 13,23   |
| 2014          | 251 547  | 196,78  | 12,77   |
| 2015          | 261 088  | 199,38  | 12,91   |
| 2016          | 2723 74  | 197,43  | 12,72   |
| 2017          | 281 012  | 191,08  | 12,25   |
| 2018          | 294 098  | 177,20  | 11,31   |
| 2019          | 305 491  | 163,95  | 10,42   |

Catatan/Note: ...

Sumber/Source: .BPS, Survei Sosial Ekonomi Nasional Maret/BPS-Statistics Indonesia, March National Socioeconomic Survey



**Tabel**  
**Table** 4.4.2

**Indeks Kedalaman Kemiskinan dan Indeks Keparahan Kemiskinan di Kabupaten Kediri, 2012–2019**  
**Poverty Gap Index and Poverty Severity Index in Kediri Regency, 2012–2019**

| Tahun<br>Year | Indeks Kedalaman Kemiskinan<br>Poverty Gap Index | Indeks Keparahan Kemiskinan<br>Poverty Severity Index |
|---------------|--|---|
| (1)           | (2)  | (3)   |
| 2012          | 1,73   | 0,34  |
| 2013          | 1,96   | 0,43  |
| 2014          | 2,07   | 0,49  |
| 2015          | 2,05   | 0,45  |
| 2016          | 1,66   | 0,37  |
| 2017          | 1,75   | 0,39  |
| 2018          | 1,71   | 0,39  |
| 2019          | 1,24   | 0,22  |

Catatan/Note: ...

Sumber/Source: .BPS, Survei Sosial Ekonomi Nasional Maret/BPS-Statistics Indonesia, March National Socioeconomic Survey



# PERTANIAN, KEHUTANAN PETERNAKAN DAN PERIKANAN

*Agriculture, Forestry,  
Livestock and Fishery*

**BAB**  
CHAPTER

**5**

## Produksi Tanaman Sayuran menurut Jenis Tanaman (kuintal), 2019

*Production of Vegetables by Type of Plants (quintal), 2019*



**Cabai**  
Chilli

**435.528**

**Bawang Merah**  
Shallot

**137.503**



**Petsai**  
Chinese Cabbage

**12.898**




**Tomat**  
Tomato

**85.703**



**Terung**  
Eggplant

**116.344**





**PENJELASAN TEKNIS**

1. Lahan sawah adalah lahan pertanian yang berpetak-petak dan dibatasi oleh pematang (galangan), saluran untuk menahan/ menyalurkan air, yang biasanya ditanami padi sawah tanpa memandang dari mana diperoleh atau status lahan tersebut. Lahan yang dimaksud termasuk lahan yang terdaftar di Pajak Bumi Bangunan, luran Pembangunan Daerah, lahan bengkok, lahan serobotan, lahan rawa yang ditanami padi dan lahan bekas tanaman tahunan yang telah dijadikan sawah, baik yang ditanami padi, palawija atau tanaman semusim lainnya.
2. Tegal/Kebun adalah lahan pertanian bukan sawah (lahan kering) yang ditanami tanaman semusim atau tahunan dan terpisah dengan halaman sekitar rumah serta penggunaannya tidak berpindah pindah.
3. Ladang/Huma adalah lahan pertanian bukan sawah (lahan kering) yang biasanya ditanami tanaman semusim dan penggunaannya hanya semusim atau dua musim, kemudian akan ditinggalkan bila sudah tidak subur lagi (berpindah-pindah). Kemungkinan lahan ini beberapa tahun kemudian akan dikerjakan kembali jika sudah subur.

**TECHNICAL NOTES**

1. *Wetland is agricultural land that separated by small dykes to resist water, where the main crop is usually wetland paddy without considering where it is got from or the status of the land. It includes the land that is registered at land income tax office, regional development contribution, 'bengkok' land, illegal ownership, swamps for rice cultivation, and annual crop land mark that has been used as rice field, which are both planted with paddy, secondary crops or the other seasonal crops.*
2. *Dry field/Garden is an dryland (unirrigated land) which is planted with seasonal or annual crops and separately from the yard around the house without shifting*
3. *Unirrigated agricultural field / Shifting cultivation land is dryland (unirrigated land) that usually is cultivated for seasonal crops and utilized only for one or two seasons, then it will be left when it is not fertile (shifting). Maybe, this land will be used again in a few years if it has been fertile.*

- |   |   |
|---|---|
| <p>4. Lahan yang sementara tidak diusahakan adalah lahan yang biasanya diusahakan tetapi untuk sementara (lebih dari 1 (satu) tahun tetapi kurang dari atau sama dengan 2 (dua) tahun) tidak diusahakan, termasuk lahan sawah yang tidak diusahakan selama lebih dari 2 (dua) tahun.</p>  | <p>4. <i>Temporarily unused land is land that is regularly used but temporarily (more than a year but less or equal than two years) is unused, it includes wetland that is not cultivated more than two years.</i></p>  |
| <p>5. Data pokok tanaman pangan yang dikumpulkan adalah luas panen dan produktivitas (hasil per hektar). Produksi tanaman pangan merupakan hasil perkalian antara luas panen dengan produktivitas. Pengumpulan data luas panen dilakukan setiap bulan dengan pendekatan area kecamatan di seluruh wilayah Indonesia. Pengumpulan data produktivitas dilakukan melalui pengukuran langsung pada plot ubinan berukuran 2½ m x 2½ m. Pengumpulan data produktivitas dilakukan setiap subround (empat bulanan) pada waktu panen petani.</p> | <p>5. <i>The main food crops data collected consists of harvested area and productivity (yield per hectare). Food crops production is generated by harvested area multiplied by productivity. The harvested area data is collected every month using sub district area approach in all sub district in Indonesia. The productivity data collection is conducted by a direct measurement in 2½m x 2½m crop cutting plot. The productivity measurement is conducted in every subround (four monthly) at the time when farmers are harvesting their crops.</i></p> |
| <p>6. Data produksi padi dan palawija yang disajikan adalah dalam kualitas: gabah kering giling (padi), pipilan kering (jagung), biji kering (kedelai dan kacang tanah), dan umbi basah (ubi kayu dan ubi jalar).</p>   | <p>6. <i>Production of paddy and secondary crops data are presented in the form of: dry unhusked rice (paddy), dry loose maize (maize), dry shells crops (soybeans and peanuts), and fresh roots (cassava and sweet potatoes).</i></p>  |
| <p>7. Tanaman sayuran dan buah-buahan semusim<br/>Tanaman sayuran semusim</p>   | <p>7. <i>Seasonal vegetable and fruit plants<br/>Seasonal vegetable plants are</i></p>  |

adalah tanaman sumber vitamin, garam mineral dan lain-lain yang dikonsumsi dari bagian tanaman yang berupa daun, bunga, buah, dan umbinya, yang berumur kurang dari satu tahun.

Tanaman buah-buahan semusim adalah tanaman sumber vitamin, garam mineral, dan lain-lain yang dikonsumsi dari bagian tanaman yang berupa buah, berumur kurang dari satu tahun, tidak berbentuk pohon/rumpun tetapi menjalar dan berbatang lunak.

*plants which are the sources of vitamin, mineral salt, etc, consumed from the part of the plant in the form of leaf, flower, fruit, and root with the age of less than one year.*

*Seasonal fruit plants are plants which are the sources of vitamin, mineral salt, etc, consumed from the part of the plant in the form of fruits. These plants are creeps with the age of less than one year.*

8. Tanaman buah-buahan dan sayuran tahunan

Tanaman buah-buahan tahunan adalah tanaman sumber vitamin, garam mineral, dan lain-lain yang dikonsumsi dari bagian tanaman yang berupa buah dan merupakan tanaman tahunan.

Tanaman sayuran tahunan adalah tanaman sumber vitamin, garam mineral, dan lain-lain yang dikonsumsi dari bagian tanaman yang berupa daun dan atau buah yang berumur lebih dari satu tahun.

8. *Annual fruit and vegetable plants*

*Annual fruit plants are plants which are the sources of vitamin, contained mineral salt, etc, consumed from the part of plant in the form of fruit and more than one year of age.*

*Annual vegetable plants are plants which are the sources of vitamin, contained mineral salt, etc, consumed from the part of the plant in the form of vegetable and more than one year of age.*

9. Tanaman biofarmaka adalah tanaman yang bermanfaat untuk obat-obatan, kosmetik, dan kesehatan yang dikonsumsi atau digunakan dari bagian-bagian tanaman seperti daun, batang, buah, umbi (rimpang) ataupun akar.

9. *Medicinal plants are plants which are useful for medicine. It is consumed from part of the plant such as leaf, flower, fruit, tuber, and root.*

10. Tanaman hias adalah tanaman yang mempunyai nilai keindahan baik bentuk, warna daun, tajuk maupun bunganya, sering digunakan untuk penghias pekarangan dan lain sebagainya.
10. *Ornamental plants are plants which have a beauty value, either in shape, colour of leaf or crown of flower, and they are often used as a yard decorator.*
11. Luas panen tanaman hortikultura adalah luas tanaman sayuran, buah-buahan, biofarmaka, dan tanaman hias yang diambil hasilnya/dipanen pada periode pelaporan.
11. *Harvested area of horticulture is area which vegetable, fruit, medicinal and ornamental plant of crop harvested during the period of report.*
12. Luas panen untuk tanaman sayuran adalah luas tanaman yang dipanen sekaligus/habis/dibongkar dan luas tanaman yang dipanen berkali-kali (lebih dari satu kali)/belum habis. Tanaman yang dipanen sekaligus/habis/dibongkar adalah tanaman yang sehabis panen langsung dibongkar/dicabut, terdiri dari bawang merah, bawang putih, bawang daun, kentang, kol/kubis, kembang kol, petsai/sawi, wortel, lobak, dan kacang merah. Tanaman yang dipanen berkali-kali (lebih dari satu kali)/belum habis adalah tanaman yang pemanenannya lebih dari satu kali dan biasanya dibongkar apabila panen terakhir sudah tidak memadai lagi, terdiri dari: kacang panjang, cabe besar, cabe rawit, jamur, tomat, terung, buncis, ketimun, labu siam, kangkung, bayam, melon, semangka, dan blewah.
12. *Harvested area of vegetables is area of entirely plant harvested/demolished and plant harvested several times/undemolished. Entirely plants harvested/demolished are plants usually harvested once and demolished to be substituted by other plants, consisting of: shallots, garlic, leeks, potato, cabbage, cauli flower, mustard green, carrots, chinese radish, and red kidney beans. Plants harvested several times/undemolished are plants usually harvested more than once and demolished in the case that the last harvest was economically not profitable. They consist of : yard long beans, chili, small chili, mushroom, tomatoes, egg plant, frech beans, cucumber, pumpkin/chajota, swamp cabbage, spinach, melon, watermelon, and blewah .*



13. Produksi hortikultura adalah hasil menurut bentuk produk dari setiap tanaman sayuran, buah-buahan, biofarmaka dan tanaman hias yang diambil berdasarkan luas yang dipanen/tanaman yang menghasilkan pada bulan/triwulan laporan.
14. Data perkebunan besar dikumpulkan oleh BPS setiap bulan secara lengkap (sensus bulanan) dengan sistem surat pos. Khusus untuk tanaman kelapa, cengkeh, dan kapuk, datanya diperoleh dari Direktorat Jenderal Perkebunan. Data perkebunan rakyat juga diperoleh dari Direktorat Jenderal Perkebunan.
15. Penghitungan luas tanaman perkebunan besar adalah pada keadaan akhir tahun dan tidak termasuk yang luasnya kurang dari 5 hektar.
16. Bentuk produksi perkebunan adalah; karet kering (karet), daun kering (teh dan tembakau), biji kering (kopi dan coklat), kulit kering (kayu manis dan kina), serat kering (rami), bunga kering (cengkeh), refined sugar (tebu dari perkebunan besar), gula mangkok (tebu dari perkebunan rakyat), ekivalen kopra (kopra), biji dan bunga (pala) serta minyak daun (sereh).
13. *Horticulture production is the standard production quantity form of vegetable, fruit, medicinal and ornamental plant based on harvested area/the number of production plants reported monthly/quarterly.*
14. *Data on estates are collected by the BPS every month on complete basis through a mailing system. Data on coconut, clove, and kapok, as well as on smallholder plantation, are acquired from the Directorate General of Estates.*
15. *Planted areas of estates refer to condition at the end of the year, and exclude areas less than 5 hectares.*
16. *Production of estates crops are follows: dry rubber (rubber); dry leaves (tea and tobacco); dry beans (coffee and cocoa); dry bark (cassia vera and cinchona); dry fibre (rosella); dry flowers/buds (cloves); refined sugar (sugar cane from estate); cup sugar (sugar cane from smallholders); copra (copra); seeds and buds (nutmeg); and leaf oil (citronella).*

17. Persediaan akhir tahun produksi perkebunan besar bukan merupakan cadangan penyangga (buffer stock).
  18. Data populasi ternak bersumber dari Dinas Pertanian Kabupaten Kediri, sedangkan jumlah pemotongan ternak merupakan hasil Survei Laporan Pemotongan Ternak. Pengumpulan data pemotongan ternak dilakukan secara lengkap setiap triwulan di seluruh Rumah Potong Hewan (RPH) yang ada di Kabupaten Kediri.
17. *The production availability of estates at the end of year is not the buffer stock.*
  18. *Data of domestic livestock population are obtained from the Office of Kediri Regency, while data on the number of animals slaughtered are based on the quarterly survey conducted by BPS. This survey is a complete enumeration on all slaughterhouses in Kediri Regency.*

**ULASAN****DESCRIPTION****Hortikultura**

1. Luas Kabupaten Kediri terbagi menjadi 3 bagian yaitu Lahan Bukan Pertanian dengan luas 40.395 Ha, Lahan Pertanian Sawah 51.968 Ha dan Lahan Pertanian Bukan Sawah 46.242 Ha. Jadi lahan Pertanian Sawah di Kabupaten Kediri merupakan bagian terluas.
2. Tahun 2019, dari 15 jenis produksi sayuran terdapat 2 jenis produksi sayuran mengalami peningkatan produksi dibandingkan tahun 2018. Peningkatan produksi terbesar pada tanaman Tomat (24.42 persen) dan tanaman Bawang Merah (9.43 persen).
3. Tanaman Biofarmaka merupakan komoditas pertanian yang ditanam di Kabupaten Kediri, tahun 2019 luas tanaman Biofarmaka 13.029.974 m<sup>2</sup> dengan total produksi 15.718.570 Kg. Tanaman Biofarmaka dengan luas panen terluas dan produksi terbesar adalah kunyit, Luas panen 11.789.703 m<sup>2</sup> dan produksi 12.746.903 Kg.
4. Dari data luas panen tanaman biofarmaka Kabupaten Kediri tahun 2019 menurut kecamatan dan jenis tanaman, wilayah terluas untuk tanaman Jahe adalah kecamatan kepung dengan luas panen 820.000 m<sup>2</sup> dan jumlah

**Horticulture**

1. *The area of Kediri Regency is divided into 3 parts, namely Non-Agricultural Land with an area of 40,395 Ha, Wetland Agricultural Land of 51,968 Ha and Non-Wetland Agricultural Land of 46,242 Ha. So the Sawah Agriculture land in Kediri Regency is the widest part.*
2. *In 2019, out of 15 types of vegetable production, there were 2 types of vegetable production that experienced an increase in production compared to 2018. The largest increase in production was in Tomato plants (24.42 percent) and Shallots (9.43 percent).*
3. *Biopharmaca Plants are agricultural commodities grown in Kediri Regency, in 2019 of Biopharmaca plant area of 13,029,974 m<sup>2</sup> with a total production of 15,718,570 kg. Biopharmaca plants with the largest harvested area and the largest production are turmeric, harvested area is 11,789,703 m<sup>2</sup> and production is 12,746,903 kg.*
4. *From the biopharmaca crop harvest data of Kediri Regency in 2019 according to subdistricts and types of plants, the largest area for Ginger is the Kepung subdistrict with a harvest area of 820,000 m<sup>2</sup> and a total production of 1,895,000*

produksi 1.895.000 Kg. Untuk tanaman Laos wilayah terluas juga berada di Kecamatan Kepung dengan luas panen 120.000 m<sup>2</sup> dengan produksi 340.000 Kg, Sedangkan tanaman kencur wilayah yang terluas berada pada kecamatan Kandangan dengan luas panen 4.000 m<sup>2</sup> dan produksi 7.290 Kg. Tanaman Kunyit wilayah panen terluas dan produksi tertinggi berada di kecamatan Tarokan dengan luas 7.250.000 m<sup>2</sup> dan produksi 5.067.900 Kg.

*kg. For Laos, the largest area is also in Kepung subdistrict with a harvest area of 120,000 m<sup>2</sup> with a production of 340,000 kg, while the kencur plant with the largest area is in the Kandangan subdistrict with a harvest area of 4,000 m<sup>2</sup> and a production of 7,290 kg. Turmeric crops are the largest harvest area and the highest production is in the Tarokan subdistrict with an area of 7,250,000 m<sup>2</sup> and a production of 5,067,900 kg.*

5. Untuk komoditas Tanaman Hias data luas panen dan produksi dari Kabupaten Kediri tahun 2019, tanaman hias memiliki luas panen 69.213 m<sup>2</sup> dan produksi total 1.466.510 tangkai. Bunga Mawar merupakan jenis tanaman hias yang paling banyak dibudidayakan di Kabupaten Kediri yang memiliki luas 65.600 m<sup>2</sup> dan produksi 1.430.655 tangkai.

5. *For Ornamental Plants commodities harvest and production area data of Kediri Regency in 2019, ornamental plants have a harvest area of 69,213 m<sup>2</sup> and a total production of 1,466,510 stalks. Rose is a type of ornamental plant that is most widely cultivated in the District of Kediri which has an area of 65,600 m<sup>2</sup> and a production of 1,430,655 stems.*

**Perkebunan**

6. Luas tanaman perkebunan di Kabupaten Kediri tahun 2019 mengalami kenaikan sebesar 1.69 persen dibandingkan tahun 2018, akan tetapi total produksinya mengalami penurunan 6.83 persen.

7. Tanaman Tebu masih merupakan tanaman perkebunan yang paling banyak ditanam. Di tahun 2019 luas tanaman tebu mencapai

**Plantation**

6. *Plantation area in Kediri in 2019 increased by 1.69 percent compared to 2018, but the total production decreased by 6.83 percent.*

7. *Sugarcane is still the most widely planted estate crop. In 2019 sugarcane area will reach 21,320 hectares with total production of*

21.320 Ha dengan jumlah produksi sebesar 1.959.370 Ton.

1,959,370 tons.

### **Kehutanan**

8. Dari data Perum Perhutani KPH Kediri, luas hutan di Kabupaten Kediri mencapai 21.953,90 Ha. Berdasar laporan tersebut, hutan produksi merupakan hutan terluas menurut fungsinya yakni mencapai 62,57 persen dari luas hutan keseluruhan.
9. Jika dilihat perkecamatan, kecamatan Puncu merupakan kecamatan yang memiliki hutan paling luas yakni 5.139,20 Ha.

### **Forestry**

8. *From the data of the Perhutani Perum Perhutani KPH Kediri, the forest area in Kediri Regency reaches 21,953.90 Ha. Based on the report, the production forest is the largest forest according to its function, reaching 62.57 percent of the total forest area.*
9. *If seen in the subdistrict, Puncu sub-district is the district that has the most extensive forest of 5,139.20 Ha.*

### **Peternakan**

10. Secara umum populasi ternak di Kabupaten Kediri tahun 2019 mengalami peningkatan sebesar 2,64 persen. Populasi ternak yang mengalami peningkatan sangat signifikan adalah kelinci (28,55 persen).
11. Kecamatan Puncu dan Pare merupakan kecamatan dengan populasi ternak terbesar, yakni 9,83 persen dan 8,91 persen.

### **Livestock**

10. *In general, the livestock population in Kediri Regency in 2018 has increased by 2.64 percent. The livestock population that experienced a very significant increase was rabbit (28.55 percent).*
11. *Puncu and Pare sub-districts are the sub-districts with the largest livestock population, ie 9,83 percent and 8.91 percent.*

### **Perikanan**

12. Kecamatan Pare merupakan kecamatan yang memiliki rumah tangga perikanan paling banyak di tahun 2019 yakni sebanyak 1.222 rumah tangga.

### **Fishery**

12. *Subdistrict Pare is a subdistrict that has the most fishery households in 2019 that is as many as 1,222 households.*

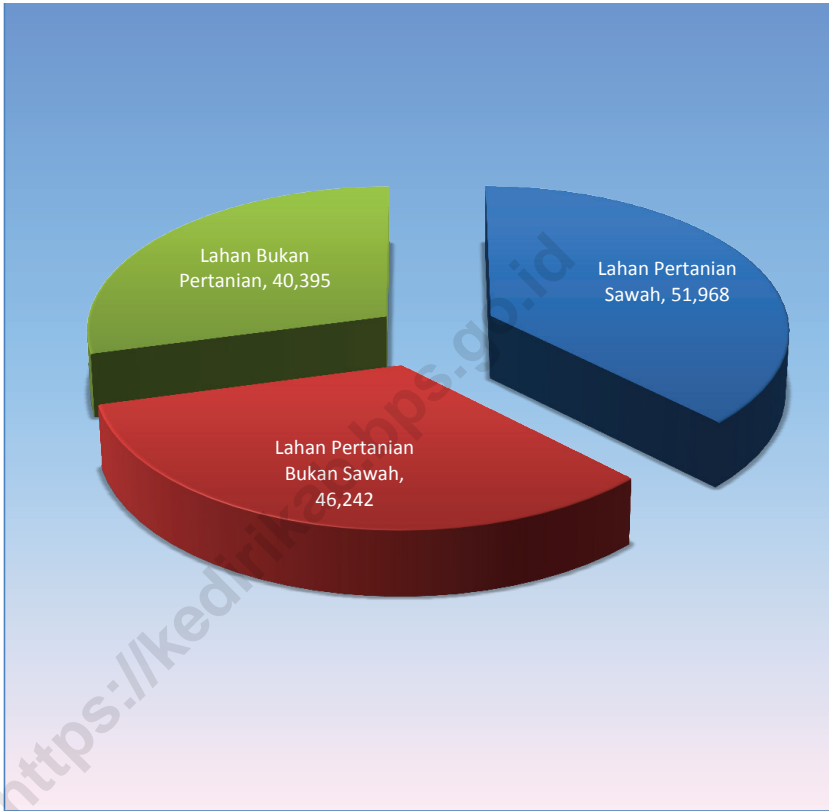
13. Jika dilihat dari jenis ikan air tawar yang diproduksi di tahun 2019 ikan lele merupakan ikan yang paling banyak diproduksi yakni sebesar 14.980 ton. Sedangkan dari jenis ikan hias yang diproduksi, ikan cupang masih merupakan ikan yang paling banyak diproduksi sebesar 102.246 ribu ekor
13. *When viewed from the type of freshwater fish produced in 2019, catfish is the most widely produced fish that is 14,980 tons. Whereas from the type of ornamental fish produced, betta fish is still the most produced fish of 102,246 thousand heads*

<https://kedirikab.bps.go.id>

<https://kedirikab.bps.go.id>

**Gambar** 5.1  
**Figures**

**Luas Lahan Pertanian di Kabupaten Kediri (ha), 2019**  
**Total Area of Agricultural Land in Kediri Regency (ha), 2019**

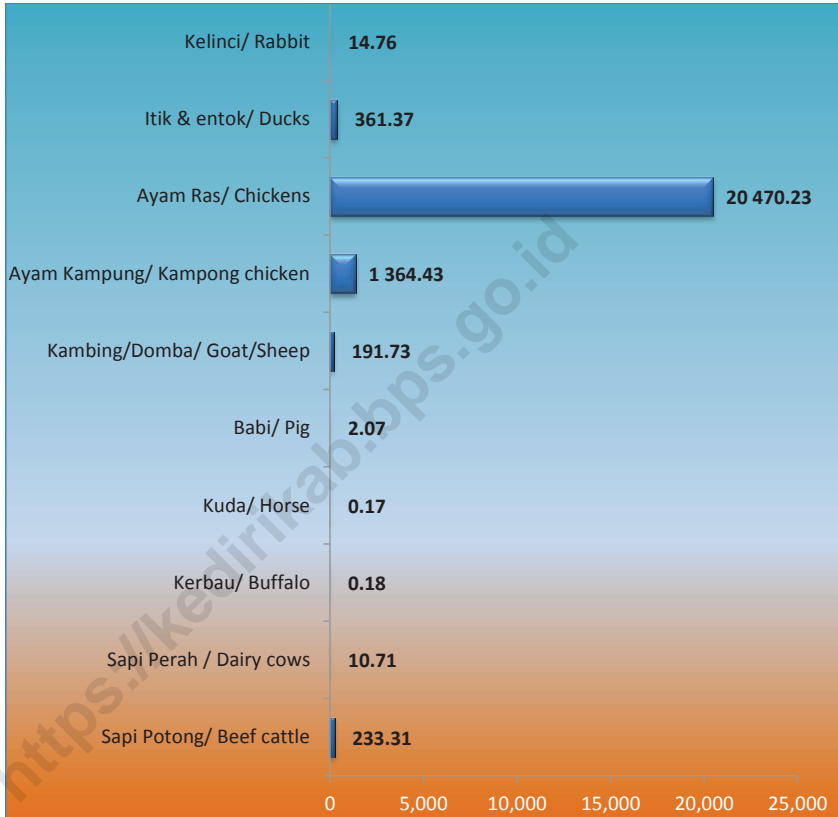


Sumber/Source : Dinas Pertanian dan Perkebunan Kabupaten Kediri/ Department Agriculture and Plantation of Kediri Regency



**Gambar** 5.2  
**Figures**

**Populasi Ternak di Kabupaten Kediri (ribu ekor), 2019**  
**Livestock Populations in Kediri Regency (thousand tails), 2019**



Sumber/Source : Dinas Ketahanan Pangan Dan Peternakan Kabupaten Kediri/ Food and Livestock Resilience Office of Kediri Regency

**5.1 HORTIKULTURA**  
**HORTICULTURE**

**Tabel 5.1.1 Luas Panen Tanaman Sayuran di Kabupaten Kediri Menurut Kecamatan dan Jenis Tanaman (ha), 2018 dan 2019**  
**Table 5.1.1 Harvested Area of Vegetables in Kediri Regency by Subdistrict and Kind of Plant (ha), 2018 and 2019**

| Kecamatan<br>Subdistrict | Bawang Merah/Shallot |                 | Cabai/Chili     |                 |
|--------------------------|----------------------|-----------------|-----------------|-----------------|
|                          | 2018                 | 2019            | 2018            | 2019            |
| (1)                      | (2)                  | (3)             | (4)             | (5)             |
| [010] Mojo               | 1,00                 | –               | 16,00           | 12,00           |
| [020] Seman              | 24,00                | 31,00           | 36,00           | 61,00           |
| [030] Ngadiluwih         | 16,00                | 1,00            | 27,00           | 3,00            |
| [040] Kras               | –                    | –               | 43,00           | 44,00           |
| [050] Ringinrejo         | –                    | –               | 259,00          | 289,00          |
| [060] Kandat             | –                    | –               | 33,00           | 23,00           |
| [070] Wates              | 2,00                 | –               | 91,00           | 122,00          |
| [080] Ngancar            | –                    | –               | 130,00          | 162,00          |
| [090] Plosoklaten        | –                    | –               | 709,00          | 585,00          |
| [100] Gurah              | –                    | –               | 578,00          | 511,00          |
| [110] Puncu              | –                    | 7,00            | 1 672,00        | 1 556,00        |
| [120] Kepung             | 369,00               | 534,00          | 2 153,00        | 1 617,00        |
| [130] Kandangan          | 5,00                 | 3,00            | 21,00           | 16,00           |
| [140] Pare               | 43,00                | 88,00           | 63,00           | 127,00          |
| [141] Badas              | 607,00               | 598,00          | 17,00           | 7,00            |
| [150] Kunjang            | 9,00                 | 10,00           | 12,00           | 18,00           |
| [160] Plemahan           | 585,00               | 653,00          | 104,00          | 97,00           |
| [170] Purwoasri          | –                    | –               | 20,00           | 6,00            |
| [180] Papar              | 27,00                | 19,00           | 69,00           | 63,00           |
| [190] Pagu               | 6,00                 | 9,00            | 863,00          | 1 387,00        |
| [191] Kayenkidul         | 9,00                 | 7,00            | 699,00          | 887,00          |
| [200] Gampengrejo        | 6,00                 | 6,00            | 9,00            | 7,00            |
| [201] Ngasem             | 7,00                 | 10,00           | 127,00          | 208,00          |
| [210] Banyakan           | –                    | 27,00           | 6,00            | 17,00           |
| [220] Grogol             | –                    | –               | 16,00           | 7,00            |
| [230] Tarokan            | 98,00                | 65,00           | 7,00            | 8,00            |
| <b>Kabupaten Kediri</b>  | <b>1 814,00</b>      | <b>2 068,00</b> | <b>7 780,00</b> | <b>7 840,00</b> |

Lanjutan Tabel/*Continued Table* 5.1.1

| Kecamatan<br>Subdistrict | Kentang/Potato |      | Kubis/Cabbage |      |
|--------------------------|----------------|------|---------------|------|
|                          | 2018           | 2019 | 2018          | 2019 |
| (1)                      | (6)            | (7)  | (8)           | (9)  |
| [010] Mojo               | -              | -    | -             | -    |
| [020] Semen              | -              | -    | -             | -    |
| [030] Ngadiluwih         | -              | -    | -             | -    |
| [040] Kras               | -              | -    | -             | -    |
| [050] Ringinrejo         | -              | -    | -             | -    |
| [060] Kandat             | -              | -    | -             | -    |
| [070] Wates              | -              | -    | -             | -    |
| [080] Ngancar            | -              | -    | -             | -    |
| [090] Plosoklaten        | -              | -    | -             | -    |
| [100] Gurah              | -              | -    | -             | -    |
| [110] Puncu              | -              | -    | -             | -    |
| [120] Kepung             | -              | -    | -             | -    |
| [130] Kandangan          | -              | -    | -             | -    |
| [140] Pare               | -              | -    | -             | -    |
| [141] Badas              | -              | -    | -             | -    |
| [150] Kunjang            | -              | -    | -             | -    |
| [160] Plemahan           | -              | -    | -             | -    |
| [170] Purwoasri          | -              | -    | -             | -    |
| [180] Papar              | -              | -    | -             | -    |
| [190] Pagu               | -              | -    | -             | -    |
| [191] Kayenkidul         | -              | -    | -             | -    |
| [200] Gampengrejo        | -              | -    | -             | -    |
| [201] Ngasem             | -              | -    | -             | -    |
| [210] Banyakan           | -              | -    | -             | -    |
| [220] Grogol             | -              | -    | -             | -    |
| [230] Tarokan            | -              | -    | -             | -    |
| <b>Kabupaten Kediri</b>  | -              | -    | -             | -    |

Lanjutan Tabel/*Continued Table 5.1.1*

| Kecamatan<br>Subdistrict | Petsai<br><i>Chinese Cabbage</i> |               | Tomat/ <i>Tomato</i> |               | Bawang Putih/ <i>Garlic</i> |          |
|--------------------------|----------------------------------|---------------|----------------------|---------------|-----------------------------|----------|
|                          | 2018                             | 2019          | 2018                 | 2019          | 2018                        | 2019     |
| (1)                      | (10)                             | (11)          | (12)                 | (13)          | (14)                        | (15)     |
| [010] Mojo               | -                                | -             | 3,00                 | 3,00          | -                           | -        |
| [020] Semen              | -                                | -             | 12,00                | 5,00          | -                           | -        |
| [030] Ngadiluwih         | -                                | -             | 4,00                 | 1,00          | -                           | -        |
| [040] Kras               | -                                | -             | -                    | 4,00          | -                           | -        |
| [050] Ringinrejo         | -                                | -             | -                    | 13,00         | -                           | -        |
| [060] Kandat             | -                                | -             | 1,00                 | 2,00          | -                           | -        |
| [070] Wates              | 2,00                             | -             | 20,00                | 9,00          | -                           | -        |
| [080] Ngancar            | -                                | -             | 38,00                | 49,00         | -                           | -        |
| [090] Plosoklaten        | 39,00                            | 36,00         | 69,00                | 62,00         | -                           | -        |
| [100] Gurah              | 5,00                             | -             | 13,00                | 24,00         | -                           | -        |
| [110] Puncu              | 11,00                            | 19,00         | 90,00                | 91,00         | -                           | -        |
| [120] Kepung             | -                                | -             | 148,00               | 236,00        | -                           | -        |
| [130] Kandangan          | 1,00                             | -             | 12,00                | 13,00         | -                           | -        |
| [140] Pare               | -                                | -             | 5,00                 | 13,00         | -                           | -        |
| [141] Badas              | 78,00                            | 75,00         | 4,00                 | 5,00          | -                           | -        |
| [150] Kunjang            | -                                | -             | 4,00                 | 7,00          | -                           | -        |
| [160] Plemahan           | 40,00                            | 7,00          | 7,00                 | 1,00          | -                           | -        |
| [170] Purwoasri          | -                                | -             | 2,00                 | 1,00          | -                           | -        |
| [180] Papar              | -                                | -             | -                    | -             | -                           | -        |
| [190] Pagu               | -                                | -             | -                    | -             | -                           | -        |
| [191] Kayenkidul         | -                                | 2,00          | 1,00                 | -             | -                           | -        |
| [200] Gampengrejo        | -                                | -             | -                    | 1,00          | -                           | -        |
| [201] Ngasem             | -                                | -             | 1,00                 | -             | -                           | -        |
| [210] Banyakan           | -                                | -             | -                    | -             | -                           | -        |
| [220] Grogol             | -                                | -             | -                    | -             | -                           | -        |
| [230] Tarokan            | -                                | -             | -                    | -             | -                           | -        |
| <b>Kabupaten Kediri</b>  | <b>176,00</b>                    | <b>139,00</b> | <b>434,00</b>        | <b>540,00</b> | <b>-</b>                    | <b>-</b> |

Catatan/Note: ...

Sumber/Source: BPS, Statistik Pertanian Hortikultura SPH-SBS/BPS-Statistics Indonesia, Agricultural Statistic for Horticulture SPH-SBS

**Tabel**  
**Table** 5.1.2**Produksi Tanaman Sayuran di Kabupaten Kediri Menurut Kecamatan dan Jenis Tanaman (kuintal), 2018 dan 2019*****Production of Vegetables in Kediri Regency by Subdistrict and Kind of Plant (quintal), 2018 dan 2019***

| Kecamatan<br>Subdistrict | Bawang Merah/Shallot |                   | Cabai/Chili       |                   |
|--------------------------|----------------------|-------------------|-------------------|-------------------|
|                          | 2018                 | 2019              | 2018              | 2019              |
| (1)                      | (2)                  | (3)               | (4)               | (5)               |
| [010] Mojo               | 77,00                | –                 | 1 569,00          | 1 002,00          |
| [020] Semen              | 1 920,00             | 2 028,00          | 2 639,00          | 3 781,00          |
| [030] Ngadiluwih         | 1 066,00             | 70,00             | 1 717,00          | 254,00            |
| [040] Kras               | –                    | –                 | 5 772,00          | 1 435,00          |
| [050] Ringinrejo         | –                    | –                 | 10 999,00         | 9 995,00          |
| [060] Kandat             | –                    | –                 | 3 697,00          | 2 729,00          |
| [070] Wates              | 136,00               | –                 | 7 238,00          | 8 008,00          |
| [080] Ngancar            | –                    | –                 | 12 293,00         | 14 707,00         |
| [090] Plosoklaten        | –                    | –                 | 16 726,00         | 19 799,00         |
| [100] Gurah              | –                    | –                 | 17 646,00         | 30 417,00         |
| [110] Puncu              | –                    | 450,00            | 143 878,00        | 106 777,00        |
| [120] Kepung             | 22 508,00            | 33 715,00         | 112 924,00        | 84 910,00         |
| [130] Kandangan          | 350,00               | 210,00            | 1 940,00          | 1 635,00          |
| [140] Pare               | 2 949,00             | 5 253,00          | 4 075,00          | 7 411,00          |
| [141] Badas              | 50 836,00            | 48 445,00         | 1 910,00          | 814,00            |
| [150] Kunjang            | 610,00               | 707,00            | 952,00            | 1 856,00          |
| [160] Plemahan           | 34 586,00            | 35 444,00         | 4 255,00          | 5 981,00          |
| [170] Purwoasri          | –                    | –                 | 1 006,00          | 370,00            |
| [180] Papar              | 2 810,00             | 1 496,00          | 6 719,00          | 6 155,00          |
| [190] Pagu               | 373,00               | 627,00            | 58 428,00         | 68 879,00         |
| [191] Kayenkidul         | 417,00               | 471,00            | 36 523,00         | 47 387,00         |
| [200] Gampengrejo        | 389,00               | 394,00            | 477,00            | 402,00            |
| [201] Ngasem             | 473,00               | 640,00            | 3 638,00          | 7 857,00          |
| [210] Banyakan           | –                    | 1 776,00          | 417,00            | 1 098,00          |
| [220] Grogol             | –                    | –                 | 1 284,00          | 1 043,00          |
| [230] Tarokan            | 5 035,00             | 5 777,00          | 931,00            | 826,00            |
| <b>Kabupaten Kediri</b>  | <b>124 535,00</b>    | <b>137 503,00</b> | <b>459 653,00</b> | <b>435 528,00</b> |

Lanjutan Tabel/*Continued Table 5.1.2*

| Kecamatan<br>Subdistrict | Kentang/Potato |      | Kubis/Cabbage |      |
|--------------------------|----------------|------|---------------|------|
|                          | 2018           | 2019 | 2018          | 2019 |
| (1)                      | (6)            | (7)  | (8)           | (9)  |
| [010] Mojo               | -              | -    | -             | -    |
| [020] Semen              | -              | -    | -             | -    |
| [030] Ngadiluwih         | -              | -    | -             | -    |
| [040] Kras               | -              | -    | -             | -    |
| [050] Ringinrejo         | -              | -    | -             | -    |
| [060] Kandat             | -              | -    | -             | -    |
| [070] Wates              | -              | -    | -             | -    |
| [080] Ngancar            | -              | -    | -             | -    |
| [090] Plosoklaten        | -              | -    | -             | -    |
| [100] Gurah              | -              | -    | -             | -    |
| [110] Puncu              | -              | -    | -             | -    |
| [120] Kepung             | -              | -    | -             | -    |
| [130] Kandangan          | -              | -    | -             | -    |
| [140] Pare               | -              | -    | -             | -    |
| [141] Badas              | -              | -    | -             | -    |
| [150] Kunjang            | -              | -    | -             | -    |
| [160] Plemahan           | -              | -    | -             | -    |
| [170] Purwoasri          | -              | -    | -             | -    |
| [180] Papar              | -              | -    | -             | -    |
| [190] Pagu               | -              | -    | -             | -    |
| [191] Kayenkidul         | -              | -    | -             | -    |
| [200] Gampengrejo        | -              | -    | -             | -    |
| [201] Ngasem             | -              | -    | -             | -    |
| [210] Banyakan           | -              | -    | -             | -    |
| [220] Grogol             | -              | -    | -             | -    |
| [230] Tarokan            | -              | -    | -             | -    |
| <b>Kabupaten Kediri</b>  | -              | -    | -             | -    |

Lanjutan Tabel/*Continued Table 5.1.2*

| Kecamatan<br>Subdistrict | Petsai<br><i>Chinese Cabbage</i> |                  | Tomat/ <i>Tomato</i> |                  | Bawang Putih/ <i>Garlic</i> |          |
|--------------------------|----------------------------------|------------------|----------------------|------------------|-----------------------------|----------|
|                          | 2018                             | 2019             | 2018                 | 2019             | 2018                        | 2019     |
| (1)                      | (10)                             | (11)             | (12)                 | (13)             | (14)                        | (15)     |
| [010] Mojo               | -                                | -                | 747,00               | 555,00           | -                           | -        |
| [020] Semen              | -                                | -                | 2 015,00             | 960,00           | -                           | -        |
| [030] Ngadiluwih         | -                                | -                | 705,00               | 100,00           | -                           | -        |
| [040] Kras               | -                                | -                | -                    | 877,00           | -                           | -        |
| [050] Ringinrejo         | -                                | -                | -                    | 2 000,00         | -                           | -        |
| [060] Kandat             | -                                | -                | 541,00               | 749,00           | -                           | -        |
| [070] Wates              | 250,00                           | -                | 3 784,00             | 1 699,00         | -                           | -        |
| [080] Ngancar            | -                                | -                | 4 446,00             | 6 258,00         | -                           | -        |
| [090] Plosklaten         | 5 062,00                         | 4 785,00         | 10 726,00            | 10 179,00        | -                           | -        |
| [100] Gurah              | 50,00                            | -                | 135,00               | 4 215,00         | -                           | -        |
| [110] Puncu              | 893,00                           | 1 305,00         | 12 271,00            | 13 471,00        | -                           | -        |
| [120] Kepung             | -                                | -                | 21 363,00            | 36 733,00        | -                           | -        |
| [130] Kandangan          | 100,00                           | -                | 2 170,00             | 2 520,00         | -                           | -        |
| [140] Pare               | -                                | -                | 869,00               | 2 531,00         | -                           | -        |
| [141] Badas              | 7 321,00                         | 6 228,00         | 785,00               | 1 050,00         | -                           | -        |
| [150] Kunjang            | -                                | -                | 768,00               | 1 211,00         | -                           | -        |
| [160] Plemahan           | 3 316,00                         | 420,00           | 1 390,00             | 180,00           | -                           | -        |
| [170] Purwoasri          | -                                | -                | 370,00               | 120,00           | -                           | -        |
| [180] Papar              | -                                | -                | -                    | -                | -                           | -        |
| [190] Pagu               | -                                | -                | -                    | -                | -                           | -        |
| [191] Kayenkidul         | -                                | 160,00           | 386,00               | -                | -                           | -        |
| [200] Gampengrejo        | -                                | -                | -                    | 295,00           | -                           | -        |
| [201] Ngasem             | -                                | -                | 35,00                | -                | -                           | -        |
| [210] Banyakan           | -                                | -                | -                    | -                | -                           | -        |
| [220] Grogol             | -                                | -                | -                    | -                | -                           | -        |
| [230] Tarokan            | -                                | -                | -                    | -                | -                           | -        |
| <b>Kabupaten Kediri</b>  | <b>16 992,00</b>                 | <b>12 898,00</b> | <b>63 506,00</b>     | <b>85 703,00</b> | <b>-</b>                    | <b>-</b> |

Catatan/*Note*: ...Sumber/*Source*: BPS, Statistik Pertanian Hortikultura SPH-SBS/BPS-Statistics Indonesia, Agricultural Statistic for Horticulture SPH-SBS

**Tabel**  
**Table** 5.1.3

**Luas Panen Tanaman Sayuran dan Buah-buahan Semusim di Kabupaten Kediri Menurut Jenis Tanaman (ha), 2016–2019**  
**Harvested Area of Seasonal Vegetables and Fruits in Kediri Regency by Kind of Plant (ha), 2016–2019**

| Jenis Tanaman<br>Kind of Plants          | 2016     | 2017      | 2018     | 2019     |
|--|----------|-----------|----------|----------|
| (1)                                      | (2)      | (3)       | (4)      | (5)      |
| <b>Sayuran/Vegetables</b>                |          |           |          |          |
| Bawang Daun/ Wleeh Onion                 | -        | 75,00     | -        | 3,00     |
| Bawang Merah/ Shallot                    | 1 837,00 | 1 743,00  | 1 814,00 | 2 068,00 |
| Bawang Putih/ Garlic                     | -        | -         | -        | -        |
| Bayam/ Spinach                           | 6,00     | 1,00      | -        | -        |
| Buncis/ Green Bean                       | 143,00   | 147,00    | 153,00   | 168,00   |
| Cabai Besar/ Chili (Capsicum Annum)      | 1 035,00 | 950,00    | 803,00   | 507,00   |
| Cabai Rawit/ Chili (Capsicum Frutescens) | 5 961,00 | 10 156,00 | 6 977,00 | 7 333,00 |
| Cabai/ Chili                             | 6 996,00 | 11 106,00 | 7 780,00 | 7 840,00 |
| Jamur/ Mushroom                          | 110,00   | 2,00      | 2,00     | 22,00    |
| Kacang Merah/ Red Bean                   | -        | -         | -        | -        |
| Kacang Panjang/ Yardlong Bean            | 469,00   | 620,00    | 753,00   | 888,00   |
| Kangkung/ Kangkong                       | 38,00    | 136,00    | 62,00    | 21,00    |
| Kembang Kol/ Cauliflower                 | 48,00    | 84,00     | 102,00   | 78,00    |
| Kentang/ Potato                          | -        | -         | -        | -        |
| Ketimun/ Cucumber                        | 281,00   | 322,00    | 421,00   | 443,00   |
| Kubis/ Cabbage                           | 1,00     | -         | -        | -        |
| Labu Siam/ Chayote                       | -        | 1,00      | -        | 2,00     |
| Lobak/ Radish                            | -        | -         | -        | -        |
| Paprika/ Bell Pepper                     | -        | -         | -        | -        |
| Petsai/ Chinese Cabbage                  | 149,00   | 179,00    | 176,00   | 139,00   |
| Terung/ Eggplant                         | 312,00   | 334,00    | 403,00   | 483,00   |
| Tomat/ Tomato                            | 581,00   | 727,00    | 434,00   | 540,00   |
| Wortel/ Carrot                           | -        | -         | -        | -        |
| <b>Buah-buahan/ Fruits</b>               |          |           |          |          |
| Blewah/ Cantaloupe                       | 31,00    | 27,00     | 19,00    | -        |
| Melon/ Melon                             | 47,00    | 38,00     | 72,00    | 65,00    |
| Semangka/ Watermelon                     | 79,00    | 116,00    | 140,00   | 188,00   |
| Stroberi/ Strawberry                     | -        | -         | -        | -        |

Catatan/Note: ...

Sumber/Source: BPS, Statistik Pertanian Hortikultura SPH-SBS/BPS-Statistics Indonesia, Agricultural Statistic for Horticulture SPH-SBS



**Tabel**  
**Table** 5.1.4

**Produksi Tanaman Sayuran dan Buah-buahan Semusim  
di Kabupaten Kediri Menurut Jenis Tanaman (kuintal),  
2016–2019**

*Production of Seasonal Vegetables and Fruits in Kediri  
Regency by Kind of Plant (quintal), 2016–2019*

| Jenis Tanaman<br>Kind of Plants          | 2016       | 2017       | 2018       | 2019       |
|--|------------|------------|------------|------------|
| (1)                                      | (2)        | (3)        | (4)        | (5)        |
| <b>Sayuran/Vegetables</b>                |            |            |            |            |
| Bawang Daun/ Wleeh Onion                 | -          | 1 505.00   | -          | 210.00     |
| Bawang Merah/ Shallot                    | 112 668.00 | 115 712.00 | 124 535.00 | 137 503.00 |
| Bawang Putih/ Garlic                     | -          | -          | -          | -          |
| Bayam/ Spinach                           | 600.00     | 105.00     | -          | -          |
| Buncis/ Green Bean                       | 22 129.00  | 21 949.00  | 28 432.00  | 28 527.00  |
| Cabai Besar/ Chili (Capsicum Annum)      | 76 060.00  | 63 644.00  | 60 228.00  | 32 709.00  |
| Cabai Rawit/ Chili (Capsicum Frutescens) | 226 268.00 | 324 955.00 | 399 425.00 | 402 819.00 |
| Cabai/ Chili                             | 302 328.00 | 388 599.00 | 459 653.00 | 435 528.00 |
| Jamur/ Mushroom                          | 1 378.00   | 100.00     | 27.00      | 52.00      |
| Kacang Merah/ Red Bean                   | -          | -          | -          | -          |
| Kacang Panjang/ Yardlong Bean            | 37 666.00  | 45 153.00  | 57 185.00  | 65 055.00  |
| Kangkung/ Kangkong                       | 4 717.00   | 7 472.00   | 8 735.00   | 4 264.00   |
| Kembang Kol/ Cauliflower                 | 5 211.00   | 7 679.00   | 9 684.00   | 7 136.00   |
| Kentang/ Potato                          | -          | -          | -          | -          |
| Ketimun/ Cucumber                        | 55 626.00  | 61 068.00  | 81 751.00  | 88 443.00  |
| Kubis/ Cabbage                           | 350.00     | -          | -          | -          |
| Labu Siam/ Chayote                       | -          | 2.00       | -          | 250.00     |
| Lobak/ Radish                            | -          | -          | -          | -          |
| Paprika/ Bell Pepper                     | -          | -          | -          | -          |
| Petsai/ Chinese Cabbage                  | 16 893.00  | 17 443.00  | 16 992.00  | 12 898.00  |
| Terung/ Eggplant                         | 80 741.00  | 85 627.00  | 95 962.00  | 116 344.00 |
| Tomat/ Tomato                            | 83 669.00  | 98 479.00  | 63 506.00  | 85 703.00  |
| Wortel/ Carrot                           | -          | -          | -          | -          |
| <b>Buah-buahan/ Fruits</b>               |            |            |            |            |
| Blewah/ Cantaloupe                       | 5 321.00   | 2 471.00   | 6 880.00   | -          |
| Melon/ Melon                             | 9 221.00   | 5 116.00   | 12 861.00  | 11 199.00  |
| Semangka/ Watermelon                     | 15 958.00  | 20 408.00  | 30 702.00  | 36 518.00  |
| Stroberi/ Strawberry                     | -          | -          | -          | -          |

Catatan/Note: ...

Sumber/Source: BPS, Statistik Pertanian Hortikultura SPH-SBS/BPS-Statistics Indonesia, Agricultural Statistic for Horticulture SPH-SBS

**Tabel**  
**Table** 5.1.5

**Luas Panen Tanaman Biofarmaka di Kabupaten Kediri Menurut Kecamatan dan Jenis Tanaman (m<sup>2</sup>), 2018 dan 2019**  
*Harvested Area of Medicinal Plants in Kediri Regency by Subdistrict and Kind of Plant (m<sup>2</sup>), 2018 and 2019*

| Kecamatan<br>Subdistrict | Jahe/Ginger      |                   | Laos/Lengkuas/Galanga |                   |
|--------------------------|------------------|-------------------|-----------------------|-------------------|
|                          | 2018             | 2019              | 2018                  | 2019              |
| (1)                      | (2)              | (3)               | (4)                   | (5)               |
| [010] Mojo               | –                | 21 500,00         | –                     | 6 000,00          |
| [020] Semen              | –                | –                 | –                     | –                 |
| [030] Ngadiluwih         | –                | –                 | –                     | –                 |
| [040] Kras               | –                | 200,00            | –                     | –                 |
| [050] Ringinrejo         | –                | –                 | –                     | –                 |
| [060] Kandat             | –                | 1 000,00          | –                     | 400,00            |
| [070] Wates              | –                | –                 | –                     | –                 |
| [080] Ngancar            | –                | –                 | –                     | –                 |
| [090] Plosoklaten        | –                | –                 | –                     | –                 |
| [100] Gurah              | –                | 400,00            | –                     | –                 |
| [110] Puncu              | –                | 40 000,00         | –                     | –                 |
| [120] Kepung             | –                | 820 000,00        | –                     | 120 000,00        |
| [130] Kandangan          | 8 000,00         | 8 000,00          | 4 000,00              | 4 000,00          |
| [140] Pare               | –                | –                 | –                     | –                 |
| [141] Badas              | –                | –                 | –                     | –                 |
| [150] Kunjang            | –                | –                 | –                     | –                 |
| [160] Plemahan           | 2 800,00         | 470,00            | 700,00                | 85,00             |
| [170] Purwoasri          | –                | –                 | –                     | –                 |
| [180] Papar              | 814,00           | 426,00            | 561,00                | 210,00            |
| [190] Pagu               | –                | –                 | –                     | –                 |
| [191] Kayenkidul         | –                | –                 | –                     | –                 |
| [200] Gampengrejo        | –                | –                 | –                     | –                 |
| [201] Ngasem             | –                | –                 | –                     | –                 |
| [210] Banyakan           | –                | –                 | –                     | –                 |
| [220] Grogol             | –                | –                 | –                     | –                 |
| [230] Tarokan            | 20 000,00        | –                 | –                     | –                 |
| <b>Kabupaten Kediri</b>  | <b>31 614,00</b> | <b>891 996,00</b> | <b>5 261,00</b>       | <b>130 695,00</b> |

Lanjutan Tabel/Continued Table 5.1.5

| Kecamatan<br>Subdistrict | Kencur/East Indian Galangal |                 | Kunyit/Turmeric      |                      |
|--------------------------|-----------------------------|-----------------|----------------------|----------------------|
|                          | 2018                        | 2019            | 2018                 | 2019                 |
| (1)                      | (6)                         | (7)             | (8)                  | (9)                  |
| [010] Mojo               | –                           | 2 300,00        | –                    | 33 200,00            |
| [020] Semen              | –                           | –               | –                    | –                    |
| [030] Ngadiluwih         | –                           | –               | –                    | –                    |
| [040] Kras               | –                           | –               | –                    | –                    |
| [050] Ringinrejo         | –                           | –               | –                    | –                    |
| [060] Kandat             | –                           | 300,00          | –                    | 1 600,00             |
| [070] Wates              | –                           | –               | –                    | –                    |
| [080] Ngancar            | –                           | –               | –                    | –                    |
| [090] Plosoklaten        | –                           | –               | –                    | –                    |
| [100] Gurah              | –                           | –               | –                    | –                    |
| [110] Puncu              | –                           | –               | –                    | –                    |
| [120] Kepung             | –                           | –               | –                    | –                    |
| [130] Kandangan          | 4 000,00                    | 4 000,00        | 4 000,00             | 4 000,00             |
| [140] Pare               | –                           | –               | –                    | –                    |
| [141] Badas              | –                           | –               | –                    | –                    |
| [150] Kunjang            | –                           | –               | –                    | –                    |
| [160] Plemahan           | 600,00                      | 230,00          | 1 400,00             | 430,00               |
| [170] Purwoasri          | –                           | –               | –                    | –                    |
| [180] Papar              | –                           | –               | 813,00               | 473,00               |
| [190] Pagu               | –                           | –               | –                    | –                    |
| [191] Kayenkidul         | –                           | –               | –                    | –                    |
| [200] Gampengrejo        | –                           | –               | –                    | –                    |
| [201] Ngasem             | –                           | –               | –                    | –                    |
| [210] Banyakan           | –                           | –               | 1 500 000,00         | 1 000 000,00         |
| [220] Grogol             | –                           | –               | 3 570 000,00         | 3 500 000,00         |
| [230] Tarokan            | –                           | –               | 9 740 000,00         | 7 250 000,00         |
| <b>Kabupaten Kediri</b>  | <b>4 600,00</b>             | <b>6 830,00</b> | <b>14 816 213,00</b> | <b>11 789 703,00</b> |

Catatan/Note: ...

Sumber/Source: BPS, Statistik Pertanian Hortikultura SPH-TBF/BPS-Statistics Indonesia, Agricultural Statistic for Horticulture SPH-TBF

**Tabel**  
**Table** 5.1.6

**Produksi Tanaman Biofarmaka di Kabupaten Kediri  
Menurut Kecamatan dan Jenis Tanaman (kg), 2018 and  
2019**  
*Production of Medicinal Plants in Kediri Regency by  
Subdistrict and Kind of Plant (kg) 2018 and 2019*

| Kecamatan<br>Subdistrict | Jahe/Ginger      |                     | Laos/Lengkuas/Galanga |                   |
|--------------------------|------------------|---------------------|-----------------------|-------------------|
|                          | 2018             | 2019                | 2018                  | 2019              |
| (1)                      | (2)              | (3)                 | (4)                   | (5)               |
| [010] Mojo               | –                | 14 000,00           | –                     | 10 500,00         |
| [020] Semen              | –                | –                   | –                     | –                 |
| [030] Ngadiluwih         | –                | –                   | –                     | –                 |
| [040] Kras               | –                | 200,00              | –                     | –                 |
| [050] Ringinrejo         | –                | –                   | –                     | –                 |
| [060] Kandat             | –                | 800,00              | –                     | 600,00            |
| [070] Wates              | –                | –                   | –                     | –                 |
| [080] Ngancar            | –                | –                   | –                     | –                 |
| [090] Plosoklaten        | –                | –                   | –                     | –                 |
| [100] Gurah              | –                | 100,00              | –                     | –                 |
| [110] Puncu              | –                | 32 000,00           | –                     | –                 |
| [120] Kepung             | –                | 1 895 000,00        | –                     | 340 000,00        |
| [130] Kandangan          | 10 000,00        | 10 750,00           | 5 500,00              | 5 360,00          |
| [140] Pare               | –                | –                   | –                     | –                 |
| [141] Badas              | –                | –                   | –                     | –                 |
| [150] Kunjang            | –                | –                   | –                     | –                 |
| [160] Plemahan           | 3 600,00         | 2 610,00            | 850,00                | 545,00            |
| [170] Purwoasri          | –                | –                   | –                     | –                 |
| [180] Papar              | 3 256,00         | 1 704,00            | 2 525,00              | 945,00            |
| [190] Pagu               | –                | –                   | –                     | –                 |
| [191] Kayenkidul         | –                | –                   | –                     | –                 |
| [200] Gampengrejo        | –                | –                   | –                     | –                 |
| [201] Ngasem             | –                | –                   | –                     | –                 |
| [210] Banyakan           | –                | –                   | –                     | –                 |
| [220] Grogol             | –                | –                   | –                     | –                 |
| [230] Tarokan            | 20 000,00        | –                   | –                     | –                 |
| <b>Kabupaten Kediri</b>  | <b>36 856,00</b> | <b>1 957 164,00</b> | <b>8 875,00</b>       | <b>357 950,00</b> |

Lanjutan Tabel/*Continued Table* 5.1.6

| Kecamatan<br>Subdistrict | Kencur/ <i>East Indian Galangal</i> |                  | Kunyit/ <i>Turmeric</i> |                      |
|--------------------------|-------------------------------------|------------------|-------------------------|----------------------|
|                          | 2018                                | 2019             | 2018                    | 2019                 |
| (1)                      | (6)                                 | (7)              | (8)                     | (9)                  |
| [010] Mojo               | –                                   | 6 000,00         | –                       | 110 000,00           |
| [020] Semen              | –                                   | –                | –                       | –                    |
| [030] Ngadiluwih         | –                                   | –                | –                       | –                    |
| [040] Kras               | –                                   | –                | –                       | –                    |
| [050] Ringinrejo         | –                                   | –                | –                       | –                    |
| [060] Kandat             | –                                   | 250,00           | –                       | 1 600,00             |
| [070] Wates              | –                                   | –                | –                       | –                    |
| [080] Ngancar            | –                                   | –                | –                       | –                    |
| [090] Plosoklaten        | –                                   | –                | –                       | –                    |
| [100] Gurah              | –                                   | –                | –                       | –                    |
| [110] Puncu              | –                                   | –                | –                       | –                    |
| [120] Kepung             | –                                   | –                | –                       | –                    |
| [130] Kandangan          | 4 200,00                            | 7 290,00         | 7 500,00                | 13 050,00            |
| [140] Pare               | –                                   | –                | –                       | –                    |
| [141] Badas              | –                                   | –                | –                       | –                    |
| [150] Kunjang            | –                                   | –                | –                       | –                    |
| [160] Plemahan           | 1 000,00                            | 1 350,00         | 2 900,00                | 1 761,00             |
| [170] Purwoasri          | –                                   | –                | –                       | –                    |
| [180] Papar              | –                                   | –                | 3 252,00                | 1 892,00             |
| [190] Pagu               | –                                   | –                | –                       | –                    |
| [191] Kayenkidul         | –                                   | –                | –                       | –                    |
| [200] Gampengrejo        | –                                   | –                | –                       | –                    |
| [201] Ngasem             | –                                   | –                | –                       | –                    |
| [210] Banyakan           | –                                   | –                | 3 000 000,00            | 5 000 000,00         |
| [220] Grogol             | –                                   | –                | 14 280 000,00           | 2 550 700,00         |
| [230] Tarokan            | –                                   | –                | 18 780 000,00           | 5 067 900,00         |
| <b>Kabupaten Kediri</b>  | <b>5 200,00</b>                     | <b>14 890,00</b> | <b>36 073 652,00</b>    | <b>12 746 903,00</b> |

Catatan/*Note*: ...Sumber/*Source*: BPS, Statistik Pertanian Hortikultura SPH-TBF/BPS-*Statistics Indonesia, Agricultural Statistic for Horticulture SPH-TBF*

**Tabel 5.1.7 Luas Panen Tanaman Biofarmaka di Kabupaten Kediri Menurut Jenis Tanaman (m<sup>2</sup>), 2016–2019**  
**Harvested Area of Medicinal Plants in Kediri Regency by Kind of Plant (m<sup>2</sup>), 2016–2019**

| Jenis Tanaman<br>Kind of Plants                | 2016         | 2017          | 2018          | 2019          |
|--|--------------|---------------|---------------|---------------|
| (1)  | (2)          | (3)           | (4)           | (5)           |
| Dlingo/Dringo/ Sweet Root/Calamus              | -            | -             | -             | -             |
| Jahe/ Ginger                                   | 251 523,00   | 28 431,00     | 31 614,00     | 891 996,00    |
| Kapulaga/ Java Cardamon                        | -            | -             | -             | -             |
| Keji Beling/Kecibeling/ Strobilanthes crispata | -            | -             | -             | -             |
| Kencur/ East Indian Galangal                   | 8 050,00     | 4 660,00      | 4 600,00      | 6 830,00      |
| Kunyit/ Turmeric                               | 7 635 323,00 | 14 094 310,00 | 14 816 213,00 | 11 789 703,00 |
| Laos/Lengkuas/ Galanga                         | 4 735,00     | 4 319,00      | 5 261,00      | 130 695,00    |
| Lempuyang/ Zingiber Aromaticum                 | 1 069,00     | 150,00        | 690,00        | 1 215,00      |
| Lidah Buaya/ Oliviera                          | 22 800,00    | 23 000        | 25 742,00     | 2 030,00      |
| Mahkota Dewa/ God's Crown                      | 3 575,00     | -             | -             | -             |
| Mengkudu/Pace/ Indian Mulberry                 | 6 750,00     | -             | 167,00        | 1 500,00      |
| Sambiloto/ King of Bitter                      | -            | 400 000,00    | -             | -             |
| Temuireng/ Black Turmeric                      | 2 069,00     | 2 160,00      | 578,00        | 523,00        |
| Temukunci/ Chinese Keys                        | 340,00       | 280,00        | -             | -             |
| Temulawak/ Java Turmeric                       | 14 767,00    | 404 300,00    | 404 919,00    | 205 482,00    |

Catatan/Note: ...

Sumber/Source: BPS, Statistik Pertanian Hortikultura SPH-TBF/BPS-Statistics Indonesia, Agricultural Statistic for Horticulture SPH-TBF

**Tabel**  
**Table** 5.1.8**Produksi Tanaman Biofarmaka di Kabupaten Kediri  
Menurut Jenis Tanaman (kg), 2016–2019**  
*Production of Medicinal Plants in Kediri Regency by Kind of  
Plant (kg), 2016–2019*

| Jenis Tanaman<br><i>Kind of Plants</i>         | 2016         | 2017         | 2018          | 2019          |
|--|--------------|--------------|---------------|---------------|
| (1)  | (2)          | (3)          | (4)           | (5)           |
| Dlingo/Dringo/ Sweet Root/Calamus              | -            | -            | -             | -             |
| Jahe/ Ginger                                   | 65 736,00    | 26 020,00    | 36 856,00     | 1 957 164,00  |
| Kapulaga/ Java Cardamon                        | -            | -            | -             | -             |
| Keji Beling/Kecibeling/ Strobilanthes crispata | -            | -            | -             | -             |
| Kencur/ East Indian Galangal                   | 2 757,00     | 6 429,00     | 5 200,00      | 14 890,00     |
| Kunyit/ Turmeric                               | 5 425 835,00 | 7 930 622,00 | 36 073 652,00 | 12 746 903,00 |
| Laos/Lengkuas/ Galanga                         | 3 270,00     | 11 830,00    | 8 875,00      | 357 950,00    |
| Lempuyang/ Zingiber Aromaticum                 | 2 446,00     | 150,00       | 2 680,00      | 2 730,00      |
| Lidah Buaya/ Oliviera                          | 22 800,00    | 92 000,00    | 29 357,00     | 2 700,00      |
| Mahkota Dewa/ God's Crown                      | 49 500,00    | -            | -             | -             |
| Mengkudu/Pace/ Indian Mulberry                 | 3 300,00     | -            | 668,00        | 26 500,00     |
| Sambiloto/ King of Bitter                      | -            | 400 000,00   | -             | -             |
| Temuireng/ Black Turmeric                      | 3 149,00     | 1 460,00     | 2 167,00      | 1 417,00      |
| Temukunci/ Chinese Keys                        | 136,00       | 280,00       | -             | -             |
| Temulawak/ Java Turmeric                       | 12 150,00    | 252 920,00   | 407 521,00    | 608 316,00    |

Catatan/Note: ...

Sumber/Source: BPS, Statistik Pertanian Hortikultura SPH-TBF/BPS-Statistics Indonesia, Agricultural Statistic for Horticulture SPH-TBF

**Tabel 5.1.9** Luas Panen Tanaman Hias di Kabupaten Kediri Menurut Kecamatan dan Jenis Tanaman (m<sup>2</sup>), 2018 and 2019  
**Table** *Harvested Area of Ornamental Plants in Kediri Regency by Subdistrict and Kind of Plant (m<sup>2</sup>), 2018 and 2019*

| Kecamatan<br>Subdistrict | Anggrek/Orchid |               | Krisan/Chrysantemum |      |
|--------------------------|----------------|---------------|---------------------|------|
|                          | 2018           | 2019          | 2018                | 2019 |
| (1)                      | (2)            | (3)           | (4)                 | (5)  |
| [010] Mojo               | -              | -             | -                   | -    |
| [020] Semen              | -              | -             | -                   | -    |
| [030] Ngadiluwih         | -              | -             | -                   | -    |
| [040] Kras               | -              | 10,00         | -                   | -    |
| [050] Ringinrejo         | -              | -             | -                   | -    |
| [060] Kandat             | 100,00         | -             | -                   | -    |
| [070] Wates              | -              | -             | -                   | -    |
| [080] Ngancar            | -              | 352,00        | -                   | -    |
| [090] Plosoklaten        | -              | -             | -                   | -    |
| [100] Gurah              | -              | -             | -                   | -    |
| [110] Puncu              | -              | 115,00        | -                   | -    |
| [120] Kepung             | -              | -             | -                   | -    |
| [130] Kandangan          | -              | -             | -                   | -    |
| [140] Pare               | -              | -             | -                   | -    |
| [141] Badas              | -              | -             | -                   | -    |
| [150] Kunjang            | -              | -             | -                   | -    |
| [160] Plemahan           | -              | -             | -                   | -    |
| [170] Purwoasri          | -              | -             | -                   | -    |
| [180] Papar              | -              | -             | -                   | -    |
| [190] Pagu               | -              | -             | -                   | -    |
| [191] Kayenkidul         | -              | -             | -                   | -    |
| [200] Gampengrejo        | -              | -             | -                   | -    |
| [201] Ngasem             | -              | 161,00        | -                   | -    |
| [210] Banyakan           | -              | -             | -                   | -    |
| [220] Grogol             | -              | -             | -                   | -    |
| [230] Tarokan            | -              | -             | -                   | -    |
| <b>Kabupaten Kediri</b>  | <b>100,00</b>  | <b>638,00</b> | -                   | -    |



Lanjutan Tabel/*Continued Table* 5.1.9

| Kecamatan<br>Subdistrict | Mawar/Rose       |                  | Sedap Malam/Tuberose |      |
|--------------------------|------------------|------------------|----------------------|------|
|                          | 2018             | 2019             | 2018                 | 2019 |
| (1)                      | (6)              | (7)              | (8)                  | (9)  |
| [010] Mojo               | -                | -                | -                    | -    |
| [020] Semen              | -                | -                | -                    | -    |
| [030] Ngadiluwih         | -                | -                | -                    | -    |
| [040] Kras               | -                | -                | -                    | -    |
| [050] Ringinrejo         | -                | -                | -                    | -    |
| [060] Kandat             | -                | 600,00           | -                    | -    |
| [070] Wates              | -                | -                | -                    | -    |
| [080] Ngancar            | -                | -                | -                    | -    |
| [090] Plosoklaten        | -                | -                | -                    | -    |
| [100] Gurah              | -                | -                | -                    | -    |
| [110] Puncu              | -                | -                | -                    | -    |
| [120] Kepung             | -                | -                | -                    | -    |
| [130] Kandangan          | -                | -                | -                    | -    |
| [140] Pare               | -                | -                | -                    | -    |
| [141] Badas              | -                | -                | -                    | -    |
| [150] Kunjang            | -                | -                | -                    | -    |
| [160] Plemahan           | -                | -                | -                    | -    |
| [170] Purwoasri          | -                | -                | -                    | -    |
| [180] Papar              | -                | -                | -                    | -    |
| [190] Pagu               | -                | -                | -                    | -    |
| [191] Kayenkidul         | -                | -                | -                    | -    |
| [200] Gampengrejo        | -                | -                | -                    | -    |
| [201] Ngasem             | -                | -                | -                    | -    |
| [210] Banyakan           | -                | -                | -                    | -    |
| [220] Grogol             | 65 000,00        | 65 000,00        | -                    | -    |
| [230] Tarokan            | -                | -                | -                    | -    |
| <b>Kabupaten Kediri</b>  | <b>65 000,00</b> | <b>65 600,00</b> | -                    | -    |

Catatan/Note: ...

Sumber/Source: BPS, Statistik Pertanian Hortikultura SPH-TH/BPS-Statistics Indonesia, *Agricultural Statistik for Horticulture SPH-TH*

**Tabel**  
**Table** 5.1.10

**Produksi Tanaman Hias di Kabupaten Kediri Menurut Kecamatan dan Jenis Tanaman (tangkai), 2018 and 2019**  
*Production of Ornamental Plants in Kediri Regency by Subdistrict and Kind of Plant (stalks), 2018 and 2019*

| Kecamatan<br>Subdistrict | Anggrek/ <i>Orchid</i> |                 | Krisan/ <i>Chrysantemum</i> |      |
|--------------------------|------------------------|-----------------|-----------------------------|------|
|                          | 2018                   | 2019            | 2018                        | 2019 |
| (1)                      | (2)                    | (3)             | (4)                         | (5)  |
| [010] Mojo               | -                      | -               | -                           | -    |
| [020] Semen              | -                      | -               | -                           | -    |
| [030] Ngadiluwih         | -                      | -               | -                           | -    |
| [040] Kras               | -                      | 60,00           | -                           | -    |
| [050] Ringinrejo         | -                      | -               | -                           | -    |
| [060] Kandat             | 300,00                 | -               | -                           | -    |
| [070] Wates              | -                      | -               | -                           | -    |
| [080] Ngancar            | -                      | 654,00          | -                           | -    |
| [090] Plosoklaten        | -                      | -               | -                           | -    |
| [100] Gurah              | -                      | -               | -                           | -    |
| [110] Puncu              | -                      | 1 150,00        | -                           | -    |
| [120] Kepung             | -                      | -               | -                           | -    |
| [130] Kandangan          | -                      | -               | -                           | -    |
| [140] Pare               | -                      | -               | -                           | -    |
| [141] Badas              | -                      | -               | -                           | -    |
| [150] Kunjang            | -                      | -               | -                           | -    |
| [160] Plemahan           | -                      | -               | -                           | -    |
| [170] Purwoasri          | -                      | -               | -                           | -    |
| [180] Papar              | -                      | -               | -                           | -    |
| [190] Pagu               | -                      | -               | -                           | -    |
| [191] Kayenkidul         | -                      | -               | -                           | -    |
| [200] Gampengrejo        | -                      | -               | -                           | -    |
| [201] Ngasem             | -                      | 3 278,00        | -                           | -    |
| [210] Banyakan           | -                      | -               | -                           | -    |
| [220] Grogol             | -                      | -               | -                           | -    |
| [230] Tarokan            | -                      | -               | -                           | -    |
| <b>Kabupaten Kediri</b>  | <b>300,00</b>          | <b>5 142,00</b> | -                           | -    |

Lanjutan Tabel/*Continued Table* 5.1.10

| Kecamatan<br>Subdistrict | Mawar/Rose        |                     | Sedap Malam/Tuberose |      |
|--------------------------|-------------------|---------------------|----------------------|------|
|                          | 2018              | 2019                | 2018                 | 2019 |
| (1)                      | (6)               | (7)                 | (8)                  | (9)  |
| [010] Mojo               | -                 | -                   | -                    | -    |
| [020] Semen              | -                 | -                   | -                    | -    |
| [030] Ngadiluwih         | -                 | -                   | -                    | -    |
| [040] Kras               | -                 | -                   | -                    | -    |
| [050] Ringinrejo         | -                 | -                   | -                    | -    |
| [060] Kandat             | -                 | 655,00              | -                    | -    |
| [070] Wates              | -                 | -                   | -                    | -    |
| [080] Ngancar            | -                 | -                   | -                    | -    |
| [090] Plosoklaten        | -                 | -                   | -                    | -    |
| [100] Gurah              | -                 | -                   | -                    | -    |
| [110] Puncu              | -                 | -                   | -                    | -    |
| [120] Kepung             | -                 | -                   | -                    | -    |
| [130] Kandangan          | -                 | -                   | -                    | -    |
| [140] Pare               | -                 | -                   | -                    | -    |
| [141] Badas              | -                 | -                   | -                    | -    |
| [150] Kunjang            | -                 | -                   | -                    | -    |
| [160] Plemahan           | -                 | -                   | -                    | -    |
| [170] Purwoasri          | -                 | -                   | -                    | -    |
| [180] Papar              | -                 | -                   | -                    | -    |
| [190] Pagu               | -                 | -                   | -                    | -    |
| [191] Kayenkidul         | -                 | -                   | -                    | -    |
| [200] Gampengrejo        | -                 | -                   | -                    | -    |
| [201] Ngasem             | -                 | -                   | -                    | -    |
| [210] Banyakan           | -                 | -                   | -                    | -    |
| [220] Grogol             | 165 000,00        | 1 430 000,00        | -                    | -    |
| [230] Tarokan            | -                 | -                   | -                    | -    |
| <b>Kabupaten Kediri</b>  | <b>165 000,00</b> | <b>1 430 655,00</b> | -                    | -    |

Catatan/*Note*: ...Sumber/*Source*: BPS, Statistik Pertanian Hortikultura SPH-TH/BPS-Statistics Indonesia, *Agricultural Statistik for Horticulture SPH-TH*

**Tabel 5.1.11 Luas Panen Tanaman Hias di Kabupaten Kediri Menurut Jenis Tanaman (m<sup>2</sup>), 2016–2019**  
**Harvested Area of Ornamental Plants in Kediri Regency by Kind of Plant (m<sup>2</sup>), 2016–2019**

| Jenis Tanaman<br>Kind of Plants          | 2016      | 2017      | 2018      | 2019      |
|--|-----------|-----------|-----------|-----------|
| (1)                                      | (2)       | (3)       | (4)       | (5)       |
| Adenium (Kamboja Jepang)/ Adenium obesum | 200,00    | -         | -         | -         |
| Aglaonema/ Chinese evergreens            | -         | -         | 20,00     | 79,00     |
| Anggrek/ Orchid                          | 385,00    | 489,00    | 100,00    | 638,00    |
| Anthurium Bunga/ Flamingo Lily Flower    | -         | -         | -         | -         |
| Anthurium Daun/ Laceleaf                 | 260,00    | 1 000,00  | -         | 50,00     |
| Anyelir/ Carnation                       | 200,00    | 200,00    | -         | -         |
| Caladium/ Heart of Jesus                 | -         | -         | -         | -         |
| Cordyline/ Cordyline                     | -         | -         | -         | -         |
| Diffenbachia/ Dumb canes                 | -         | -         | -         | -         |
| Dracaena/ Dracaena                       | -         | -         | -         | -         |
| Euphorbia/ Spurges                       | 450,00    | 750,00    | -         | -         |
| Gladiol/ Gladiol                         | -         | -         | -         | -         |
| Herbras/ Gerbera                         | -         | -         | -         | -         |
| Krisan/ Chrysantemum                     | -         | -         | -         | -         |
| Mawar/ Rose                              | 65 000,00 | 66 331,00 | 65 000,00 | 65 600,00 |
| Melati/ Jasmine                          | 1 454,00  | 1 577,00  | 1 228,00  | 1 546,00  |
| Monstera/ Swiss cheese plant             | -         | -         | -         | -         |
| Pakis/ Fern                              | -         | 700,00    | -         | -         |
| Palem/ Palm                              | 800,00    | 4,00      | 1 902,00  | 1 300,00  |
| Pedang-pedangan/ Sansevieria             | 105,00    | 550,00    | -         | -         |
| Pisang–pisangan/ Heliconia               | 325,00    | 375,00    | -         | -         |
| Philodendron/ Philodendron               | -         | -         | -         | -         |
| Sedap Malam/ Tuberose                    | -         | -         | -         | -         |
| Soka/ Ixora                              | 245,00    | 700,00    | -         | -         |

Catatan/Note: ...

Sumber/Source: BPS, Statistik Pertanian Hortikultura SPH-TH/BPS-Statistics Indonesia, Agricultural Statistik for Horticulture SPH-TH

**Tabel**  
**Table** 5.1.12**Produksi Tanaman Hias di Kabupaten Kediri Menurut  
Jenis Tanaman (tangkai), 2016–2019**  
*Production of Ornamental Plants in Kediri Regency by Kind  
of Plant (stalks), 2016–2019*

| Jenis Tanaman<br><i>Kind of Plants</i>   | 2016       | 2017       | 2018       | 2019         |
|--|------------|------------|------------|--------------|
| (1)                                      | (2)        | (3)        | (4)        | (5)          |
| Adenium (Kamboja Jepang)/ Adenium obesum | 400.00     | -          | -          | -            |
| Aglaonema/ Chinese evergreens            | -          | -          | 20.00      | 2 203.00     |
| Anggrek/ Orchid                          | 385.00     | 689.00     | 300.00     | 5 142.00     |
| Anthurium Bunga/ Flamingo Lily Flower    | -          | -          | -          | -            |
| Anthurium Daun/ Laceleaf                 | 410.00     | 1 000.00   | -          | 50.00        |
| Anyelir/ Carnation                       | 200.00     | 200.00     | -          | -            |
| Caladium/ Heart of Jesus                 | -          | -          | -          | -            |
| Cordyline/ Cordyline                     | -          | -          | -          | -            |
| Diffenbachia/ Dumb canes                 | -          | -          | -          | -            |
| Dracaena/ Dracaena                       | -          | -          | -          | -            |
| Euphorbia/ Spurges                       | 650.00     | 750.00     | -          | -            |
| Gladiol/ Gladiol                         | -          | -          | -          | -            |
| Herbras/ Gerbera                         | -          | -          | -          | -            |
| Krisan/ Chrysantemum                     | -          | -          | -          | -            |
| Mawar/ Rose                              | 780 006.00 | 183 340.00 | 165 000.00 | 1 430 655.00 |
| Melati/ Jasmine                          | 456.00     | 2 480.00   | 1 988.00   | 27 160.00    |
| Monstera/ Swiss cheese plant             | -          | -          | -          | -            |
| Pakis/ Fern                              | -          | 700.00     | -          | -            |
| Palem/ Palm                              | 800.00     | 4.00       | 1 902.00   | 1 300.00     |
| Pedang-pedangan/ Sansevieria             | 105.00     | 550.00     | -          | -            |
| Pisang–pisangan/ Heliconia               | 325.00     | 375.00     | -          | -            |
| Philodendron/ Philodendron               | -          | -          | -          | -            |
| Sedap Malam/ Tuberose                    | -          | -          | -          | -            |
| Soka/ Ixora                              | 445.00     | 700.00     | -          | -            |

Catatan/Note: ...

Sumber/Source: BPS, Statistik Pertanian Hortikultura SPH-TH/BPS-Statistics Indonesia, Agricultural Statistik for Horticulture SPH-TH

**Tabel**  
**Table** 5.1.13

**Produksi Buah-buahan di Kabupaten Kediri Menurut Kecamatan dan Jenis Tanaman (kuintal), 2018 and 2019**

**Production of Fruits in Kediri Regency by Subdistrict and Kind of Plant (quintal), 2018 and 2019**

| Kecamatan<br>Subdistrict | Mangga/Mango        |                     | Durian/Durian     |                   |
|--------------------------|---------------------|---------------------|-------------------|-------------------|
|                          | 2018                | 2019                | 2018              | 2019              |
| (1)                      | (2)                 | (3)                 | (4)               | (5)               |
| [010] Mojo               | 33 562,00           | 29 990,00           | 22 824,00         | 11 055,00         |
| [020] Semen              | 238 841,00          | 360 002,00          | 5 963,00          | 10 521,00         |
| [030] Ngadiluwih         | -                   | 312,00              | -                 | -                 |
| [040] Kras               | 160,00              | 7 368,00            | 470,00            | 252,00            |
| [050] Ringinrejo         | 6 270,00            | 6 200,00            | 5 779,00          | 1 700,00          |
| [060] Kandat             | 29 511,00           | 19 674,00           | 4 682,00          | 6 728,00          |
| [070] Wates              | 12 057,00           | 3 622,00            | 8 200,00          | 3 871,00          |
| [080] Ngancar            | 930,00              | 1 612,00            | 2 361,00          | 8 478,00          |
| [090] Plosoklaten        | 92,00               | 132,00              | 404,00            | 377,00            |
| [100] Gurah              | 4 438,00            | 9 939,00            | -                 | 1 138,00          |
| [110] Puncu              | 15 462,00           | 15 550,00           | 35 977,00         | 23 977,00         |
| [120] Kepung             | 67 002,00           | 29 690,00           | 22 654,00         | 39 243,00         |
| [130] Kandangan          | 4 800,00            | 7 680,00            | 3 900,00          | 24 850,00         |
| [140] Pare               | 11 140,00           | 10 892,00           | 51,00             | 600,00            |
| [141] Badas              | 10 326,00           | 10 326,00           | 215,00            | 430,00            |
| [150] Kunjang            | 3 931,00            | 7 716,00            | -                 | 9,00              |
| [160] Plemahan           | 56 356,00           | 24 914,00           | 5,00              | 113,00            |
| [170] Purwoasri          | 264 162,00          | 252 138,00          | 1 072,00          | 268,00            |
| [180] Papar              | 10 010,00           | 9 328,00            | -                 | -                 |
| [190] Pagu               | 14 643,00           | 7 168,00            | 214,00            | 201,00            |
| [191] Kayenkidul         | 1 134,00            | 3 392,00            | -                 | -                 |
| [200] Gampengrejo        | -                   | 1 886,00            | 226,00            | 37,00             |
| [201] Ngasem             | 3 408,00            | 2 512,00            | 219,00            | 322,00            |
| [210] Banyakan           | 129 920,00          | 130 040,00          | 936,00            | 1 872,00          |
| [220] Grogol             | 58 282,00           | 196 233,00          | 3,00              | 38,00             |
| [230] Tarokan            | 246 319,00          | 65 696,00           | -                 | -                 |
| <b>Kabupaten Kediri</b>  | <b>1 222 756,00</b> | <b>1 214 012,00</b> | <b>116 155,00</b> | <b>136 080,00</b> |

Lanjutan Tabel/*Continued Table* 5.1.13

| Kecamatan<br>Subdistrict | Jeruk/Orange     |                  | Pisang/Banana     |                   |
|--------------------------|------------------|------------------|-------------------|-------------------|
|                          | 2018             | 2019             | 2018              | 2019              |
| (1)                      | (6)              | (7)              | (8)               | (9)               |
| [010] Mojo               | 1 900,00         | 5 854,00         | 5 875,00          | 3 123,00          |
| [020] Semen              | 4 660,00         | 15 428,00        | 1 257,00          | 3 404,00          |
| [030] Ngadiluwih         | -                | -                | 1 089,00          | 1 918,00          |
| [040] Kras               | -                | 106,00           | 1 750,00          | 530,00            |
| [050] Ringinrejo         | 256,00           | 1 000,00         | 7 357,00          | 2 520,00          |
| [060] Kandat             | 1 552,00         | 1 608,00         | 8 874,00          | 9 992,00          |
| [070] Wates              | -                | -                | 16 659,00         | 6 940,00          |
| [080] Ngancar            | -                | -                | 3 592,00          | 1 267,00          |
| [090] Plosoklaten        | -                | -                | 2 020,00          | 1 385,00          |
| [100] Gurah              | -                | -                | 2 116,00          | 3 044,00          |
| [110] Puncu              | 1 176,00         | 2 592,00         | 9 028,00          | 13 267,00         |
| [120] Kepung             | -                | 1 607,00         | 4 330,00          | 4 565,00          |
| [130] Kandangan          | -                | -                | 20 000,00         | 31 930,00         |
| [140] Pare               | -                | -                | 4 411,00          | 1 003,00          |
| [141] Badas              | -                | -                | 696,00            | -                 |
| [150] Kunjang            | -                | -                | 1 491,00          | 1 162,00          |
| [160] Plemahan           | 48,00            | 25,00            | 6 164,00          | 2 781,00          |
| [170] Purwoasri          | 20,00            | 20,00            | 7 348,00          | 7 302,00          |
| [180] Papar              | 1 801,00         | 1 097,00         | 4 329,00          | 1 548,00          |
| [190] Pagu               | -                | -                | 790,00            | 200,00            |
| [191] Kayenkidul         | -                | -                | 914,00            | 445,00            |
| [200] Gampengrejo        | -                | 40,00            | 454,00            | 434,00            |
| [201] Ngasem             | -                | -                | 109,00            | 181,00            |
| [210] Banyakan           | 1 550,00         | 3 626,00         | 1 620,00          | 1 684,00          |
| [220] Grogol             | 77,00            | 1 165,00         | 26 361,00         | 40 764,00         |
| [230] Tarokan            | 10 937,00        | 29 140,00        | 3 548,00          | 4 070,00          |
| <b>Kabupaten Kediri</b>  | <b>23 977,00</b> | <b>63 308,00</b> | <b>142 182,00</b> | <b>145 459,00</b> |

Lanjutan Tabel/Continued Table 5.1.13

| Kecamatan<br>Subdistrict | Pepaya/Papaya     |                   | Salak/Salacca   |                 |
|--------------------------|-------------------|-------------------|-----------------|-----------------|
|                          | 2018              | 2019              | 2018            | 2019            |
| (1)                      | (10)              | (11)              | (12)            | (13)            |
| [010] Mojo               | 490,00            | 2 984,00          | 40,00           | 120,00          |
| [020] Semen              | 1 728,00          | 1 084,00          | -               | -               |
| [030] Ngadiluwih         | 14 600,00         | 9 997,00          | -               | -               |
| [040] Kras               | 2 595,00          | 2 593,00          | -               | -               |
| [050] Ringinrejo         | 6 000,00          | 6 900,00          | 84,00           | -               |
| [060] Kandat             | 7 200,00          | 3 600,00          | 2 020,00        | 2 020,00        |
| [070] Wates              | -                 | -                 | 1 901,00        | 523,00          |
| [080] Ngancar            | 2 912,00          | 3 161,00          | 873,00          | 3 588,00        |
| [090] Plosoklaten        | 5 200,00          | 5 250,00          | 106,00          | 72,00           |
| [100] Gurah              | 14 368,00         | 11 045,00         | 25,00           | 75,00           |
| [110] Puncu              | 82 500,00         | 159 624,00        | -               | -               |
| [120] Kepung             | -                 | -                 | -               | -               |
| [130] Kandangan          | 180,00            | 722,00            | -               | -               |
| [140] Pare               | 6 498,00          | 4 787,00          | 14,00           | 23,00           |
| [141] Badas              | 720,00            | 1 084,00          | 16,00           | 7,00            |
| [150] Kunjang            | 356,00            | 288,00            | -               | -               |
| [160] Plemahan           | 8 097,00          | 4 487,00          | -               | -               |
| [170] Purwoasri          | 700,00            | 180,00            | 16,00           | 16,00           |
| [180] Papar              | 2 921,00          | 2 461,00          | -               | -               |
| [190] Pagu               | 780,00            | 351,00            | -               | -               |
| [191] Kayenkidul         | 1 104,00          | 972,00            | -               | -               |
| [200] Gampengrejo        | -                 | 83,00             | -               | 2,00            |
| [201] Ngasem             | -                 | -                 | 23,00           | 25,00           |
| [210] Banyakan           | 312,00            | 344,00            | -               | -               |
| [220] Grogol             | -                 | 360,00            | -               | -               |
| [230] Tarokan            | -                 | -                 | -               | -               |
| <b>Kabupaten Kediri</b>  | <b>159 261,00</b> | <b>145 459,00</b> | <b>5 118,00</b> | <b>6 471,00</b> |

Catatan/Note: ...

Sumber/Source: BPS, Statistik Pertanian Hortikultura SPH-BST/BPS-Statistics Indonesia, Agricultural Statistic for Horticulture SPH-BST



**Tabel**  
**Table** 5.1.14

**Produksi Buah–Buahan dan Sayuran Tahunan di  
Kabupaten Kediri Menurut Jenis Tanaman (kuintal),  
2016–2019**

*Production of Annual Fruits and Vegetables in Kediri  
Regency by Kind of Plant (quintal), 2016–2019*

| Jenis Tanaman<br>Kind of Plants      | 2016       | 2017         | 2018         | 2019         |
|--------------------------------------|------------|--------------|--------------|--------------|
| (1)                                  | (2)        | (3)          | (4)          | (5)          |
| <b>Buah–Buahan/ Fruits:</b>          |            |              |              |              |
| Alpukat/ Avocado                     | 42 900,00  | 36 721,00    | 37 211,00    | 72 820,00    |
| Anggur/ Grape                        | 256,00     | 132,00       | 367,00       | 91,00        |
| Apel/ Apple                          | -          | -            | -            | -            |
| Belimbing/ Star Fruit                | 14 002,00  | 23 220,00    | 26 518,00    | 20 937,00    |
| Duku/Langsar/Kokosan/ Duku           | 355,00     | 267,00       | 988,00       | 759,00       |
| Durian/ Durian                       | 43 732,00  | 59 226,00    | 116 155,00   | 136 080,00   |
| Jambu Air/ Rose Apple                | 16 760,00  | 20 618,00    | 40 180,00    | 36 212,00    |
| Jambu Biji/ Guava                    | 17 043,00  | 13 104,00    | 20 851,00    | 23 178,00    |
| Jeruk Besar/ Pomelo                  | 440,00     | 478,00       | 475,00       | 543,00       |
| Jeruk Siam/Kepron/ Tangerine/Orange  | 8 054,00   | 21 266,00    | 23 977,00    | 63 308,00    |
| Jeruk/ Orange ( Tangerine + Pomelo ) | 8 494,00   | 21 744,00    | 24 452,00    | 63 851,00    |
| Mangga/ Mango                        | 369 882,00 | 725 164,00   | 1 222 756,00 | 1 214 012,00 |
| Manggis/ Mangosteen                  | 216,00     | 257,00       | 1 683,00     | 1 253,00     |
| Markisa/ Marquisa                    | -          | -            | -            | -            |
| Nangka/Cempedak/ Jack Fruit          | 49 879,00  | 45 541,00    | 49 027,00    | 49 253,00    |
| Nenas/ Pineapple                     | 414 614,00 | 1 054 927,00 | 1 320 002,00 | 2 203 477,00 |
| Pepaya/ Papaya                       | 305 119,00 | 187 522,00   | 159 261,00   | 222 357,00   |
| Pisang/ Banana                       | 95 177,00  | 96 227,00    | 142 182,00   | 145 459,00   |
| Rambutan/ Rambutan                   | 98 704,00  | 112 071,00   | 170 639,00   | 180 074,00   |
| Salak/ Salacca                       | 7 473,00   | 4 526,00     | 5 118,00     | 6 471,00     |
| Sawo/Sapodilla/ Star Apple           | 12 277,00  | 12 440,00    | 13 470,00    | 14 020,00    |
| Sirsak/ Soursop                      | 44 058,00  | 53 673,00    | 62 639,00    | 61 818,00    |
| Sukun/ Bread Fruit                   | 32 284,00  | 30 153,00    | 30 245,00    | 37 014,00    |
| <b>Sayuran/ Vegetables</b>           |            |              |              |              |
| Jengkol/ Jengkol                     | -          | -            | 140,00       | 7,00         |
| Melinjo/ Melinjo                     | 68 069,00  | 59 530,00    | 119 243,00   | 52 057,00    |
| Petai/ Twisted Cluster Bean          | 10 046,00  | 9 095,00     | 62 106,00    | 15 380,00    |

Catatan/Note: ...

Sumber/Source: BPS, Statistik Pertanian Hortikultura SPH-BST/BPS-Statistics Indonesia, Agricultural Statistic for Horticulture SPH-BST

**5.2 PERKEBUNAN  
ESTATE CROPS**

**Tabel 5.2.1 Luas Areal Tanaman Perkebunan di Kabupaten Kediri Menurut Kecamatan dan Jenis Tanaman (ribu ha), 2018 dan 2019**  
*Planted Area of Estate Crops in Kediri Regency by Subdistrict and Type of Crops (thousand ha), 2018 dan 2019*

| Kecamatan<br>Subdistrict | Kelapa Sawit/Oil Palm |          | Kelapa/Coconut |             |
|--------------------------|-----------------------|----------|----------------|-------------|
|                          | 2018                  | 2019     | 2018           | 2019        |
| (1)                      | (2)                   | (3)      | (4)            | (5)         |
| [010] Mojo               | -                     | -        | 0,55           | 0,40        |
| [020] Semen              | -                     | -        | 0,18           | 0,14        |
| [030] Ngadiluwih         | -                     | -        | 0,82           | 0,20        |
| [040] Kras               | -                     | -        | 0,14           | 0,10        |
| [050] Ringinrejo         | -                     | -        | 0,11           | 0,12        |
| [060] Kandat             | -                     | -        | 0,18           | 0,18        |
| [070] Wates              | -                     | -        | 0,25           | 0,23        |
| [080] Ngancar            | -                     | -        | 0,51           | 0,50        |
| [090] Plosoklaten        | -                     | -        | 0,42           | 0,41        |
| [100] Gurah              | -                     | -        | 0,33           | 0,11        |
| [110] Puncu              | -                     | -        | 0,08           | 0,08        |
| [120] Kepung             | -                     | -        | 0,19           | 0,19        |
| [130] Kandangan          | -                     | -        | 0,22           | 0,18        |
| [140] Pare               | -                     | -        | 0,07           | 0,03        |
| [141] Badas              | -                     | -        | 0,05           | 0,03        |
| [150] Kunjang            | -                     | -        | 0,01           | 0,01        |
| [160] Plemahan           | -                     | -        | 0,10           | 0,05        |
| [170] Purwoasri          | -                     | -        | 0,11           | 0,07        |
| [180] Papar              | -                     | -        | 0,02           | 0,02        |
| [190] Pagu               | -                     | -        | 0,02           | 0,01        |
| [191] Kayenkidul         | -                     | -        | 0,03           | 0,02        |
| [200] Gampengrejo        | -                     | -        | 0,09           | 0,05        |
| [201] Ngasem             | -                     | -        | 0,03           | 0,02        |
| [210] Banyakan           | -                     | -        | 0,16           | 0,14        |
| [220] Grogol             | -                     | -        | 0,16           | 0,15        |
| [230] Tarokan            | -                     | -        | 0,01           | 0,02        |
| <b>Kabupaten Kediri</b>  | <b>-</b>              | <b>-</b> | <b>4,83</b>    | <b>3,43</b> |

Lanjutan Tabel/Continued Table 5.2.1

| Kecamatan<br>Subdistrict | Karet/Rubber |      | Kopi/Coffee |             |
|--------------------------|--------------|------|-------------|-------------|
|                          | 2018         | 2019 | 2018        | 2019        |
| (1)                      | (6)          | (7)  | (8)         | (9)         |
| [010] Mojo               | -            | -    | 0,07        | 0,08        |
| [020] Semen              | -            | -    | 0,04        | 0,05        |
| [030] Ngadiluwih         | -            | -    | 0,01        | -           |
| [040] Kras               | -            | -    | 0,00        | -           |
| [050] Ringinrejo         | -            | -    | 0,01        | -           |
| [060] Kandat             | -            | -    | 0,01        | -           |
| [070] Wates              | -            | -    | 0,02        | 0,01        |
| [080] Ngancar            | -            | -    | 0,06        | 0,07        |
| [090] Plosoklaten        | -            | -    | 0,02        | 0,10        |
| [100] Gurah              | -            | -    | 0,01        | -           |
| [110] Puncu              | -            | -    | 0,17        | 0,18        |
| [120] Kepung             | -            | -    | 0,10        | 0,12        |
| [130] Kandangan          | -            | -    | 0,34        | 0,36        |
| [140] Pare               | -            | -    | 0,01        | -           |
| [141] Badas              | -            | -    | -           | -           |
| [150] Kunjang            | -            | -    | -           | -           |
| [160] Plemahan           | -            | -    | -           | -           |
| [170] Purwoasri          | -            | -    | -           | -           |
| [180] Papar              | -            | -    | -           | -           |
| [190] Pagu               | -            | -    | -           | -           |
| [191] Kayenkidul         | -            | -    | -           | -           |
| [200] Gampengrejo        | -            | -    | -           | -           |
| [201] Ngasem             | -            | -    | -           | -           |
| [210] Banyakan           | -            | -    | 0,04        | 0,03        |
| [220] Grogol             | -            | -    | 0,01        | 0,01        |
| [230] Tarokan            | -            | -    | -           | -           |
| <b>Kabupaten Kediri</b>  | -            | -    | <b>0,92</b> | <b>1,02</b> |

Lanjutan Tabel/Continued Table 5.2.1

| Kecamatan<br>Subdistrict | Kakao/Cocoa |             | Tebu/Sugar cane |              |
|--------------------------|-------------|-------------|-----------------|--------------|
|                          | 2018        | 2019        | 2018            | 2019         |
|                          | (1)         | (10)        | (12)            | (13)         |
| [010] Mojo               | 0,17        | 0,10        | 0,98            | 1,18         |
| [020] Semen              | 0,02        | 0,02        | 0,20            | 0,19         |
| [030] Ngadiluwih         | 0,02        | 0,01        | 1,40            | 1,96         |
| [040] Kras               | 0,05        | 0,03        | 1,60            | 1,75         |
| [050] Ringinrejo         | 0,13        | 0,06        | 1,03            | 1,43         |
| [060] Kandat             | 0,14        | 0,10        | 2,40            | 2,49         |
| [070] Wates              | 0,01        | 0,00        | 3,15            | 3,43         |
| [080] Ngancar            | 0,16        | 0,16        | 0,69            | 0,64         |
| [090] Plosoklaten        | 0,01        | 0,01        | 0,76            | 0,73         |
| [100] Gurah              | 0,02        | 0,02        | 1,19            | 1,16         |
| [110] Puncu              | 0,05        | 0,05        | 0,72            | 0,61         |
| [120] Kepung             | 0,16        | 0,16        | 0,45            | 0,55         |
| [130] Kandangan          | 0,11        | 0,10        | 0,40            | 0,41         |
| [140] Pare               | 0,03        | 0,01        | 1,20            | 1,66         |
| [141] Badas              | 0,01        | 0,00        | 0,17            | 0,17         |
| [150] Kunjang            | 0,01        | 0,01        | 0,23            | 0,23         |
| [160] Plemahan           | 0,03        | 0,03        | 0,22            | 0,27         |
| [170] Purwoasri          | 0,01        | 0,00        | 0,47            | 0,47         |
| [180] Papar              | -           | -           | 0,37            | 0,37         |
| [190] Pagu               | 0,01        | 0,00        | 0,16            | 0,36         |
| [191] Kayenkidul         | 0,04        | 0,02        | 0,49            | 0,46         |
| [200] Gampengrejo        | -           | -           | 0,05            | 0,05         |
| [201] Ngasem             | -           | -           | 0,31            | 0,31         |
| [210] Banyakan           | 0,08        | 0,08        | 0,36            | 0,25         |
| [220] Grogol             | 0,03        | 0,03        | 0,14            | 0,06         |
| [230] Tarokan            | 0,01        | 0,01        | 0,18            | 0,14         |
| <b>Kabupaten Kediri</b>  | <b>1,30</b> | <b>1,02</b> | <b>19,31</b>    | <b>21,32</b> |

Lanjutan Tabel/Continued Table 5.2.1

| Kecamatan<br>Subdistrict | Teh/Tea  |          | Tembakau/Tobacco |             |
|--------------------------|----------|----------|------------------|-------------|
|                          | 2018     | 2019     | 2018             | 2019        |
| (1)                      | (14)     | (15)     | (16)             | (17)        |
| [010] Mojo               | -        | -        | 0,02             | 0,01        |
| [020] Semen              | -        | -        | 0,08             | 0,07        |
| [030] Ngadiluwih         | -        | -        | -                | -           |
| [040] Kras               | -        | -        | -                | -           |
| [050] Ringinrejo         | -        | -        | -                | -           |
| [060] Kandat             | -        | -        | -                | -           |
| [070] Wates              | -        | -        | -                | -           |
| [080] Ngancar            | -        | -        | -                | -           |
| [090] Plosoklaten        | -        | -        | -                | -           |
| [100] Gurah              | -        | -        | -                | -           |
| [110] Puncu              | -        | -        | -                | -           |
| [120] Kepung             | -        | -        | -                | -           |
| [130] Kandangan          | -        | -        | -                | -           |
| [140] Pare               | -        | -        | -                | -           |
| [141] Badas              | -        | -        | -                | 0,00        |
| [150] Kunjang            | -        | -        | -                | -           |
| [160] Plemahan           | -        | -        | -                | -           |
| [170] Purwoasri          | -        | -        | -                | -           |
| [180] Papar              | -        | -        | -                | -           |
| [190] Pagu               | -        | -        | -                | -           |
| [191] Kayenkidul         | -        | -        | -                | -           |
| [200] Gampengrejo        | -        | -        | -                | -           |
| [201] Ngasem             | -        | -        | -                | -           |
| [210] Banyakan           | -        | -        | 0,07             | 0,06        |
| [220] Grogol             | -        | -        | 0,06             | 0,09        |
| [230] Tarokan            | -        | -        | 0,01             | 0,01        |
| <b>Kabupaten Kediri</b>  | <b>-</b> | <b>-</b> | <b>0,23</b>      | <b>0,25</b> |

Catatan/Note: ...

Sumber/Source: BPS, Statistik Pertanian Hortikultura SPH-BST/BPS-Statistics Indonesia, Agricultural Statistic for Horticulture SPH-BST

**Tabel**  
**Table** 5.2.2

**Produksi Perkebunan di Kabupaten Kediri Menurut  
 Kecamatan dan Jenis Tanaman (ribu ton), 2018 dan  
 2019**  
*Production of Estate in Kediri Regency by Subdistrict and  
 Type of Crops (thousand ton), 2018 and 2019*

| Kecamatan<br>Subdistrict | Kelapa Sawit/Oil Palm |      | Kelapa/Coconut |             |
|--------------------------|-----------------------|------|----------------|-------------|
|                          | 2018                  | 2019 | 2018           | 2019        |
| (1)                      | (2)                   | (3)  | (4)            | (5)         |
| [010] Mojo               | -                     | -    | 0,36           | 0,44        |
| [020] Semen              | -                     | -    | 0,12           | 0,15        |
| [030] Ngadiluwih         | -                     | -    | 0,48           | 0,20        |
| [040] Kras               | -                     | -    | 0,11           | 0,11        |
| [050] Ringinrejo         | -                     | -    | 0,08           | 0,14        |
| [060] Kandat             | -                     | -    | 0,15           | 0,21        |
| [070] Wates              | -                     | -    | 0,18           | 0,30        |
| [080] Ngancar            | -                     | -    | 0,48           | 0,65        |
| [090] Plosoklaten        | -                     | -    | 0,35           | 0,53        |
| [100] Gurah              | -                     | -    | 0,17           | 0,11        |
| [110] Puncu              | -                     | -    | 0,07           | 0,09        |
| [120] Kepung             | -                     | -    | 0,14           | 0,23        |
| [130] Kandangan          | -                     | -    | 0,16           | 0,22        |
| [140] Pare               | -                     | -    | 0,05           | 0,03        |
| [141] Badas              | -                     | -    | 0,01           | 0,03        |
| [150] Kunjang            | -                     | -    | 0,00           | 0,01        |
| [160] Plemahan           | -                     | -    | 0,02           | 0,05        |
| [170] Purwoasri          | -                     | -    | 0,09           | 0,06        |
| [180] Papar              | -                     | -    | 0,00           | 0,01        |
| [190] Pagu               | -                     | -    | 0,00           | 0,01        |
| [191] Kayenkidul         | -                     | -    | 0,01           | 0,02        |
| [200] Gampengrejo        | -                     | -    | 0,03           | 0,05        |
| [201] Ngasem             | -                     | -    | 0,01           | 0,02        |
| [210] Banyakan           | -                     | -    | 0,02           | 0,16        |
| [220] Grogol             | -                     | -    | 0,01           | 0,15        |
| [230] Tarokan            | -                     | -    | 0,00           | 0,02        |
| <b>Kabupaten Kediri</b>  | -                     | -    | <b>3,11</b>    | <b>3,98</b> |

Lanjutan Tabel/*Continued Table* 5.2.2

| Kecamatan<br>Subdistrict | Karet/Rubber |      | Kopi/Coffee |             |
|--------------------------|--------------|------|-------------|-------------|
|                          | 2018         | 2019 | 2018        | 2019        |
| (1)                      | (6)          | (7)  | (8)         | (9)         |
| [010] Mojo               | -            | -    | 0,03        | 0,06        |
| [020] Semen              | -            | -    | 0,01        | 0,03        |
| [030] Ngadiluwih         | -            | -    | 0,00        | -           |
| [040] Kras               | -            | -    | 0,00        | -           |
| [050] Ringinrejo         | -            | -    | 0,00        | -           |
| [060] Kandat             | -            | -    | 0,00        | -           |
| [070] Wates              | -            | -    | 0,01        | 0,01        |
| [080] Ngancar            | -            | -    | 0,03        | 0,06        |
| [090] Plosoklaten        | -            | -    | 0,01        | 0,06        |
| [100] Gurah              | -            | -    | 0,00        | -           |
| [110] Puncu              | -            | -    | 0,12        | 0,13        |
| [120] Kepung             | -            | -    | 0,06        | 0,10        |
| [130] Kandangan          | -            | -    | 0,28        | 0,33        |
| [140] Pare               | -            | -    | 0,00        | -           |
| [141] Badas              | -            | -    | -           | -           |
| [150] Kunjang            | -            | -    | -           | -           |
| [160] Plemahan           | -            | -    | -           | -           |
| [170] Purwoasri          | -            | -    | -           | -           |
| [180] Papar              | -            | -    | -           | -           |
| [190] Pagu               | -            | -    | -           | -           |
| [191] Kayenkidul         | -            | -    | -           | -           |
| [200] Gampengrejo        | -            | -    | -           | -           |
| [201] Ngasem             | -            | -    | -           | -           |
| [210] Banyakan           | -            | -    | 0,01        | 0,03        |
| [220] Grogol             | -            | -    | 0,01        | 0,01        |
| [230] Tarokan            | -            | -    | -           | -           |
| <b>Kabupaten Kediri</b>  | -            | -    | <b>0,57</b> | <b>0,80</b> |

Lanjutan Tabel/Continued Table 5.2.2

| Kecamatan<br>Subdistrict | Kakao/Cocoa |             | Tebu/Sugar cane |                 |
|--------------------------|-------------|-------------|-----------------|-----------------|
|                          | 2018        | 2019        | 2018            | 2019            |
| (1)                      | (10)        | (11)        | (12)            | (13)            |
| [010] Mojo               | 0,04        | 0,06        | 88,20           | 93,93           |
| [020] Semen              | 0,00        | 0,01        | 18,00           | 15,14           |
| [030] Ngadiluwih         | 0,00        | 0,01        | 168,00          | 173,30          |
| [040] Kras               | 0,03        | 0,02        | 186,00          | 157,25          |
| [050] Ringinrejo         | 0,05        | 0,04        | 123,00          | 122,58          |
| [060] Kandat             | 0,05        | 0,07        | 287,50          | 235,71          |
| [070] Wates              | 0,00        | 0,00        | 335,50          | 296,05          |
| [080] Ngancar            | 0,04        | 0,13        | 69,00           | 50,80           |
| [090] Plosoklaten        | 0,00        | 0,01        | 90,74           | 80,79           |
| [100] Gurah              | 0,01        | 0,01        | 142,80          | 118,49          |
| [110] Puncu              | 0,01        | 0,04        | 64,99           | 52,56           |
| [120] Kepung             | 0,06        | 0,13        | 38,64           | 50,05           |
| [130] Kandangan          | 0,04        | 0,08        | 34,42           | 38,07           |
| [140] Pare               | 0,02        | 0,01        | 132,00          | 163,38          |
| [141] Badas              | 0,00        | 0,00        | 12,76           | 14,94           |
| [150] Kunjang            | 0,00        | 0,00        | 23,18           | 23,21           |
| [160] Plemahan           | 0,01        | 0,02        | 21,62           | 27,31           |
| [170] Purwoasri          | 0,00        | 0,00        | 47,20           | 51,55           |
| [180] Papar              | -           | -           | 41,03           | 39,63           |
| [190] Pagu               | 0,00        | 0,00        | 17,16           | 34,60           |
| [191] Kayenkidul         | 0,00        | 0,01        | 53,68           | 41,18           |
| [200] Gampengrejo        | -           | -           | 5,28            | 4,23            |
| [201] Ngasem             | -           | -           | 36,84           | 30,67           |
| [210] Banyakan           | 0,02        | 0,06        | 32,31           | 21,04           |
| [220] Grogol             | 0,01        | 0,02        | 12,60           | 5,07            |
| [230] Tarokan            | 0,00        | 0,00        | 15,28           | 11,87           |
| <b>Kabupaten Kediri</b>  | <b>0,39</b> | <b>0,75</b> | <b>2 097,73</b> | <b>1 953,37</b> |



Lanjutan Tabel/*Continued Table* 5.2.2

| Kecamatan<br>Subdistrict | Teh/Tea  |          | Tembakau/Tobacco |             |
|--------------------------|----------|----------|------------------|-------------|
|                          | 2018     | 2019     | 2018             | 2019        |
| (1)                      | (14)     | (15)     | (16)             | (17)        |
| [010] Mojo               | -        | -        | 0,02             | 0,02        |
| [020] Semen              | -        | -        | 0,11             | 0,13        |
| [030] Ngadiluwih         | -        | -        | -                | -           |
| [040] Kras               | -        | -        | -                | -           |
| [050] Ringinrejo         | -        | -        | -                | -           |
| [060] Kandat             | -        | -        | -                | -           |
| [070] Wates              | -        | -        | -                | -           |
| [080] Ngancar            | -        | -        | -                | -           |
| [090] Plosoklaten        | -        | -        | -                | -           |
| [100] Gurah              | -        | -        | -                | -           |
| [110] Puncu              | -        | -        | -                | -           |
| [120] Kepung             | -        | -        | -                | -           |
| [130] Kandangan          | -        | -        | -                | -           |
| [140] Pare               | -        | -        | -                | -           |
| [141] Badas              | -        | -        | -                | 0,00        |
| [150] Kunjang            | -        | -        | -                | -           |
| [160] Plemahan           | -        | -        | -                | -           |
| [170] Purwoasri          | -        | -        | -                | -           |
| [180] Papar              | -        | -        | -                | -           |
| [190] Pagu               | -        | -        | -                | -           |
| [191] Kayenkidul         | -        | -        | -                | -           |
| [200] Gampengrejo        | -        | -        | -                | -           |
| [201] Ngasem             | -        | -        | -                | -           |
| [210] Banyakan           | -        | -        | 0,08             | 0,10        |
| [220] Grogol             | -        | -        | 0,12             | 0,15        |
| [230] Tarokan            | -        | -        | 0,74             | 0,02        |
| <b>Kabupaten Kediri</b>  | <b>-</b> | <b>-</b> | <b>1,07</b>      | <b>0,41</b> |

Catatan/Note: ...

Sumber/Source: BPS, Statistik Pertanian Hortikultura SPH-BST/BPS-Statistics Indonesia, Agricultural Statistic for Horticulture SPH-BST

**5.3 KEHUTANAN  
FORESTRY**

**Tabel 5.3.1 Luas Hutan menurut Jenis dan Fungsinya serta Reboisasi Hutan di Kabupaten Kediri, 2015- 2019 (Ha)**  
**Table 5.3.1 Forest Area by Type and Function and Forest Reforestation in Kediri Regency, 2015 - 2019 (Ha)**

| <b>Uraian<br/>Descriptions</b>  | <b>2015</b>      | <b>2016</b>      | <b>2017</b>      | <b>2018</b>      | <b>2019</b>      |
|---|------------------|------------------|------------------|------------------|------------------|
| (1)   | (2)              | (3)              | (4)              | (5)              | (6)              |
| <b>Jenis Hutan/ Forest Type:</b>  | <b>22 095,5</b>  | <b>22 095,5</b>  | <b>21 953,9</b>  | <b>21 953,9</b>  | <b>21 953,9</b>  |
| Jati/ Teak  | 1 783,8          | 1 783,8          | 1 943,1          | 1 943,1          | 1 943,1          |
| Mahoni/ Mahogany  | 1 507,7          | 1 507,7          | 1 176,2          | 1 176,2          | 1 170,3          |
| Sengon/ Sengon  | 3 953,6          | 3 953,6          | 4 532,9          | 4 532,9          | 4 646,3          |
| Pinus/ Pine   | 3 033,4          | 3 033,4          | 2 980,2          | 2 980,2          | 2 978,9          |
| Murbei/ Mulberry  | -                | -                | -                | -                | -                |
| Rimba Lain/ Other Forests   | 8 530,8          | 8 530,8          | 10 623,3         | 10 623,3         | 10 522,1         |
| TK/ Alur/ Groove  | 3 286,2          | 3 286,2          | 698,2            | 698,2            | 693,2            |
| <b>Fungsi Hutan/ Forest Function</b>  | <b>22 095,50</b> | <b>22 095,50</b> | <b>21 961,86</b> | <b>21 953,86</b> | <b>21 953,90</b> |
| Hutan Lindung/ Protected forest   | 16 631,2         | 16 631,2         | 8 216,9          | 8 216,9          | 8 217,0          |
| Hutan Produksi/ Production forest   | 5 444,3          | 5 444,3          | 13 726,0         | 13 718,0         | 13 736,9         |
| Hutan Wisata & Suaka Alam/ Cagar Alam/ Forest Tourism & Nature Reserve / Nature Reserve | 20,00            | 20,00            | 18,96            | 18,96            | -                |
| <b>Reboisasi/ Reforestation</b>   | <b>1 216,1</b>   | <b>733,6</b>     | <b>456,0</b>     | <b>834,7</b>     | <b>412,2</b>     |

Catatan/Note: ...

Sumber/Source: Perum Perhutani KPH Kediri/Public Company Perhutani KPH Kediri

**Tabel**  
**Table** 5.3.2

**Luas Hutan menurut Fungsi dan Kecamatan di Kabupaten Kediri, 2018- 2019 (Ha)**  
**Forest Area by Function and Subdistrict in Kediri Regency, 2018 - 2019 (Ha)**

| Kecamatan<br>Subdistrict | 2018                                    |   |  | Jumlah<br>Total  |
|--------------------------|---|---|--|------------------|
|                          | Hutan<br>Lindung<br>Protected<br>forest | Hutan<br>Produksi<br>Production<br>forest | Hutan Wisata dan Suaka<br>Alam<br>Forest Tourism and Nature<br>Reserve |                  |
| (1)                      | (2)                                     | (3)                                       | (4)  | (5)              |
| 1. [010] Mojo            | 1 148,20                                | 2 251,10                                  | -  | 3 399,30         |
| 2. [020] Semen           | 2 603,40                                | 1 876,90                                  | -  | 4 480,30         |
| 3. [080] Ngancar         | 362,30                                  | 1 563,30                                  | -  | 1 925,60         |
| 4. [090] Plosoklaten     | -                                       | 535,00                                    | -  | 535,00           |
| 5. [110] Puncu           | 2 360,80                                | 2 765,04                                  | 13,36  | 5 139,20         |
| 6. [120] Kepung          | 600,60                                  | 884,90                                    | 5,60   | 1 491,10         |
| 7. [130] Kandangan       | 10,10                                   | 863,50                                    | -  | 873,60           |
| 8. [210] Banyakan        | 1 131,60                                | 1 746,20                                  | -  | 2 877,80         |
| 9. [220] Grogol          | -                                       | 378,10                                    | -  | 378,10           |
| 10. [230] Tarokan        | -                                       | 853,90                                    | -  | 853,90           |
| <b>Kabupaten Kediri</b>  | <b>8 217,00</b>                         | <b>13 717,94</b>                          | <b>18,96</b>   | <b>21 953,90</b> |

Lanjutan Tabel/*Continued Table* 5.3.2

| Kecamatan<br><i>Subdistrict</i> | 2019  |   |  |                  | Jumlah<br><i>Total</i> |
|---------------------------------|---|---|--|------------------|------------------------|
|                                 | Hutan<br>Lindung<br><i>Protected<br/>forest</i> | Hutan<br>Produksi<br><i>Production<br/>forest</i> | Hutan Wisata dan Suaka<br>Alam<br><i>Forest Tourism and Nature<br/>Reserve</i> |                  |                        |
|                                 | (1)   | (2)   | (3)  | (4)              |                        |
| 1. [010] Mojo                   | 1 148,20  | 2 251,10  | -  | 3 399,30         |                        |
| 2. [020] Semen                  | 2 603,40  | 1 876,90  | -  | 4 480,30         |                        |
| 3. [080] Ngancar                | 362,30  | 1 563,30  | -  | 1 925,60         |                        |
| 4. [090] Plosoklaten            | -   | 535,00  | -  | 535,00           |                        |
| 5. [110] Puncu                  | 2 360,80  | 2 778,40  | -  | 5 139,20         |                        |
| 6. [120] Kepung                 | 600,60  | 890,50  | -  | 1 491,10         |                        |
| 7. [130] Kandangan              | 10,10   | 863,50  | -  | 873,60           |                        |
| 8. [210] Banyakan               | 1 131,60  | 1 746,20  | -  | 2 877,80         |                        |
| 9. [220] Grogol                 | -   | 378,10  | -  | 378,10           |                        |
| 10. [230] Tarokan               | -   | 853,90  | -  | 853,90           |                        |
| <b>Kabupaten Kediri</b>         | <b>8 217,00</b>                                 | <b>13 736,90</b>                                  | <b>-</b>   | <b>21 953,90</b> |                        |

Catatan/*Note*: ...

Sumber/*Source*: Perum Perhutani KPH Kediri/*Public Company Perhutani KPH Kediri*

**Tabel**  
**Table** 5.3.3

**Produksi dan Nilai Produksi Tanaman Kehutanan di Kabupaten Kediri menurut Jenisnya, 2018-2019**  
*Production and Value of Forestry Plants in Kediri Regency by Type, 2018-2019*

| Jenis Produksi<br><i>Production Type</i>         | Produksi/ <i>Production</i> |           |           | Nilai/ <i>Value</i> (000 Rp.) |              |
|--|-----------------------------|-----------|-----------|-------------------------------|--------------|
|  | Satuan<br><i>Unit</i>       | 2018      | 2019      | 2018                          | 2019         |
| (1)  | (2)                         | (3)       | (4)       | (5)                           |              |
| <b>Kayu Perkakas Jati/ Teak<br/>Wood Tooling</b> | M <sup>3</sup>              | -         | 403,81    | -                             | 1 412,53     |
| <b>Kayu Perkakas/ Wood<br/>Tooling</b>           |                             |           |           |                               |              |
| - Mahoni/ Mahogany                               | M <sup>3</sup>              | 54,10     | 471,66    | 71,09                         | 329,69       |
| - Sengon/ Sengon                                 | M <sup>3</sup>              | 41 891,34 | 42 426,64 | 21 825,39                     | 22 146,71    |
| - Accau/ Accau                                   | M <sup>3</sup>              | -         | -         | -                             | -            |
| - Jabon/ Jabon                                   | M <sup>3</sup>              | 96,97     | 3 176,42  | 39 078,99                     | 1 340 450,00 |
| - Pinus/ Pine                                    | M <sup>3</sup>              | 5 151,25  | -         | 3 549 227,68                  | -            |
| - Johar/ Johar                                   | M <sup>3</sup>              | 10,45     | 0,44      | 4 211,32                      | 110,00       |
| - Mindi/ Mindi                                   | M <sup>3</sup>              | 137,88    | 91,87     | 63 700,34                     | 63 300,00    |
| - Flamboyan/ Flamboyant                          | M <sup>3</sup>              | 8,72      | 0,53      | 35,15                         | 0,30         |
| - Gmelina/ Gmelina                               | M <sup>3</sup>              | 41,08     | 24,66     | 41 860,59                     | 9 100,00     |
| - Rimba lainnya/ Other jungles                   | M <sup>3</sup>              | 123,32    | 255,69    | 49 697,99                     | 146 000,00   |
| <b>Kayu Bakar Jati/ Teak<br/>Firewood</b>        | Sm                          | -         | 1,50      | -                             | 240,00       |
| <b>Kayu Bakar Rimba/ Wild<br/>Firewood</b>       | Sm                          | 2 439,00  | 2 346,50  | 141 462,00                    | 152 520,00   |
| <b>Getah Pinus/ Pine sap</b>                     | Ton                         | 709,68    | 610,82    | 6 385,66                      | 5 496,14     |
| <b>Benang Sutera/ Silk Thread</b>                | Kg                          | -         | -         | -                             | -            |
| <b>Kopi/ Coffee</b>                              | Kg                          | -         | -         | -                             | -            |
| <b>Madu/ Honey</b>                               | Botol                       | -         | -         | -                             | -            |

Catatan/Note: ...

Sumber/Source: Perum Perhutani KPH Kediri/*Public Company Perhutani KPH Kediri*

**5.4 PETERNAKAN  
LIVESTOCK**

**Tabel** 5.4.1 **Populasi Ternak di Kabupaten Kediri menurut Jenisnya (ekor), 2015 - 2019**  
**Table** 5.4.1 **Livestock Populations in Kediri Regency by Type (Tails), 2015 - 2019**

| Jenis Ternak<br><i>Livestock Type</i>  | 2015       | 2016       | 2017       | 2018       | 2019       |
|--|------------|------------|------------|------------|------------|
| (1)                                    | (2)        | (3)        | (4)        | (5)        | (6)        |
| Sapi Potong<br><i>Beef cattle</i>      | 202 263    | 212 376    | 223 213    | 230 020    | 233 310    |
| Sapi Perah<br><i>Dairy cows</i>        | 9 390      | 9 766      | 10 168     | 10 380     | 10 714     |
| Kerbau<br><i>Buffalo</i>               | 371        | 371        | 371        | 354        | 177        |
| Kuda<br><i>Horse</i>                   | 295        | 286        | 285        | 278        | 166        |
| Babi<br><i>Pig</i>                     | 2 986      | 2 538      | 2 475      | 2 084      | 2 067      |
| Kambing/Domba<br><i>Goat / Sheep</i>   | 180 287    | 182 691    | 185 336    | 187 154    | 191 727    |
| Ayam Kampung<br><i>Kampung chicken</i> | 1 297 715  | 1 311 988  | 1 333 714  | 1 347 603  | 1 364 428  |
| Ayam Ras<br><i>Chickens</i>            | 11 332 294 | 10 880 916 | 10 813 304 | 19 494 873 | 20 470 232 |
| Itik & entok<br><i>Ducks</i>           | 246 984    | 289 407    | 294 671    | 299 261    | 361 367    |
| Kelinci<br><i>Rabbit</i>               | 11 058     | 11 200     | 11 348     | 11 480     | 14 757     |

Catatan/Note: ...

Sumber/Source: Dinas Ketahanan Pangan Dan Peternakan Kabupaten Kediri/*Food and Livestock Resilience Office of Kediri Regency*

**Tabel**  
**Table** 5.4.2**Populasi Ternak Besar dan Kecil di Kabupaten Kediri  
menurut Jenisnya dan Kecamatan, 2018 - 2019**  
*Population of Large and Small Livestock in Kediri Regency  
by Type and Subdistrict, 2018 - 2019*

| Kecamatan<br>Subdistrict | 2018                            |                          |                   |               |                                   |              |
|--------------------------|---------------------------------|--------------------------|-------------------|---------------|-----------------------------------|--------------|
|                          | Ternak Besar<br>Large Livestock |                          |                   |               | Ternak Kecil<br>Small Livestock   |              |
|                          | Sapi Potong<br>Beef cattle      | Sapi Perah<br>Dairy cows | Kerbau<br>Buffalo | Kuda<br>Horse | Kambing/<br>Domba<br>Goat / Sheep | Babi<br>Pig  |
| (1)                      | (2)                             | (3)                      | (4)               | (5)           | (6)                               | (7)          |
| [010] Mojo               | 12 726                          | 164                      | 34                | 13            | 14 325                            | -            |
| [020] Semen              | 8 811                           | 1                        | 1                 | 65            | 8 060                             | 56           |
| [030] Ngadiluwih         | 7 619                           | 129                      | 22                | 4             | 2 359                             | 17           |
| [040] Kras               | 9 061                           | 89                       | 2                 | 4             | 10 953                            | -            |
| [050] Ringinrejo         | 9 221                           | 157                      | 1                 | 1             | 6 992                             | 48           |
| [060] Kandat             | 9 231                           | 133                      | -                 | 2             | 7 054                             | 4            |
| [070] Wates              | 14 339                          | 742                      | 21                | 3             | 10 500                            | 1 436        |
| [080] Ngancar            | 11 616                          | 3 826                    | 4                 | -             | 7 373                             | 225          |
| [090] Plosoklaten        | 12 848                          | 1 553                    | 4                 | 1             | 8 892                             | -            |
| [100] Gurah              | 13 542                          | 262                      | 4                 | 6             | 7 991                             | -            |
| [110] Puncu              | 12 132                          | 932                      | 4                 | 4             | 9 947                             | -            |
| [120] Kepung             | 7 325                           | 217                      | 59                | 7             | 9 325                             | -            |
| [130] Kandangan          | 3 688                           | 1 309                    | 116               | 38            | 5 666                             | -            |
| [140] Pare               | 6 832                           | 106                      | -                 | 7             | 5 462                             | 115          |
| [141] Badas              | 3 838                           | 56                       | 33                | 10            | 4 298                             | -            |
| [150] Kunjang            | 6 893                           | 13                       | 9                 | 12            | 2 315                             | -            |
| [160] Plemahan           | 10 794                          | 11                       | 1                 | 8             | 11 472                            | -            |
| [170] Purwoasri          | 9 818                           | -                        | 3                 | 1             | 4 532                             | -            |
| [180] Papar              | 11 014                          | 31                       | -                 | 1             | 6 961                             | -            |
| [190] Pagu               | 9 771                           | 42                       | 3                 | 2             | 7 315                             | -            |
| [191] Kayenkidul         | 11 990                          | 233                      | 2                 | -             | 7 757                             | -            |
| [200] Gampengrejo        | 2 549                           | 284                      | 11                | 2             | 3 530                             | 129          |
| [201] Ngasem             | 3 394                           | 66                       | 10                | 1             | 4 070                             | -            |
| [210] Banyakan           | 5 117                           | 16                       | 7                 | 20            | 8 231                             | -            |
| [220] Grogol             | 5 235                           | 4                        | -                 | 52            | 3 682                             | 54           |
| [230] Tarokan            | 10 616                          | 4                        | 3                 | 14            | 8 092                             | -            |
| <b>Kabupaten Kediri</b>  | <b>230 020</b>                  | <b>10 380</b>            | <b>354</b>        | <b>278</b>    | <b>187 154</b>                    | <b>2 084</b> |

Lanjutan Tabel/Continued Table 5.4.2

| Kecamatan<br>Subdistrict | 2019                            |                          |                   |               |                                 |              |
|--------------------------|---------------------------------|--------------------------|-------------------|---------------|---------------------------------|--------------|
|                          | Ternak Besar<br>Large Livestock |                          |                   |               | Ternak Kecil<br>Small Livestock |              |
|                          | Sapi Potong<br>Beef cattle      | Sapi Perah<br>Dairy cows | Kerbau<br>Buffalo | Kuda<br>Horse | Kambing/<br>Domba<br>Goat/Sheep | Babi<br>Pig  |
| (1)                      | (2)                             | (3)                      | (4)               | (5)           | (6)                             | (7)          |
| [010] Mojo               | 11 766                          | 375                      | 3                 | -             | 17 097                          | 78           |
| [020] Semen              | 8 469                           | 8                        | -                 | -             | 8 061                           | -            |
| [030] Ngadiluwih         | 10 692                          | 38                       | 7                 | 22            | 6 117                           | -            |
| [040] Kras               | 8 919                           | 80                       | -                 | 2             | 11 820                          | -            |
| [050] Ringinrejo         | 11 024                          | 168                      | -                 | 6             | 6 559                           | -            |
| [060] Kandat             | 9 391                           | 64                       | -                 | 4             | 6 092                           | 30           |
| [070] Wates              | 14 456                          | 1 281                    | -                 | 3             | 10 488                          | 1 448        |
| [080] Ngancar            | 10 989                          | 3 734                    | -                 | 3             | 6 758                           | 320          |
| [090] Plosoklaten        | 12 998                          | 1 549                    | -                 | 5             | 8 878                           | -            |
| [100] Gurah              | 14 890                          | 269                      | -                 | 5             | 7 947                           | -            |
| [110] Puncu              | 12 003                          | 972                      | -                 | 8             | 6 914                           | -            |
| [120] Kepung             | 7 365                           | 228                      | 56                | 2             | 9 390                           | -            |
| [130] Kandangan          | 2 769                           | 1 377                    | 67                | 8             | 6 180                           | -            |
| [140] Pare               | 6 915                           | 40                       | -                 | -             | 5 240                           | 191          |
| [141] Badas              | 3 229                           | 27                       | 23                | 10            | 3 896                           | -            |
| [150] Kunjang            | 6 915                           | 11                       | -                 | 2             | 2 770                           | -            |
| [160] Plemahan           | 10 826                          | -                        | -                 | -             | 16 852                          | -            |
| [170] Purwoasri          | 9 886                           | -                        | -                 | -             | 4 751                           | -            |
| [180] Papar              | 11 094                          | 32                       | -                 | 2             | 6 164                           | -            |
| [190] Pagu               | 9 575                           | 43                       | -                 | 2             | 7 348                           | -            |
| [191] Kayenkidul         | 12 057                          | 239                      | 6                 | 2             | 7 779                           | -            |
| [200] Gampengrejo        | 2 565                           | 142                      | 7                 | -             | 3 051                           | -            |
| [201] Ngasem             | 2 995                           | 31                       | -                 | -             | 2 341                           | -            |
| [210] Banyakan           | 4 997                           | 6                        | 8                 | 4             | 7 528                           | -            |
| [220] Grogol             | 6 095                           | -                        | -                 | 14            | 3 798                           | -            |
| [230] Tarokan            | 10 430                          | -                        | -                 | 62            | 7 908                           | -            |
| <b>Kabupaten Kediri</b>  | <b>233 310</b>                  | <b>10 714</b>            | <b>177</b>        | <b>166</b>    | <b>191 727</b>                  | <b>2 067</b> |

Catatan/Note: ...

Sumber/Source: Dinas Ketahanan Pangan Dan Peternakan Kabupaten Kediri/Food and Livestock Resilience Office of Kediri Regency



**Tabel**  
**Table** 5.4.3

**Populasi Unggas dan Kelinci di Kabupaten Kediri menurut Jenisnya dan Kecamatan, 2018 - 2019**  
**Poultry and Rabbit Populations in Kediri Regency by Type and Subdistrict, 2018 - 2019**

| Kecamatan<br>Subdistrict | 2018                                  |                        |                      |                       |                   |
|--------------------------|---------------------------------------|------------------------|----------------------|-----------------------|-------------------|
|                          | Ayam<br>Kampung<br>Kampong<br>chicken | Ayam Ras/ Chickens     |                      | Itik & entok<br>Ducks | Kelinci<br>Rabbit |
|                          |                                       | Petelur<br>laying hens | Pedaging<br>broilers |                       |                   |
| (1)                      | (2)                                   | (3)                    | (4)                  | (5)                   | (7)               |
| [010] Mojo               | 70 081                                | 67 958                 | 1 478 552            | 26 492                | 769               |
| [020] Semen              | 49 489                                | -                      | 205 354              | 7 053                 | 451               |
| [030] Ngadiluwih         | 80 491                                | 44 609                 | 741 002              | 10 731                | 78                |
| [040] Kras               | 80 545                                | 379 810                | 746 881              | 10 683                | 995               |
| [050] Ringinrejo         | 45 608                                | 559 276                | 708 471              | 42 068                | 130               |
| [060] Kandat             | 59 945                                | 374 166                | 937 861              | 33 922                | 486               |
| [070] Wates              | 67 684                                | 1 252 050              | 533 923              | 9 816                 | 202               |
| [080] Ngancar            | 24 959                                | 104 429                | 683 012              | 8 048                 | 885               |
| [090] Plosoklaten        | 22 037                                | 226 410                | 420 157              | 5 284                 | 1 008             |
| [100] Gurah              | 69 594                                | 419 223                | 94 976               | 4 457                 | 1 013             |
| [110] Puncu              | 52 787                                | 1 677 328              | 518 438              | 6 631                 | 825               |
| [120] Kepung             | 73 186                                | 261 790                | 1 315 091            | 6 261                 | 797               |
| [130] Kandangan          | 80 907                                | 136 520                | 1 121 237            | 16 804                | 617               |
| [140] Pare               | 68 301                                | 1 686 768              | 146 841              | 16 823                | 161               |
| [141] Badas              | 28 699                                | 458 943                | 215 221              | 13 749                | 314               |
| [150] Kunjang            | 25 933                                | 41 461                 | 124 265              | 3 447                 | 65                |
| [160] Plemahan           | 67 267                                | 29 330                 | 36 961               | 32 621                | 78                |
| [170] Purwoasri          | 66 584                                | 3 483                  | 223 841              | 1 583                 | 107               |
| [180] Papar              | 67 598                                | 141 014                | 404 349              | 3 924                 | 273               |
| [190] Pagu               | 52 733                                | 28 004                 | 78 856               | 6 378                 | 92                |
| [191] Kayenkidul         | 43 816                                | 59 909                 | 172 497              | 819                   | 61                |
| [200] Gampengrejo        | 39 573                                | 842                    | 90 094               | 12 311                | 680               |
| [201] Ngasem             | 23 804                                | 42 136                 | 150 894              | 10 542                | 1 148             |
| [210] Banyakan           | 28 522                                | 449                    | 120 918              | 1 520                 | 98                |
| [220] Grogol             | 16 283                                | -                      | 93 198               | 3 160                 | 57                |
| [230] Tarokan            | 41 177                                | 53 934                 | 82 141               | 4 134                 | 90                |
| <b>Kabupaten Kediri</b>  | <b>1 347 603</b>                      | <b>8 049 842</b>       | <b>11 445 031</b>    | <b>299 261</b>        | <b>11 480</b>     |

Lanjutan Tabel/Continued Table 5.4.3

| Kecamatan<br>Subdistrict | 2019                                  |                        |                      |                       |                   |
|--------------------------|---------------------------------------|------------------------|----------------------|-----------------------|-------------------|
|                          | Ayam<br>Kampung<br>Kampung<br>chicken | Ayam Ras/ Chickens     |                      | Itik & entok<br>Ducks | Kelinci<br>Rabbit |
|                          |                                       | Petelur<br>laying hens | Pedaging<br>broilers |                       |                   |
| (1)                      | (2)                                   | (3)                    | (4)                  | (5)                   | (7)               |
| [010] Mojo               | 70 478                                | 69 033                 | 1 583 998            | 34 239                | 1 648             |
| [020] Semen              | 49 727                                | -                      | 206 070              | 7 150                 | 461               |
| [030] Ngadiluwih         | 75 207                                | 71 588                 | 1 101 294            | 13 953                | 267               |
| [040] Kras               | 78 997                                | 379 925                | 751 148              | 10 808                | 991               |
| [050] Ringinrejo         | 46 188                                | 562 254                | 724 166              | 66 825                | 508               |
| [060] Kandat             | 60 225                                | 389 615                | 980 381              | 34 220                | 497               |
| [070] Wates              | 68 056                                | 1 253 481              | 621 801              | 9 917                 | 210               |
| [080] Ngancar            | 24 608                                | 108 814                | 702 870              | 11 270                | 429               |
| [090] Plosoklaten        | 22 526                                | 227 916                | 428 100              | 5 376                 | 631               |
| [100] Gurah              | 69 858                                | 420 019                | 95 746               | 4 518                 | 1 017             |
| [110] Puncu              | 57 133                                | 1 682 164              | 459 005              | 6 696                 | 821               |
| [120] Kepung             | 73 520                                | 265 743                | 1 318 853            | 3 330                 | 512               |
| [130] Kandangan          | 70 804                                | 138 633                | 1 134 162            | 34 488                | 868               |
| [140] Pare               | 68 781                                | 1 688 598              | 227 782              | 20 712                | 85                |
| [141] Badas              | 28 929                                | 388 077                | 216 273              | 13 543                | 2 292             |
| [150] Kunjang            | 26 403                                | 43 538                 | 127 946              | 8 190                 | 84                |
| [160] Plemahan           | 89 056                                | 31 564                 | 62 820               | 34 555                | 68                |
| [170] Purwoasri          | 66 951                                | 5 341                  | 227 236              | 1 647                 | 109               |
| [180] Papar              | 67 929                                | 145 499                | 412 057              | 3 968                 | 289               |
| [190] Pagu               | 58 018                                | 30 508                 | 80 362               | 6 498                 | 101               |
| [191] Kayenkidul         | 44 249                                | 60 242                 | 173 696              | 869                   | 79                |
| [200] Gampengrejo        | 39 808                                | 2 878                  | 199 690              | 8 882                 | 718               |
| [201] Ngasem             | 20 907                                | 43 882                 | 142 261              | 10 687                | 1 164             |
| [210] Banyakan           | 28 915                                | 1 509                  | 251 912              | 1 633                 | 729               |
| [220] Grogol             | 16 571                                | -                      | 95 600               | 3 227                 | 77                |
| [230] Tarokan            | 40 584                                | 54 165                 | 80 017               | 4 166                 | 102               |
| <b>Kabupaten Kediri</b>  | <b>1 364 428</b>                      | <b>8 064 986</b>       | <b>12 405 246</b>    | <b>361 367</b>        | <b>14 757</b>     |

Catatan/Note: ...

Sumber/Source: Dinas Ketahanan Pangan Dan Peternakan Kabupaten Kediri/Food and Livestock Resilience Office of Kediri Regency

**Tabel**  
**Table** 5.4.4

**Produksi Daging, Telur dan Susu di Kabupaten Kediri  
menurut Jenis Ternak, 2015 - 2019**  
*Meat, Egg and Milk Production in Kediri Regency by Type of  
Livestock,, 2015 - 2019*

| Jenis Ternak<br><i>Livestock Type</i>  | 2015       | 2016       | 2017       | 2018       | 2019       |
|--|------------|------------|------------|------------|------------|
| (1)                                    | (2)        | (3)        | (4)        | (5)        | (6)        |
| <b>Daging/ Meat (Kg)</b>               |            |            |            |            |            |
| Sapi<br><i>Cow</i>                     | 2 841 910  | 3 067 480  | 2 953 890  | 3 210 709  | 3 301 524  |
| Kerbau<br><i>Buffalo</i>               | 5 104      | 5 198      | 4 520      | 1 131      | 226        |
| Kuda<br><i>Horse</i>                   | 644        | 576        | -          | -          | -          |
| Kambing/Domba<br><i>Goat / Sheep</i>   | 807 065    | 979 748    | 962 479    | 1 291 417  | 1 338 686  |
| Babi<br><i>Pig</i>                     | 54 560     | 43 666     | 42 576     | 39 936     | 35 231     |
| Ayam<br><i>Chicken</i>                 | 12 227 064 | 14 293 919 | 14 196 370 | 14 376 663 | 14 146 823 |
| <b>Telur/ Egg (Kg)</b>                 |            |            |            |            |            |
| Ayam Kampung<br><i>Kampong chicken</i> | 472 198    | 610 075    | 764 884    | 770 156    | 803 931    |
| Ayam Ras<br><i>Chickens</i>            | 50 930 887 | 72 866 340 | 80 864 634 | 81 353 501 | 81 547 600 |
| Itik Manila<br><i>Duck</i>             | 840 365    | 1 368 660  | 1 715 863  | 1 735 463  | 2 157 835  |
| Entok & Angsa<br><i>Goose</i>          | 106 922    | 32 994     | 33 327     | 76 802     | 85 421     |
| <b>Susu/ Milk (Kg)</b>                 |            |            |            |            |            |
| Sapi<br><i>Cow</i>                     | 12 250 705 | 16 079 378 | 19 852 959 | 20 117 876 | 20 849 222 |

Catatan/Note: 1 Kg Telor = 16-17 butir, 1 Kg Susu = 1,028 Liter

Sumber/Source: Dinas Ketahanan Pangan Dan Peternakan Kabupaten Kediri/*Food and Livestock Resilience Office of Kediri Regency*

**Tabel**  
**Table** 5.4.5

**Jumlah Kios Sarana Produksi Peternakan di Kabupaten  
Kediri menurut Kecamatan, 2018-2019**  
*Number of Livestock Production Facilities Kiosks in Kediri  
Regency by Subdistrict, 2018-2019*

| Kecamatan<br>Subdistrict | KUD      |          | Non KUD   |           |
|--------------------------|----------|----------|-----------|-----------|
|                          | 2018     | 2019     | 2018      | 2019      |
| (1)                      | (2)      | (3)      | (4)       | (5)       |
| [010] Mojo               | -        | -        | -         | -         |
| [020] Semen              | -        | -        | -         | -         |
| [030] Ngadiluwih         | -        | -        | -         | -         |
| [040] Kras               | -        | -        | 1         | 1         |
| [050] Ringinrejo         | -        | -        | 3         | 3         |
| [060] Kandat             | -        | -        | -         | -         |
| [070] Wates              | 1        | 1        | 3         | 3         |
| [080] Ngancar            | 1        | 1        | -         | -         |
| [090] Plosoklaten        | 1        | 1        | -         | -         |
| [100] Gurah              | -        | -        | -         | -         |
| [110] Puncu              | 1        | 1        | -         | -         |
| [120] Kepung             | 1        | 1        | -         | -         |
| [130] Kandangan          | 1        | 1        | -         | 1         |
| [140] Pare               | -        | -        | 4         | 4         |
| [141] Badas              | -        | -        | -         | -         |
| [150] Kunjang            | -        | -        | -         | -         |
| [160] Plemahan           | -        | -        | -         | -         |
| [170] Purwoasri          | -        | -        | -         | -         |
| [180] Papar              | -        | -        | -         | -         |
| [190] Pagu               | 1        | 1        | -         | -         |
| [191] Kayenkidul         | -        | -        | -         | -         |
| [200] Gampengrejo        | -        | -        | -         | -         |
| [201] Ngasem             | -        | -        | 1         | 1         |
| [210] Banyakan           | -        | -        | -         | -         |
| [220] Grogol             | -        | -        | -         | -         |
| [230] Tarokan            | -        | -        | -         | -         |
| <b>Kabupaten Kediri</b>  | <b>7</b> | <b>7</b> | <b>12</b> | <b>13</b> |

Catatan/Note: ...

Sumber/Source: Dinas Ketahanan Pangan Dan Peternakan Kabupaten Kediri/*Food and Livestock Resilience Office of Kediri Regency*

## 5.5 PERIKANAN FISHERY

**Tabel 5.5.1** Jumlah Rumah Tangga Petani Ikan dan Pencari Ikan di Kabupaten Kediri menurut Kecamatan, 2018-2019  
*Number of Fish Farmers and Fish Finder Households in Kediri Regency by Subdistrict, 2018-2019*

| Kecamatan<br>Subdistrict | Perairan Umum<br>Public Waters |            | Budidaya Kolam<br>Aquaculture |              |
|--------------------------|--------------------------------|------------|-------------------------------|--------------|
|                          | 2018                           | 2019       | 2018                          | 2019         |
| (1)                      | (2)                            | (3)        | (4)                           | (5)          |
| [010] Mojo               | 8                              | 8          | 145                           | 145          |
| [020] Semen              | 5                              | 5          | 52                            | 52           |
| [030] Ngadiluwih         | 29                             | 33         | 292                           | 292          |
| [040] Kras               | 16                             | 19         | 495                           | 495          |
| [050] Ringinrejo         | 10                             | 10         | 350                           | 350          |
| [060] Kandat             | 15                             | 15         | 327                           | 327          |
| [070] Wates              | 15                             | 16         | 138                           | 138          |
| [080] Ngancar            | 3                              | 6          | 86                            | 86           |
| [090] Plosoklaten        | 30                             | 30         | 352                           | 352          |
| [100] Gurah              | 5                              | 5          | 225                           | 225          |
| [110] Puncu              | 3                              | 3          | 92                            | 92           |
| [120] Kepung             | 24                             | 25         | 156                           | 156          |
| [130] Kandangan          | 8                              | 9          | 165                           | 165          |
| [140] Pare               | 12                             | 13         | 495                           | 495          |
| [141] Badas              | 17                             | 17         | 590                           | 590          |
| [150] Kunjang            | 2                              | 2          | 38                            | 38           |
| [160] Plemahan           | 2                              | 3          | 65                            | 65           |
| [170] Purwoasri          | 18                             | 19         | 35                            | 35           |
| [180] Papar              | 20                             | 21         | 55                            | 55           |
| [190] Pagu               | 3                              | 5          | 56                            | 56           |
| [191] Kayenkidul         | 9                              | 8          | 48                            | 55           |
| [200] Gampengrejo        | 38                             | 41         | 102                           | 102          |
| [201] Ngasem             | 3                              | 8          | 157                           | 157          |
| [210] Banyakan           | 3                              | 4          | 77                            | 85           |
| [220] Grogol             | 6                              | 9          | 83                            | 83           |
| [230] Tarokan            | 18                             | 18         | 79                            | 79           |
| <b>Kabupaten Kediri</b>  | <b>322</b>                     | <b>352</b> | <b>4 755</b>                  | <b>4 770</b> |

Lanjutan Tabel/Continued Table 5.5.1

| Kecamatan<br>Subdistrict | UPR*         |              | Jumlah<br>Total |              |
|--------------------------|--------------|--------------|-----------------|--------------|
|                          | 2018         | 2019         | 2018            | 2019         |
| (1)                      | (2)          | (3)          | (4)             | (5)          |
| [010] Mojo               | 25           | 25           | 178             | 178          |
| [020] Semen              | 20           | 20           | 77              | 77           |
| [030] Ngadiluwih         | 57           | 72           | 378             | 397          |
| [040] Kras               | 46           | 65           | 557             | 579          |
| [050] Ringinrejo         | 65           | 65           | 425             | 425          |
| [060] Kandat             | 100          | 100          | 442             | 442          |
| [070] Wates              | 95           | 95           | 248             | 249          |
| [080] Ngancar            | 27           | 27           | 116             | 119          |
| [090] Plosoklaten        | 76           | 76           | 458             | 458          |
| [100] Gurah              | 285          | 285          | 515             | 515          |
| [110] Puncu              | 25           | 25           | 120             | 120          |
| [120] Kepung             | 86           | 86           | 266             | 267          |
| [130] Kandangan          | 98           | 98           | 271             | 272          |
| [140] Pare               | 643          | 714          | 1 150           | 1 222        |
| [141] Badas              | 440          | 440          | 1 047           | 1 047        |
| [150] Kunjang            | 20           | 20           | 60              | 60           |
| [160] Plemahan           | 80           | 80           | 147             | 148          |
| [170] Purwasri           | 35           | 35           | 88              | 89           |
| [180] Papar              | 45           | 45           | 120             | 121          |
| [190] Pagu               | 35           | 35           | 94              | 96           |
| [191] Kayenkidul         | 52           | 52           | 109             | 115          |
| [200] Gampengrejo        | 45           | 45           | 185             | 188          |
| [201] Ngasem             | 75           | 75           | 235             | 240          |
| [210] Banyakan           | 25           | 25           | 105             | 114          |
| [220] Grogol             | 30           | 30           | 119             | 122          |
| [230] Tarokan            | 20           | 20           | 117             | 117          |
| <b>Kabupaten Kediri</b>  | <b>2 550</b> | <b>2 655</b> | <b>7 627</b>    | <b>7 777</b> |

Catatan/Note: \* Unit Pembenuhan Rakyat/ People Hatchery Unit

Sumber/Source: Dinas Ketahanan Pangan Dan Peternakan Kabupaten Kediri/Food and Livestock Resilience Office of Kediri Regency

**Tabel**  
**Table** 5.5.2**Produksi dan Nilai Produksi Ikan Air Tawar di Kabupaten Kediri menurut Jenisnya, 2018-2019**  
**Production and Value of Freshwater Fish in Kediri Regency by Type, 2018-2019**

| Jenis Ikan Air Tawar<br><i>Freshwater Fish Type</i> | Produksi / <i>Production</i> (Kg) |                   | Nilai Produksi/ <i>Production Value</i><br>(000 Rp) |                    |
|---|-----------------------------------|-------------------|---|--------------------|
|   | 2018                              | 2019              | 2018  | 2019               |
| (1)   | (2)                               | (3)               | (4)   | (5)                |
| Tombro/ Mas<br><i>Goldfish</i>                      | 108 115                           | 65 500            | 1 513 610   | 917 000            |
| Tawes<br><i>Java Carp</i>                           | 60 580                            | 25 200            | 605 800   | 252 000            |
| Nila<br><i>Nile Tilapia</i>                         | 642 760                           | 668 250           | 8 355 880   | 8 687 250          |
| Lele<br><i>Catfish</i>                              | 14 570 000                        | 14 980 000        | 189 410 000   | 194 740 000        |
| Gurami<br><i>Gouramy</i>                            | 1 518 100                         | 1 683 700         | 40 988 700  | 45 459 900         |
| Patin<br><i>Iridescent Shark</i>                    | 533 730                           | 1 016 400         | 6 404 760   | 12 196 800         |
| Bawal<br><i>Pomfret Fish</i>                        | 1 351 000                         | 1 883 000         | 14 861 000  | 20 713 000         |
| Ikan Lainnya<br><i>Other Fish</i>                   | 8 685                             | -                 | 86 850  | -                  |
| <b>Kabupaten Kediri</b>                             | <b>18 792 970</b>                 | <b>20 322 050</b> | <b>262 226 600</b>                                  | <b>282 965 950</b> |

Catatan/Note: ...

Sumber/Source: Dinas Ketahanan Pangan Dan Peternakan Kabupaten Kediri/*Food and Livestock Resilience Office of Kediri Regency*

**Tabel**  
**Table** 5.5.3

**Produksi dan Nilai Produksi Ikan Hias di Kabupaten Kediri menurut Jenisnya, 2018-2019**  
**Production and Value of Ornamental Fish in Kediri Regency by Type, 2018-2019**

| Jenis Ikan Hias<br><i>Ornamental Fish Type</i> | Produksi / <i>Production</i><br>(000 ekor/ <i>tails</i> ) |                | Nilai Produksi/ <i>Production Value</i> (000<br>Rp) |                    |
|--|---|----------------|---|--------------------|
|  | 2018  | 2019           | 2018  | 2019               |
| (1)  | (2)   | (3)            | (4)   | (5)                |
| Akara<br><i>Acara Fish</i>                     | 2 120   | 2 145          | 2 120 000   | 2 145 000          |
| Diskus<br><i>Discus Fish</i>                   | 4   | 2              | 12 000  | 5 100              |
| Gapi<br><i>Gapi fish</i>                       | 8 630   | 8 637          | 3 452 000   | 3 454 600          |
| Cupang<br><i>Betta fish</i>                    | 100 425   | 102 246        | 45 191 250  | 46 010 700         |
| Koi<br><i>Koi fish</i>                         | 70 549  | 70 672         | 282 196 000   | 282 688 000        |
| Kar Tetra<br><i>Tetra Kar Fish</i>             | 3 120   | 3 256          | 1 248 000   | 1 302 400          |
| Louhan<br><i>Louhan fish</i>                   | 7   | 5              | 140 000   | 96 000             |
| Manvis<br><i>Manvis fish</i>                   | 5 650   | 6 398          | 3 390 000   | 3 838 800          |
| Moli<br><i>Moli</i>                            | 6 450   | 7 295          | 1 612 500   | 1 823 750          |
| Mas Koki<br><i>Goldfish</i>                    | 3 145   | 3 405          | 1 415 250   | 1 532 250          |
| Oskar<br><i>Oskar fish</i>                     | 607   | 607            | 728 400   | 728 400            |
| Plati<br><i>Plati fish</i>                     | 22 510  | 25 296         | 5 627 500   | 6 324 000          |
| Komet<br><i>Comet Fish</i>                     | 72 604  | 77 410         | 29 041 600  | 30 964 000         |
| Lele blorok<br><i>Blorok Catfish</i>           | 1 252   | 1 252          | 313 000   | 313 000            |
| <b>Kabupaten Kediri</b>                        | <b>297 073</b>  | <b>308 625</b> | <b>376 487 500</b>                                  | <b>381 226 000</b> |

Catatan/Note: ...

 Sumber/Source: Dinas Ketahanan Pangan Dan Peternakan Kabupaten Kediri/*Food and Livestock Resilience Office of Kediri Regency*



**Tabel**  
**Table** 5.5.4**Produksi Ikan di Kabupaten Kediri menurut Kecamatan dan Jenis Budidaya, 2018-2019**  
**Fish Production in Kediri Regency by Subdistrict and Type of Cultivation, 2018-2019**

| Kecamatan<br>Subdistrict | Perairan Umum (Kg)<br>Public Waters |                | Budidaya Kolam (Kg)<br>Aquaculture |                   |
|--------------------------|-------------------------------------|----------------|------------------------------------|-------------------|
|                          | 2018                                | 2019           | 2018                               | 2019              |
| (1)                      | (2)                                 | (3)            | (4)                                | (5)               |
| [010] Mojo               | 4 755                               | 4 944          | 514 000                            | 514 000           |
| [020] Semen              | 2 754                               | 2 864          | 127 110                            | 127 200           |
| [030] Ngadiluwih         | 17 950                              | 18 661         | 1 060 480                          | 1 400 600         |
| [040] Kras               | 8 321                               | 8 650          | 2 044 300                          | 2 240 500         |
| [050] Ringinrejo         | 5 944                               | 6 179          | 1 590 450                          | 1 750 400         |
| [060] Kandat             | 7 727                               | 8 033          | 964 242                            | 975 200           |
| [070] Wates              | 8 915                               | 9 268          | 501 180                            | 501 200           |
| [080] Ngancar            | 1 674                               | 1 741          | 312 330                            | 312 400           |
| [090] Plosoklaten        | 16 155                              | 16 795         | 753 720                            | 753 800           |
| [100] Gurah              | 3 189                               | 3 316          | 617 150                            | 617 200           |
| [110] Puncu              | 1 512                               | 1 572          | 261 480                            | 261 500           |
| [120] Kepung             | 8 975                               | 9 330          | 566 550                            | 566 500           |
| [130] Kandangan          | 4 755                               | 4 944          | 1 599 244                          | 1 599 300         |
| [140] Pare               | 7 133                               | 7 416          | 2 438 800                          | 3 142 500         |
| [141] Badas              | 10 105                              | 10 505         | 2 813 070                          | 2 928 500         |
| [150] Kunjang            | 1 189                               | 1 236          | 101 690                            | 101 700           |
| [160] Plemahan           | 1 405                               | 1 461          | 282 850                            | 282 850           |
| [170] Purwoasri          | 10 699                              | 11 123         | 127 110                            | 127 300           |
| [180] Papar              | 11 888                              | 12 358         | 152 530                            | 152 600           |
| [190] Pagu               | 2 054                               | 2 135          | 192 195                            | 192 200           |
| [191] Kayenkidul         | 5 349                               | 5 561          | 170 850                            | 170 850           |
| [200] Gampengrejo        | 19 332                              | 20 098         | 370 440                            | 370 500           |
| [201] Ngasem             | 1 566                               | 1 628          | 570 020                            | 570 000           |
| [210] Banyakan           | 1 891                               | 1 966          | 207 100                            | 207 100           |
| [220] Grogol             | 3 567                               | 3 708          | 228 800                            | 228 800           |
| [230] Tarokan            | 10 696                              | 11 123         | 225 279                            | 225 300           |
| <b>Kabupaten Kediri</b>  | <b>179 500</b>                      | <b>186 615</b> | <b>18 792 970</b>                  | <b>20 320 000</b> |

Lanjutan Tabel/Continued Table 5.5.4

| Kecamatan<br>Subdistrict | UPR* (000)        |                   | Jumlah (Umum + Budidaya)<br>Total (Public + Aquaculture) |                   |
|--------------------------|-------------------|-------------------|--|-------------------|
|                          | 2018              | 2019              | 2018   | 2019              |
| (1)                      | (2)               | (3)               | (4)  | (5)               |
| [010] Mojo               | 36 867            | 36 866            | 518 755  | 518 944           |
| [020] Semen              | 12 275            | 12 274            | 129 864  | 130 064           |
| [030] Ngadiluwih         | 341 427           | 450 426           | 1 078 430  | 1 419 261         |
| [040] Kras               | 280 194           | 280 194           | 2 052 621  | 2 249 150         |
| [050] Ringinrejo         | 137 031           | 137 035           | 1 596 394  | 1 756 579         |
| [060] Kandat             | 569 789           | 569 789           | 971 969  | 983 233           |
| [070] Wates              | 1 574 012         | 1 879 020         | 510 095  | 510 468           |
| [080] Ngancar            | 132 590           | 132 590           | 314 004  | 314 141           |
| [090] Plosoklaten        | 582 887           | 582 887           | 769 875  | 770 595           |
| [100] Gurah              | 2 048 566         | 2 148 900         | 620 339  | 620 516           |
| [110] Puncu              | 146 943           | 146 943           | 262 992  | 263 072           |
| [120] Kepung             | 160 612           | 160 612           | 575 525  | 575 830           |
| [130] Kandangan          | 512 140           | 512 140           | 1 603 999  | 1 604 244         |
| [140] Pare               | 4 473 729         | 4 550 700         | 2 445 933  | 3 149 916         |
| [141] Badas              | 6 388 466         | 6 540 650         | 2 823 175  | 2 939 005         |
| [150] Kunjang            | 19 308            | 19 308            | 102 879  | 102 936           |
| [160] Plemahan           | 818 113           | 818 113           | 284 255  | 284 311           |
| [170] Purwoasri          | 24 069            | 24 069            | 137 809  | 138 423           |
| [180] Papar              | 27 290            | 27 290            | 164 418  | 164 958           |
| [190] Pagu               | 29 472            | 29 472            | 194 249  | 194 335           |
| [191] Kayenkidul         | 39 059            | 73 059            | 176 199  | 176 411           |
| [200] Gampengrejo        | 63 296            | 63 296            | 389 772  | 390 598           |
| [201] Ngasem             | 85 356            | 85 356            | 571 586  | 571 628           |
| [210] Banyakan           | 25 305            | 25 613            | 208 991  | 209 066           |
| [220] Grogol             | 26 961            | 26 960            | 232 367  | 232 508           |
| [230] Tarokan            | 16 439            | 16 438            | 235 975  | 236 423           |
| <b>Kabupaten Kediri</b>  | <b>18 572 196</b> | <b>19 350 000</b> | <b>18 972 470</b>  | <b>20 506 615</b> |

Catatan/Note: \* Unit Pembenuhan Rakyat/ People Hatchery Unit

Sumber/Source: Dinas Ketahanan Pangan Dan Peternakan Kabupaten Kediri/Food and Livestock Resilience Office of Kediri Regency

**Tabel**  
**Table** 5.5.5**Nilai Produksi Ikan di Kabupaten Kediri menurut Kecamatan dan Jenis Budidaya (juta rupiah), 2018-2019**  
**Value of Fish Production in Kediri Regency by Subdistrict and Type of Cultivation (million rupiah), 2018-2019**

| Kecamatan<br>Subdistrict | Perairan Umum<br>Public Waters |                 | Budidaya Kolam<br>Aquaculture |                   |
|--------------------------|--------------------------------|-----------------|-------------------------------|-------------------|
|                          | 2018                           | 2019            | 2018                          | 2019              |
| (1)                      | (2)                            | (3)             | (4)                           | (5)               |
| [010] Mojo               | 72,66                          | 84,34           | 7 172,07                      | 7 820,20          |
| [020] Semen              | 42,09                          | 48,86           | 1 773,62                      | 3 500,20          |
| [030] Ngadiluwih         | 274,30                         | 318,38          | 14 797,35                     | 14 797,45         |
| [040] Kras               | 127,15                         | 147,59          | 28 525,03                     | 28 725,05         |
| [050] Ringinrejo         | 90,83                          | 105,42          | 22 192,25                     | 22 102,80         |
| [060] Kandat             | 118,07                         | 137,05          | 13 454,49                     | 13 454,40         |
| [070] Wates              | 136,23                         | 158,13          | 6 993,19                      | 7 041,18          |
| [080] Ngancar            | 25,59                          | 29,70           | 4 358,08                      | 4 350,20          |
| [090] Plosoklaten        | 246,87                         | 286,54          | 10 516,99                     | 11 500,20         |
| [100] Gurah              | 48,74                          | 56,57           | 8 611,37                      | 9 811,30          |
| [110] Puncu              | 23,10                          | 26,81           | 3 648,55                      | 3 840,84          |
| [120] Kepung             | 137,15                         | 159,19          | 7 905,32                      | 8 030,20          |
| [130] Kandangan          | 72,66                          | 84,34           | 22 314,96                     | 22 314,00         |
| [140] Pare               | 109,01                         | 126,53          | 34 029,65                     | 38 200,60         |
| [141] Badas              | 154,41                         | 179,23          | 39 252,01                     | 45 250,00         |
| [150] Kunjang            | 18,16                          | 21,08           | 1 418,93                      | 1 910,90          |
| [160] Plemahan           | 21,48                          | 24,93           | 3 946,73                      | 4 015,60          |
| [170] Purwoasri          | 163,49                         | 189,77          | 1 773,62                      | 2 150,60          |
| [180] Papar              | 181,65                         | 210,85          | 2 128,32                      | 3 258,30          |
| [190] Pagu               | 31,39                          | 36,43           | 2 681,78                      | 3 180,75          |
| [191] Kayenkidul         | 81,75                          | 94,88           | 2 383,95                      | 2 950,80          |
| [200] Gampengrejo        | 295,42                         | 342,90          | 5 168,91                      | 5 906,80          |
| [201] Ngasem             | 23,93                          | 27,78           | 7 953,74                      | 8 120,53          |
| [210] Banyakan           | 28,90                          | 33,55           | 2 889,76                      | 3 010,80          |
| [220] Grogol             | 54,50                          | 63,26           | 3 192,55                      | 4 150,20          |
| [230] Tarokan            | 163,49                         | 189,77          | 3 143,42                      | 3 545,40          |
| <b>Kabupaten Kediri</b>  | <b>2 743,00</b>                | <b>3 183,86</b> | <b>262 226,60</b>             | <b>282 939,30</b> |

Lanjutan Tabel/Continued Table 5.5.5

| Kecamatan<br>Subdistrict | UPR*                    |                         |
|--------------------------|-------------------------|-------------------------|
|                          | 2018                    | 2019                    |
| (1)                      | (2)                     | (3)                     |
| [010] Mojo               | 2 672 823,61            | 2 672 823,00            |
| [020] Semen              | 889 904,44              | 889 904,44              |
| [030] Ngadiluwih         | 24 753 419,32           | 24 753 419,30           |
| [040] Kras               | 20 314 023,64           | 20 314 023,60           |
| [050] Ringinrejo         | 9 934 770,79            | 9 934 770,70            |
| [060] Kandat             | 41 309 634,66           | 41 309 634,60           |
| [070] Wates              | 114 115 796,14          | 117 110 700,36          |
| [080] Ngancar            | 9 612 747,33            | 9 612 747,00            |
| [090] Plosoklaten        | 42 259 285,59           | 42 259 285,50           |
| [100] Gurah              | 148 520 949,91          | 131 520 949,00          |
| [110] Puncu              | 10 653 392,31           | 10 653 392,30           |
| [120] Kepung             | 11 644 345,00           | 11 644 344,90           |
| [130] Kandangan          | 37 130 128,98           | 37 130 128,80           |
| [140] Pare               | 324 345 105,50          | 353 667 000,00          |
| [141] Badas              | 463 163 399,01          | 483 065 000,00          |
| [150] Kunjang            | 1 399 847,24            | 1 399 847,00            |
| [160] Plemahan           | 59 313 147,24           | 62 310 300,00           |
| [170] Purwoasri          | 1 745 017,04            | 1 745 017,00            |
| [180] Papar              | 1 978 505,74            | 1 978 505,00            |
| [190] Pagu               | 2 136 696,51            | 2 136 616,00            |
| [191] Kayenkidul         | 2 831 810,03            | 2 831 710,00            |
| [200] Gampengrejo        | 4 588 978,90            | 4 588 978,00            |
| [201] Ngasem             | 6 188 318,66            | 6 188 318,00            |
| [210] Banyakan           | 1 834 636,79            | 1 834 630,00            |
| [220] Grogol             | 1 954 636,08            | 1 954 636,00            |
| [230] Tarokan            | 1 191 819,51            | 1 191 819,50            |
| <b>Kabupaten Kediri</b>  | <b>1 346 483 140,00</b> | <b>1 384 698 500,00</b> |

Catatan/Note: \* Unit Pembenuhan Rakyat/ People Hatchery Unit

Sumber/Source: Dinas Ketahanan Pangan Dan Peternakan Kabupaten Kediri/Food and Livestock Resilience Office of Kediri Regency

**Tabel**  
**Table** 5.5.6**Jumlah Ikan Basah dan Ikan Olahan yang masuk di  
Kabupaten Kediri (Kg), 2010-2019**  
*Number of Wet Fish and Processed Fish that enter to Kediri  
Regency (Kg), 2010-2019*

| <b>Tahun</b><br><i>Years</i> | <b>Ikan Basah</b><br><i>Wet Fish</i> | <b>Ikan Olahan</b><br><i>Processed Fish</i> | <b>Jumlah</b><br><i>Total</i> |
|------------------------------|--------------------------------------|---|-------------------------------|
| (1)                          | (2)                                  | (3)   | (4)                           |
| 2010                         | 9 616 412                            | 5 093 351                                   | 14 709 763                    |
| 2011                         | 10 079 416                           | 5 093 351                                   | 15 172 767                    |
| 2012                         | 7 997 944                            | 3 959 712                                   | 11 957 656                    |
| 2013                         | 8 766 491                            | 4 754 864                                   | 13 521 355                    |
| 2014                         | 10 150 289                           | 4 754 864                                   | 14 905 153                    |
| 2015                         | 12 932 677                           | 4 754 864                                   | 17 687 541                    |
| 2016                         | 13 832 677                           | 4 754 864                                   | 18 587 541                    |
| 2017                         | 8 858 852                            | 3 566 148                                   | 12 425 000                    |
| 2018                         | 6 613 852                            | 3 566 148                                   | 10 180 000                    |
| 2019                         | 7 333 750                            | 3 581 250                                   | 10 915 000                    |

Catatan/Note: ...

Sumber/Source: Dinas Ketahanan Pangan Dan Peternakan Kabupaten Kediri/*Food and Livestock Resilience Office of Kediri Regency*

**5.6 TANAMAN PANGAN  
FOOD CROPS**

**Tabel 5.6.1 Luas Panen, Rata-rata Produksi per Ha dan Produksi Padi di Kabupaten Kediri, 2018-2019**  
*Table 5.6.1 Harvested Area, Average Production per Ha and Rice Production in Kediri Regency, 2018-2019*

| Kecamatan<br>Subdistrict | Luas Panen (Ha)/<br>Harvest Area |               | Produksi/ Production<br>(Kw) |                  | Rata-rata/ Average<br>(Kw/Ha) |              |
|--------------------------|----------------------------------|---------------|------------------------------|------------------|-------------------------------|--------------|
|                          | 2018                             | 2019          | 2018                         | 2019             | 2018                          | 2019         |
| (1)                      | (2)                              | (3)           | (4)                          | (5)              | (6)                           | (7)          |
| [010] Mojo               | 2 811                            | 2 652         | 165 451                      | 157 518          | 58,85                         | 59,41        |
| [020] Semen              | 2 489                            | 2 713         | 146 902                      | 161 154          | 59,02                         | 59,39        |
| [030] Ngadiluwih         | 393                              | 100           | 23 582                       | 6 025            | 60,00                         | 60,00        |
| [040] Kras               | 1 010                            | 838           | 61 114                       | 50 673           | 60,54                         | 60,50        |
| [050] Ringinrejo         | 656                              | 505           | 39 905                       | 30 747           | 60,83                         | 60,88        |
| [060] Kandat             | 569                              | 352           | 33 657                       | 20 913           | 59,12                         | 59,45        |
| [070] Wates              | 921                              | 754           | 54 662                       | 44 879           | 59,36                         | 59,55        |
| [080] Ngancar            | 486                              | 356           | 28 803                       | 21 089           | 59,21                         | 59,26        |
| [090] Plosoklaten        | 2 044                            | 1 930         | 125 067                      | 118 138          | 61,18                         | 61,22        |
| [100] Gurah              | 1 135                            | 963           | 70 386                       | 59 525           | 62,03                         | 61,83        |
| [110] Puncu              | 104                              | 143           | 6 193                        | 8 567            | 59,52                         | 59,93        |
| [120] Kepung             | 2 546                            | 2 380         | 156 085                      | 145 895          | 61,31                         | 61,30        |
| [130] Kandangan          | 3 845                            | 3 901         | 236 400                      | 241 230          | 61,49                         | 61,84        |
| [140] Pare               | 1 203                            | 1 382         | 73 866                       | 85 028           | 61,39                         | 61,52        |
| [141] Badas              | 3 046                            | 3 160         | 186 860                      | 193 953          | 61,35                         | 61,37        |
| [150] Kunjang            | 3 058                            | 3 125         | 189 176                      | 193 423          | 61,87                         | 61,89        |
| [160] Plemahan           | 3 655                            | 4 101         | 227 442                      | 256 977          | 62,23                         | 62,67        |
| [170] Purwoasri          | 4 699                            | 5 170         | 291 373                      | 322 960          | 62,01                         | 62,46        |
| [180] Papar              | 2 194                            | 2 345         | 136 745                      | 146 131          | 62,32                         | 62,31        |
| [190] Pagu               | 547                              | 207           | 33 568                       | 12 749           | 61,35                         | 61,60        |
| [191] Kayenkidul         | 1 339                            | 1 146         | 81 947                       | 70 447           | 61,20                         | 61,48        |
| [200] Gampengrejo        | 1 282                            | 1 365         | 77 111                       | 82 978           | 60,14                         | 60,79        |
| [201] Ngasem             | 1 015                            | 911           | 61 460                       | 55 311           | 60,53                         | 60,73        |
| [210] Banyakan           | 1 950                            | 2 228         | 114 368                      | 132 461          | 58,66                         | 59,46        |
| [220] Grogol             | 2 458                            | 2 384         | 143 956                      | 141 700          | 58,57                         | 59,44        |
| [230] Tarokan            | 2 860                            | 2 942         | 167 396                      | 174 910          | 58,53                         | 59,46        |
| <b>Kabupaten Kediri</b>  | <b>48 315</b>                    | <b>48 051</b> | <b>2 933 474</b>             | <b>2 935 381</b> | <b>60,72</b>                  | <b>61,09</b> |

Catatan/Note: ...

Sumber/Source: Dinas Pertanian Dan Perkebunan Kabupaten Kediri/ Department Agriculture and Plantation of Kediri Regency

**Tabel**  
**Table** 5.6.2**Luas Panen, Rata-rata Produksi per Ha dan Produksi Jagung di Kabupaten Kediri, 2018-2019**  
**Harvested Area, Average Production per Ha and Maize Production in Kediri Regency, 2018-2019**

| Kecamatan<br>Subdistrict | Luas Panen (Ha)/<br>Harvest Area |               | Produksi/ Production<br>(Kw) |                  | Rata-rata/ Average<br>(Kw/Ha) |              |
|--------------------------|----------------------------------|---------------|------------------------------|------------------|-------------------------------|--------------|
|                          | 2018                             | 2019          | 2018                         | 2019             | 2018                          | 2019         |
| (1)                      | (2)                              | (3)           | (4)                          | (5)              | (6)                           | (7)          |
| [010] Mojo               | 2 950                            | 2 666         | 182 812                      | 169 957          | 61,97                         | 63,76        |
| [020] Semen              | 1 887                            | 1 673         | 119 395                      | 107 437          | 63,28                         | 64,22        |
| [030] Ngadiluwih         | 196                              | 25            | 11 986                       | 1 643            | 61,30                         | 64,48        |
| [040] Kras               | 1 226                            | 796           | 77 084                       | 51 143           | 62,88                         | 64,22        |
| [050] Ringinrejo         | 1 040                            | 923           | 65 894                       | 59 004           | 63,34                         | 63,95        |
| [060] Kandat             | 731                              | 675           | 46 097                       | 43 038           | 63,05                         | 63,74        |
| [070] Wates              | 909                              | 964           | 56 534                       | 62 298           | 62,17                         | 64,60        |
| [080] Ngancar            | 788                              | 649           | 48 699                       | 41 835           | 61,81                         | 64,45        |
| [090] Plosoklaten        | 3 262                            | 2 851         | 214 717                      | 190 045          | 65,83                         | 66,67        |
| [100] Gurah              | 2 617                            | 2 202         | 167 242                      | 146 922          | 63,90                         | 66,73        |
| [110] Puncu              | 802                              | 768           | 50 138                       | 49 420           | 62,49                         | 64,35        |
| [120] Kepung             | 2 164                            | 2 237         | 139 233                      | 147 786          | 64,35                         | 66,07        |
| [130] Kandangan          | 1 936                            | 1 389         | 126 010                      | 91 770           | 65,09                         | 66,06        |
| [140] Pare               | 3 003                            | 2 651         | 197 742                      | 178 524          | 65,86                         | 67,35        |
| [141] Badas              | 2 002                            | 1 859         | 134 407                      | 126 951          | 67,15                         | 68,31        |
| [150] Kunjang            | 2 717                            | 2 910         | 180 933                      | 194 015          | 66,60                         | 66,67        |
| [160] Plemahan           | 4 907                            | 4 721         | 330 943                      | 327 376          | 67,44                         | 69,34        |
| [170] Purwoasri          | 2 883                            | 2 971         | 194 270                      | 207 885          | 67,38                         | 69,97        |
| [180] Papar              | 4 590                            | 4 824         | 313 287                      | 337 005          | 68,26                         | 69,86        |
| [190] Pagu               | 1 168                            | 726           | 78 897                       | 49 640           | 67,58                         | 68,35        |
| [191] Kayenkidul         | 3 028                            | 2 988         | 199 848                      | 202 339          | 66,01                         | 67,72        |
| [200] Gampengrejo        | 606                              | 1 232         | 40 201                       | 82 686           | 66,35                         | 67,12        |
| [201] Ngasem             | 1 278                            | 1 211         | 83 684                       | 81 009           | 65,47                         | 66,91        |
| [210] Banyakan           | 2 314                            | 2 754         | 145 927                      | 177 503          | 63,06                         | 64,45        |
| [220] Grogol             | 1 637                            | 1 640         | 102 165                      | 106 319          | 62,43                         | 64,84        |
| [230] Tarokan            | 2 062                            | 1 637         | 127 353                      | 105 367          | 61,76                         | 64,38        |
| <b>Kabupaten Kediri</b>  | <b>52 701</b>                    | <b>49 941</b> | <b>3 435 500</b>             | <b>3 338 917</b> | <b>65,19</b>                  | <b>66,86</b> |

Catatan/Note: ...

Sumber/Source: Dinas Pertanian Dan Perkebunan Kabupaten Kediri/ Department Agriculture and Plantation of Kediri Regency

**Tabel 5.6.3 Luas Panen, Rata-rata Produksi per Ha dan Produksi Ubi Kayu di Kabupaten Kediri, 2018-2019**  
**Harvest Area, Average Production per Ha and Cassava Production in Kediri Regency, 2018-2019**

| Kecamatan<br>Subdistrict<br><br>(1) | Luas Panen (Ha)/<br>Harvest Area |              | Produksi/ Production<br>(Kw) |                  | Rata-rata/ Average<br>(Kw/Ha) |               |
|-------------------------------------|----------------------------------|--------------|------------------------------|------------------|-------------------------------|---------------|
|                                     | 2018<br>(2)                      | 2019<br>(3)  | 2018<br>(4)                  | 2019<br>(5)      | 2018<br>(6)                   | 2019<br>(7)   |
| [010] Mojo                          | 1 843                            | 1 841        | 635 835                      | 644 368          | 345,00                        | 350,00        |
| [020] Semen                         | 566                              | 569          | 195 270                      | 199 113          | 345,00                        | 350,00        |
| [030] Ngadiluwih                    | 151                              | 151          | 52 095                       | 52 868           | 345,00                        | 350,00        |
| [040] Kras                          | 62                               | 65           | 21 390                       | 22 584           | 345,00                        | 350,00        |
| [050] Ringinrejo                    | 48                               | 101          | 16 320                       | 35 184           | 340,00                        | 350,00        |
| [060] Kandat                        | 130                              | 135          | 44 850                       | 46 484           | 345,00                        | 345,00        |
| [070] Wates                         | 222                              | 226          | 76 590                       | 79 026           | 345,00                        | 350,00        |
| [080] Ngancar                       | 252                              | 259          | 86 940                       | 90 816           | 345,00                        | 350,00        |
| [090] Plosoklaten                   | 25                               | 12           | 8 500                        | 4 223            | 340,00                        | 340,00        |
| [100] Gurah                         | 5                                | -            | 1 700                        | -                | 340,00                        | -             |
| [110] Puncu                         | -                                | -            | -                            | -                | -                             | -             |
| [120] Kepung                        | -                                | -            | -                            | -                | -                             | -             |
| [130] Kandangan                     | 31                               | 33           | 10 850                       | 11 421           | 350,00                        | 350,00        |
| [140] Pare                          | 37                               | 33           | 12 950                       | 11 421           | 350,00                        | 350,00        |
| [141] Badas                         | 5                                | 6            | 1 750                        | 2 211            | 350,00                        | 350,00        |
| [150] Kunjang                       | -                                | -            | -                            | -                | -                             | -             |
| [160] Plemahan                      | -                                | -            | -                            | -                | -                             | -             |
| [170] Purwoasri                     | -                                | -            | -                            | -                | -                             | -             |
| [180] Papar                         | -                                | -            | -                            | -                | -                             | -             |
| [190] Pagu                          | -                                | -            | -                            | -                | -                             | -             |
| [191] Kayenkidul                    | -                                | -            | -                            | -                | -                             | -             |
| [200] Gampengrejo                   | -                                | -            | -                            | -                | -                             | -             |
| [201] Ngasem                        | 1                                | 2            | 350                          | 700              | 350,00                        | 350,00        |
| [210] Banyakan                      | 753                              | 746          | 259 785                      | 261 026          | 345,00                        | 350,00        |
| [220] Grogol                        | 179                              | 173          | 61 755                       | 60 421           | 345,00                        | 350,00        |
| [230] Tarokan                       | 225                              | 219          | 77 625                       | 76 632           | 345,00                        | 350,00        |
| <b>Kabupaten Kediri</b>             | <b>4 535</b>                     | <b>4 569</b> | <b>1 564 555</b>             | <b>1 598 499</b> | <b>345,00</b>                 | <b>349,83</b> |

Catatan/Note: ...

Sumber/Source: Dinas Pertanian Dan Perkebunan Kabupaten Kediri/ Department Agriculture and Plantation of Kediri Regency



**Tabel**  
**Table** 5.6.4**Luas Panen, Rata-rata Produksi per Ha dan Produksi Ubi  
Jalar di Kabupaten Kediri, 2018-2019**  
**Harvest Area, Average Production per Ha and Sweet Potato  
Production in Kediri Regency, 2018-2019**

| Kecamatan<br>Subdistrict | Luas Panen (Ha)/<br>Harvest Area |            | Produksi/ Production<br>(Kw) |                | Rata-rata/ Average<br>(Kw/Ha) |               |
|--------------------------|----------------------------------|------------|------------------------------|----------------|-------------------------------|---------------|
|                          | 2018                             | 2019       | 2018                         | 2019           | 2018                          | 2019          |
| (1)                      | (2)                              | (3)        | (4)                          | (5)            | (6)                           | (7)           |
| [010] Mojo               | -                                | 2          | -                            | 480            | -                             | 228,00        |
| [020] Semen              | -                                | -          | -                            | -              | -                             | -             |
| [030] Ngadiluwih         | -                                | -          | -                            | -              | -                             | -             |
| [040] Kras               | -                                | -          | -                            | -              | -                             | -             |
| [050] Ringinrejo         | -                                | -          | -                            | -              | -                             | -             |
| [060] Kandat             | 2                                | -          | 440                          | -              | 220,00                        | -             |
| [070] Wates              | 72                               | 143        | 24 030                       | 57 265         | 333,75                        | 400,31        |
| [080] Ngancar            | 39                               | 32         | 11 123                       | 10 496         | 285,21                        | 332,36        |
| [090] Plosoklaten        | 54                               | 40         | 19 095                       | 14 673         | 353,61                        | 369,73        |
| [100] Gurah              | -                                | 33         | -                            | 10 114         | -                             | 302,14        |
| [110] Puncu              | -                                | -          | -                            | -              | -                             | -             |
| [120] Kepung             | 83                               | 125        | 31 459                       | 47 019         | 379,02                        | 376,63        |
| [130] Kandangan          | 36                               | 36         | 12 106                       | 12 057         | 336,28                        | 336,88        |
| [140] Pare               | 10                               | 46         | 3 572                        | 16 003         | 357,20                        | 347,89        |
| [141] Badas              | 8                                | 9          | 2 958                        | 3 356          | 369,75                        | 358,20        |
| [150] Kunjang            | -                                | -          | -                            | -              | -                             | -             |
| [160] Plemahan           | -                                | -          | -                            | -              | -                             | -             |
| [170] Purwoasri          | -                                | -          | -                            | -              | -                             | -             |
| [180] Papar              | -                                | -          | -                            | -              | -                             | -             |
| [190] Pagu               | -                                | -          | -                            | -              | -                             | -             |
| [191] Kayenkidul         | -                                | -          | -                            | -              | -                             | -             |
| [200] Gampengrejo        | -                                | -          | -                            | -              | -                             | -             |
| [201] Ngasem             | -                                | -          | -                            | -              | -                             | -             |
| [210] Banyakan           | -                                | -          | -                            | -              | -                             | -             |
| [220] Grogol             | -                                | -          | -                            | -              | -                             | -             |
| [230] Tarokan            | -                                | -          | -                            | -              | -                             | -             |
| <b>Kabupaten Kediri</b>  | <b>304</b>                       | <b>466</b> | <b>104 783</b>               | <b>171 462</b> | <b>344,68</b>                 | <b>368,03</b> |

Catatan/Note: ...

Sumber/Source: Dinas Pertanian Dan Perkebunan Kabupaten Kediri/ Department Agriculture and Plantation of Kediri Regency

**Tabel** 5.6.5 **Luas Panen, Rata-rata Produksi per Ha dan Produksi Kacang Tanah di Kabupaten Kediri, 2018-2019**  
**Table** 5.6.5 **Harvest Area, Average Production per Ha and Peanut Production in Kediri Regency, 2018-2019**

| Kecamatan<br>Subdistrict | Luas Panen (Ha)/<br>Harvest Area |              | Produksi/ Production<br>(Kw) |               | Rata-rata/ Average<br>(Kw/Ha) |              |
|--------------------------|----------------------------------|--------------|------------------------------|---------------|-------------------------------|--------------|
|                          | 2018                             | 2019         | 2018                         | 2019          | 2018                          | 2019         |
| (1)                      | (2)                              | (3)          | (4)                          | (5)           | (6)                           | (7)          |
| [010] Mojo               | 56                               | 4            | 780                          | 54            | 13,93                         | 13,93        |
| [020] Semen              | 1 044                            | 330          | 14 543                       | 4 623         | 13,93                         | 14,00        |
| [030] Ngadiluwih         | -                                | 3            | -                            | 42            | -                             | 13,93        |
| [040] Kras               | 42                               | 8            | 585                          | 109           | 13,93                         | 13,93        |
| [050] Ringinrejo         | -                                | 4            | -                            | 53            | -                             | 13,93        |
| [060] Kandat             | -                                | -            | -                            | -             | -                             | -            |
| [070] Wates              | 6                                | -            | 84                           | -             | 13,93                         | -            |
| [080] Ngancar            | 8                                | 16           | 111                          | 223           | 13,93                         | 13,93        |
| [090] Plosoklaten        | 43                               | 48           | 599                          | 675           | 13,93                         | 14,00        |
| [100] Gurah              | 42                               | -            | 585                          | -             | 13,93                         | -            |
| [110] Puncu              | -                                | -            | -                            | -             | -                             | -            |
| [120] Kepung             | 40                               | 120          | 557                          | 1 686         | 13,93                         | 14,00        |
| [130] Kandangan          | 37                               | 42           | 515                          | 587           | 13,93                         | 14,00        |
| [140] Pare               | 9                                | 52           | 125                          | 729           | 13,93                         | 14,00        |
| [141] Badas              | 10                               | 16           | 139                          | 216           | 13,93                         | 13,93        |
| [150] Kunjang            | 14                               | 5            | 195                          | 67            | 13,93                         | 13,93        |
| [160] Plemahan           | 28                               | 7            | 390                          | 95            | 13,93                         | 13,93        |
| [170] Purwoasri          | 25                               | 20           | 348                          | 281           | 13,93                         | 13,93        |
| [180] Papar              | 19                               | 9            | 265                          | 121           | 13,93                         | 13,93        |
| [190] Pagu               | -                                | -            | -                            | -             | -                             | -            |
| [191] Kayenkidul         | 46                               | 43           | 641                          | 592           | 13,93                         | 13,93        |
| [200] Gampengrejo        | -                                | -            | -                            | -             | -                             | -            |
| [201] Ngasem             | 12                               | 8            | 167                          | 107           | 13,93                         | 13,93        |
| [210] Banyakan           | 163                              | 124          | 2 271                        | 1 737         | 13,93                         | 14,00        |
| [220] Grogol             | 155                              | 62           | 2 159                        | 857           | 13,93                         | 13,93        |
| [230] Tarokan            | 216                              | 184          | 3 009                        | 2 569         | 13,93                         | 13,93        |
| <b>Kabupaten Kediri</b>  | <b>2 015</b>                     | <b>1 104</b> | <b>28 069</b>                | <b>15 422</b> | <b>13,93</b>                  | <b>13,98</b> |

Catatan/Note: ...

Sumber/Source: Dinas Pertanian Dan Perkebunan Kabupaten Kediri/ Department Agriculture and Plantation of Kediri Regency

**Tabel**  
**Table** 5.6.6**Luas Panen, Rata-rata Produksi per Ha dan Produksi  
Kedelai di Kabupaten Kediri, 2018-2019**  
*Harvest Area, Average Production per Ha and Soybean  
Production in Kediri Regency, 2018-2019*

| Kecamatan<br>Subdistrict | Luas Panen (Ha)/<br>Harvest Area |          | Produksi/ Production<br>(Kw) |          | Rata-rata/ Average<br>(Kw/Ha) |          |
|--------------------------|----------------------------------|----------|------------------------------|----------|-------------------------------|----------|
|                          | 2018                             | 2019     | 2018                         | 2019     | 2018                          | 2019     |
| (1)                      | (2)                              | (3)      | (4)                          | (5)      | (6)                           | (7)      |
| [010] Mojo               | -                                | -        | -                            | -        | -                             | -        |
| [020] Semen              | -                                | -        | -                            | -        | -                             | -        |
| [030] Ngadiluwih         | -                                | -        | -                            | -        | -                             | -        |
| [040] Kras               | -                                | -        | -                            | -        | -                             | -        |
| [050] Ringinrejo         | -                                | -        | -                            | -        | -                             | -        |
| [060] Kandat             | -                                | -        | -                            | -        | -                             | -        |
| [070] Wates              | -                                | -        | -                            | -        | -                             | -        |
| [080] Ngancar            | -                                | -        | -                            | -        | -                             | -        |
| [090] Plosoklaten        | -                                | -        | -                            | -        | -                             | -        |
| [100] Gurah              | -                                | -        | -                            | -        | -                             | -        |
| [110] Puncu              | -                                | -        | -                            | -        | -                             | -        |
| [120] Kepung             | -                                | -        | -                            | -        | -                             | -        |
| [130] Kandangan          | -                                | -        | -                            | -        | -                             | -        |
| [140] Pare               | -                                | -        | -                            | -        | -                             | -        |
| [141] Badas              | -                                | -        | -                            | -        | -                             | -        |
| [150] Kunjang            | -                                | -        | -                            | -        | -                             | -        |
| [160] Plemahan           | 1                                | -        | 13                           | -        | 12,75                         | -        |
| [170] Purwoasri          | -                                | -        | -                            | -        | -                             | -        |
| [180] Papar              | -                                | -        | -                            | -        | -                             | -        |
| [190] Pagu               | -                                | -        | -                            | -        | -                             | -        |
| [191] Kayenkidul         | -                                | -        | -                            | -        | -                             | -        |
| [200] Gampengrejo        | -                                | -        | -                            | -        | -                             | -        |
| [201] Ngasem             | 1                                | -        | 13                           | -        | 13,00                         | -        |
| [210] Banyakan           | -                                | -        | -                            | -        | -                             | -        |
| [220] Grogol             | -                                | -        | -                            | -        | -                             | -        |
| [230] Tarokan            | 20                               | -        | 278                          | -        | 13,88                         | -        |
| <b>Kabupaten Kediri</b>  | <b>22</b>                        | <b>-</b> | <b>303</b>                   | <b>-</b> | <b>13,79</b>                  | <b>-</b> |

Catatan/Note: ...

Sumber/Source: Dinas Pertanian Dan Perkebunan Kabupaten Kediri/ Department Agriculture and Plantation of Kediri Regency



# INDUSTRI, PERTAMBANGAN DAN ENERGI

*Industry, Mining and Energy*

**BAB**  
CHAPTER

**6**

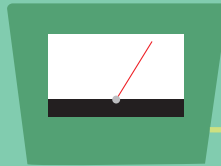
## Jumlah air bersih yang tersalurkan, 2019

*Number of Distributed Clean Water  
in Kediri Regency, 2019*



**2.643** ribu m<sup>3</sup>

## Jumlah listrik yang diproduksi *Electricity Production* 2019



**838.179** ribu kWh

## Jumlah listrik yang terjual *Electricity Sold* 2019

**772.382** ribu kWh





**PENJELASAN TEKNIS**

1. Pengumpulan data industri besar dan sedang dilakukan melalui Survei Industri Besar dan Sedang yang dilaksanakan setiap tahun secara lengkap (sensus) sejak tahun 1975. Survei Industri Besar dan Sedang mencakup semua perusahaan industri yang mempunyai tenaga kerja 20 orang atau lebih dengan menggunakan kuesioner II A.
2. Klasifikasi industri yang digunakan dalam survei ini berdasar kepada Klasifikasi Baku Lapangan Usaha Indonesia (KBLI). KBLI adalah klasifikasi lapangan usaha yang berdasar kepada International Standard Industrial Classification of All Economic Activities (ISIC) revisi 4 yang telah disesuaikan dengan kondisi Indonesia.
3. Klasifikasi Industri Besar dan Sedang:
  - Makanan
  - Minuman
  - Pengolahan Tembakau
  - Tekstil
  - Pakaian jadi
  - Kulit, barang dari kulit dan alas kaki
  - Kayu, barang dari kayu dan gabus (tidak termasuk furnitur), dan barang anyaman dari bambu, rotan dan sejenisnya

**TECHNICAL NOTES**

1. *Data collection of large and medium scale manufacturing is conducted through The Large and Medium Manufacturing Establishment Survey that has been done annually for all industries (census) since 1975. Large and Medium Manufacturing Establishment Survey covers all manufactures/industries with 20 workers or more by questionnaire II A.*
2. *The industrial classification adopted in this survey refers to the Klasifikasi Baku Lapangan Usaha Indonesia (KBLI). KBLI is classification of economic activities based on the International Standard Industrial Classification of All Economic Activities (ISIC rev 4) that has been modified according to the local condition in Indonesia.*
3. *Classification of Large and Medium Manufacturing Establishment:*
  - *Food*
  - *Beverages*
  - *Tobacco Processing*
  - *Textiles*
  - *Wearing apparel*
  - *Tanning, dressing of leather and footwear*
  - *Wood, products of wood and cork except furniture and wickerwork from bamboo, rattan etc.*
  - *Paper and paper products*

- Kertas dan barang dari kertas
  - Pencetakan dan reproduksi media rekaman
  - Produk dari Batu bara dan pengilangan minyak bumi
  - Bahan Kimia dan barang-barang dari bahan kimia
  - Farmasi, produk obat kimia dan obat tradisional
  - Karet, barang dari karet dan plastik
  - Barang galian bukan logam
  - Logam dasar
  - Barang logam, bukan mesin dan peralatannya.
  - Komputer, barang elektronik dan optik
  - Peralatan Listrik
  - Mesin dan Perlengkapannya
  - Kendaraan Bermotor, trailer dan Semi Trailer
  - Alat Angkutan Lainnya
  - Furnitur
  - Pengolahan Lainnya
  - Jasa Reparasi dan Pemasangan Mesin dan Peralatan
- *Printing and reproduction of recorded media*
  - *Products from Coal and petroleum refining*
  - *Chemical materials and chemical products*
  - *Pharmaceutical, chemical medicinal products and traditional medicine*
  - *Rubber, rubber products and plastics*
  - *Other non-metallic mineral products*
  - *Basic metals*
  - *Metal goods, except machinery and equipment*
  - *Computers, electronics and optics*
  - *Electrical equipment*
  - *Machinery and equipment*
  - *Motor vehicles, trailers and semi-trailers*
  - *Other transport equipment*
  - *Furniture*
  - *Manufacturing nec*
  - *Service repair and installation of machinery and equipment*
4. Industri manufaktur adalah suatu kegiatan ekonomi yang melakukan kegiatan mengubah suatu barang dasar secara mekanis, kimia, atau dengan tangan sehingga menjadi barang jadi/setengah jadi, dan atau barang yang kurang nilainya menjadi barang yang lebih tinggi nilainya, dan sifatnya lebih dekat kepada pemakai akhir. Termasuk
4. *Manufacturing industry is defined as an economic activity processing basic goods mechanically, chemicals or manually into final or intermediate goods. It is also defined as processing of lower value goods into higher value goods as final or intermediate products. The activities also include services for manufacturing and assembling.*



dalam kegiatan ini adalah jasa industri dan pekerjaan perakitan.

- |  |   |
|--|---|
| <p>5. Perusahaan atau usaha industri adalah suatu unit (kesatuan) usaha yang melakukan kegiatan ekonomi, bertujuan menghasilkan barang atau jasa, terletak pada suatu bangunan atau lokasi tertentu, dan mempunyai catatan administrasi tersendiri mengenai produksi dan struktur biaya serta ada seorang atau lebih yang bertanggung jawab atas usaha tersebut.</p> | <p>5. <i>A manufacturing establishment is defined as a production unit engaged in economic activity, producing goods or services, located in a building or in a certain location, keeping a business record concerning the production and cost structure, and having a person or more that are responsible to those activities.</i></p> |
| <p>6. Industri manufaktur dikelompokkan ke dalam 4 golongan berdasarkan banyaknya pekerja, yaitu: industri besar (100 orang pekerja atau lebih), industri sedang/menengah (20–99 orang pekerja), industri kecil (5–19 orang pekerja), dan industri mikro (1–4 orang pekerja).</p>  | <p>6. <i>Manufacturing industries are categorized into four groups, based on the number of employees: large scale manufacturing (100 employees or more), medium scale manufacturing (20–99 employees), small scale manufacturing (5–19 employees), and micro industry (1–4 employees).</i></p>  |
| <p>7. Pelanggan adalah individu atau kelompok, baik rumah tangga, perusahaan atau institusi non profit yang membeli air bersih dari perusahaan air bersih.</p>   | <p>7. <i>Customers are individuals or groups, whether household, company or non-profit institutions that buy water supply from water supply establishment.</i></p>  |
| <p>8. Air disalurkan adalah volume air bersih dari perusahaan air bersih</p>   | <p>8. <i>Distributed water is the volume of water supply from water supply establishment.</i></p>   |

**ULASAN****DESCRIPTION****Industri**

1. Menurut data dari Dinas Perdagangan Kabupaten Kediri jumlah perusahaan industri pengolahan di Kabupaten Kediri tahun 2018 sebanyak 639 perusahaan. Klasifikasi industri pengolahan di Kabupaten Kediri didominasi oleh makanan yaitu sebanyak 509 unit. Industri barang dari logam, mesin dan peralatannya menduduki peringkat kedua dengan jumlah 27 unit.

**Energi**

2. Jumlah pelanggan listrik tahun 2019 di Kabupaten Kediri mencapai 386.140 pelanggan.
3. Dibanding tahun 2018 tenaga listrik yang terjual meningkat sekitar 6,11 persen dengan daya mencapai sekitar 772.382 juta Kwh. Tenaga listrik yang susut mencapai 65.797 juta Kwh, atau sekitar 7,85 persen dari total tenaga listrik yang dibangkitkan.
4. Menurut data PDAM kabupaten Kediri jumlah pelanggan air di Kabupaten Kediri Kediri tahun 2019 terdapat 15.216 pelanggan. Golongan pelanggan terbanyak adalah rumah tangga. Jumlah pelanggan rumah tangga mencapai 13.596 pelanggan.

**Industry**

1. According to data from the Department of Trade of Kediri Regency, the number of processing industry companies in Kediri Regency in 2018 is 639 companies. Classification of processing industry in Kediri Regency is dominated by food that is as much as 509 units. Industrial goods of metal, machinery and equipment are ranked second with the number of 27 units.

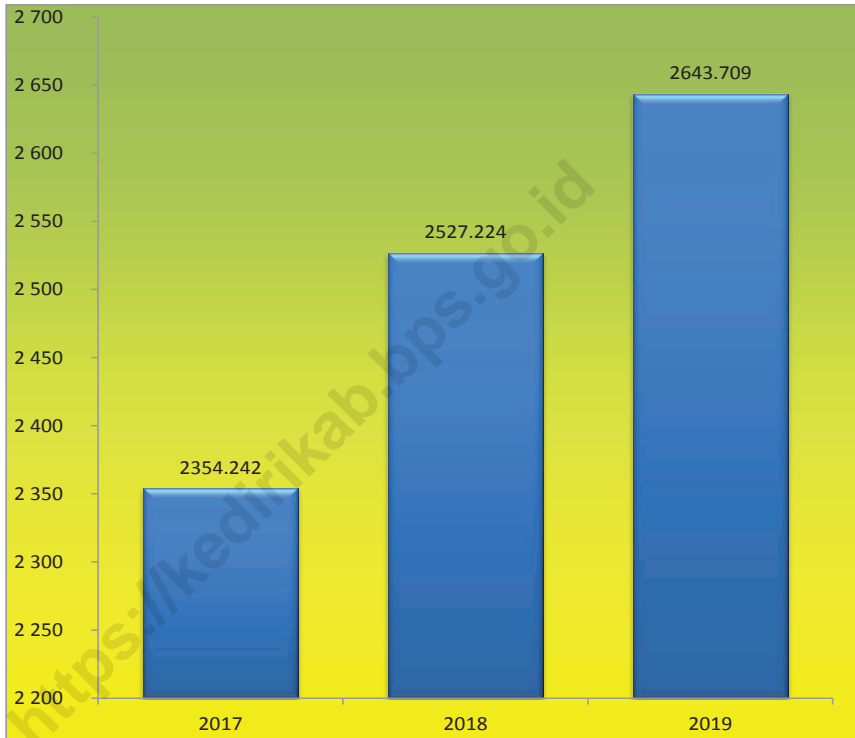
**Energy**

2. The number of electricity customers in 2019 in Kediri reached 386,140 customers.
3. Compared to the year 2018 sold electricity increased by about 6.11 percent with power reaching about 772,382 million Kwh. The shrinking power reaches 65,797 million Kwh, or about 7.85 percent of the total electricity generated.
4. According to PDAM Kediri Regency data, the number of water customers in Kediri Regency in 2019 there were 15,216 subscribers. Most classes of customers are households. The number of subscribers reached 13,596 household customers.

5. Volume air yang disalurkan ke seluruh golongan pelanggan pada tahun 2019 adalah 2,644 juta m<sup>3</sup>. Nilai dari air yang disalurkan tersebut adalah 8,9 miliar rupiah.
5. *The volume of water distributed to all classes of customers in 2019 is 2.644 million m<sup>3</sup>. The value of the water channeled is 8.9 billion rupiah.*

<https://kedirikab.bps.go.id>

**Gambar 6.1** Produksi Air Minum yang Terjual oleh PDAM Kabupaten Kediri, 2017-2019 (000 m<sup>3</sup>)  
**Figures 6.1** Drinking Water sold by PDAM Kediri Regency, 2017-2019 (000 m<sup>3</sup>)



Sumber/Source: PDAM Kabupaten Kediri/ Regional Water Company of Kediri Regency

**Gambar** 6.2  
**Figures**

**Produksi Listrik yang Terjual di Kabupaten Kediri, 2015-2019 (juta Kwh)**  
**Electricity Production Sold in Kediri Regency, 2015-2019 (million Kwh)**



Sumber/Source : PT PLN (Persero) Distribusi Jawa Timur Area Kediri/ PT PLN (Persero) Jawa Timur Distribution Area Kediri

## 6.1 INDUSTRI INDUSTRY

**Tabel** 6.1.1 **Jumlah Pengusaha industri Pengolahan di Kabupaten Kediri menurut Kelompok Tenaga Kerja dan Jenis Industri, 2018-2019**  
**Table** 6.1.1 **Number of Processing Industry Entrepreneurs in Kediri Regency by Group of Labor and Industry Type, 2018-2019**

| Jenis Industri<br>Industry Type  | Tenaga Kerja/Labor <5 |            | Tenaga Kerja/Labor 5-19 |            |
|--|-----------------------|------------|-------------------------|------------|
|  | 2018                  | 2019       | 2018                    | 2019       |
| (1)  | (2)                   | (3)        | (4)                     | (5)        |
| <b>Industri Makanan, Minuman dan Tembakau/</b><br><i>Food, Beverage and Tobacco Industry</i>   | 15                    | ...        | 94                      | ...        |
| <b>Industri Tekstil, Pakaian Jadi dan Kulit/</b><br><i>Textile, Apparel and Leather Industry</i>   | 7                     | ...        | -                       | ...        |
| <b>Industri Kayu (termasuk Perabotan Rmh</b><br><b>Tangga dari kayu)/</b> <i>Wood Industry (including</i><br><i>Wooden Household Appliances)</i>   | 4                     | ...        | 37                      | ...        |
| <b>Industri Kertas dan Barang dari Kertas/</b> <i>Paper</i><br><i>Industry</i>   | -                     | ...        | 31                      | ...        |
| <b>Industri Kimia dan barang dari bahan</b><br><b>kimia, Minyak Bumi, Batubara, Karet dan</b><br><b>Plastik/</b> <i>Manufacture of Chemicals and Chemicals,</i><br><i>Petroleum, Coal, Rubber and Plastics</i> | 2                     | ...        | -                       | ...        |
| <b>Industri Barang Mineral bukan Logam</b><br><b>(kecuali minyak dan batubara)/</b> <i>Non-Metal</i><br><i>Mineral Goods Industry (except oil and coal)</i>  | 6                     | ...        | 13                      | ...        |
| <b>Industri Logam Dasar/</b> <i>Basic Metal Industry</i>   | -                     | ...        | -                       | ...        |
| <b>Industri Barang dari Logam, Mesin dan</b><br><b>Peralatannya/</b> <i>Industrial Goods of Metal,</i><br><i>Machinery and Equipment</i>   | 3                     | ...        | 24                      | ...        |
| <b>Industri Pengolahan lainnya/</b> <i>Other Processing</i><br><i>Industries</i>   | 3                     | ...        | -                       | ...        |
| <b>Kabupaten Kediri</b>  | <b>40</b>             | <b>...</b> | <b>199</b>              | <b>...</b> |

Lanjutan Tabel/Continued Table 6.1.1

| Jenis Industri<br>Industry Type   | Tenaga Kerja/Labor 20-99 |            | Tenaga Kerja/Labor ≥ 100 |            |
|---|--------------------------|------------|--------------------------|------------|
|   | 2018                     | 2019       | 2018                     | 2019       |
| (1)   | (2)                      | (3)        | (4)                      | (5)        |
| <b>Industri Makanan, Minuman dan Tembakau/</b><br><i>Food, Beverage and Tobacco Industry</i>  | 30                       | ...        | 370                      | ...        |
| <b>Industri Tekstil, Pakaian Jadi dan Kulit/</b><br><i>Textile, Apparel and Leather Industry</i>  | -                        | ...        | -                        | ...        |
| <b>Industri Kayu (termasuk Perabotan Rmh</b><br><b>Tangga dari kayu)/ Wood Industry (including</b><br><i>Wooden Household Appliances)</i>   | -                        | ...        | -                        | ...        |
| <b>Industri Kertas dan Barang dari Kertas/ Paper</b><br><i>Industry</i>   | -                        | ...        | -                        | ...        |
| <b>Industri Kimia dan barang dari bahan</b><br><b>kimia, Minyak Bumi, Batubara, Karet dan</b><br><b>Plastik/ Manufacture of Chemicals and Chemicals,</b><br><i>Petroleum, Coal, Rubber and Plastics</i> | -                        | ...        | -                        | ...        |
| <b>Industri Barang Mineral bukan Logam</b><br><b>(kecuali minyak dan batubara)/ Non-Metal</b><br><i>Mineral Goods Industry (except oil and coal)</i>  | -                        | ...        | -                        | ...        |
| <b>Industri Logam Dasar/ Basic Metal Industry</b>   | -                        | ...        | -                        | ...        |
| <b>Industri Barang dari Logam, Mesin dan</b><br><b>Peralatannya/ Industrial Goods of Metal,</b><br><i>Machinery and Equipment</i>   | -                        | ...        | -                        | ...        |
| <b>Industri Pengolahan lainnya/ Other Processing</b><br><i>Industries</i>   | -                        | ...        | -                        | ...        |
| <b>Kabupaten Kediri</b>   | <b>30</b>                | <b>...</b> | <b>370</b>               | <b>...</b> |

Catatan/Note: ... Data tidak tersedia/ Data not available

Sumber/Source: Dinas Perdagangan Kabupaten Kediri/ Trade Office of Kediri Regency

## 6.2 ENERGI ENERGY

**Tabel** 6.2.1 **Produksi Listrik yang Dibangkitkan, Susut dan Terjual di Kabupaten Kediri, 2009-2019 (000 Kwh)**  
*Production of Electricity Generated, Decrease and Sold in Kediri Regency, 2009-2019 (000 Kwh)*

| Tahun<br>Years | Dibangkitkan<br>Generated | Susut<br>Decrease | Terjual<br>Sold |
|----------------|---------------------------|-------------------|-----------------|
| (1)            | (2)                       | (3)               | (4)             |
| 2009           | 557 178                   | 18 620            | 538 558         |
| 2010           | 521 890                   | 39 841            | 482 049         |
| 2011           | 532 751                   | 50 179            | 482 572         |
| 2012           | 658 630                   | 55 089            | 603 541         |
| 2013           | 643 368                   | 68 785            | 574 583         |
| 2014           | 683 233                   | 61 705            | 621 528         |
| 2015           | 689 429                   | 56 671            | 632 758         |
| 2016           | 744 917                   | 59 507            | 685 410         |
| 2017           | 749 457                   | 52 687            | 696 771         |
| 2018           | 791 186                   | 63 334            | 727 852         |
| 2019           | 838 179                   | 65 797            | 772 382         |

Catatan/Note: ...

Sumber/Source: PT PLN (Persero) Distribusi Jawa Timur Area Kediri/ PT PLN (Persero) Jawa Timur Distribution Area Kediri



**Tabel**  
**Table** 6.2.2

**Banyaknya Pelanggan, Daya Terpasang dan Listrik Terjual di Kabupaten Kediri Menurut Golongan Tarif, 2018-2019**

*Number of Customers, Installed Power and Electricity Sold in Kediri Regency According to Tariff Group, 2018-2019*

| Golongan Tarif<br>Tariff Group  | Kode<br>Code | Pelanggan/Customers |                | Daya Terpasang/ Power Installed<br>(KVA) |                |
|---|--------------|---------------------|----------------|--|----------------|
|   |              | 2018                | 2019           | 2018                                     | 2019           |
| (1)   | (2)          | (3)                 | (4)            | (5)                                      | (6)            |
| <b>Sosial</b><br>Social   | S1           | -                   | -              | -  | -              |
|   | S2           | 8 678               | 9 092          | 12 279                                   | 13 464         |
|   | S3           | 2                   | 2              | 2 595                                    | 2 597          |
| <b>Rumah Tangga</b><br>Household                                      | R1           | 349 180             | 359 990        | 249 236                                  | 259 702        |
|   | R2           | 1 205               | 1 425          | 4 932                                    | 5 898          |
|   | R3           | 160                 | 197            | 1 692                                    | 2 175          |
| <b>Usaha, Multiguna &amp; Hotel</b><br>Business, Multipurpose & Hotel | B1           | 11 416              | 11 190         | 15 937                                   | 16 103         |
|   | B2           | 1 590               | 1 761          | 27 718                                   | 30 122         |
|   | B3           | -                   | -              | -  | -              |
|   | M            | -                   | 38             | -  | 177            |
| <b>Industri</b><br>Industry   | I1           | 156                 | 161            | 1 458                                    | 1 475          |
|   | I2           | 237                 | 262            | 22 016                                   | 24 104         |
|   | I3           | 40                  | 43             | 43 110                                   | 44 529         |
|   | I4           | 2                   | 2              | 60 000                                   | 60 046         |
| <b>Gedung/Kantor</b><br>Office building                               | P1           | 429                 | 453            | 3 106                                    | 3 573          |
|   | P2           | 2                   | 2              | 900                                      | 901            |
| <b>Jalan</b><br>Road  | P3           | 1 486               | 1 522          | 6 617                                    | 6 682          |
| <b>Kabupaten Kediri</b>   |              | <b>374 583</b>      | <b>386 140</b> | <b>451 594</b>                           | <b>471 548</b> |

Lanjutan Tabel/Continued Table 6.2.2

| Golongan Tarif<br>Tariff Group  | Kode<br>Code | Terjual/Electricity Sold (MWH) |                |
|---|--------------|--------------------------------|----------------|
|   |              | 2018                           | 2019           |
| (1)   | (2)          | (3)                            | (4)            |
| <b>Sosial</b><br>Social   | S1           | -                              | -              |
|   | S2           | 17 377                         | 19 198         |
|   | S3           | 1 866                          | 2 840          |
| <b>Rumah Tangga</b><br>Household                                      | R1           | 372 438                        | 388 818        |
|   | R2           | 5 851                          | 7 077          |
|   | R3           | 1 603                          | 2 144          |
| <b>Usaha, Multiguna &amp; Hotel</b><br>Business, Multipurpose & Hotel | B1           | 21 139                         | 22 052         |
|   | B2           | 35 792                         | 40 816         |
|   | B3           | -                              | -              |
|   | M            | -                              | 189            |
|   | I1           | 1 598                          | 1 629          |
| <b>Industri</b><br>Industry   | I2           | 31 601                         | 34 331         |
|   | I3           | 65 558                         | 75 071         |
|   | I4           | 147 467                        | 151 666        |
| <b>Gedung/Kantor</b><br>Office building                               | P1           | 4 272                          | 4 561          |
|   | P2           | 499                            | 430            |
| <b>Jalan</b><br>Road  | P3           | 20 792                         | 21 562         |
| <b>Kabupaten Kediri</b>   |              | <b>727 852</b>                 | <b>772 384</b> |

Catatan/Note: ...

Sumber/Source: PT PLN (Persero) Distribusi Jawa Timur Area Kediri/ PT PLN (Persero) Jawa Timur Distribution Area Kediri

**Tabel**  
**Table** 6.2.3**Daya Terpasang, Produksi, dan Distribusi Listrik PT. PLN (Persero) pada Cabang/Ranting PLN di Kabupaten Kediri Menurut Kecamatan, 2019**  
**Installed Electricity Power, Production, and Distribution of PT. PLN (Persero) at PLN Branch in Kediri Regency by Subdistrict, 2019**

| Kecamatan<br>Subdistrict | Daya<br>Terpasang<br>Installed<br>Electricity<br>Power<br>(KW) | Produksi<br>Listrik<br>Electricity<br>Production<br>(KWh) | Listrik<br>Terjual<br>Electricity<br>Sold<br>(KWh) | Dipakai<br>Sendiri<br>Own<br>Used<br>(KWh) | Susut/<br>Hilang<br>Shrinkage/<br>Lost<br>(KWh) |
|--------------------------|--|---|--|--|---|
| (1)                      | (2)  | (3)   | (4)  | (5)  | (6)   |
| [010] Mojo               | ...  | ...   | ...  | ...  | ...   |
| [020] Semen              | ...  | ...   | ...  | ...  | ...   |
| [030] Ngadiluwih         | ...  | ...   | ...  | ...  | ...   |
| [040] Kras               | ...  | ...   | ...  | ...  | ...   |
| [050] Ringinrejo         | ...  | ...   | ...  | ...  | ...   |
| [060] Kandat             | ...  | ...   | ...  | ...  | ...   |
| [070] Wates              | ...  | ...   | ...  | ...  | ...   |
| [080] Ngancar            | ...  | ...   | ...  | ...  | ...   |
| [090] Plosklaten         | ...  | ...   | ...  | ...  | ...   |
| [100] Gurah              | ...  | ...   | ...  | ...  | ...   |
| [110] Puncu              | ...  | ...   | ...  | ...  | ...   |
| [120] Kepung             | ...  | ...   | ...  | ...  | ...   |
| [130] Kandangan          | ...  | ...   | ...  | ...  | ...   |
| [140] Pare               | ...  | ...   | ...  | ...  | ...   |
| [141] Badas              | ...  | ...   | ...  | ...  | ...   |
| [150] Kunjang            | ...  | ...   | ...  | ...  | ...   |
| [160] Plemahan           | ...  | ...   | ...  | ...  | ...   |
| [170] Purwoasri          | ...  | ...   | ...  | ...  | ...   |
| [180] Papar              | ...  | ...   | ...  | ...  | ...   |
| [190] Pagu               | ...  | ...   | ...  | ...  | ...   |
| [191] Kayenkidul         | ...  | ...   | ...  | ...  | ...   |
| [200] Gampengrejo        | ...  | ...   | ...  | ...  | ...   |
| [201] Ngasem             | ...  | ...   | ...  | ...  | ...   |
| [210] Banyakan           | ...  | ...   | ...  | ...  | ...   |
| [220] Grogol             | ...  | ...   | ...  | ...  | ...   |
| [230] Tarokan            | ...  | ...   | ...  | ...  | ...   |
| <b>Kabupaten Kediri</b>  | <b>471 547</b>   | <b>838 179</b>  | <b>772 382</b>                                     | <b>-</b>                                   | <b>65 797</b>                                   |

Catatan/Note: ... Data tidak tersedia/ Data not available

Sumber/Source: PT PLN (Persero) Distribusi Jawa Timur Area Kediri/ PT PLN (Persero) Jawa Timur Distribution Area Kediri

**Tabel 6.2.4** Jumlah Pelanggan Listrik di Kabupaten Kediri Menurut Kecamatan, 2015–2019  
**Table 6.2.4** Number of Electricity Customers in Kediri Regency by Subdistrict, 2015–2019

| Kecamatan<br>Subdistrict | 2015           | 2016           | 2017           | 2018           | 2019           |
|--------------------------|----------------|----------------|----------------|----------------|----------------|
| (1)                      | (2)            | (3)            | (4)            | (5)            | (6)            |
| [010] Mojo               | ...            | ...            | ...            | ...            | ...            |
| [020] Semen              | ...            | ...            | ...            | ...            | ...            |
| [030] Ngadiluwih         | ...            | ...            | ...            | ...            | ...            |
| [040] Kras               | ...            | ...            | ...            | ...            | ...            |
| [050] Ringinrejo         | ...            | ...            | ...            | ...            | ...            |
| [060] Kandat             | ...            | ...            | ...            | ...            | ...            |
| [070] Wates              | ...            | ...            | ...            | ...            | ...            |
| [080] Ngancar            | ...            | ...            | ...            | ...            | ...            |
| [090] Plosoklaten        | ...            | ...            | ...            | ...            | ...            |
| [100] Gurah              | ...            | ...            | ...            | ...            | ...            |
| [110] Puncu              | ...            | ...            | ...            | ...            | ...            |
| [120] Kepung             | ...            | ...            | ...            | ...            | ...            |
| [130] Kandangan          | ...            | ...            | ...            | ...            | ...            |
| [140] Pare               | ...            | ...            | ...            | ...            | ...            |
| [141] Badas              | ...            | ...            | ...            | ...            | ...            |
| [150] Kunjang            | ...            | ...            | ...            | ...            | ...            |
| [160] Plemahan           | ...            | ...            | ...            | ...            | ...            |
| [170] Purwoasri          | ...            | ...            | ...            | ...            | ...            |
| [180] Papar              | ...            | ...            | ...            | ...            | ...            |
| [190] Pagu               | ...            | ...            | ...            | ...            | ...            |
| [191] Kayenkidul         | ...            | ...            | ...            | ...            | ...            |
| [200] Gampengrejo        | ...            | ...            | ...            | ...            | ...            |
| [201] Ngasem             | ...            | ...            | ...            | ...            | ...            |
| [210] Banyakan           | ...            | ...            | ...            | ...            | ...            |
| [220] Grogol             | ...            | ...            | ...            | ...            | ...            |
| [230] Tarokan            | ...            | ...            | ...            | ...            | ...            |
| <b>Kabupaten Kediri</b>  | <b>339 073</b> | <b>349 586</b> | <b>362 500</b> | <b>374 583</b> | <b>386 140</b> |

Catatan/Note: ... Data tidak tersedia/ Data not available

Sumber/Source: PT PLN (Persero) Distribusi Jawa Timur Area Kediri/ PT PLN (Persero) Jawa Timur Distribution Area Kediri

**Tabel**  
**Table** 6.2.5**Jumlah Pelanggan dan Air yang Disalurkan di Kabupaten Kediri Menurut Kecamatan, 2019**  
**Number of Customers and Distributed Water in Kediri Regency by Subdistrict, 2019**

| Kecamatan<br>Subdistrict | Pelanggan<br>Number of Customers | Air Disalurkan<br>Distributed Water<br>(m <sup>3</sup> ) | Nilai<br>Value<br>(Rp) |
|--------------------------|----------------------------------|--|------------------------|
| (1)                      | (2)                              | (3)  | (4)                    |
| [010] Mojo               | -                                | ...  | ...                    |
| [020] Semen              | 712                              | ...  | ...                    |
| [030] Ngadiluwih         | 22                               | ...  | ...                    |
| [040] Kras               | -                                | ...  | ...                    |
| [050] Ringinrejo         | -                                | ...  | ...                    |
| [060] Kandat             | -                                | ...  | ...                    |
| [070] Wates              | 847                              | ...  | ...                    |
| [080] Ngancar            | 3579                             | ...  | ...                    |
| [090] Plosoklaten        | -                                | ...  | ...                    |
| [100] Gurah              | 264                              | ...  | ...                    |
| [110] Puncu              | 2130                             | ...  | ...                    |
| [120] Kepung             | 1661                             | ...  | ...                    |
| [130] Kandangan          | -                                | ...  | ...                    |
| [140] Pare               | 2940                             | ...  | ...                    |
| [141] Badas              | -                                | ...  | ...                    |
| [150] Kunjang            | -                                | ...  | ...                    |
| [160] Plemahan           | -                                | ...  | ...                    |
| [170] Purwoasri          | 229                              | ...  | ...                    |
| [180] Papar              | 120                              | ...  | ...                    |
| [190] Pagu               | -                                | ...  | ...                    |
| [191] Kayenkidul         | -                                | ...  | ...                    |
| [200] Gampengrejo        | 1931                             | ...  | ...                    |
| [201] Ngasem             | -                                | ...  | ...                    |
| [210] Banyakan           | -                                | ...  | ...                    |
| [220] Grogol             | 781                              | ...  | ...                    |
| [230] Tarokan            | -                                | ...  | ...                    |
| <b>Kabupaten Kediri</b>  | <b>15 216</b>                    | <b>2 643 709.00</b>                                      | <b>8 907 068.00</b>    |

Catatan/Note: ... Data tidak tersedia/ Data not available

Sumber/Source: PDAM Kabupaten Kediri/ Regional Water Company of Kediri Regency

**Tabel** 6.2.6 **Jumlah Pelanggan dan Air Minum yang Tersalurkan di Kabupaten Kediri menurut Kategori Pelanggan, 2018-2019**  
**Jumlah Pelanggan dan Air Minum yang Tersalurkan di Kabupaten Kediri menurut Kategori Pelanggan, 2018-2019**

| Kategori Pelanggan<br><i>Customer Category</i>  | Jumlah Pelanggan/ <i>Customers</i> |               | Air Bersih Tersalurkan/ <i>Drinking Water Distributed (M<sup>3</sup>)</i> |                  |
|---|------------------------------------|---------------|---|------------------|
|   | 2018                               | 2019          | 2018  | 2019             |
| (1)   | (2)                                | (3)           | (4)   | (5)              |
| Sosial/ <i>Social</i>                           | ...                                | 1 435         | ...   | 276 367          |
| Rumah Tangga/ <i>Household</i>                  | ...                                | 13 596        | ...   | 2 308 007        |
| Instansi Pemerintah/ <i>Government agencies</i> | ...                                | 45            | ...   | 25 917           |
| Niaga/ <i>Commerce</i>                          | ...                                | 135           | ...   | 26 541           |
| Industri/ <i>Industry</i>                       | ...                                | 2             | ...   | -                |
| Khusus/ <i>Special</i>                          | ...                                | 3             | ...   | 6 877            |
| <b>Kabupaten Kediri</b>                         | <b>14 907</b>                      | <b>15 216</b> | <b>2 527 224</b>  | <b>2 643 709</b> |

Catatan/*Note*: ... Data tidak tersedia/*Data not available*


Sumber/*Source*: PDAM Kabupaten Kediri/*Regional Water Company of Kediri Regency*

# Hotel/ Losmen di Kabupaten Kediri, 2019

Hotels/ Inns in Kediri Regency, 2019

Jumlah Hotel/ Losmen  
Number of Hotel / Inns

**30**



Jumlah Tempat Tidur  
Number of Bed

**896**



Jumlah Kamar  
Number of Room

**677**





**PENJELASAN TEKNIS**

1. Wisatawan mancanegara (wisman) ialah setiap pengunjung yang mengunjungi suatu negara di luar tempat tinggalnya, didorong oleh satu atau beberapa keperluan tanpa bermaksud memperoleh penghasilan di tempat yang dikunjungi dan lamanya kunjungan tersebut tidak lebih dari satu tahun (12 bulan). Definisi ini mencakup 2 (dua) kategori wisatawan mancanegara, yaitu :

- Wisatawan (turis) ialah setiap pengunjung seperti definisi di atas yang tinggal paling sedikit 24 jam, akan tetapi tidak lebih dari 1 (satu) tahun di tempat yang dikunjungi, dengan maksud antara lain: berlibur, rekreasi, olah raga, bisnis, menghadiri pertemuan, studi, dan kunjungan dengan alasan kesehatan.
- Excursionist ialah setiap pengunjung seperti definisi di atas yang tinggal kurang dari 24 jam di tempat yang dikunjungi (termasuk "Cruise passengers"). Cruise Passengers ialah setiap pengunjung yang tiba di suatu negara di mana mereka tidak menginap di akomodasi yang tersedia di negara tersebut, misalnya dengan kapal laut.

**TECHNICAL NOTES**

1. *An International Visitor is any person visiting a country other than his usual place of residence for any reason other than for earning income in the country visited, and the length of stay is no more than one year (12 months). This definition covers two categories of foreign visitors, namely :*

- *"Tourist" is any visitor staying for at least 24 hours, but no more than one year, in the country visited, with the intention of visiting, and for any of these purposes: Pleasure, recreation and sports, Business, visiting friends and relatives, missions, attending meetings, conferences, visit for health reasons and study.*
- *"Excursionist" is any visitor staying less than 24 hours in the country visited including, "Cruise Passengers", i.e. visitors arriving in a country without staying in any accommodation available in the visited country.*

2. Rata-rata lama tinggal adalah rata-rata waktu tinggal wisatawan mancanegara di Indonesia untuk satu kali kunjungan.
  3. Usaha penyediaan akomodasi adalah usaha yang menyediakan pelayanan penginapan yang dapat dilengkapi dengan pelayanan pariwisata lainnya. Usaha penyediaan akomodasi dapat berupa hotel, vila, pondok wisata, bumi perkemahan, persinggahan karavan, dan akomodasi lainnya yang digunakan untuk tujuan pariwisata.
  4. Hotel adalah penyediaan akomodasi secara harian berupa kamar-kamar di dalam satu bangunan yang dapat dilengkapi dengan jasa pelayanan makan dan minum, kegiatan hiburan dan atau fasilitas lainnya. Hotel terdiri dari hotel berbintang dan hotel non- bintang.
  5. Hotel bintang adalah usaha penyediaan jasa pelayanan penginapan, makan minum serta jasa lainnya bagi umum dengan menggunakan sebagian atau seluruh bangunan. Usaha ini dikelola secara komersial serta memenuhi ketentuan persyaratan sebagai hotel bintang (termasuk berlian) yang ditetapkan dalam surat keputusan instansi yang membinanya. Misalnya hotel bintang lima, hotel bintang
2. *Average length of stay is the average stay duration of foreign visitor in Indonesia for one trip.*
  3. *The business of providing accommodation is a business that provides specialty services that can be equipped with other tourism services. It includes hotel, villa, cottage, camping, caravan stop, and other accommodation that are used for tourism purposes.*
  4. *Hotel is a daily supply of accommodation rooms within a building which can be equipped with eating and drinking services, entertainment activities and/or other facilities. Hotel consists of a classified hotel and a non-classified hotel.*
  5. *A star hotel is the business of providing an accommodation, eating and drinking as well as other services for the public by using a building or a part of a building. It is managed commercially and meets specified requirements as a star hotel (including diamonds) set forth in the decree of fostering agency. For example, five star hotel, four star hotel, and so on.*

empat dan seterusnya.

6. Tingkat penghunian kamar hotel adalah persentase banyaknya malam kamar yang dihuni terhadap banyaknya malam kamar yang tersedia.
6. *Room occupancy rate is the number of room-nights occupied divided by the number of room-nights available, multiplied by 100 percent.*
7. Rata-rata lamanya tamu menginap adalah banyaknya malam tempat tidur yang terpakai (malam tamu) dengan banyaknya tamu yang menginap di hotel atau akomodasi lainnya.
7. *Average length of stay is the number of bed-nights used (guest night) divided by the number of guests coming to spend the night at the accommodation.*

<https://kedirikab.bps.go.id>

**ULASAN****DESCRIPTION**

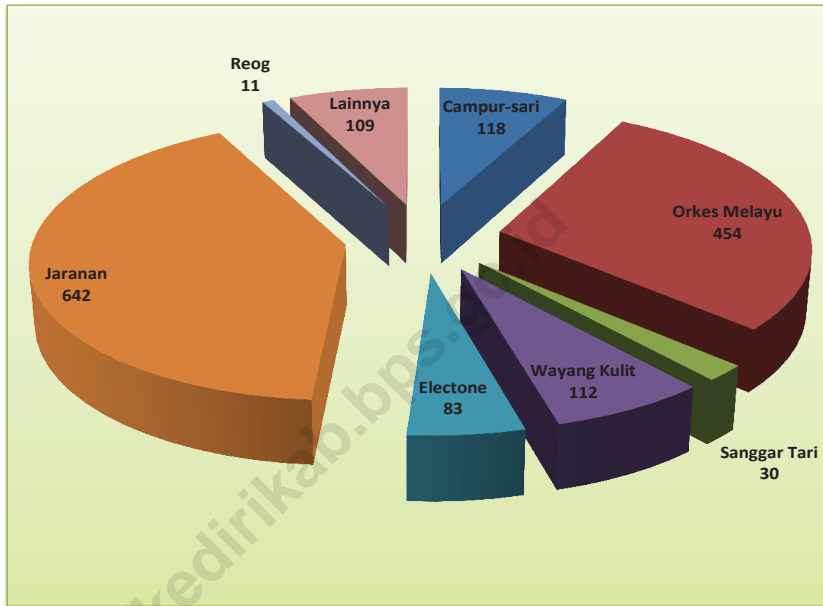
1. Untuk memenuhi permintaan akan jasa akomodasi yang memadai, Pemerintah Kabupaten Kediri terus membuka peluang bagi pihak swasta untuk berpartisipasi memenuhi kebutuhan akan jasa akomodasi tersebut. Pada tahun 2019 tercatat ada 11 hotel, 8 homestay dan 11 hotel melati yang berpartisipasi dalam memenuhi kebutuhan akan jasa akomodasi ini.
  2. Kategori Pariwisata merupakan salah satu sektor andalan untuk meningkatkan Pendapatan Asli Daerah (PAD) Kabupaten Kediri. Selain infrastruktur jalan dan keragaman obyek wisata, ketersediaan jasa akomodasi (hotel) menjadi penentu perkembangan Kategori ini.
  3. Jumlah obyek wisata yang tercatat di Dinas Pariwisata dan Kebudayaan Kabupaten Kediri tahun 2019 sebanyak 130 obyek situs cagar budaya dan 46 objek wisata alam dan buatan. Sedangkan jumlah kelompok kesenian yang tercatat di tahun 2019 sebanyak 1.559 kelompok.
  4. Monumen Simpang Lima Gumul atau biasa disingkat SLG adalah salah satu bangunan yang menjadi ikon Kabupaten Kediri yang bentuknya menyerupai Arc
1. *To meet the demand for adequate accommodation services, Kediri Regency Government continues to open opportunities for private parties to participate to meet the needs of accommodation services. In 2019 there are 11 hotels, 8 homestay and 11 jasmine hotels participating in meeting the needs for this accommodation service.*
  2. *Tourism category is one of the mainstay sectors to increase Pendapatan Asli Daerah (PAD) of Kediri Regency. In addition to the road infrastructure and diversity of attractions, the availability of accommodation services (hotels) to be the determinant of the development of this category.*
  3. *The number of tourist objects recorded in the Department of Tourism and Culture of Kediri Regency in 2019 was 130 objects of cultural heritage sites and 46 natural and artificial attractions. While the number of arts groups recorded in 2019 were 1,559 groups*
  4. *The Simpang Lima Gumul Monument or commonly abbreviated as SLG is one of the buildings that became an icon of Kediri Regency which resembled*

de Triomphe yang berada di Paris, Prancis. SLG mulai dibangun pada tahun 2003 dan diresmikan pada tahun 2008, yang digagas oleh Bupati Kediri saat itu, Sutrisno. Kawasan Simpang Lima Gumul masih merupakan obyek wisata favorit di Kabupaten Kediri. Hal ini terbukti dengan jumlah kunjungan sebanyak 1.658.503 wisatawan.

*the Arc de Triomphe in Paris, France. The SLG began construction in 2003 and was formalized in 2008, which was initiated by the then Kediri Regent, Sutrisno. The Simpang Lima Gumul area is still a favorite tourist attraction in Kediri Regency. This is evidenced by the number of visits of 1,658,503 tourists.*

<https://kedirikab.bps.go.id>

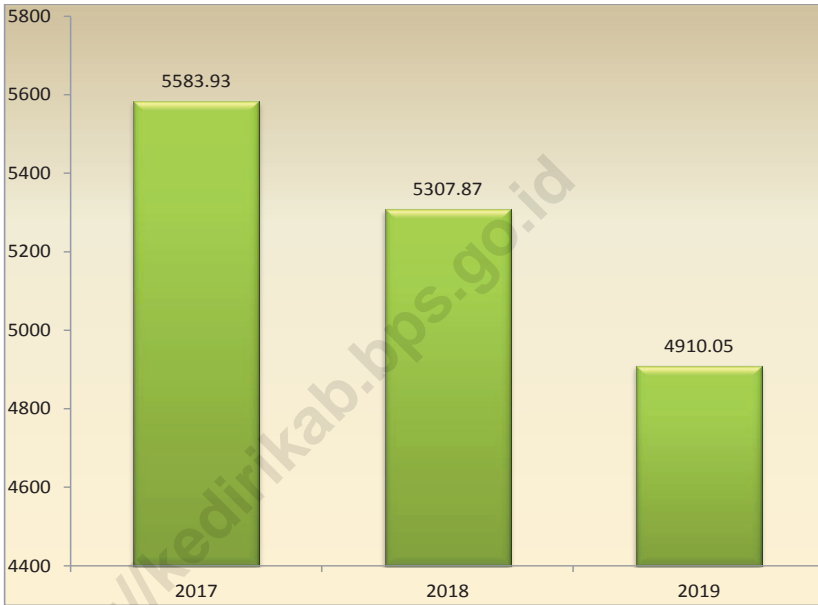
**Gambar 7.1** Jumlah Kelompok Kesenian di Kabupaten Kediri, 2019  
**Figures 7.1** Number of Art Groups in Kediri Regency, 2019



Sumber/Source : Dinas Pariwisata dan Kebudayaan Kabupaten Kediri/ Department of Tourism and Culture of Kediri Regency

**Gambar** 7.2  
**Figures**

**Pendapatan/ Retribusi Objek/ Tempat Wisata di  
Kabupaten Kediri (juta rupiah), 2017-2019**  
**Revenue / Retribution of Object / Place of Attraction in  
Kediri Regency (million rupiahs), 2017-2019**



Sumber/Source: Dinas Pariwisata dan Kebudayaan Kabupaten Kediri/ Department of Tourism and Culture of Kediri Regency

**Tabel**  
**Table** 7.1**Jumlah Rumah Makan/Restoran di Kabupaten Kediri  
Menurut Kecamatan, 2016–2019**  
**Number of Restaurants in Kediri Regency by Subdistrict,  
2016–2019**

| Kecamatan<br>Subdistrict | 2016      | 2017      | 2018       | 2019       |
|--------------------------|-----------|-----------|------------|------------|
| (1)                      | (2)       | (3)       | (4)        | (5)        |
| [010] Mojo               | -         | -         | 6          | 6          |
| [020] Semen              | 14        | 14        | 6          | 11         |
| [030] Ngadiluwih         | 3         | 3         | 13         | 13         |
| [040] Kras               | 25        | 25        | 6          | 6          |
| [050] Ringinrejo         | -         | -         | 1          | 1          |
| [060] Kandat             | -         | -         | 7          | 7          |
| [070] Wates              | -         | -         | 2          | 2          |
| [080] Ngancar            | -         | -         | 6          | 6          |
| [090] Plosoklaten        | -         | -         | 4          | 4          |
| [100] Gurah              | 12        | 12        | 14         | 14         |
| [110] Puncu              | -         | -         | 2          | 2          |
| [120] Kepung             | -         | -         | 2          | 2          |
| [130] Kandangan          | 2         | 2         | 8          | 8          |
| [140] Pare               | 3         | 3         | 30         | 30         |
| [141] Badas              | 2         | 2         | 2          | 2          |
| [150] Kunjang            | -         | -         | -          | 2          |
| [160] Plemahan           | -         | -         | 3          | 3          |
| [170] Purwoasri          | 1         | 1         | 1          | 1          |
| [180] Papar              | 3         | 3         | 4          | 4          |
| [190] Pagu               | 1         | 1         | 2          | 2          |
| [191] Kayenkidul         | -         | -         | 1          | 3          |
| [200] Gampengrejo        | 1         | 1         | 2          | 2          |
| [201] Ngasem             | 25        | 25        | 32         | 37         |
| [210] Banyakan           | -         | -         | -          | 2          |
| [220] Grogol             | 4         | 4         | 7          | 7          |
| [230] Tarokan            | 1         | 1         | 14         | 14         |
| <b>Kabupaten Kediri</b>  | <b>97</b> | <b>97</b> | <b>175</b> | <b>191</b> |

Catatan/Note: ...  
Sumber/Source: BPS Kabupaten Kediri/ BPS-Statistics of Kediri Regency



**Tabel**  
**Table** 7.2**Jumlah Kamar, Tempat Tidur dan Tenaga Kerja Hotel/  
Losmen di Kabupaten Kediri, 2019**  
**Number of Hotels/ Inns Rooms, Beds and Labour in Kediri  
Regency, 2019**

| Kecamatan<br>Subdistrict | Hotel/Losmen<br>Hotels/Inns         | Kamar<br>Rooms | Tempat Tidur<br>Beds | Tenaga Kerja<br>Labour |
|--------------------------|-------------------------------------|----------------|----------------------|------------------------|
| (1)                      | (2)                                 | (3)            | (4)                  | (5)                    |
| [010] Mojo               | Hotel Bukit Bunga                   | 15             | 15                   | 4                      |
|                          | Kurnia Homestay                     | 6              | 7                    | 2                      |
|                          | Rama Homestay                       | 3              | ...                  | 1                      |
| [020] Semen              | Bukit Daun Hotel & Resort           | 106            | 158                  | 118                    |
|                          | Deus Datus Hotel & Cafe             | 16             | 22                   | 3                      |
|                          | Piringsewu Hotel                    | 15             | ...                  | 4                      |
|                          | Pohsarang Hotel & Restaurant        | 32             | 45                   | 7                      |
|                          | Selopanggung Hotel, Resort & Wisata | 56             | 80                   | 23                     |
|                          | Wisma Bethlehem                     | 30             | 50                   | 13                     |
|                          | Wisma Kasih Santo Yohanes           | 14             | 20                   | 8                      |
|                          | Wisma Mbah Kakung                   | 15             | 30                   | 3                      |
|                          | Wisma Werdiningsih                  | 23             | 85                   | 7                      |
| [080] Ngancar            | Damarmas Resto dan Hotel            | 10             | 20                   | 18                     |
|                          | Hotel Luwak Mas                     | 9              | 10                   | 10                     |
|                          | Kanthil Homestay                    | 4              | ...                  | 1                      |
|                          | Kenanga Homestay                    | 2              | 4                    | 1                      |
|                          | Kinanthi Homestay                   | 10             | ...                  | 1                      |
|                          | Matahari Homestay                   | 4              | ...                  | 1                      |
|                          | Mawar Homestay                      | 6              | ...                  | 1                      |
|                          | Yuskia Homestay                     | 9              | ...                  | 2                      |
| [090] Plosoklaten        | Wisma Sepawon                       | 13             | 26                   | 3                      |
| [130] Kandangan          | Hotel Kediri 2                      | 33             | 40                   | 19                     |
| [140] Pare               | Hotel Dewi Banowati                 | 38             | 66                   | 12                     |
|                          | Hotel Kediri I                      | 34             | 46                   | 18                     |
|                          | Hotel Slamet                        | 19             | 26                   | 5                      |
|                          | Hotel Surya Kediri                  | 49             | 61                   | 28                     |
| [200] Gampengrejo        | Hotel Omah Pawon                    | 38             | 35                   | 25                     |
|                          | Hotel Studio Yobel                  | 16             | ...                  | 8                      |
| [201] Ngasem             | De' Pratnya Hotel                   | 22             | ...                  | 10                     |
|                          | Front One Hotel                     | 30             | 50                   | 20                     |
| <b>Kabupaten Kediri</b>  |                                     | <b>677</b>     | <b>896</b>           | <b>376</b>             |

Catatan/Note:

...

Sumber/Source:

BPS Kabupaten Kediri/ BPS-Statistics of Kediri Regency

**Tabel**  
**Table 7.3****Jumlah Objek Wisata di Kabupaten Kediri menurut Jenisnya dan Kecamatan, 2018–2019**  
**Number of Tourism Objects in Kediri Regency by Type and Subdistrict, 2018–2019**

| Kecamatan<br>Subdistrict | Situs/Cagar<br>Budaya<br>Heritage Sites | Hutan<br>Forest | Wisata Alam<br>Natural tourism |                         |
|--------------------------|---|-----------------|--------------------------------|-------------------------|
|                          |   |                 | Gunung<br>Mountains            | Air Terjun<br>Waterfall |
| (1)                      | (2)                                     | (3)             | (4)                            | (5)                     |
| [010] Mojo               | ...                                     | -               | -                              | 3                       |
| [020] Semen              | ...                                     | 1               | -                              | -                       |
| [030] Ngadiluwih         | ...                                     | -               | -                              | -                       |
| [040] Kras               | ...                                     | -               | -                              | -                       |
| [050] Ringinrejo         | ...                                     | -               | -                              | -                       |
| [060] Kandat             | ...                                     | -               | -                              | -                       |
| [070] Wates              | ...                                     | -               | -                              | -                       |
| [080] Ngancar            | ...                                     | -               | 1                              | -                       |
| [090] Plosoklaten        | ...                                     | -               | -                              | -                       |
| [100] Gurah              | ...                                     | -               | -                              | -                       |
| [110] Puncu              | ...                                     | -               | -                              | -                       |
| [120] Kepung             | ...                                     | 1               | -                              | -                       |
| [130] Kandangan          | ...                                     | -               | -                              | 1                       |
| [140] Pare               | ...                                     | -               | -                              | -                       |
| [141] Badas              | ...                                     | -               | -                              | -                       |
| [150] Kunjang            | ...                                     | -               | -                              | -                       |
| [160] Plemahan           | ...                                     | -               | -                              | -                       |
| [170] Purwoasri          | ...                                     | -               | -                              | -                       |
| [180] Papar              | ...                                     | -               | -                              | -                       |
| [190] Pagu               | ...                                     | -               | -                              | -                       |
| [191] Kayenkidul         | ...                                     | -               | -                              | -                       |
| [200] Gampengrejo        | ...                                     | -               | -                              | -                       |
| [201] Ngasem             | ...                                     | -               | -                              | -                       |
| [210] Banyakan           | ...                                     | -               | -                              | 1                       |
| [220] Grogol             | ...                                     | -               | -                              | -                       |
| [230] Tarokan            | ...                                     | -               | -                              | -                       |
| <b>Kabupaten Kediri</b>  | <b>130*</b>                             | <b>2</b>        | <b>1</b>                       | <b>5</b>                |

Lanjutan Tabel/Continued Table 7.3

| Kecamatan<br>Subdistrict | Wisata Alam<br>Natural tourism |             |                            | Wisata Buatan<br>Artificial Tourism |
|--------------------------|--------------------------------|-------------|----------------------------|-------------------------------------|
|                          | Landscape                      | Goa<br>Cave | Sumber Mata Air<br>Springs |                                     |
| (1)                      | (6)                            | (7)         | (8)                        | (9)                                 |
| [010] Mojo               | -                              | -           | -                          | -                                   |
| [020] Semen              | 1                              | 1           | -                          | 2                                   |
| [030] Ngadiluwih         | -                              | -           | -                          | 1                                   |
| [040] Kras               | -                              | -           | -                          | -                                   |
| [050] Ringinrejo         | -                              | -           | -                          | 1                                   |
| [060] Kandat             | -                              | -           | -                          | -                                   |
| [070] Wates              | -                              | -           | 2                          | 2                                   |
| [080] Ngancar            | -                              | -           | -                          | 3                                   |
| [090] Plosoklaten        | -                              | -           | -                          | 5                                   |
| [100] Gurah              | -                              | -           | -                          | -                                   |
| [110] Puncu              | -                              | -           | -                          | 1                                   |
| [120] Kepung             | -                              | -           | 1                          | -                                   |
| [130] Kandangan          | 1                              | -           | -                          | -                                   |
| [140] Pare               | -                              | -           | -                          | 3                                   |
| [141] Badas              | -                              | 1           | 1                          | -                                   |
| [150] Kunjang            | -                              | -           | -                          | -                                   |
| [160] Plemahan           | -                              | -           | -                          | 2                                   |
| [170] Purwoasri          | -                              | -           | -                          | -                                   |
| [180] Papar              | -                              | -           | -                          | 1                                   |
| [190] Pagu               | -                              | -           | 1                          | -                                   |
| [191] Kayenkidul         | -                              | -           | -                          | 1                                   |
| [200] Gampengrejo        | -                              | -           | -                          | 1                                   |
| [201] Ngasem             | -                              | -           | 1                          | 3                                   |
| [210] Banyakan           | -                              | -           | -                          | 1                                   |
| [220] Grogol             | -                              | -           | -                          | 1                                   |
| [230] Tarokan            | -                              | -           | -                          | -                                   |
| <b>Kabupaten Kediri</b>  | <b>2</b>                       | <b>2</b>    | <b>6</b>                   | <b>28</b>                           |

Catatan/Note: Terdiri dari 116 benda, 4 struktur, 8 situs dan 2 bangunan/ Consisting of 116 objects, 4 structures, 8 sites and 2 buildings  
 Sumber/Source: Dinas Pariwisata dan Kebudayaan Kabupaten Kediri/ Department of Tourism and Culture of Kediri Regency

**Tabel**  
**Table 7.4****Jumlah Wisatawan di Kabupaten Kediri menurut Asal Wisatawan dan Objek/Tempat Wisata, 2019**  
**Number of Tourists in Kediri Regency by Origin of Tourists and Attractions, 2019**

| Objek/Tempat Wisata<br>Objects / Attractions | Asal Wisatawan/ Tourist Origin |                        |           | Jumlah<br>Total |
|--|--------------------------------|------------------------|-----------|-----------------|
|  | Nusantara<br>Local             | Mancanegara<br>Foreign |           |                 |
| (1)  | (2)                            | (3)                    | (4)       |                 |
| Agrowisata Sepawon                           | 211                            | -                      | 211       |                 |
| Bendung Gerak Waruturi                       | 123 958                        | -                      | 123 958   |                 |
| Candi Dorok                                  | 958                            | -                      | 958       |                 |
| Candi Surowono                               | 17 120                         | 13                     | 17 133    |                 |
| Candi Tegowangi                              | 66 170                         | 68                     | 66 238    |                 |
| Gereja Pohsarang                             | 94 964                         | 9                      | 94 973    |                 |
| Gumul Paradise Island (GPI)                  | 93 812                         | -                      | 93 812    |                 |
| Kampung Anggrek                              | 85 794                         | -                      | 85 794    |                 |
| Kampung Inggris Pare                         | 276 042                        | 78                     | 276 120   |                 |
| Kampung Luwak                                | 241                            | -                      | 241       |                 |
| Kawasan Simpang Lima Gumul                   | 1 658 503                      | -                      | 1 658 503 |                 |
| Kawasan Wisata Besuki                        | 87 861                         | -                      | 87 861    |                 |
| Kawasan Wisata Bukit Ongakan                 | 2 018                          | -                      | 2 018     |                 |
| Kawasan Wisata Gunung Kelud                  | 320 168                        | 198                    | 320 366   |                 |
| Kawasan Wisata Sumberpodang                  | 37 704                         | -                      | 37 704    |                 |
| Kediri Waterpark                             | 92 452                         | -                      | 92 452    |                 |
| Kolam Renang Corah Pare                      | 19 075                         | -                      | 19 075    |                 |
| Kolam Renang Surowono                        | 11 506                         | -                      | 11 506    |                 |
| Ndalem Pojok Bung Karno                      | 3 787                          | -                      | 3 787     |                 |
| Petilasan Sri Aji Joyoboyo                   | 52 420                         | -                      | 52 420    |                 |

Lanjutan Tabel/*Continued Table 7.4*

| Objek/Tempat Wisata<br><i>Objects / Attractions</i> | Asal Wisatawan/ <i>Tourist Origin</i> |                               |                        |
|---|---------------------------------------|-------------------------------|------------------------|
|   | Nusantara<br><i>Local</i>             | Mancanegara<br><i>Foreign</i> | Jumlah<br><i>Total</i> |
| (1)   | (2)                                   | (3)                           | (4)                    |
| Situs Adan-Adan                                     | 1 000                                 | -                             | 1 000                  |
| Situs Arca Tothok Kerot                             | 13 874                                | -                             | 13 874                 |
| Situs Calonarang                                    | 5 061                                 | -                             | 5 061                  |
| Situs Gambyok                                       | 1 129                                 | -                             | 1 129                  |
| Situs Nambakan                                      | 884                                   | -                             | 884                    |
| Situs Prasasti Pohsarang                            | 623                                   | -                             | 623                    |
| Situs Prasasti Tangkilan                            | 734                                   | -                             | 734                    |
| Situs Semen Pagu                                    | 5 257                                 | -                             | 5 257                  |
| Situs Tondowongso                                   | 3 304                                 | -                             | 3 304                  |
| Situs Tunglur                                       | 2 942                                 | -                             | 2 942                  |
| Taman Cagar Budaya Brumbung                         | 749                                   | -                             | 749                    |
| <b>Kabupaten Kediri</b>                             | <b>3 080 321</b>                      | <b>366</b>                    | <b>3 080 687</b>       |

Catatan/*Note:* ...  
 Sumber/*Source:* Dinas Pariwisata dan Kebudayaan Kabupaten Kediri/ *Department of Tourism and Culture of Kediri Regency*



Kendaraan angkutan jalan raya yang **paling banyak** dan **panjang jalan yang diaspal** di Kabupaten Kediri tahun **2019**

*The most road transport vehicles and the length of paved roads in Kediri Regency, 2019*

**Mobil Barang**  
Freight Cars

**25.271** Unit  
units

**Mobil Bus**  
Bus

**1.214** Unit  
units



**JALAN ASPAL**  
Paved Road

**1.224,20**  
Kilometer

Tidak termasuk jalan desa / Not including village roads





**PENJELASAN TEKNIS**

1. Kendaraan bermotor adalah setiap kendaraan yang digerakkan oleh peralatan teknik yang ada pada kendaraan tersebut, biasanya digunakan untuk angkutan orang atau barang di atas jalan raya selain kendaraan yang berjalan di atas rel. Kendaraan bermotor yang dicatat adalah semua jenis kendaraan kecuali kendaraan bermotor TNI/Polri dan Korps Diplomatik.
2. Mobil penumpang adalah setiap kendaraan bermotor yang dilengkapi dengan tempat duduk untuk sebanyak-banyaknya delapan orang, tidak termasuk tempat duduk untuk pengemudi, baik dilengkapi atau tidak dilengkapi bagasi.
3. Mobil bis adalah setiap kendaraan bermotor yang dilengkapi dengan tempat duduk untuk lebih dari delapan orang, tidak termasuk tempat duduk untuk pengemudi, baik dilengkapi atau tidak dilengkapi bagasi.
4. Mobil truk adalah setiap kendaraan bermotor yang digunakan untuk angkutan barang, selain mobil penumpang, mobil bis dan kendaraan bermotor roda dua.

**TECHNICAL NOTES**

1. *Motor vehicles are any kind of vehicles motorized by machine set up in those vehicles, they are usually used for transporting peoples or goods on roads except vehicles moving along a railway line. the data cover all kinds of motor vehicles except those belong to Indonesia Army Force Indonesian State Police and Diplomatic Corps.*
2. *Passenger cars are any motor vehicles with no more than eight seats, excluding seat for driver, it can be with or without hoot.*
3. *Buses are large passenger cars having seats for more than eight passengers, excluding seat for driver, it can be with or without hoot.*
4. *Trucks are any motor vehicles used to transport goods excluding passenger cars, buses, and motorcycles.*

- |   |  |
|---|--|
| <p>5. Data panjang jalan negara dan jalan provinsi bersumber dari Kementerian Pekerjaan Umum dan Perumahan Rakyat, sedangkan jalan kabupaten/kota bersumber dari Dinas Pekerjaan Umum Kabupaten/Kota, diolah dari daftar PJ-II/5.</p>   | <p>5. <i>Data on the length of state and provincial roads were taken from the Ministry of Public Works and Housing, while the regency/municipality roads data were taken from Regency/Municipality Public Works Offices, based on PJ-II/5 questionnaire.</i></p>   |
| <p>6. Sepeda Motor adalah kendaraan bermotor beroda dua dengan atau tanpa rumah, dengan atau tanpa kereta samping atau kendaraan bermotor beroda tiga tanpa rumah rumah.</p>  | <p>6. <i>Motorcycles are any kind of two wheeled motor vehicles with or without homes and with or without a side rail or three-wheeled motor vehicles without homes.</i></p>   |
| <p>7. Kantor Pos adalah tempat pemberi pelayanan komunikasi tertulis dan atau surat elektronik, layanan paket, layanan logistik, layanan transaksi keuangan, dan layanan keagenan pos untuk kepentingan umum. Rumah pos berfungsi sama seperti kantor pos dan kantor pos pembantu, bedanya rumah pos biasanya terletak di daerah terpencil.</p> | <p>7. <i>Post Office is a service provider facility of written communication and or electronic mail, parcel service, logistics services, financial transaction services, and postal services to the public. Postal house has the same function as the post office and subsidiary of post office, the difference is that postal house is usually located in remote areas.</i></p> |
| <p>8. Telekomunikasi adalah setiap pemancaran, pengiriman dan atau penerimaan dari setiap informasi dalam bentuk tanda-tanda, isyarat, tulisan, gambar, suara dan bunyi melalui sistem kawat, optik, radio atau sistem elektromagnetik lainnya.</p>   | <p>8. <i>Telecommunication includes every transmitting, delivering and or receiving from every information of marking, signal, article, picture, sound and voice through strand of wire system, optic, radio or other electromagnetic system.</i></p>  |
| <p>9. Jaringan telekomunikasi adalah rangkaian perangkat telekomunikasi dan</p>   | <p>9. <i>Telecommunication network is peripheral network of telecommunication and its</i></p>  |

kelengkapannya yang digunakan dalam bertelekomunikasi.

*equipment used in the means of telecommunication.*

10. Telepon tetap kabel dalam Susenas disebut telepon rumah adalah jaringan telekomunikasi menggunakan perangkat telepon tetap dengan kabel yang secara umum diatur oleh standar-standar teknis dengan menggunakan suatu nomor telepon, dikenal pula sebagai Public Switched Telephone Network (PSTN). Pada umumnya dimanfaatkan untuk telepon rumah dan jaringan internet, memiliki kemampuan menghantarkan sinyal dengan kuat dan jelas dengan biaya yang relatif lebih murah.
10. *Fixed line telephone based on Susenas called home phone is a telecommunication network using fixed line telephone device which is generally regulated by technical standards, using a phone number, also known as the Public Switched Telephone Network (PSTN). It is generally used for home phone and Internet networks, has the ability to deliver a strong and clear signal with a relatively low cost.*
11. Telepon bergerak seluler adalah perangkat telekomunikasi elektronik yang mempunyai kemampuan dasar yang sama dengan telepon tetap kabel namun dapat dibawa ke mana-mana (portable, mobile) dan tidak perlu disambungkan dengan jaringan telekomunikasi kabel. Selain berfungsi sebagai telepon, telepon selular modern biasanya mendukung layanan tambahan seperti Short Messages Services(SMS), Multimedia Messages Service (MMS), e-mail dan akses Internet, aplikasi bisnis dan permainan, serta fotografi. Saat ini, Indonesia mempunyai dua sistem jaringan telepon bergerak seluler yaitu
11. *Cellular mobile phone is an electronic telecommunication device which has the same basic capabilities with fixed cables, but can be taken anywhere (portable, mobile) and does not need to be connected to the wired telecommunications networks. In addition to functioning as a telephone, modern mobile phone typically supports additional services such as Short Messages Services (SMS), Multimedia Messages Service (MMS), e-mail and access to the Internet, business applications and games, as well as photography. Currently, Indonesia has two cellular mobile telephone network system that are GSM (Global System for Mobile*

Global System for Mobile Telecommunications (GSM) dan Code Division Multiple Access (CDMA).

*Telecommunications) and Code Division Multiple Access (CDMA)*

12. Internet adalah sebuah jaringan komputer publik di seluruh dunia. Internet menyediakan akses ke sejumlah layanan komunikasi termasuk World Wide Web dan membawa surel, berita, hiburan, dan file data.

12. *The internet is a worldwide public computer network. It provides access to a number of communication services including the World Wide Web and carries e-mail, news, entertainment, and data files.*

<https://kedirikab.bps.go.id>

**ULASAN****DESCRIPTION****Perhubungan Darat**

1. Kelancaran transportasi berpengaruh pada kelancaran pembangunan dan kegiatan ekonomi. Jenis transportasi yang ada di Kabupaten Kediri saat ini hanyalah transportasi darat. Panjang jalan total (tidak termasuk jalan desa) tahun 2019 di Kabupaten Kediri 1.224,20 km, dengan panjang jalan mantap mengalami kenaikan 9,34 km atau dari total tahun 2018 sebesar 1.119,72 km.
2. Jumlah kendaraan angkutan jalan raya tahun 2019 mengalami kenaikan bila dibanding tahun 2018 sebesar 142 kendaraan.

**Kantor Pos**

3. Semakin berkembangnya teknologi transportasi dan komunikasi, peran Pos Indonesia sebagai jasa pengiriman surat dan barang milik pemerintah semakin menurun karena semakin banyak bermunculan jasa pengiriman swasta. Pada tahun 2019 jumlah benda-benda pos yang terkirim mengalami kenaikan sebesar 22,07 persen dibanding tahun sebelumnya.

**Land Transportation**

1. *The smoothness of transportation affects the smooth development and economic activities. The type of transportation in Kediri Regency is only land transportation. Total length of roads (excluding village roads) in 2019 in Kediri Regency is 1,224.20 km, with steady road length increased 9.34 km or from the total in 2018 of 1,119.72 km.*
2. *The number of road transport vehicles in 2019 has increased when compared to 2018 of 142 vehicles..*

**Post Office**

3. *The growing development of transportation and communication technology, the role of Pos Indonesia as a service of sending letters and property to the government has declined due to the growing number of private shipping services. In 2019 the number of postal items sent increased by 22.07 percent compared to the previous year.*

4. Disisi lain penerimaan surat, wesel pos dan paket pos di tahun 2019 mengalami kenaikan yakni sebesar 18,25 persen.
4. *On the other hand, the receipt of letters, money orders and postal parcels in 2019 increased by 18.25 percent.*

### **Komunikasi**

5. Dinas Komunikasi dan Informatika Kabupaten Kediri merupakan kepanjangan tangan Pemerintah Kabupaten Kediri dalam menyampaikan informasi kepada masyarakat di Kabupaten Kediri. Pada tahun 2019 frekuensi kegiatan operasional komunikasi dan informasi Dinas Komunikasi dan Informatika Kabupaten Kediri mengalami peningkatan sebesar 8,64 persen.

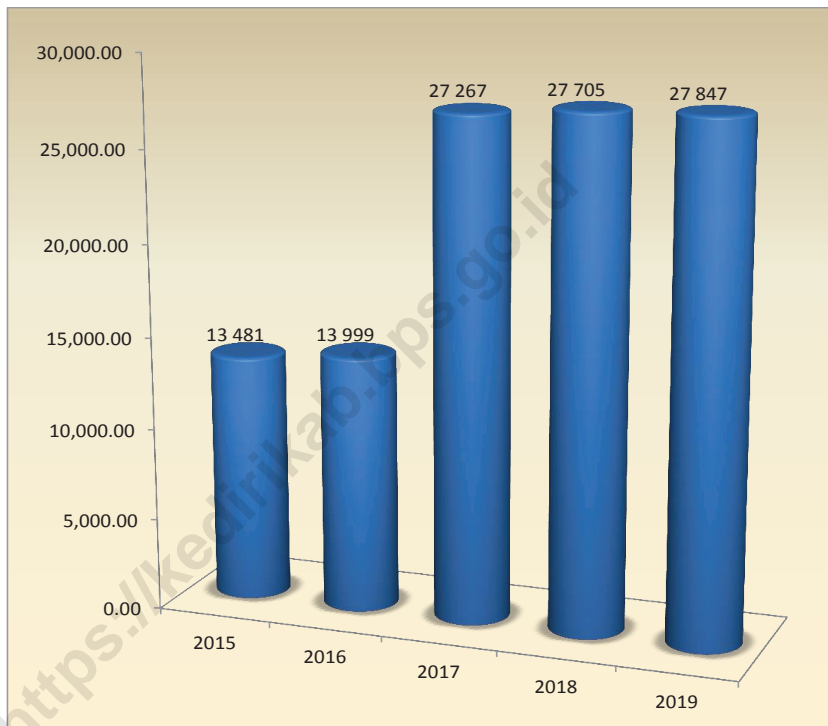
### **Communication**

5. *The Office of Communication and Information of Kediri Regency is an extension of Kediri Government in conveying information to the community in Kediri Regency. In 2019 the frequency of communication and information operational activities of the Office of Communication and Informatics of Kediri Regency experienced an increase of 8.64 percent.*

<https://kedirikab.bps.go.id>

**Gambar** 8.1  
**Figures**

**Perkembangan Kendaraan Angkutan Jalan Raya di Kabupaten Kediri, 2015 - 2019**  
*Development of Highway Transportation Vehicles in Kediri Regency, 2015 - 2019*

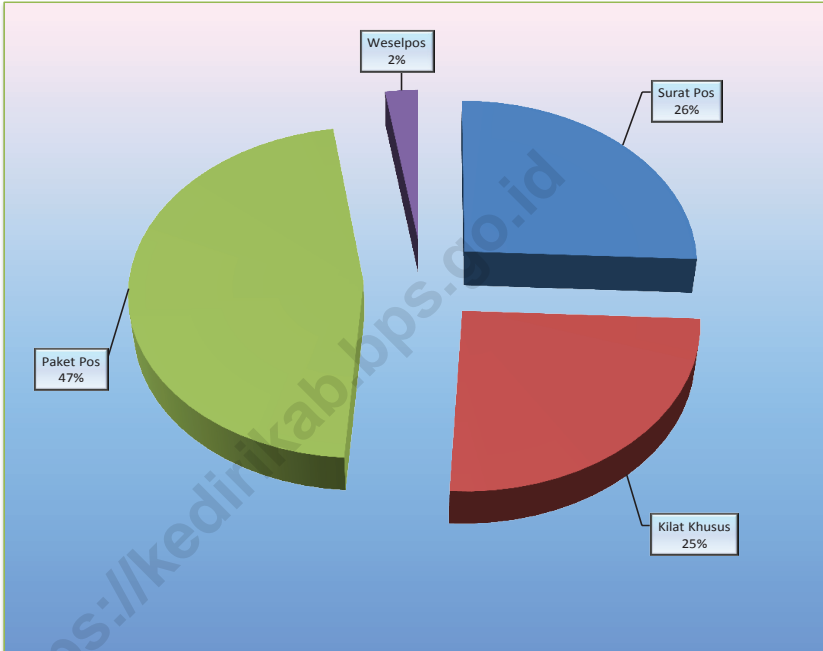


Sumber/Source: Dinas Perhubungan Kabupaten Kediri/ Department Transportation of Kediri Regency



**Gambar** 8.2  
**Figures**

**Benda Pos yang Terkirim di Kantor Pos Kediri (%), 2019**  
**Post Items Sent at the Kediri Post Office (%), 2019**



Sumber/Source: PT Pos Indonesia (Persero) Kantor Pos Kediri/ PT Pos Indonesia (Persero) Kediri Post Office

## 8.1 TRANSPORTASI TRANSPORTATION

**Tabel** 8.1.1 **Perkembangan Jalan dan Jembatan di Kabupaten Kediri, 2018-2019**  
**Table** 8.1.1 **Development of Roads and Bridges in Kediri Regency, 2018-2019**

| Uraian<br>Description  | Satuan<br>Unit | 2018     | 2019     |
|--|----------------|----------|----------|
| (1)  | (2)            | (3)      | (4)      |
| Total panjang jalan Kabupaten/ <i>Total length of Regency road</i>   | Km             | 1 224,20 | 1 224,20 |
| Panjang jalan mantap/ <i>The length of the road is steady</i>  | Km             | 1 119,72 | 1 129,06 |
| Persentase panjang jalan mantap/ <i>Percentage of road lengths steady</i>                                    | %              | 91,47    | 92,23    |
| Panjang jalan beraspal/ <i>The length of the road is paved</i>   | Km             | 1 224,20 | 1 224,20 |
| Persentase panjang jalan beraspal/ <i>Percentage of length of paved roads</i>                                | %              | 100,00   | 100,00   |
| Jumlah jembatan/ <i>Number of bridges</i>  | Buah           | 588      | 588      |
| Jumlah jembatan yang ditangani/ <i>Number of bridges handled</i>   | Buah           | 588      | 39       |
| Persentase jumlah jembatan yang ditangani/diganti/ <i>Percentage of number of bridges handled / replaced</i> | %              | 100,00   | 6,63     |
| Panjang Jembatan/ <i>Bridge Length</i>   | Meter          | 4 740,18 | 4 740,18 |
| Panjang Jembatan yang ditangani/ <i>Bridge length handled</i>  | Meter          | 262,80   | 666,81   |
| Persentase panjang jembatan yang ditangani/ <i>Percentage of bridge length handled</i>                       | %              | 5,54     | 14,07    |

Catatan/Note: \* Tidak termasuk jalan desa/ Not including village roads

Sumber/Source: Dinas Pekerjaan Umum Dan Penataan Ruang Kabupaten Kediri/ *Department of Public Works and Spatial Planning of Kediri Regency*

**Tabel**  
**Table** 8.1.2

**Panjang Jalan di Kabupaten Kediri menurut Jenis, Kondisi dan Kelas jalan (Km) , 2018-2019**  
**Length of Road in Kediri Regency by type, condition and class of road (Km), 2018-2019**

| Uraian<br><i>Description</i>                                    | Negara/ <i>Country</i> |      | Provinsi/ <i>Province</i> |      | Kabupaten/ <i>Regency</i> |          |
|---|------------------------|------|---------------------------|------|---------------------------|----------|
|   | 2018                   | 2019 | 2018                      | 2019 | 2018                      | 2019     |
| (1)   | (2)                    | (3)  | (4)                       | (5)  | (6)                       | (7)      |
| <b>Jenis permukaan jalan</b><br><b>Road surface type</b>        |                        |      |                           |      |                           |          |
| 1.1. Aspal/ <i>Asphalt</i>                                      | -                      | -    | -                         | -    | 1 224,20                  | 1 224,20 |
| 1.2. Kerikil/ <i>Gravel</i>                                     | -                      | -    | -                         | -    | -                         | -        |
| 1.3. Tanah/ <i>Soil</i>   | -                      | -    | -                         | -    | -                         | -        |
| 1.4. Lainnya/ <i>Others</i>                                     | -                      | -    | -                         | -    | -                         | -        |
| <b>Kondisi jalan (Aspal)</b><br><b>Road condition (Asphalt)</b> |                        |      |                           |      |                           |          |
| 2.1. Baik/ <i>Well</i>  | -                      | -    | -                         | -    | 1 079,01                  | 1 087,91 |
| 2.2. Sedang/ <i>Medium</i>                                      | -                      | -    | -                         | -    | 40,71                     | 41,15    |
| 2.3. Rusak/ <i>Broken</i>                                       | -                      | -    | -                         | -    | 104,47                    | 95,14    |
| 2.4. Makadam/ <i>Macadam</i>                                    | -                      | -    | -                         | -    | -                         | -        |
| <b>Kelas Jalan</b><br><b>Street Class</b>                       |                        |      |                           |      |                           |          |
| 3.1. Kelas I/ <i>Class I</i>                                    | -                      | -    | -                         | -    | -                         | -        |
| 3.2. Kelas II/ <i>Class II</i>                                  | -                      | -    | -                         | -    | -                         | -        |
| 3.3. Kelas III/ <i>Class III</i>                                | -                      | -    | -                         | -    | -                         | -        |
| 3.4. Kelas III A/ <i>Class III A</i>                            | -                      | -    | -                         | -    | -                         | -        |
| 3.5. Kelas III B/ <i>Class III B</i>                            | -                      | -    | -                         | -    | -                         | -        |
| 3.6. Kelas III C **/ <i>Class III C **</i>                      | -                      | -    | -                         | -    | 1 224,20                  | 1 224,20 |
| 3.7. Kelas tidak dirinci/<br><i>Classes are not specified</i>   | -                      | -    | -                         | -    | -                         | -        |

Catatan/Note: \*\* Kelas III C dengan beban maksimum 5 Ton/ *Class III C with maximum load of 5 Ton*

Sumber/Source: Dinas Pekerjaan Umum Dan Penataan Ruang Kabupaten Kediri/ *Department of Public Works and Spatial Planning of Kediri Regency*

**Tabel 8.1.3** Jumlah Kendaraan Bermotor di Kabupaten Kediri yang di Uji menurut Jenisnya, 2015-2019  
**Number of Motorized Vehicles in Kediri Regency Tested by Type, 2015-2019**

| Jenis Kendaraan<br><i>Transportation type</i>      | 2015          | 2016          | 2017          | 2018          | 2019       |
|--|---------------|---------------|---------------|---------------|------------|
| (1)  | (2)           | (3)           | (4)           | (5)           | (6)        |
| Truk/ <i>Truck</i>                                 | 11 134        | 11 515        | 11 471        | 11 345        | ...        |
| Pick Up/ <i>Pick up</i>                            | 11 029        | 12 658        | 13 345        | 13 799        | ...        |
| Bis/ <i>Bus</i>                                    | 120           | 178           | 177           | 147           | ...        |
| Microbus/ <i>Microbus</i>                          | 713           | 812           | 796           | 956           | ...        |
| Mobil Penumpang Umum/ <i>Public Passenger Cars</i> | 121           | 75            | 91            | 51            | ...        |
| Kereta Gandengan/ <i>Trailer</i>                   | 136           | 130           | 110           | 73            | ...        |
| Kereta Tempelan/ <i>Railroad Vehices</i>           | 2             | 11            | 13            | 25            | ...        |
| Kendaraan Khusus/ <i>Special Vehicles</i>          | 3             | 1             | 2             | 1             | ...        |
| Truk Tangki/ <i>Tanker</i>                         | 26            | 48            | 28            | 74            | ...        |
| <b>Kabupaten Kediri</b>                            | <b>23 284</b> | <b>25 428</b> | <b>26 033</b> | <b>26 471</b> | <b>...</b> |

Catatan/Note: ... Data tidak tersedia/ *Data not available*

Sumber/Source: Balai Pengujian Kendaraan Bermotor Kediri/ *Kediri Motor Vehicle Testing Center*

**Tabel**  
**Table** 8.1.4

**Jumlah Kendaraan Bermotor Wajib Uji di Kabupaten  
Kediri menurut Bulan dan Jenisnya, 2018-2019**  
*Number of Motor Vehicles Compulsory Test in Kediri  
Regency by Month and Type, 2018-2019*

| Bulan<br>Month          | Jenis Kendaraan/ Transportation type |           |                            |          |                 |            |                            |             |
|-------------------------|--------------------------------------|-----------|----------------------------|----------|-----------------|------------|----------------------------|-------------|
|                         | Mobil Penumpang / Passenger car      |           |                            |          | Mobil Bis / Bus |            |                            |             |
|                         | Umum / Public                        |           | Bukan Umum /<br>Not Public |          | Umum / Public   |            | Bukan Umum /<br>Not Public |             |
|                         | 2018                                 | 2019      | 2018                       | 2019     | 2018            | 2019       | 2018                       | 2019        |
| (1)                     | (2)                                  | (3)       | (4)                        | (5)      | (6)             | (7)        | (8)                        | (9)         |
| Januari/ January        | 4                                    | 2         | -                          | -        | 13              | 16         | 99                         | 103         |
| Februari/ February      | 7                                    | 4         | -                          | -        | 13              | 13         | 66                         | 72          |
| Maret/ March            | 2                                    | -         | -                          | -        | 14              | 15         | 96                         | 85          |
| April/ April            | 1                                    | 2         | 5                          | -        | 3               | 9          | 48                         | 84          |
| Mei/ May                | 11                                   | -         | -                          | -        | 24              | 32         | 74                         | 110         |
| Juni/ June              | -                                    | -         | -                          | -        | 28              | 7          | 40                         | 73          |
| Juli/ July              | 2                                    | 1         | -                          | -        | 31              | 20         | 108                        | 112         |
| Agustus/ August         | 1                                    | 3         | 1                          | -        | 11              | 5          | 55                         | 63          |
| September/ September    | 5                                    | -         | -                          | -        | 21              | 18         | 73                         | 79          |
| Oktober/ October        | 8                                    | 1         | -                          | -        | 12              | 7          | 71                         | 73          |
| Nopember/ November      | 5                                    | 6         | -                          | -        | 11              | 29         | 99                         | 100         |
| Desember/ December      | 1                                    | -         | -                          | -        | 14              | 9          | 77                         | 80          |
| <b>Kabupaten Kediri</b> | <b>47</b>                            | <b>19</b> | <b>6</b>                   | <b>-</b> | <b>195</b>      | <b>180</b> | <b>906</b>                 | <b>1034</b> |

Lanjutan Tabel/Continued Table 8.1.4

| Bulan<br>Month          | Jenis Kendaraan/ Transportation type |              |                         |               |                                     |              |                         |              |
|-------------------------|--------------------------------------|--------------|-------------------------|---------------|-------------------------------------|--------------|-------------------------|--------------|
|                         | Mobil Barang / Freight cars          |              |                         |               | Kendaraan Khusus / Special Vehicles |              |                         |              |
|                         | Umum / Public                        |              | Bukan Umum / Not Public |               | Umum / Public                       |              | Bukan Umum / Not Public |              |
| (1)                     | 2018<br>(10)                         | 2019<br>(11) | 2018<br>(12)            | 2019<br>(13)  | 2018<br>(14)                        | 2019<br>(15) | 2018<br>(16)            | 2019<br>(17) |
| Januari/ January        | 329                                  | 398          | 1 716                   | 1 850         | -                                   | 2            | -                       | -            |
| Februari/ February      | 279                                  | 300          | 1 795                   | 1 713         | 7                                   | -            | -                       | -            |
| Maret/ March            | 317                                  | 403          | 1 802                   | 1 603         | 9                                   | -            | -                       | -            |
| April/ April            | 412                                  | 312          | 1 897                   | 2 227         | 4                                   | -            | -                       | -            |
| Mei/ May                | 577                                  | 538          | 1 892                   | 1 886         | -                                   | -            | -                       | -            |
| Juni/ June              | 246                                  | 200          | 1 247                   | 1 210         | -                                   | -            | -                       | -            |
| Juli/ July              | 361                                  | 331          | 1 846                   | 2 039         | -                                   | -            | 8                       | -            |
| Agustus/ August         | 264                                  | 335          | 1 898                   | 1 776         | -                                   | -            | -                       | -            |
| September/ September    | 299                                  | 276          | 1 690                   | 1 774         | -                                   | -            | -                       | -            |
| Oktober/ October        | 291                                  | 314          | 2 169                   | 2 030         | -                                   | 2            | -                       | -            |
| Nopember/ November      | 425                                  | 276          | 1 800                   | 1 900         | -                                   | -            | -                       | -            |
| Desember/ December      | 378                                  | 213          | 1 259                   | 1 366         | 1                                   | 1            | 1                       | -            |
| <b>Kabupaten Kediri</b> | <b>4 178</b>                         | <b>3 896</b> | <b>21 011</b>           | <b>21 374</b> | <b>21</b>                           | <b>5</b>     | <b>9</b>                | <b>-</b>     |

Lanjutan Tabel/*Continued Table* 8.1.4

| Bulan<br><i>Month</i>       | Jenis Kendaraan/ <i>Transportation type</i> |              |                                |              |  |              |                                |              |
|-----------------------------|---|--------------|--------------------------------|--------------|--|--------------|--------------------------------|--------------|
|                             | Kereta Gandengan / <i>Double Truck</i>      |              |                                |              | Kereta Tempelan / <i>Container Truck</i> |              |                                |              |
|                             | Umum / <i>Public</i>                        |              | Bukan Umum / <i>Not Public</i> |              | Umum / <i>Public</i>                     |              | Bukan Umum / <i>Not Public</i> |              |
| (1)                         | 2018<br>(18)                                | 2019<br>(19) | 2018<br>(20)                   | 2019<br>(21) | 2018<br>(22)                             | 2019<br>(23) | 2018<br>(24)                   | 2019<br>(25) |
| Januari/ <i>January</i>     | 9   | 13           | -                              | -            | -  | -            | -                              | -            |
| Februari/ <i>February</i>   | 4   | 2            | 1                              | -            | 1  | 4            | 2                              | -            |
| Maret/ <i>March</i>         | 10  | 7            | -                              | -            | -  | 1            | -                              | -            |
| April/ <i>April</i>         | 10  | 5            | -                              | -            | 1  | 3            | -                              | -            |
| Mei/ <i>May</i>             | 5   | 11           | -                              | -            | 4  | 4            | -                              | -            |
| Juni/ <i>June</i>           | -   | 4            | 4                              | -            | 1  | -            | 1                              | -            |
| Juli/ <i>July</i>           | 11  | 6            | -                              | -            | 2  | 2            | -                              | -            |
| Agustus/ <i>August</i>      | 4   | 4            | -                              | -            | 4  | 4            | -                              | -            |
| September/ <i>September</i> | 2   | 4            | -                              | 1            | -  | 1            | 2                              | 1            |
| Oktober/ <i>October</i>     | 2   | 9            | -                              | -            | 3  | 1            | -                              | -            |
| Nopember/ <i>November</i>   | 5   | 3            | -                              | 3            | 5  | 3            | -                              | 5            |
| Desember/ <i>December</i>   | 5   | 5            | -                              | -            | 1  | 1            | -                              | -            |
| <b>Kabupaten Kediri</b>     | <b>67</b>                                   | <b>73</b>    | <b>5</b>                       | <b>4</b>     | <b>22</b>                                | <b>24</b>    | <b>5</b>                       | <b>6</b>     |

Catatan/Note: ...

Sumber/Source: Balai Pengujian Kendaraan Bermotor Kediri/ *Kediri Motor Vehicle Testing Center*

**Tabel 8.1.5** Jumlah Kendaraan Bermotor Lulus Uji di Kabupaten Kediri menurut Bulan dan Jenisnya, 2018-2019  
**Table 8.1.5** Number of Motor Vehicles Passed Test in Kediri Regency by Month and Type, 2018-2019

| Bulan<br>Month          | Jenis Kendaraan/ Transportation type |           |                         |          |                 |            |                         |            |
|-------------------------|--------------------------------------|-----------|-------------------------|----------|-----------------|------------|-------------------------|------------|
|                         | Mobil Penumpang / Passenger car      |           |                         |          | Mobil Bis / Bus |            |                         |            |
|                         | Umum / Public                        |           | Bukan Umum / Not Public |          | Umum / Public   |            | Bukan Umum / Not Public |            |
| (1)                     | 2018 (2)                             | 2019 (3)  | 2018 (4)                | 2019 (5) | 2018 (6)        | 2019 (7)   | 2018 (8)                | 2019 (9)   |
| Januari/ January        | 4                                    | 2         | -                       | -        | 11              | 13         | 91                      | 101        |
| Februari/ February      | 6                                    | 4         | -                       | -        | 12              | 13         | 63                      | 69         |
| Maret/ March            | 2                                    | -         | -                       | -        | 12              | 14         | 88                      | 79         |
| April/ April            | -                                    | 2         | 5                       | -        | 1               | 7          | 43                      | 82         |
| Mei/ May                | 11                                   | -         | -                       | -        | 22              | 31         | 67                      | 107        |
| Juni/ June              | -                                    | -         | -                       | -        | 24              | 6          | 37                      | 68         |
| Juli/ July              | 2                                    | 1         | -                       | -        | 29              | 16         | 100                     | 109        |
| Agustus/ August         | 1                                    | 3         | 1                       | -        | 10              | 4          | 51                      | 60         |
| September/ September    | 4                                    | -         | -                       | -        | 19              | 17         | 67                      | 73         |
| Oktober/ October        | 8                                    | 1         | -                       | -        | 11              | 6          | 68                      | 68         |
| Nopember/ November      | 4                                    | 6         | -                       | -        | 11              | 27         | 99                      | 97         |
| Desember/ December      | 1                                    | -         | -                       | -        | 14              | 7          | 71                      | 76         |
| <b>Kabupaten Kediri</b> | <b>43</b>                            | <b>19</b> | <b>6</b>                | <b>-</b> | <b>176</b>      | <b>161</b> | <b>845</b>              | <b>989</b> |



Lanjutan Tabel/*Continued Table* 8.1.5

| Bulan<br>Month              | Jenis Kendaraan/ <i>Transportation type</i> |              |                                |               |  |              |                                |              |
|-----------------------------|---|--------------|--------------------------------|---------------|--|--------------|--------------------------------|--------------|
|                             | Mobil Barang / <i>Freight cars</i>          |              |                                |               | Kendaraan Khusus / <i>Special Vehicles</i> |              |                                |              |
|                             | Umum / <i>Public</i>                        |              | Bukan Umum / <i>Not Public</i> |               | Umum / <i>Public</i>                       |              | Bukan Umum / <i>Not Public</i> |              |
| (1)                         | 2018<br>(10)                                | 2019<br>(11) | 2018<br>(12)                   | 2019<br>(13)  | 2018<br>(14)                               | 2019<br>(15) | 2018<br>(16)                   | 2019<br>(17) |
| Januari/ <i>January</i>     | 306   | 390          | 1 600                          | 1 792         | -  | 2            | -                              | -            |
| Februari/ <i>February</i>   | 245   | 290          | 1 720                          | 1 649         | 5  | -            | -                              | -            |
| Maret/ <i>March</i>         | 294   | 394          | 1 716                          | 1 539         | 3  | -            | -                              | -            |
| April/ <i>April</i>         | 387   | 296          | 1 794                          | 2 154         | -  | -            | -                              | -            |
| Mei/ <i>May</i>             | 548   | 526          | 1 775                          | 1 831         | -  | -            | -                              | -            |
| Juni/ <i>June</i>           | 238   | 191          | 1 212                          | 1 171         | -  | -            | -                              | -            |
| Juli/ <i>July</i>           | 345   | 317          | 1 762                          | 1 955         | -  | -            | 6                              | -            |
| Agustus/ <i>August</i>      | 251   | 312          | 1 836                          | 1 705         | -  | -            | -                              | -            |
| September/ <i>September</i> | 279   | 260          | 1 632                          | 1 705         | -  | -            | -                              | -            |
| Oktober/ <i>October</i>     | 285   | 293          | 2 083                          | 1 954         | -  | 2            | -                              | -            |
| November/ <i>November</i>   | 411   | 261          | 1 761                          | 1 839         | -  | -            | -                              | -            |
| Desember/ <i>December</i>   | 372   | 196          | 1 217                          | 1 311         | 1  | 1            | 1                              | -            |
| <b>Kabupaten Kediri</b>     | <b>3 961</b>                                | <b>3 726</b> | <b>20 108</b>                  | <b>20 605</b> | <b>9</b>                                   | <b>5</b>     | <b>7</b>                       | <b>-</b>     |

Lanjutan Tabel/Continued Table 8.1.5

| Bulan<br>Month          | Jenis Kendaraan/ Transportation type |           |                         |          |                                   |           |                         |          |
|-------------------------|--------------------------------------|-----------|-------------------------|----------|-----------------------------------|-----------|-------------------------|----------|
|                         | Kereta Gandengan / Double Truck      |           |                         |          | Kereta Tempelan / Container Truck |           |                         |          |
|                         | Umum / Public                        |           | Bukan Umum / Not Public |          | Umum / Public                     |           | Bukan Umum / Not Public |          |
|                         | 2018                                 | 2019      | 2018                    | 2019     | 2018                              | 2019      | 2018                    | 2019     |
| (1)                     | (18)                                 | (19)      | (20)                    | (21)     | (22)                              | (23)      | (24)                    | (25)     |
| Januari/ January        | 9                                    | 13        | -                       | -        | -                                 | -         | -                       | -        |
| Februari/ February      | 2                                    | 1         | 1                       | -        | 1                                 | 4         | 2                       | -        |
| Maret/ March            | 9                                    | 7         | -                       | -        | -                                 | 1         | -                       | -        |
| April/ April            | 10                                   | 3         | -                       | -        | 1                                 | 2         | -                       | -        |
| Mei/ May                | 4                                    | 11        | -                       | -        | 4                                 | 4         | -                       | -        |
| Juni/ June              | -                                    | 4         | 2                       | -        | 1                                 | -         | 1                       | -        |
| Juli/ July              | 10                                   | 6         | -                       | -        | 2                                 | 2         | -                       | -        |
| Agustus/ August         | 4                                    | 4         | -                       | -        | 4                                 | 4         | -                       | -        |
| September/ September    | 2                                    | 4         | -                       | 1        | -                                 | 1         | 2                       | 1        |
| Oktober/ October        | 2                                    | 8         | -                       | -        | 3                                 | 1         | -                       | -        |
| Nopember/ November      | 5                                    | 3         | -                       | 3        | 5                                 | 3         | -                       | 5        |
| Desember/ December      | 5                                    | 2         | -                       | -        | 1                                 | 1         | -                       | -        |
| <b>Kabupaten Kediri</b> | <b>62</b>                            | <b>66</b> | <b>3</b>                | <b>4</b> | <b>22</b>                         | <b>23</b> | <b>5</b>                | <b>6</b> |

Catatan/Note: ...

Sumber/Source: Balai Pengujian Kendaraan Bermotor Kediri/ Kediri Motor Vehicle Testing Center

**Tabel**  
**Table** 8.1.6

**Jumlah Kendaraan Bermotor Tidak Lulus Uji di Kabupaten Kediri menurut Bulan dan Jenisnya, 2018-2019**  
**Number of Motor Vehicles Not Passed Test in Kediri Regency by Month and Type, 2018-2019**

| Bulan<br>Month          | Jenis Kendaraan/ Transportation type |          |                         |          |                 |           |                         |           |
|-------------------------|--------------------------------------|----------|-------------------------|----------|-----------------|-----------|-------------------------|-----------|
|                         | Mobil Penumpang / Passenger car      |          |                         |          | Mobil Bis / Bus |           |                         |           |
|                         | Umum / Public                        |          | Bukan Umum / Not Public |          | Umum / Public   |           | Bukan Umum / Not Public |           |
|                         | 2018                                 | 2019     | 2018                    | 2019     | 2018            | 2019      | 2018                    | 2019      |
| (1)                     | (2)                                  | (3)      | (4)                     | (5)      | (6)             | (7)       | (8)                     | (9)       |
| Januari/ January        | -                                    | -        | -                       | -        | 2               | 3         | 8                       | 2         |
| Februari/ February      | 1                                    | -        | -                       | -        | 1               | -         | 3                       | 3         |
| Maret/ March            | -                                    | -        | -                       | -        | 2               | 1         | 8                       | 6         |
| April/ April            | 1                                    | -        | -                       | -        | 2               | 2         | 5                       | 2         |
| Mei/ May                | -                                    | 6        | -                       | -        | 2               | 1         | 7                       | 3         |
| Juni/ June              | -                                    | -        | -                       | -        | 4               | 1         | 3                       | 5         |
| Juli/ July              | -                                    | -        | -                       | -        | 2               | 4         | 8                       | 3         |
| Agustus/ August         | -                                    | -        | -                       | -        | 1               | 1         | 4                       | 3         |
| September/ September    | 1                                    | -        | -                       | -        | 2               | 1         | 6                       | 6         |
| Oktober/ October        | -                                    | -        | -                       | -        | 1               | 2         | 3                       | 3         |
| Nopember/ November      | 1                                    | -        | -                       | -        | -               | 2         | -                       | 3         |
| Desember/ December      | -                                    | -        | -                       | -        | -               | 2         | 6                       | 4         |
| <b>Kabupaten Kediri</b> | <b>4</b>                             | <b>6</b> | <b>-</b>                | <b>-</b> | <b>19</b>       | <b>20</b> | <b>61</b>               | <b>43</b> |

Lanjutan Tabel/Continued Table 8.1.6

| Bulan<br>Month          | Jenis Kendaraan/ Transportation type |              |                         |              |                                     |              |                         |              |
|-------------------------|--------------------------------------|--------------|-------------------------|--------------|-------------------------------------|--------------|-------------------------|--------------|
|                         | Mobil Barang / Freight cars          |              |                         |              | Kendaraan Khusus / Special Vehicles |              |                         |              |
|                         | Umum / Public                        |              | Bukan Umum / Not Public |              | Umum / Public                       |              | Bukan Umum / Not Public |              |
| (1)                     | 2018<br>(10)                         | 2019<br>(11) | 2018<br>(12)            | 2019<br>(13) | 2018<br>(14)                        | 2019<br>(15) | 2018<br>(16)            | 2019<br>(17) |
| Januari/ January        | 23                                   | 8            | 116                     | 58           | -                                   | -            | -                       | -            |
| Februari/ February      | 34                                   | 10           | 75                      | 64           | 2                                   | -            | -                       | -            |
| Maret/ March            | 23                                   | 9            | 86                      | 64           | 6                                   | -            | -                       | -            |
| April/ April            | 25                                   | 16           | 103                     | 73           | 4                                   | -            | -                       | -            |
| Mei/ May                | 29                                   | 12           | 117                     | 55           | -                                   | -            | -                       | -            |
| Juni/ June              | 8                                    | 9            | 35                      | 39           | -                                   | -            | -                       | -            |
| Juli/ July              | 16                                   | 14           | 84                      | 84           | -                                   | -            | 2                       | -            |
| Agustus/ August         | 13                                   | 23           | 62                      | 71           | -                                   | -            | -                       | -            |
| September/ September    | 20                                   | 16           | 58                      | 69           | -                                   | -            | -                       | -            |
| Oktober/ October        | 6                                    | 15           | 86                      | 61           | -                                   | -            | -                       | -            |
| November/ November      | 14                                   | 15           | 39                      | 61           | -                                   | -            | -                       | -            |
| Desember/ December      | 6                                    | 17           | 42                      | 55           | -                                   | -            | -                       | -            |
| <b>Kabupaten Kediri</b> | <b>217</b>                           | <b>164</b>   | <b>903</b>              | <b>754</b>   | <b>12</b>                           | <b>-</b>     | <b>2</b>                | <b>-</b>     |

Lanjutan Tabel/*Continued Table* 8.1.6

| Bulan<br>Month              | Jenis Kendaraan/ <i>Transportation type</i> |              |                                |              |  |              |                                |              |
|-----------------------------|---|--------------|--------------------------------|--------------|--|--------------|--------------------------------|--------------|
|                             | Kereta Gandengan / <i>Double Truck</i>      |              |                                |              | Kereta Tempelan / <i>Container Truck</i> |              |                                |              |
|                             | Umum / <i>Public</i>                        |              | Bukan Umum / <i>Not Public</i> |              | Umum / <i>Public</i>                     |              | Bukan Umum / <i>Not Public</i> |              |
| (1)                         | 2018<br>(18)                                | 2019<br>(19) | 2018<br>(20)                   | 2019<br>(21) | 2018<br>(22)                             | 2019<br>(23) | 2018<br>(24)                   | 2019<br>(25) |
| Januari/ <i>January</i>     | -   | -            | -                              | -            | -  | -            | -                              | -            |
| Februari/ <i>February</i>   | 2   | 1            | -                              | -            | -  | -            | -                              | -            |
| Maret/ <i>March</i>         | 1   | -            | -                              | -            | -  | -            | -                              | -            |
| April/ <i>April</i>         | -   | 2            | -                              | -            | -  | 1            | -                              | -            |
| Mei/ <i>May</i>             | 1   | -            | -                              | -            | -  | -            | -                              | -            |
| Juni/ <i>June</i>           | -   | -            | 2                              | -            | -  | -            | -                              | -            |
| Juli/ <i>July</i>           | 1   | -            | -                              | -            | -  | -            | -                              | -            |
| Agustus/ <i>August</i>      | -   | -            | -                              | -            | -  | -            | -                              | -            |
| September/ <i>September</i> | -   | -            | -                              | -            | -  | -            | -                              | -            |
| Oktober/ <i>October</i>     | -   | -            | -                              | -            | -  | -            | -                              | -            |
| Nopember/ <i>November</i>   | -   | -            | -                              | -            | -  | -            | -                              | -            |
| Desember/ <i>December</i>   | -   | 3            | -                              | -            | -  | -            | -                              | -            |
| <b>Kabupaten Kediri</b>     | <b>5</b>                                    | <b>6</b>     | <b>2</b>                       | <b>-</b>     | <b>-</b>                                 | <b>1</b>     | <b>-</b>                       | <b>-</b>     |

Catatan/*Note*: ...Sumber/*Source*: Balai Pengujian Kendaraan Bermotor Kediri/ *Kediri Motor Vehicle Testing Center*

**Tabel** 8.1.7 **Jumlah Kendaraan Angkutan Jalan Raya di Kabupaten Kediri, 2015 - 2019**  
**Table** 8.1.7 **Number of Road Freight Vehicles in Kediri Regency, 2015 - 2019**

| <b>Uraian</b><br><b>Description</b>  | <b>2015</b>   | <b>2016</b>   | <b>2017</b>   | <b>2018</b>   | <b>2019</b>   |
|--|---------------|---------------|---------------|---------------|---------------|
| (1)  | (2)           | (3)           | (4)           | (5)           | (6)           |
| <b>Kendaraan Bermotor</b><br><b>Motor vehicle</b>                          | <b>12 209</b> | <b>12 765</b> | <b>26 033</b> | <b>26 471</b> | <b>26 613</b> |
| 1.1. Mobil Penumpang/<br><i>Passenger car</i>                              | 121           | 130           | 91            | 51            | 19            |
| 1.2. Mobil Bus / Bus   | 833           | 990           | 973           | 1 103         | 1 214         |
| 1.3. Mobil Barang /<br><i>Freight cars</i>                                 | 11 134        | 11 515        | 24 816        | 25 218        | 25 271        |
| 1.4. Kendaraan Khusus /<br><i>Special Vehicles</i>                         | -             | -             | 30            | 1             | 3             |
| 1.5. Kereta Gandeng /<br><i>Double Truck</i>                               | 121           | 130           | 110           | 73            | 76            |
| 1.6. Kereta Tempel /<br><i>Container Truck</i>                             | -             | -             | 13            | 25            | 30            |
| <b>Kendaraan Tidak</b><br><b>bermotor</b><br><b>Non-motorized vehicles</b> | <b>1 272</b>  | <b>1 234</b>  | <b>1 234</b>  | <b>1 234</b>  | <b>1 234</b>  |
| 1.1. Becak / <i>Pedicap</i>  | 1 230         | 1 196         | 1 196         | 1 196         | 1 196         |
| 1.2. Dokar / <i>Horse Drawn Buggy</i>                                      | 36            | 32            | 32            | 32            | 32            |
| 1.3. Cikar / <i>Cart</i>   | 6             | 6             | 6             | 6             | 6             |
| <b>Kabupaten Kediri</b>  | <b>13 481</b> | <b>13 999</b> | <b>27 267</b> | <b>27 705</b> | <b>27 847</b> |

Catatan/Note: ...

Sumber/Source: Dinas Perhubungan Kabupaten Kediri / Department Transportation of Kediri Regency

## 8.2 KOMUNIKASI COMMUNICATION

**Tabel 8.2.1** Jumlah Kantor Pos Cabang dan Tempat Pelayanan Pos Lainnya di Kantor Pos Kediri, 2015-2019  
*Number of Post Office Branches and Other Postal Service Venues in Kediri Post Office, 2015-2019*

| Jenis Kantor Pos<br>Type of Post Office                           | 2015      | 2016      | 2017      | 2018      | 2019      |
|---|-----------|-----------|-----------|-----------|-----------|
| (1)   | (2)       | (3)       | (4)       | (5)       | (6)       |
| Kantor Pos Cabang/ Branch Post Office                             | 29        | 29        | 29        | 29        | 29        |
| Kantor Pos Desa/ Village Post Office                              | -         | -         | -         | -         | -         |
| Pos Desa/ Village Post  | -         | -         | -         | -         | -         |
| Rumah Pos/ Post house   | -         | -         | -         | -         | -         |
| Pos Keliling Kota/ City post                                      | -         | -         | -         | -         | -         |
| Pos Keliling Desa/ Post Around the Village                        | -         | -         | -         | -         | -         |
| Pos Sarling/ Pos Sarling  | -         | -         | -         | -         | -         |
| Pos Sekolah/ Pos Pesantren/ School Post /<br>Boarding School Post | -         | -         | -         | -         | -         |
| Agen Pos/ Postal Agent  | 47        | 47        | 47        | 38        | 38        |
| Agen Pos Desa/ Village Post Agent                                 | -         | -         | -         | -         | -         |
| Agen Pos Koperasi/ Cooperative Post Agent                         | -         | -         | -         | -         | -         |
| Dipo Benda Pos dan Meterai/ Postage and<br>Seals                  | -         | -         | -         | -         | -         |
| Loket Ekstensi/ Extension Counter                                 | 6         | 5         | 6         | 6         | 6         |
| <b>Kabupaten Kediri</b>   | <b>82</b> | <b>81</b> | <b>82</b> | <b>73</b> | <b>73</b> |

Catatan/Note: ...

Sumber/Source: PT Pos Indonesia (Persero) Kantor Pos Kediri/ PT Pos Indonesia (Persero) Kediri Post Office

**Tabel** 8.2.2 **Jumlah Benda-benda Pos Terkirim menurut Jenisnya di Kantor Pos Kediri, 2015-2019**  
**Number of Post Items Sent by Type in Kediri Post Office, 2015-2019**

| Jenis Benda Pos<br>Type of Postal Items    | 2015           | 2016           | 2017           | 2018           | 2019           |
|--|----------------|----------------|----------------|----------------|----------------|
| (1)  | (2)            | (3)            | (4)            | (5)            | (6)            |
| <i>Kiriman Biasa/ Ordinary Shipment</i>    |                |                |                |                |                |
| 1.1. Surat/ Letter                         | 243 950        | 183 917        | 179 439        | 179 439        | 204 299        |
| 1.2. * Aerogram/<br>Aerogram               | -              | -              | -              | -              | -              |
| 1.3. * Warkat Pos/ Postal<br>Items         | -              | -              | -              | -              | -              |
| 1.4. Kartu Pos/ Postcard                   | 3 100          | 10 221         | -              | -              | -              |
| 1.5. * Barang Cetak/ Printed<br>goods      | -              | -              | -              | -              | -              |
| <i>Kiriman Tercatat/ Registered Mails</i>  |                |                |                |                |                |
| 2.1. Tercatat Biasa/ Noted<br>ordinary     | -              | 1 660          | -              | -              | -              |
| 2.2. Tercatat Kilat/<br>Lightning Recorded | -              | -              | -              | -              | -              |
| 2.3. Kilat Khusus/ Special<br>Lightning    | 97 066         | 273 165        | 171 700        | 113 005        | 200 125        |
| 2.4. Paket Pos/ Post<br>Package            | 27 894         | 54 650         | 143 161        | 339 468        | 369 478        |
| 2.5. Weselpos/ Weselpos                    | 26 233         | 29 793         | 24 790         | 18 061         | 19 516         |
| <b>Kabupaten Kediri</b>                    | <b>398 243</b> | <b>553 406</b> | <b>519 090</b> | <b>649 973</b> | <b>793 418</b> |

Catatan/Note: \* Layanan sudah ditutup/ Service is closed

Sumber/Source: PT Pos Indonesia (Persero) Kantor Pos Kediri/ PT Pos Indonesia (Persero) Kediri Post Office



**Tabel**  
**Table** 8.2.3

**Lalu lintas Surat Pos Dalam Negeri menurut Bulan di Kantor Pos Kediri, 2018-2019**  
**Domestic Letter Post traffic by month in Kediri Post Office, 2018-2019**

| Bulan<br>Month          | Biasa / Ordinary Letter |               |                 |               | Kilat / Express Letter |                |                 |                |
|-------------------------|-------------------------|---------------|-----------------|---------------|------------------------|----------------|-----------------|----------------|
|                         | Kirim / Send            |               | Terima / Accept |               | Kirim / Send           |                | Terima / Accept |                |
|                         | 2018                    | 2019          | 2018            | 2019          | 2018                   | 2019           | 2018            | 2019           |
| (1)                     | (2)                     | (3)           | (4)             | (5)           | (6)                    | (7)            | (8)             | (9)            |
| Januari / January       | 18 124                  | 6 273         | 3 452           | 6 444         | 41 982                 | 52 791         | 58 563          | 83 311         |
| Februari / February     | 9 667                   | 6 223         | 1 720           | 6 369         | 39 069                 | 52 324         | 59 030          | 83 336         |
| Maret / March           | 14 638                  | 6 228         | 5 622           | 6 359         | 44 531                 | 52 306         | 69 430          | 83 261         |
| April / April           | 1 020                   | 6 303         | 9 450           | 6 427         | 42 322                 | 52 326         | 61 190          | 83 286         |
| Mei / May               | 840                     | 6 318         | 15 189          | 6 427         | 46 781                 | 52 266         | 65 481          | 83 327         |
| Juni / June             | 6 765                   | 6 288         | 13 144          | 6 349         | 32 359                 | 52 268         | 50 454          | 83 344         |
| Juli / July             | 13 373                  | 6 310         | 7 056           | 6 426         | 54 489                 | 52 276         | 86 404          | 83 431         |
| Agustus / August        | 2 584                   | 6 298         | 1 564           | 6 430         | 55 106                 | 52 327         | 82 522          | 83 236         |
| September / September   | 668                     | 6 306         | 2 413           | 6 486         | 50 419                 | 52 246         | 70 469          | 83 278         |
| Oktober / October       | 715                     | 6 223         | 6 516           | 6 369         | 62 070                 | 52 281         | 78 650          | 83 339         |
| Nopember / November     | 157                     | 6 275         | 2 245           | 6 404         | 54 913                 | 52 301         | 73 959          | 83 286         |
| Desember / December     | 662                     | 6 163         | 2 014           | 6 358         | 55 163                 | 52 316         | 72 996          | 83 322         |
| <b>Kabupaten Kediri</b> | <b>69 213</b>           | <b>75 208</b> | <b>70 385</b>   | <b>76 848</b> | <b>579 204</b>         | <b>627 528</b> | <b>829 148</b>  | <b>999 757</b> |

Catatan/Note: ...

Sumber/Source: PT Pos Indonesia (Persero) Kantor Pos Kediri / PT Pos Indonesia (Persero) Kediri Post Office

**Tabel 8.2.4** Jumlah Penerimaan Surat, Wesel Pos, Paket Pos dan Giro menurut Bulan di Kantor Pos Kediri, 2018-2019  
**Number of Mail Receipts, Postal Notes, Post and Giro Packages by Month in Kediri Post Office, 2018-2019**

| Bulan<br>Month          | Surat<br>Letter |                | Wesel Pos<br>Postal Notes |               | Paket Pos<br>Post Packages |                | Giro     |          |
|-------------------------|-----------------|----------------|---------------------------|---------------|----------------------------|----------------|----------|----------|
|                         | 2018            | 2019           | 2018                      | 2019          | 2018                       | 2019           | 2018     | 2019     |
| (1)                     | (2)             | (3)            | (4)                       | (5)           | (6)                        | (7)            | (8)      | (9)      |
| Januari/ January        | 46 850          | 52 291         | 7 592                     | 7 864         | 11 713                     | 30 614         | -        | -        |
| Februari/ February      | 50 176          | 52 324         | 7 490                     | 6 868         | 8 855                      | 30 434         | -        | -        |
| Maret/ March            | 56 933          | 52 306         | 7 761                     | 7 550         | 12 497                     | 30 467         | -        | -        |
| April/ April            | 50 788          | 52 326         | 7 758                     | 7 477         | 10 402                     | 31 144         | -        | -        |
| Mei/ May                | 56 314          | 52 266         | 7 258                     | 8 944         | 9 167                      | 30 814         | -        | -        |
| Juni/ June              | 39 859          | 52 268         | 6 664                     | 4 169         | 10 595                     | 30 824         | -        | -        |
| Juli/ July              | 72 579          | 52 276         | 6 319                     | 6 755         | 13 825                     | 30 801         | -        | -        |
| Agustus/ August         | 63 542          | 52 327         | 6 981                     | 7 039         | 18 980                     | 30 989         | -        | -        |
| September/ September    | 57 785          | 52 246         | 6 694                     | 6 688         | 12 684                     | 30 814         | -        | -        |
| Oktober/ October        | 63 707          | 52 281         | 7 221                     | 6 677         | 14 944                     | 30 822         | -        | -        |
| Nopember/ November      | 58 428          | 52 301         | 6 180                     | 5 904         | 15 531                     | 30 864         | -        | -        |
| Desember/ December      | 57 667          | 52 316         | 6 117                     | 6 909         | 15 329                     | 30 891         | -        | -        |
| <b>Kabupaten Kediri</b> | <b>674 628</b>  | <b>627 528</b> | <b>84 035</b>             | <b>82 844</b> | <b>154 522</b>             | <b>369 478</b> | <b>-</b> | <b>-</b> |

Catatan/Note: ...

Sumber/Source: PT Pos Indonesia (Persero) Kantor Pos Kediri/ PT Pos Indonesia (Persero) Kediri Post Office

**Tabel**  
**Table** 8.2.5

**Frekuensi Kegiatan Operasional Komunikasi dan Informasi menurut Jenisnya di Kabupaten Kediri, 2015-2019**  
*Frequency of Communication and Information Operational Activities by Type in Kediri Regency, 2015-2019*

| <b>Jenis Kegiatan</b><br><b>Type of activity</b>                   | <b>2015</b> | <b>2016</b> | <b>2017</b> | <b>2018</b> | <b>2019</b> |
|--|-------------|-------------|-------------|-------------|-------------|
| (1)  | (2)         | (3)         | (4)         | (5)         | (6)         |
| <i>Lisan/ Oral</i>   |             |             |             |             |             |
| 1.1. Bako Inmas  | 6           | 3           | 4           | 6           | 2           |
| 1.2. Pembinaan Juru Infokom/<br><i>Construction of Influencers</i> | -           | 12          | -           | -           | -           |
| 1.3. Siaran Keliling/<br><i>Circulars</i>                          | 12          | 18          | 17          | -           | -           |
| 1.4. Kawal Depan/<br><i>Front Guard</i>                            | 9           | 12          | 6           | -           | -           |
| 1.5. Radio   | 1           | 4           | -           | -           | -           |
| <i>Audio Visual</i>  |             |             |             |             |             |
| 2.1. Film  | 2           | 2           | 352         | 440         | 904         |
| 2.2. Pameran/<br><i>Exhibition</i>                                 | 5           | 2           | 3           | 2           | 2           |
| 2.3. Ekspo/<br><i>Expo</i>   | -           | 1           | -           | -           | -           |
| 2.4. Wayang Suluh/<br><i>Flash Movies</i>                          | -           | -           | -           | -           | -           |
| <i>Tulisan/ Article</i>  |             |             |             |             |             |
| 3.1. Tabloid   | 2           | 2           | 2           | -           | -           |
| 3.2. Peliputan Data/<br><i>Data Coverage</i>                       | 450         | 600         | 720         | 822         | 800         |
| <i>Gambar / Lukisan/ Drawings/<br/>Paintings</i>                   |             |             |             |             |             |
| 4.1. Spanduk/<br><i>Banner</i>                                     | 8           | 104         | 48          | 48          | 96          |
| 4.2. Foto/<br><i>Photo</i>   | 1 450       | 1 500       | 7 200       | 7 200       | 7 450       |

Catatan/Note: ...

Sumber/Source: Dinas Komunikasi & Informatika Kabupaten Kediri/ *Communication and Informatics Department of Kediri Regency*

**Tabel** 8.2.6 **Sarana Komunikasi Dinas Kominfo Kabupaten Kediri menurut Jenisnya, 2015-2019**  
**Communication Facilities of the Department of Communication and Information of Kediri Regency by Type, 2015-2019**

| Jenis Sarana Komunikasi<br><i>Communication Facilities</i>  | 2015 | 2016 | 2017 | 2018 | 2019 |
|---|------|------|------|------|------|
| (1)   | (2)  | (3)  | (4)  | (5)  | (6)  |
| Televisi/ <i>Television</i>   |      |      |      |      |      |
| Berwarna/ <i>Colored</i>  | 4    | 4    | 1    | 8    | 5    |
| Hitam Putih/ <i>Black and white</i>   | -    | -    | -    | -    | -    |
| Radio Kaset Recorder/ <i>Radio Cassette Recorder</i>  | 8    | 8    | 2    | 10   | 4    |
| Moviani Darat   |      |      |      |      |      |
| Sepeda Motor/ <i>Motorcycle</i>   | 29   | 17   | 13   | 18   | 18   |
| Mobil/ <i>Car</i>   | 4    | 7    | 7    | 7    | 7    |
| Surat Kabar/ <i>Newspaper</i>   | 6    | 6    | 12   | 7    | 4    |
| Pertunjukan Rakyat/ <i>People's show</i>  | 3    | 2    | 3    | 44   | 64   |
| Pertunjukan Milik Dinas Infokom<br>(Group Lawak)/ <i>Infokom Service's Performance (Joke Group)</i> | -    | 1    | -    | -    | -    |

Catatan/Note: ...

Sumber/Source: Dinas Komunikasi & Informatika Kabupaten Kediri/ *Communication and Informatics Department of Kediri Regency*

# PERBANKAN, KOPERASI, DAN HARGA-HARGA

BAB  
CHAPTER

9

*Banking, Cooperative, and Prices*



Jaringan Bank

2018

Bank Networks

1.419

Unit  
units

Jaringan Bank

2019

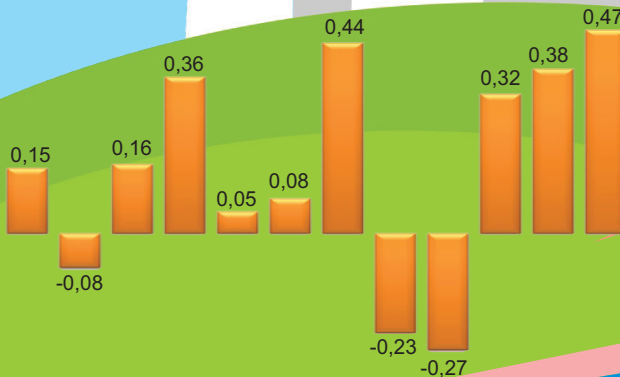
Bank Networks

1.396

Unit  
units

Inflasi Kota Kediri  
inflation of Kediri Municipality

2019





**PENJELASAN TEKNIS****TECHNICAL NOTES**

- |  |   |
|--|---|
| <p>1. Data statistik perbankan bersumber dari Bank Indonesia dan Otoritas Jasa Keuangan.</p> <p>2. Kantor bank terdiri dari Kantor Cabang (KC), Kantor Cabang Pembantu (KCP), dan kantor di bawah KCP.</p> <p>3. Uang beredar dalam arti sempit (M1) adalah kewajiban sistem moneter yang terdiri atas uang kartal dan uang giral.</p> <p>4. Uang beredar dalam arti luas (M2) atau likuiditas perekonomian adalah kewajiban sistem moneter yang terdiri atas M1, uang kuasi, dan surat berharga selain saham.</p> <p>5. Uang kartal terdiri atas uang kertas dan uang logam yang berlaku, tidak termasuk uang kas pada Kantor Perbendaharaan dan Kas Negara (KPKN) dan bank umum.</p> <p>6. Uang giral terdiri atas rekening giro, kiriman uang, simpanan berjangka, dan tabungan dalam rupiah yang sudah jatuh waktu, yang seluruhnya merupakan simpanan penduduk dalam rupiah pada sistem moneter.</p> <p>7. Uang kuasi terdiri atas simpanan berjangka dan tabungan penduduk pada bank umum,</p> | <p>1. <i>Banking statistics are obtained from the Bank Indonesia and Financial Services Authority.</i></p> <p>2. <i>Bank offices consist of branch office (KC), sub branch office (KCP), and offices under KCP.</i></p> <p>3. <i>The "broad money (M1)" in specific term is liabilities of the monetary system consisting of currency and demand deposits.</i></p> <p>4. <i>The "broad money (M2)" in a broader term or "domestic liquidity" is liabilities of the monetary system consisting M1, quasi money, and securities other than shares.</i></p> <p>5. <i>Currency consists of legal bank notes and coins excluding cash in the government treasury offices and commercial banks.</i></p> <p>6. <i>Demand deposit comprises current accounts, transfer, matured time, and savings deposits in rupiah, held by residents in the monetary system.</i></p> <p>7. <i>Quasi money consists of time and savings deposits in rupiah and foreign currency held by residents</i></p> |
|--|---|

baik dalam rupiah maupun valuta asing.

*in commercial banks.*

8. Data statistik penanaman modal yang disetujui pemerintah terdiri dari Penanaman Modal Asing (PMA) dan Penanaman Modal Dalam Negeri (PMDN), bersumber dari Badan Koordinasi Penanaman Modal (BKPM). Data mengenai realisasi investasi penanaman modal tidak termasuk sektor minyak, asuransi, dan perbankan. Data telah memperhatikan perubahan investasi yang beralih status dan juga pengurangan investasi yang dicabut izin usahanya.

8. *Statistics of investments approved by government consist of Foreign Direct Investment (FDI) and Domestic Direct Investment (DDI), are obtained from the Investment Coordinating Board (BKPM). Realization of investment data exclude those investments in petroleum production, insurance, and banking sectors. Changes in investment status and those whose license was taken off have been taken into account.*

9. Utang Luar Negeri adalah posisi utang yang menimbulkan kewajiban membayar kembali pokok dan/atau bunga utang kepada pihak luar negeri atau bukan penduduk baik dalam valuta asing maupun rupiah, dan tidak termasuk kontingen. Termasuk dalam pengertian utang luar negeri adalah surat berharga yang diterbitkan di dalam negeri yang menimbulkan kewajiban membayar kembali kepada pihak luar negeri atau bukan penduduk.

9. *External Debt is the outstanding amount that require payment(s) of interest and/or principal by the debtor at some point(s) in the future to the foreign state or non residents of an economy in terms of foreign exchange or rupiah, and not included contingent. This definition includes securities issued on the domestic market that incur repayment obligations towards non-residents.*

10. Utang Luar Negeri Pemerintah adalah utang luar negeri yang dimiliki pemerintah.

10. *Government External Debt is external debt owned by the government.*



11. Utang Luar Negeri Bank Sentral adalah utang luar negeri yang dimiliki oleh Bank Indonesia dalam rangka mendukung neraca pembayaran.
  12. Utang Luar Negeri Swasta adalah utang luar negeri yang dimiliki oleh penduduk berdasarkan perjanjian pinjaman atau perjanjian lainnya, termasuk kas dan simpanan, dan kewajiban lainnya terhadap bukan penduduk.
  13. Pinjaman Bilateral adalah pinjaman luar negeri yang berasal dari pemerintah suatu negara melalui suatu lembaga keuangan dan/atau lembaga non-keuangan yang ditunjuk oleh pemerintah negara yang bersangkutan untuk melaksanakan pemberian pinjaman.
  14. Pinjaman Multilateral adalah pinjaman luar negeri pemerintah yang berasal dari lembaga multilateral.
  15. Surat Berharga Domestik yang Dimiliki Bukan Penduduk adalah surat berharga yang diterbitkan di dalam negeri baik oleh pemerintah, bank sentral, atau perusahaan yang berdomisili di dalam negeri, yang dimiliki bukan penduduk.
11. *Central Bank External Debt is external debt owned by Bank Indonesia used to strengthen the balance of payments.*
  12. *Private External Debt is foreign debt held by residents based on loan agreement or other agreements, including currency and deposits, and other liabilities to non-residents.*
  13. *Bilateral Loans are foreign loans extended by a national government through a financial institution and/or non-financial institution appointed by that national government to manage the loan.*
  14. *Multilateral Loans are government external loans from multilateral institutions.*
  15. *Domestic Securities Owned by Non-Residentis securities issued on the domestic market by the government, central bank or Indonesian domiciled companies that owned by non-resident.*

16. Cadangan Devisa adalah cadangan devisa negara yang dikuasai oleh Bank Indonesia dan tercatat pada sisi aktiva neraca Bank Indonesia, yang antara lain berupa emas, uang kertas asing, dan tagihan dalam bentuk giro, deposito berjangka, wesel, surat berharga luar negeri, dan lainnya dalam valuta asing kepada pihak luar negeri yang dapat dipergunakan sebagai alat pembayaran luar negeri.
  17. Data perusahaan asuransi bersumber dari Otoritas Jasa Keuangan.
  18. Data perkoperasian bersumber dari Dinas Koperasi Dan Usaha Mikro.
  19. Koperasi adalah badan usaha yang beranggotakan orang seorang atau badan hukum koperasi dengan melandaskan kegiatannya berdasarkan prinsip koperasi sekaligus sebagai gerakan ekonomi rakyat yang berdasar atas asas kekeluargaan.
  20. Sisa hasil usaha koperasi merupakan pendapatan koperasi yang diperoleh dalam satu tahun buku dikurangi dengan biaya, penyusutan, dan kewajiban lainnya termasuk pajak dalam tahun buku yang bersangkutan.
16. *International Reserves are the international reserves managed by Bank Indonesia and are recorded in the assets accounts of the Bank Indonesia balance sheet such as gold, foreign banknotes, and demand deposit claims, time deposits, notes, foreign securities, and similar foreign currency claims on foreign parties that may be used as instruments for international payments.*
  17. *Data for insurances are generated from the Financial Services Authority.*
  18. *Data for cooperatives are generated from Department of Cooperatives and Micro Enterprises.*
  19. *Cooperative is an establishment that its members are people or establishments with legal status of cooperative and its activities based on people economic movement.*
  20. *Net profit of cooperative is gross income in one year minus expenses, depreciation, and other liabilities including taxes in current year*

**ULASAN****DESCRIPTION****Perbankan**

1. Berdasarkan catatan Bank Indonesia Kediri, jumlah jaringan Bank mengalami penurunan sebesar 0,99 persen.
2. Dilihat dari aktiva bank, aset Bank Umum mengalami penurunan sebesar 5,08 persen. Sedangkan aset Bank Perkreditan Rakyat mengalami kenaikan sebesar 8,41 persen.
3. Jumlah penabung di Kantor Pos Kediri di Tahun 2019 mengalami peningkatan sebesar 25,10 persen.

**Koperasi**

4. Dalam era Orde Baru, karena sifatnya berdasarkan kekeluargaan dan dengan tujuan utamanya mensejahterakan anggotanya, pemerintahan saat itu mencanangkan Koperasi sebagai Soko Guru perekonomian. Namun, seiring waktu berlalu dan kompetisi antara ekonomi kerakyatan dengan ekonomi kapitalis demikian tajam, Koperasi hanya sebagai pelengkap dalam gerak perekonomian bangsa.
5. Dengan gerak yang terbatas pada Kategori Pedagangan dan Keuangan serta kapitalisasi yang terbatas, ternyata perkembangan Koperasi di Kabupaten Kediri demikian pesat. Tercatat dalam

**Banking**

1. *Based on the records of Bank Indonesia Kediri, the Bank's network decreased by 0.99 percent.*
2. *Judging from bank assets, assets of commercial banks have increased by 5.08 percent. While the assets of Rural Banks have increased by 8.41 percent.*
3. *The number of savers at the Kediri Post Office in 2019 increased by 25.10 percent.*

**Cooperative**

4. *In the New Order era, because it is based on kinship and with the main purpose of prospering its members, the government at that time launched the Cooperative as Soko Guru economy. However, as time passes and the competition between the populist economy and capitalist economy is so sharp, the Cooperative is only a complement to the nation's economy.*
5. *With limited movement in the category of Trade and Finance and limited capitalization, it turns out the development of Cooperatives in Kediri so fast. Recorded in the last few years Cooperative growth*

kurun waktu beberapa tahun terakhir pertumbuhan Koperasi terus positif. Pada tahun 2018 telah ada 1.398 unit Koperasi, yang berarti meningkat 0,28 persen dibanding tahun sebelumnya. Jumlah tersebut terdiri dari 183 koperasi Jasa, 1.210 koperasi Serba Usaha, dan 5 koperasi Industri Kerajinan.

*continues to be positive. In 2018 there have been 1,398 units of Cooperatives, which means an increase of 0.286 percent over the previous year. The amount consists of 183 service cooperatives, 1,210 multipurpose cooperatives, and 5 cooperative of handicraft industry.*

### Harga

6. Salah satu indikator makro ekonomi yang menjadi perhatian dan terus dipantau adalah laju Inflasi. Statistik Inflasi merupakan produk Indeks Harga Konsumen Perhitungan (IHK). IHK membandingkan harga suatu komoditi dengan harga pada tahun dasar (2007=100). Karena Kabupaten Kediri bertetangga dengan Kota Inflasi, yaitu Kota Kediri, maka IHK yang ditampilkan merupakan IHK Kota Kediri.
7. Ada 7 kelompok komoditi yang dipantau dan dimasukkan dalam perhitungan IHK ataupun inflasi, yakni Bahan Makanan, Makanan/Minuman Jadi (termasuk Rokok), Perumahan, Sandang, Kesehatan, Pendidikan, dan Transportasi/Komunikasi.
8. IHK mencerminkan kenaikan harga relatif dibandingkan tahun 2012 (2012 = 100). Sedangkan inflasi bulanan mencerminkan kenaikan harga dari bulan ke bulan.

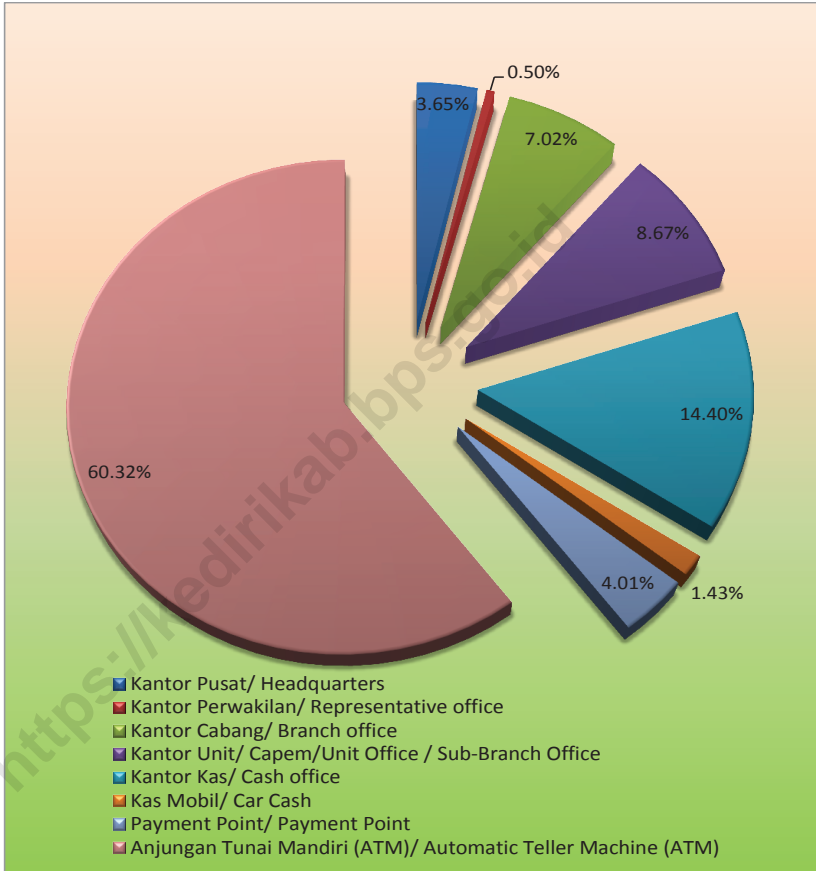
### Price

6. *One of the macroeconomic indicators that concerns and continues to be monitored is the rate of Inflation. Inflation Statistics is a product of Consumer Price Index (CPI). The CPI compares the price of a commodity with a price in the base year (2007 = 100). Because Kediri District is adjacent to the City of Inflation, namely Kediri, the CPI shown is the CPI of Kediri.*
7. *There are 7 groups of commodities monitored and included in the calculation of CPI or inflation, ie Foodstuff, Food / Beverage So (including Cigarettes), Housing, Clothing, Health, Education, and Transportation / Communication.*
8. *CPI reflects the relative price increase compared to 2012 (2012 = 100). While monthly inflation reflects price increases from month to month.*

9. Pada Tahun 2020 penghitungan IHK menggunakan tahun dasar 2018. IHK mencerminkan kenaikan harga relatif dibandingkan tahun 2018 (2018 = 100).
9. *In 2020 the calculation of CPI uses the base year 2018. The CPI reflects an increase in relative prices compared to 2018 (2018 = 100).*

<https://kedirikab.bps.go.id>

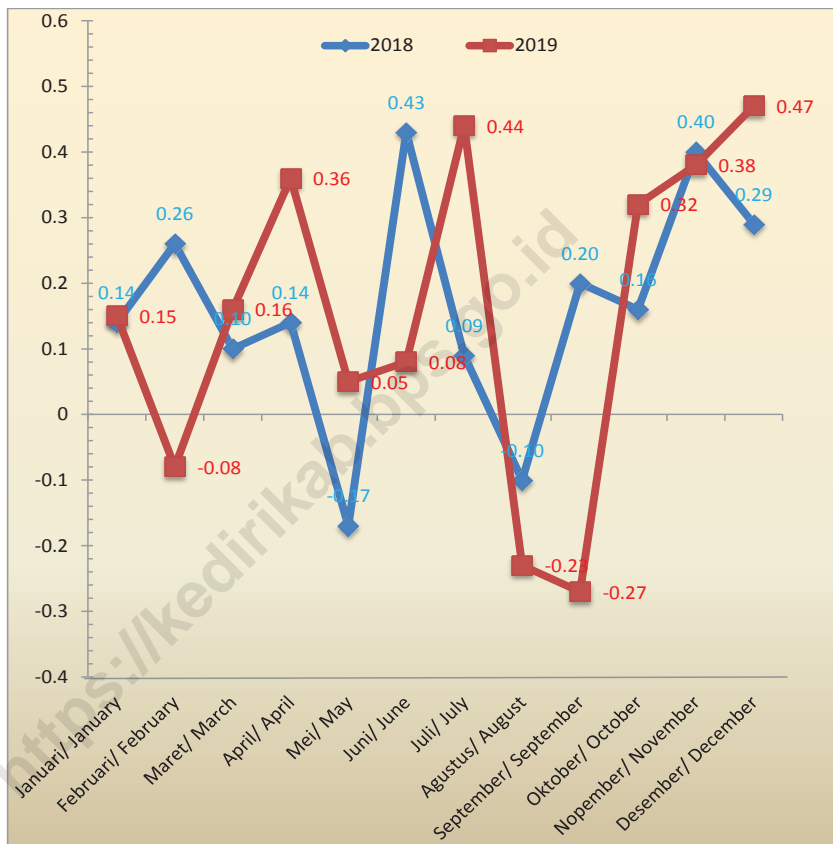
**Gambar 9.1** Jumlah Jaringan Bank di Kabupaten Kediri, 2019  
**Figures 9.1** Number of Bank Networks in Kediri Regency, 2019



Sumber/Source: Bank Indonesia Kediri/Bank Indonesia - Kediri

**Gambar** 9.2  
**Figures**

**Laju Inflasi Kota Kediri 2018-2019**  
**Kediri Municipality Inflation Rate 2018-2019**



Sumber/Source : BPS Kota Kediri/BPS-Statistics of Kediri Municipality

## 9.1 PERBANKAN BANKING

**Tabel** 9.1.1 Jaringan Bank menurut Jenisnya di Kabupaten/Kota Kediri, 2018–2019  
**Table** 9.1.1 Bank Network by Type in Kediri Regency/Municipality, 2018–2019

| Jenis Jaringan Bank<br>Type of Bank Network                    | Bank Sentral<br>Central Bank |          | Bank Pemerintah<br>Government bank |            | Bank Swasta<br>Private Bank |            |
|--|------------------------------|----------|------------------------------------|------------|-----------------------------|------------|
|  | 2018                         | 2019     | 2018                               | 2019       | 2018                        | 2019       |
| (1)  | (2)                          | (3)      | (4)                                | (5)        | (6)                         | (7)        |
| Kantor Pusat<br>Headquarters                                   | -                            | -        | -                                  | -          | 30                          | 30         |
| Kantor Perwakilan<br>Representative office                     | 1                            | 1        | -                                  | -          | 6                           | 6          |
| Kantor Cabang<br>Branch office                                 | -                            | -        | 8                                  | 8          | 76                          | 76         |
| Kantor Unit/ Capem/Unit Office/<br>Sub-Branch Office           | -                            | -        | 112                                | 112        | -                           | -          |
| Kantor kas<br>Cash office                                      | -                            | -        | 69                                 | 69         | 55                          | 55         |
| Kas Mobil<br>Car Cash  | -                            | -        | 6                                  | 6          | 12                          | 12         |
| Payment Point<br>Payment Point                                 | -                            | -        | 11                                 | 11         | 34                          | 34         |
| Anjungan Tunai Mandiri (ATM)<br>Automatic Teller Machine (ATM) | -                            | -        | 289                                | 289        | 522                         | 522        |
| <b>Kabupaten/Kota Kediri</b>                                   | <b>1</b>                     | <b>1</b> | <b>495</b>                         | <b>495</b> | <b>735</b>                  | <b>735</b> |



Lanjutan Tabel/Continued Table 9.1.1

| Jenis Jaringan Bank<br><i>Type of Bank Network</i>                    | Bank Pembangunan Daerah (BPD)<br><i>Regional Development Bank (BPD)</i> |           | Bank Perkreditan Rakyat (BPR)<br><i>Rural Credit Bank (BPR)</i> |            | Jumlah Total |              |
|---|---|-----------|---|------------|--------------|--------------|
|   | 2018  | 2019      | 2018  | 2019       | 2018         | 2019         |
| (1)   | (8)   | (9)       | (10)  | (11)       | (12)         | (13)         |
| Kantor Pusat<br><i>Headquarters</i>                                   | -   | -         | 24  | 21         | 54           | 51           |
| Kantor Perwakilan<br><i>Representative office</i>                     | -   | -         | -   | -          | 7            | 7            |
| Kantor Cabang<br><i>Branch office</i>                                 | 3   | 3         | 11  | 11         | 98           | 98           |
| Kantor Unit/ Capem/Unit Office/<br><i>Sub-Branch Office</i>           | 9   | 9         | -   | -          | 121          | 121          |
| Kantor kas<br><i>Cash office</i>                                      | 8   | 8         | 80  | 69         | 212          | 201          |
| Kas Mobil<br><i>Car Cash</i>  | 2   | 2         | -   | -          | 20           | 20           |
| Payment Point<br><i>Payment Point</i>                                 | 11  | 11        | -   | -          | 56           | 56           |
| Anjungan Tunai Mandiri (ATM)<br><i>Automatic Teller Machine (ATM)</i> | 31  | 31        | -   | -          | 842          | 842          |
| <b>Kabupaten/Kota Kediri</b>  | <b>64</b>   | <b>64</b> | <b>115</b>  | <b>101</b> | <b>1 410</b> | <b>1 396</b> |

Catatan/Note: ...

Sumber/Source: Bank Indonesia Kediri/Bank Indonesia - Kediri

**Tabel**  
**Table** 9.1.2

**Aktiva Bank, Penghimpunan Dana dan Penyaluran Kredit di Kabupaten/Kota Kediri (Juta Rupiah), Akhir Tahun 2015-2019**  
**Bank Assets, Funds and Distribution of Credit in Kediri Regency/ Municipality (Million Rupiah), End of Year 2015-2019**

| <b>Uraian</b><br><b>Description</b>  | <b>2015</b> | <b>2016</b> | <b>2017</b> |
|--|-------------|-------------|-------------|
| (1)  | (2)         | (3)         | (4)         |
| <b>Bank Umum/ Commercial Banks</b>   |             |             |             |
| Aset/ Asset  | 34 738 817  | 33 375 633  | 34 810 909  |
| Dana Pihak Ketiga (Masyarakat)/ Third Party Funds (Community)  | 20 204 574  | 21 185 275  | 22 929 013  |
| A. GIRO/ GIRO  | 2 474 158   | 1 632 285   | 2 105 567   |
| B. Tabungan/ Savings   | 8 931 960   | 9 492 607   | 10 987 758  |
| C. Deposito/ Deposits  | 8 798 456   | 10 060 383  | 9 835 688   |
| Penyaluran Kredit/ Credit Distribution   | 26 144 413  | 24 755 495  | 25 451 166  |
| A. Non UMKM/ Non-MSMEs   | 20 775 008  | 19 008 924  | 19 479 151  |
| B. UMKM/ MSMEs   | 5 369 405   | 5 746 571   | 5 972 015   |
| <b>Bank Perkreditan Rakyat dan Bank Syariah data Posisi Bulan November 2019/ Rural Banks and Islamic Banks Position Data for November 2019</b> |             |             |             |
| Aset/ Asset  | 891 235     | 912 036     | 773 656     |
| Dana Pihak Ketiga (Masyarakat)/ Third Party Funds (Community)  | 613 739     | 629 662     | 537 186     |
| A. Deposito/ Deposits  | 473 339     | 473 266     | 399 020     |
| B. GIRO/ GIRO  | -           | -           | -           |
| C. Tabungan/ Savings   | 140 400     | 156 396     | 138 166     |
| Penyaluran Kredit/ Credit Distribution   | 640 677     | 654 410     | 545 927     |
| A. Non KUK/ Non KUK  | -           | -           | -           |
| B. KUK (Kredit Usaha Kecil)/ Small Business Credit   | 640 677     | 654 410     | 545 927     |

Lanjutan Tabel/Continued Table 9.1.2

| Uraian<br>Description  | 2018       | 2019       |
|--|------------|------------|
| (1)  | (5)        | (6)        |
| <b>Bank Umum/ Commercial Banks</b>   |            |            |
| Aset/ Asset  | 37 552 348 | 36 290 089 |
| Dana Pihak Ketiga (Masyarakat)/ Third Party Funds (Community)  | 24 853 953 | 27 317 639 |
| A. GIRO/ GIRO  | 2 230 114  | 3 258 143  |
| B. Tabungan/ Savings   | 11 536 684 | 13 307 789 |
| C. Deposito/ Deposits  | 11 087 154 | 10 751 707 |
| Penyaluran Kredit/ Credit Distribution   | 26 176 715 | 23 201 460 |
| A. Non UMKM/ Non-MSMEs   | 6 577 910  | 7 166 674  |
| B. UMKM/ MSMEs   | 19 598 805 | 16 034 786 |
| <b>Bank Perkreditan Rakyat dan Bank Syariah data Posisi Bulan November 2019/ Rural Banks and Islamic Banks Position Data for November 2019</b> |            |            |
| Aset/ Asset  | 879 254    | 932 166    |
| Dana Pihak Ketiga (Masyarakat)/ Third Party Funds (Community)  | 629 404    | 655 640    |
| A. Deposito/ Deposits  | 457 611    | 476 670    |
| B. GIRO/ GIRO  | -          | -          |
| C. Tabungan/ Savings   | 171 793    | 178 970    |
| Penyaluran Kredit/ Credit Distribution   | 581 328    | 607 198    |
| A. Non KUK/ Non KUK  | -          | -          |
| B. KUK (Kedit Usaha Kecil)/ Small Business Credit  | 581 328    | 607 198    |

Catatan/Note: ...

Sumber/Source: Bank Indonesia Kediri/Bank Indonesia - Kediri

**Tabel**  
**Table** 9.1.3**Jumlah Penerimaan, Pengeluaran dan Nilai Wesel Pos  
menurut Bulan Kantor Pos Kediri, 2018–2019**  
**Number of Receipts, Expenditures and Value of Postal Notes  
by Month in Kediri Post Office, 2018–2019**

| Kecamatan<br>Subdistrict | Penerimaan/ Receipt       |               |                                       |                  |
|--------------------------|---------------------------|---------------|---------------------------------------|------------------|
|                          | Transaksi<br>Transactions |               | Nilai (Juta Rp)<br>Value (million Rp) |                  |
|                          | 2018                      | 2019          | 2018                                  | 2019             |
| (1)                      | (2)                       | (3)           | (4)                                   | (5)              |
| Januari/ January         | 1 839                     | 1 538         | 2 845,81                              | 2 370,45         |
| Februari/ February       | 1 809                     | 1 337         | 2 545,25                              | 2 064,44         |
| Maret/ March             | 1 847                     | 1 593         | 3 044,93                              | 3 072,75         |
| April/ April             | 1 785                     | 1 546         | 3 133,55                              | 3 104,78         |
| Mei/ May                 | 1 801                     | 1 887         | 2 811,39                              | 3 591,69         |
| Juni/ June               | 1 234                     | 1 021         | 2 436,93                              | 2 554,91         |
| Juli/ July               | 1 708                     | 1 555         | 3 003,64                              | 3 801,01         |
| Agustus/ August          | 1 667                     | 1 748         | 3 117,91                              | 3 662,89         |
| September/ September     | 1 644                     | 1 570         | 2 684,68                              | 3 005,52         |
| Oktober/ October         | 1 709                     | 1 710         | 3 011,11                              | 3 231,38         |
| Nopember/ November       | 1 647                     | 1 568         | 2 670,66                              | 2 447,08         |
| Desember/ December       | 1 503                     | 2 443         | 2 582,80                              | 2 622,63         |
| <b>Kabupaten Kediri</b>  | <b>20 193</b>             | <b>19 516</b> | <b>33 888,66</b>                      | <b>35 529,52</b> |

Lanjutan Tabel/Continued Table 9.1.3

| Kecamatan<br>Subdistrict | Pengeluaran/ Expenditure              |               |                                       |                   |
|--------------------------|---------------------------------------|---------------|---------------------------------------|-------------------|
|                          | Nilai (Juta Rp)<br>Value (million Rp) |               | Bea (Juta Rp)<br>Customs (million Rp) |                   |
|                          | 2018                                  | 2019          | 2018                                  | 2019              |
| (1)                      | (6)                                   | (7)           | (8)                                   | (9)               |
| Januari/ January         | 7 592                                 | 6 326         | 16 359,68                             | 14 885,07         |
| Februari/ February       | 7 490                                 | 5 531         | 16 317,11                             | 13 305,14         |
| Maret/ March             | 7 761                                 | 5 957         | 18 578,89                             | 14 968,08         |
| April/ April             | 7 758                                 | 5 931         | 17 660,45                             | 14 300,10         |
| Mei/ May                 | 7 258                                 | 7 057         | 19 090,65                             | 18 728,37         |
| Juni/ June               | 6 664                                 | 3 148         | 16 881,89                             | 8 936,88          |
| Juli/ July               | 6 319                                 | 5 200         | 16 788,21                             | 13 320,35         |
| Agustus/ August          | 6 981                                 | 5 291         | 17 422,80                             | 13 576,71         |
| September/ September     | 6 694                                 | 5 118         | 16 039,31                             | 12 226,15         |
| Oktober/ October         | 7 221                                 | 4 967         | 18 258,31                             | 11 932,42         |
| Nopember/ November       | 6 180                                 | 4 336         | 14 885,89                             | 10 465,57         |
| Desember/ December       | 6 117                                 | 4 466         | 15 222,28                             | 11 210,03         |
| <b>Kabupaten Kediri</b>  | <b>84 035</b>                         | <b>63 328</b> | <b>203 505,47</b>                     | <b>157 854,88</b> |

Catatan/Note: ...

Sumber/Source: PT Pos Indonesia (Persero) Kantor Pos Kediri /PT Pos Indonesia (Persero) Kediri Post Office

**Tabel**  
**Table** 9.1.4**Jumlah Penabungan dan Penarikan Tabungan pada Kantor Pos Kediri menurut Bulan, 2018–2019**  
**Total Savings and Withdrawal of Savings at Kediri Post Office by Month, 2018–2019**

| Kecamatan<br>Subdistrict | Penabungan/ Merging       |               |                                       |                  |
|--------------------------|---------------------------|---------------|---------------------------------------|------------------|
|                          | Transaksi<br>Transactions |               | Nilai (Juta Rp)<br>Value (million Rp) |                  |
|                          | 2018                      | 2019          | 2018                                  | 2019             |
| (1)                      | (2)                       | (3)           | (4)                                   | (5)              |
| Januari/ January         | 1 359                     | 1 896         | 4 590,18                              | 6 594,10         |
| Februari/ February       | 1 237                     | 1 885         | 3 993,31                              | 6 624,10         |
| Maret/ March             | 1 361                     | 1 884         | 4 434,83                              | 7 094,10         |
| April/ April             | 1 334                     | 1 886         | 4 464,61                              | 6 844,10         |
| Mei/ May                 | 1 346                     | 1 887         | 4 586,83                              | 6 244,10         |
| Juni/ June               | 1 195                     | 1 865         | 6 506,54                              | 6 429,10         |
| Juli/ July               | 1 686                     | 1 870         | 6 653,85                              | 6 744,40         |
| Agustus/ August          | 1 499                     | 1 872         | 5 483,76                              | 6 844,70         |
| September/ September     | 1 438                     | 1 905         | 5 680,93                              | 6 627,50         |
| Oktober/ October         | 1 614                     | 1 886         | 5 534,47                              | 6 673,10         |
| Nopember/ November       | 1 927                     | 1 864         | 5 346,89                              | 6 133,60         |
| Desember/ December       | 2 065                     | 1 865         | 6 028,99                              | 6 343,70         |
| <b>Kabupaten Kediri</b>  | <b>18 061</b>             | <b>22 565</b> | <b>63 305,19</b>                      | <b>79 196,60</b> |

Lanjutan Tabel/Continued Table 9.1.4

| Kecamatan<br>Subdistrict | Penarikan/Withdrawal      |               |                                       |                  |
|--------------------------|---------------------------|---------------|---------------------------------------|------------------|
|                          | Transaksi<br>Transactions |               | Nilai (Juta Rp)<br>Value (million Rp) |                  |
|                          | 2018                      | 2019          | 2018                                  | 2019             |
| (1)                      | (6)                       | (7)           | (8)                                   | (9)              |
| Januari/January          | 1 380                     | 1 468         | 3 650,32                              | 4 745,50         |
| Februari/February        | 1 054                     | 1 458         | 2 838,16                              | 4 395,10         |
| Maret/March              | 1 127                     | 1 463         | 3 275,91                              | 4 195,20         |
| April/April              | 1 170                     | 1 475         | 3 834,49                              | 5 065,50         |
| Mei/May                  | 1 260                     | 1 477         | 4 235,80                              | 5 005,50         |
| Juni/June                | 1 069                     | 1 465         | 4 746,34                              | 4 850,50         |
| Juli/July                | 1 091                     | 1 463         | 3 494,86                              | 4 901,50         |
| Agustus/August           | 1 168                     | 1 473         | 3 334,52                              | 4 995,80         |
| September/September      | 947                       | 1 470         | 3 089,52                              | 4 718,80         |
| Oktober/October          | 1 062                     | 1 461         | 3 727,80                              | 4 901,00         |
| Nopember/November        | 1 154                     | 1 473         | 4 424,95                              | 5 097,50         |
| Desember/December        | 1 614                     | 1 478         | 4 904,47                              | 5 045,50         |
| <b>Kabupaten Kediri</b>  | <b>14 096</b>             | <b>17 624</b> | <b>45 557,14</b>                      | <b>57 917,40</b> |

Catatan/Note: ...

Sumber/Source: PT Pos Indonesia (Persero) Kantor Pos Kediri /PT Pos Indonesia (Persero) Kediri Post Office

**Tabel 9.1.5** Jumlah Jaringan Kantor Lembaga Keuangan di Kabupaten Kediri, 2018–2019  
**Number of Network of Financial Institutions Office in Kediri Regency, 2018–2019**

| Lembaga Keuangan/<br>Financial institutions                                  | Kantor Pusat<br>Headquarters |           | Kantor Cabang<br>Branch office |           | Kantor Cabang<br>Pembantu<br>Sub-Branch Office |           |
|--|------------------------------|-----------|--------------------------------|-----------|--|-----------|
|  | 2018                         | 2019      | 2018                           | 2019      | 2018   | 2019      |
| (1)  | (2)                          | (3)       | (4)                            | (5)       | (6)  | (7)       |
| Bank Perkreditan Rakyat (BPR)<br>Rural Credit Bank (BPR)                     | 18                           | 18        | 10                             | 10        | -  | -         |
| Bank Perkreditan Rakyat Swasta<br>(BPRS)<br>Private Rural Credit Bank (BPRS) | 2                            | 2         | -                              | -         | -  | -         |
| Bank Umum<br>Commercial Bank   | -                            | -         | 2                              | 2         | 58   | 57        |
| Bank Umum Swasta<br>Private Commercial Bank                                  | -                            | -         | -                              | -         | 2  | 2         |
| Finance<br>Finance   | -                            | -         | 3                              | 38        | -  | -         |
| Asuransi<br>Insurance  | -                            | -         | -                              | 7         | -  | -         |
| Modal Ventura<br>Venture Capital   | -                            | -         | 11                             | 11        | -  | -         |
| Pegadaian<br>Pawnshop  | -                            | -         | 1                              | 1         | -  | -         |
| <b>Kabupaten Kediri</b>  | <b>20</b>                    | <b>20</b> | <b>27</b>                      | <b>69</b> | <b>60</b>                                      | <b>59</b> |



Lanjutan Tabel/Continued Table 9.1.5

| Lembaga Keuangan/<br>Financial institutions                                  | Anjungan Tunai<br>Mandiri (ATM)<br>Automatic Teller<br>Machine (ATM) |            | Kantor Kas<br>Cash office |           | Unit<br>Unit |           |
|--|--|------------|---------------------------|-----------|--------------|-----------|
|  | 2018   | 2019       | 2018                      | 2019      | 2018         | 2019      |
| (1)  | (8)  | (9)        | (10)                      | (11)      | (12)         | (13)      |
| Bank Perkreditan Rakyat (BPR)<br>Rural Credit Bank (BPR)                     | -  | -          | 64                        | 63        | -            | -         |
| Bank Perkreditan Rakyat Swasta<br>(BPRS)<br>Private Rural Credit Bank (BPRS) | -  | -          | 10                        | 10        | -            | -         |
| Bank Umum<br>Commercial Bank   | 155  | 154        | 21                        | 22        | -            | 34        |
| Bank Umum Swasta<br>Private Commercial Bank                                  | 9  | 9          | 1                         | 1         | -            | 11        |
| Finance<br>Finance   | -  | -          | -                         | -         | 3            | 8         |
| Asuransi<br>Insurance  | -  | -          | -                         | -         | 2            | 24        |
| Modal Ventura<br>Venture Capital   | -  | -          | -                         | -         | -            | -         |
| Pegadaian<br>Pawnshop  | -  | -          | -                         | -         | -            | -         |
| <b>Kabupaten Kediri</b>  | <b>164</b>   | <b>163</b> | <b>96</b>                 | <b>96</b> | <b>5</b>     | <b>77</b> |

Catatan/Note: ...

Sumber/Source: Otoritas Jasa Keuangan Kediri/Otoritas Jasa Keuangan Kediri

## 9.2 KOPERASI COOPERATIVE

**Tabel** 9.2.1 **Jumlah Koperasi di Kabupaten Kediri menurut Tingkatannya, 2018–2019**  
**Table** 9.2.1 **Number of Cooperatives in Kediri Regency by Level, 2018–2019**

| Kecamatan<br>Subdistrict | Tingkat Koperasi/ Level of Cooperative |      |                       |      |               |      |                 |       |
|--------------------------|--|------|-----------------------|------|---------------|------|-----------------|-------|
|                          | Induk/ Parent                          |      | Gabungan/<br>Combined |      | Pusat/ Center |      | Primer/ Primary |       |
|                          | 2018                                   | 2019 | 2018                  | 2019 | 2018          | 2019 | 2018            | 2019  |
| (1)                      | (2)                                    | (3)  | (4)                   | (5)  | (6)           | (7)  | (8)             | (9)   |
| [010] Mojo               | ...                                    | ...  | ...                   | ...  | ...           | ...  | ...             | ...   |
| [020] Semen              | ...                                    | ...  | ...                   | ...  | ...           | ...  | ...             | ...   |
| [030] Ngadiluwih         | ...                                    | ...  | ...                   | ...  | ...           | ...  | ...             | ...   |
| [040] Kras               | ...                                    | ...  | ...                   | ...  | ...           | ...  | ...             | ...   |
| [050] Ringinrejo         | ...                                    | ...  | ...                   | ...  | ...           | ...  | ...             | ...   |
| [060] Kandat             | ...                                    | ...  | ...                   | ...  | ...           | ...  | ...             | ...   |
| [070] Wates              | ...                                    | ...  | ...                   | ...  | ...           | ...  | ...             | ...   |
| [080] Ngancar            | ...                                    | ...  | ...                   | ...  | ...           | ...  | ...             | ...   |
| [090] Plosoklaten        | ...                                    | ...  | ...                   | ...  | ...           | ...  | ...             | ...   |
| [100] Gurah              | ...                                    | ...  | ...                   | ...  | ...           | ...  | ...             | ...   |
| [110] Puncu              | ...                                    | ...  | ...                   | ...  | ...           | ...  | ...             | ...   |
| [120] Kepung             | ...                                    | ...  | ...                   | ...  | ...           | ...  | ...             | ...   |
| [130] Kandangan          | ...                                    | ...  | ...                   | ...  | ...           | ...  | ...             | ...   |
| [140] Pare               | ...                                    | ...  | ...                   | ...  | ...           | ...  | ...             | ...   |
| [141] Badas              | ...                                    | ...  | ...                   | ...  | ...           | ...  | ...             | ...   |
| [150] Kunjang            | ...                                    | ...  | ...                   | ...  | ...           | ...  | ...             | ...   |
| [160] Plemahan           | ...                                    | ...  | ...                   | ...  | ...           | ...  | ...             | ...   |
| [170] Purwoasri          | ...                                    | ...  | ...                   | ...  | ...           | ...  | ...             | ...   |
| [180] Papar              | ...                                    | ...  | ...                   | ...  | ...           | ...  | ...             | ...   |
| [190] Pagu               | ...                                    | ...  | ...                   | ...  | ...           | ...  | ...             | ...   |
| [191] Kayenkidul         | ...                                    | ...  | ...                   | ...  | ...           | ...  | ...             | ...   |
| [200] Gampengrejo        | ...                                    | ...  | ...                   | ...  | ...           | ...  | ...             | ...   |
| [201] Ngasem             | ...                                    | ...  | ...                   | ...  | ...           | ...  | ...             | ...   |
| [210] Banyakan           | ...                                    | ...  | ...                   | ...  | ...           | ...  | ...             | ...   |
| [220] Grogol             | ...                                    | ...  | ...                   | ...  | ...           | ...  | ...             | ...   |
| [230] Tarokan            | ...                                    | ...  | ...                   | ...  | ...           | ...  | ...             | ...   |
| <b>Kabupaten Kediri</b>  | -                                      | -    | -                     | -    | 3             | 3    | 1 395           | 1 395 |

Catatan/Note: ... Data tidak tersedia/ Data not available

Sumber/Source: Dinas Koperasi Dan Usaha Mikro Kabupaten Kediri/Department of Cooperatives and Micro Enterprises Kediri Regency

**Tabel** 9.2.2  
**Table**

**Jumlah Koperasi di Kabupaten Kediri menurut Bidang Usuhnya, 2018–2019**  
**Number of Cooperatives in Kediri Regency by Their Field of Business, 2018–2019**

| Kecamatan<br>Subdistrict | Bidang Usaha/ Business fields        |            |                                 |            |   |          |
|--------------------------|--------------------------------------|------------|---------------------------------|------------|---|----------|
|                          | Serba Usaha<br>Multipurpose Business |            | Jasa dan Sejenisnya<br>Services |            | Lain-lain/ Others<br>(Industri Kerajinan) |          |
|                          | 2018                                 | 2019       | 2018                            | 2019       | 2018                                      | 2019     |
| (1)                      | (2)                                  | (3)        | (4)                             | (5)        | (6)                                       | (7)      |
| [010] Mojo               | ...                                  | ...        | ...                             | ...        | ...                                       | ...      |
| [020] Semen              | ...                                  | ...        | ...                             | ...        | ...                                       | ...      |
| [030] Ngadiluwih         | ...                                  | ...        | ...                             | ...        | ...                                       | ...      |
| [040] Kras               | ...                                  | ...        | ...                             | ...        | ...                                       | ...      |
| [050] Ringinrejo         | ...                                  | ...        | ...                             | ...        | ...                                       | ...      |
| [060] Kandat             | ...                                  | ...        | ...                             | ...        | ...                                       | ...      |
| [070] Wates              | ...                                  | ...        | ...                             | ...        | ...                                       | ...      |
| [080] Ngancar            | ...                                  | ...        | ...                             | ...        | ...                                       | ...      |
| [090] Plosoklaten        | ...                                  | ...        | ...                             | ...        | ...                                       | ...      |
| [100] Gurah              | ...                                  | ...        | ...                             | ...        | ...                                       | ...      |
| [110] Puncu              | ...                                  | ...        | ...                             | ...        | ...                                       | ...      |
| [120] Kepung             | ...                                  | ...        | ...                             | ...        | ...                                       | ...      |
| [130] Kandangan          | ...                                  | ...        | ...                             | ...        | ...                                       | ...      |
| [140] Pare               | ...                                  | ...        | ...                             | ...        | ...                                       | ...      |
| [141] Badas              | ...                                  | ...        | ...                             | ...        | ...                                       | ...      |
| [150] Kunjang            | ...                                  | ...        | ...                             | ...        | ...                                       | ...      |
| [160] Plemahan           | ...                                  | ...        | ...                             | ...        | ...                                       | ...      |
| [170] Purwoasri          | ...                                  | ...        | ...                             | ...        | ...                                       | ...      |
| [180] Papar              | ...                                  | ...        | ...                             | ...        | ...                                       | ...      |
| [190] Pagu               | ...                                  | ...        | ...                             | ...        | ...                                       | ...      |
| [191] Kayenkidul         | ...                                  | ...        | ...                             | ...        | ...                                       | ...      |
| [200] Gampengrejo        | ...                                  | ...        | ...                             | ...        | ...                                       | ...      |
| [201] Ngasem             | ...                                  | ...        | ...                             | ...        | ...                                       | ...      |
| [210] Banyakan           | ...                                  | ...        | ...                             | ...        | ...                                       | ...      |
| [220] Grogol             | ...                                  | ...        | ...                             | ...        | ...                                       | ...      |
| [230] Tarokan            | ...                                  | ...        | ...                             | ...        | ...                                       | ...      |
| <b>Kabupaten Kediri</b>  | <b>582</b>                           | <b>582</b> | <b>811</b>                      | <b>821</b> | <b>5</b>                                  | <b>5</b> |

Catatan/Note: ... Data tidak tersedia/ Data not available

Sumber/Source: Dinas Koperasi Dan Usaha Mikro Kabupaten Kediri/Department of Cooperatives and Micro Enterprises Kediri Regency

**Tabel 9.2.3** Jumlah Anggota, Pengurus dan Pekerja di Kabupaten Kediri menurut Jenis Usahanya, 2018–2019  
**Table** *Number of Members, Managers and Workers of Cooperatives in Kediri Regency by Type of Business, 2018–2019*

| Uraian/ Description                  | Jasa dan Sejenisnya<br>Services |         | Serba Usaha<br>Multipurpose Business |       | Lain-lain<br>Other |      |
|--------------------------------------|---------------------------------|---------|--------------------------------------|-------|--------------------|------|
|                                      | 2018                            | 2019    | 2018                                 | 2019  | 2018               | 2019 |
| (1)                                  | (2)                             | (3)     | (4)                                  | (5)   | (6)                | (7)  |
| <b>Anggota/ Member</b>               |                                 |         |                                      |       |                    |      |
| Anggota Penuh<br>Full member         | 75 779                          | 141 598 | 2 242                                | 4 397 | 77 461             | 107  |
| Calon Anggota<br>Prospective Members | -                               | -       | -                                    | -     | -                  | -    |
| <b>Pengurus/ Caretaker</b>           | 3 112                           | 2 209   | 24                                   | 69    | 1 068              | 16   |
| <b>Pekerja/ Worker</b>               |                                 |         |                                      |       |                    |      |
| Manager<br>Manager                   | 19                              | 17      | -                                    | 29    | 10                 | 29   |
| Karyawan<br>Employee                 | 650                             | 813     | 15                                   | 975   | 310                | 975  |

Catatan/Note: ...

Sumber/Source: Dinas Koperasi Dan Usaha Mikro Kabupaten Kediri/Department of Cooperatives and Micro Enterprises Kediri Regency

**Tabel**  
**Table** 9.2.4**Modal Aktif Koperasi di Kabupaten Kediri menurut Jenisnya, 2015-2019 (Juta Rupiah)**  
**Active Capital of Cooperatives in Kediri Regency by Type, 2015-2019 (Million Rupiahs)**

| <b>Jenis Modal Aktif/<br/>Type of Active Capital</b>                        | <b>2015</b> | <b>2016</b> | <b>2017</b> | <b>2018</b> | <b>2019</b> |
|---|-------------|-------------|-------------|-------------|-------------|
| (1)   | (2)         | (3)         | (4)         | (5)         | (6)         |
| Simpanan Anggota<br>(modal sendiri)<br><i>Member Deposits (own capital)</i> | 276 170     | 278 969     | 403 539     | 289 122     | 301 472     |
| Hutang Koperasi (modal luar)<br><i>Cooperative debt (external capital)</i>  | 346 760     | 323 713     | 334 052     | 304 918     | 297 866     |
| Cadangan Modal (asset)<br><i>Capital Reserves (assets)</i>                  | 622 930     | 603 682     | 737 591     | 594 040     | 599 338     |
| Dana-dana (volume usaha)<br><i>Funds (business volume)</i>                  | 550 065     | 711 005     | 739 262     | 608 164     | 774 164     |
| Jasa Anggota<br><i>Member Services</i>                                      | 220 026     | 175 876     | 132 768     | 158 753     | 182 470     |
| Sisa Hasil Usaha<br><i>Remaining Operating Results</i>                      | 71 246      | 57 526      | 20 323      | 23 813      | 1014 341    |

Catatan/Note: ...

Sumber/Source: Dinas Koperasi Dan Usaha Mikro Kabupaten Kediri/Department of Cooperatives and Micro Enterprises Kediri Regency

**Tabel**  
**Table** 9.2.5**Perkembangan Permodalan Koperasi di Kabupaten Kediri, 2018-2019 (Juta Rupiah)**  
**Development of Cooperative Capital in Kediri Regency, 2018-2019 (Million Rupiah)**

| Jenis Modal Aktif<br><i>Type of Active Capital</i>     | Jasa dan Sejenisnya<br><i>Services</i> |         | Serba Usaha<br><i>Multipurpose Business</i> |        | Lain-lain<br><i>Others</i> |       |
|--|--|---------|---|--------|----------------------------|-------|
|  | 2018                                   | 2019    | 2018  | 2019   | 2018                       | 2019  |
| (1)  | (2)                                    | (3)     | (4)   | (5)    | (6)                        | (7)   |
| Modal Sendiri<br><i>Owner's equity</i>                 | 268 139                                | 301 472 | 11 094                                      | 9 759  | 9 887                      | 4 213 |
| Modal Luar<br><i>Foreign Capital</i>                   | 229 690                                | 283 663 | 4 299                                       | 12 978 | 70 928                     | 1 226 |
| Asset<br><i>Assets</i>                                 | 497 829                                | 571 162 | 15 393                                      | 22 738 | 80 815                     | 5 439 |
| Volume Usaha<br><i>Business Volume</i>                 | 427 831                                | 672 010 | 89 654                                      | 95 075 | 90 678                     | 7 079 |
| Sisa Hasil Usaha<br><i>Remaining Operating Results</i> | 20 801                                 | 22 875  | 1 010                                       | 621    | 2 002                      | 427   |

Catatan/Note: ...

Sumber/Source: Dinas Koperasi Dan Usaha Mikro Kabupaten Kediri/Department of Cooperatives and Micro Enterprises Kediri Regency

### 9.3 HARGA-HARGA PRICES

**Tabel 9.3.1** Indeks Harga Konsumen Kota Kediri Menurut Kelompok Komoditi, 2018-2019 (2012 = 100)  
*Consumer Price Index of Kediri Municipality by Commodity Group, 2018-2019 (2012 = 100)*

| Bulan<br>Month       | Umum<br>General |        | Bahan Makanan<br>Food material |        | Makanan/ Minuman<br>Jadi, Rokok &<br>Tembakau<br>Food / Beverage,<br>Cigarettes & Tobacco |        |
|----------------------|-----------------|--------|--------------------------------|--------|---|--------|
|                      | 2018            | 2019   | 2018                           | 2019   | 2018  | 2019   |
| (1)                  | (2)             | (3)    | (4)                            | (5)    | (6)   | (7)    |
| Januari/ January     | 126,95          | 129,46 | 121,87                         | 126,89 | 131,88  | 134,76 |
| Februari/ February   | 127,28          | 129,35 | 122,88                         | 126,35 | 132,02  | 135,03 |
| Maret/ March         | 127,41          | 129,56 | 123,05                         | 127,50 | 132,09  | 135,12 |
| April/ April         | 127,59          | 130,03 | 123,50                         | 129,80 | 132,15  | 135,16 |
| Mei/ May             | 127,37          | 130,10 | 122,42                         | 128,93 | 132,18  | 135,77 |
| Juni/ June           | 127,92          | 130,20 | 123,52                         | 128,33 | 132,40  | 136,20 |
| Juli/ July           | 128,04          | 130,77 | 123,89                         | 130,19 | 132,51  | 136,66 |
| Agustus/ August      | 127,91          | 130,47 | 122,68                         | 127,98 | 133,15  | 136,67 |
| September/ September | 128,17          | 130,12 | 121,62                         | 125,85 | 134,07  | 136,94 |
| Oktober/ October     | 128,38          | 130,53 | 121,86                         | 126,66 | 134,05  | 137,66 |
| Nopember/ November   | 128,89          | 131,02 | 123,34                         | 128,74 | 134,78  | 137,74 |
| Desember/ December   | 129,27          | 131,63 | 125,45                         | 130,87 | 134,79  | 138,65 |

Lanjutan Tabel/Continued Table 9.3.1

| Bulan<br>Month       | Perumahan, Air, Listrik,<br>Gas & Bahan Bakar<br>Housing, Water,<br>Electricity, Gas & Fuel |        | Sandang<br>Clothing |        | Kesehatan<br>Health |        |
|----------------------|---|--------|---------------------|--------|---------------------|--------|
|                      | 2018  | 2019   | 2018                | 2019   | 2018                | 2019   |
| (1)                  | (9)   | (10)   | (11)                | (12)   | (13)                | (14)   |
| Januari/ January     | 131,08  | 131,41 | 113,40              | 114,00 | 123,49              | 124,19 |
| Februari/ February   | 131,17  | 131,36 | 113,69              | 114,10 | 123,54              | 124,45 |
| Maret/ March         | 131,17  | 131,29 | 113,80              | 114,09 | 123,57              | 124,35 |
| April/ April         | 131,19  | 131,21 | 113,95              | 113,77 | 123,58              | 124,41 |
| Mei/ May             | 131,20  | 131,30 | 113,93              | 113,86 | 123,60              | 124,79 |
| Juni/ June           | 131,20  | 131,40 | 113,75              | 114,38 | 123,60              | 124,79 |
| Juli/ July           | 131,35  | 131,54 | 113,84              | 114,96 | 123,68              | 125,29 |
| Agustus/ August      | 131,47  | 131,57 | 113,56              | 115,91 | 123,68              | 125,33 |
| September/ September | 131,53  | 131,68 | 113,80              | 116,20 | 123,60              | 125,38 |
| Oktober/ October     | 131,67  | 132,01 | 114,07              | 116,06 | 123,86              | 125,55 |
| Nopember/ November   | 131,73  | 132,09 | 113,96              | 115,85 | 124,19              | 125,84 |
| Desember/ December   | 131,49  | 132,12 | 113,80              | 115,70 | 124,19              | 126,00 |



Lanjutan Tabel/*Continued Table* 9.3.1

| Bulan<br>Month              | Pendidikan, Rekreasi & Olahraga<br><i>Education, Recreation &amp; Sports</i> |        | Transportasi, Komunikasi & Jasa<br>Keuangan<br><i>Transportation, Communication &amp;<br/>Financial Services</i> |        |
|-----------------------------|--|--------|--|--------|
|                             | 2018   | 2019   | 2018   | 2019   |
| (1)                         | (16)   | (17)   | (18)   | (19)   |
| Januari/ <i>January</i>     | 128,95   | 132,85 | 127,11   | 129,52 |
| Februari/ <i>February</i>   | 128,96   | 132,93 | 127,37   | 129,26 |
| Maret/ <i>March</i>         | 128,96   | 132,93 | 127,70   | 129,14 |
| April/ <i>April</i>         | 128,96   | 133,01 | 128,04   | 129,14 |
| Mei/ <i>May</i>             | 128,96   | 133,03 | 128,04   | 129,63 |
| Juni/ <i>June</i>           | 128,96   | 133,06 | 129,41   | 130,13 |
| Juli/ <i>July</i>           | 128,98   | 133,05 | 129,29   | 130,14 |
| Agustus/ <i>August</i>      | 128,98   | 134,46 | 129,29   | 130,14 |
| September/ <i>September</i> | 132,85   | 134,44 | 129,29   | 130,15 |
| Oktober/ <i>October</i>     | 132,88   | 134,54 | 129,77   | 130,30 |
| Nopember/ <i>November</i>   | 132,98   | 134,54 | 132,99   | 130,37 |
| Desember/ <i>December</i>   | 129,99   | 134,54 | 129,98   | 130,37 |

Catatan/Note: ...

Sumber/Source: BPS Kota Kediri/BPS-Statistics of Kediri Municipality

**Tabel**  
**Table** 9.3.2

**Laju Inflasi Bulanan Kota Kediri Menurut Kelompok Komoditi, 2018-2019**  
**Monthly Inflation Rate of Kediri Municipality by Commodity Group, 2018-2019**

| Bulan<br>Month       | Umum<br>General |       | Bahan Makanan<br>Food material |       | Makanan/ Minuman<br>Jadi, Rokok &<br>Tembakau<br>Food / Beverage,<br>Cigarettes & Tobacco |       |
|----------------------|-----------------|-------|--------------------------------|-------|---|-------|
|                      | 2018            | 2019  | 2018                           | 2019  | 2018  | 2019  |
| (1)                  | (2)             | (3)   | (4)                            | (5)   | (6)   | (7)   |
| Januari/ January     | 0,14            | 0,15  | 0,12                           | 1,15  | 0,08  | -0,02 |
| Februari/ February   | 0,26            | -0,08 | 0,83                           | -0,43 | 0,11  | 0,20  |
| Maret/ March         | 0,10            | 0,16  | 0,14                           | 0,91  | 0,05  | 0,07  |
| April/ April         | 0,14            | 0,36  | 0,37                           | 1,80  | 0,05  | 0,03  |
| Mei/ May             | -0,17           | 0,05  | -0,87                          | -0,67 | 0,02  | 0,45  |
| Juni/ June           | 0,43            | 0,08  | 0,90                           | -0,47 | 0,17  | 0,32  |
| Juli/ July           | 0,09            | 0,44  | 0,30                           | 1,45  | 0,08  | 0,34  |
| Agustus/ August      | -0,10           | -0,23 | -0,98                          | -1,70 | 0,48  | 0,01  |
| September/ September | 0,20            | -0,27 | -0,86                          | -1,66 | 0,69  | 0,20  |
| Oktober/ October     | 0,16            | 0,32  | 0,20                           | 0,64  | -0,01   | 0,53  |
| Nopember/ November   | 0,40            | 0,38  | 1,21                           | 1,64  | 0,54  | 0,06  |
| Desember/ December   | 0,29            | 0,47  | 1,71                           | 1,65  | 0,01  | 0,66  |

Lanjutan Tabel/*Continued Table* 9.3.2

| Bulan<br>Month       | Perumahan, Air, Listrik,<br>Gas & Bahan Bakar<br>Housing, Water,<br>Electricity, Gas & Fuel |       | Sandang<br>Clothing |       | Kesehatan<br>Health |       |
|----------------------|---|-------|---------------------|-------|---------------------|-------|
|                      | 2018  | 2019  | 2018                | 2019  | 2018                | 2019  |
| (1)                  | (9)   | (10)  | (11)                | (12)  | (13)                | (14)  |
| Januari/ January     | 0,24  | -0,06 | 0,30                | 0,18  | 0,08                | 0,00  |
| Februari/ February   | 0,07  | -0,04 | 0,26                | 0,09  | 0,04                | 0,21  |
| Maret/ March         | 0,00  | -0,05 | 0,10                | -0,01 | 0,02                | -0,08 |
| April/ April         | 0,02  | -0,06 | 0,13                | -0,28 | 0,01                | 0,05  |
| Mei/ May             | 0,01  | 0,07  | -0,02               | 0,08  | 0,02                | 0,31  |
| Juni/ June           | 0,00  | 0,08  | -0,16               | 0,46  | 0,00                | 0,00  |
| Juli/ July           | 0,11  | 0,11  | 0,08                | 0,51  | 0,06                | 0,40  |
| Agustus/ August      | 0,09  | 0,02  | -0,25               | 0,83  | 0,00                | 0,03  |
| September/ September | 0,05  | 0,08  | 0,21                | 0,25  | -0,06               | 0,04  |
| Oktober/ October     | 0,11  | 0,25  | 0,24                | -0,12 | 0,21                | 0,14  |
| Nopember/ November   | 0,05  | 0,06  | -0,10               | -0,18 | 0,27                | 0,23  |
| Desember/ December   | -0,18   | 0,02  | -0,14               | -0,13 | 0,00                | 0,13  |

Lanjutan Tabel/Continued Table 9.3.2

| Bulan<br>Month       | Pendidikan, Rekreasi & Olahraga<br>Education, Recreation & Sports |       | Transportasi, Komunikasi & Jasa<br>Keuangan<br>Transportation, Communication &<br>Financial Services |       |
|----------------------|---|-------|--|-------|
|                      | 2018  | 2019  | 2018   | 2019  |
| (1)                  | (16)  | (17)  | (18)   | (19)  |
| Januari/ January     | 0,02  | -0,11 | 0,13   | -0,35 |
| Februari/ February   | 0,01  | 0,06  | 0,20   | -0,20 |
| Maret/ March         | 0,00  | 0,00  | 0,26   | -0,09 |
| April/ April         | 0,00  | 0,06  | 0,27   | 0,00  |
| Mei/ May             | 0,00  | 0,02  | 0,00   | 0,38  |
| Jun/ June            | 0,00  | 0,02  | 1,07   | 0,39  |
| Juli/ July           | 0,02  | -0,01 | -0,09  | 0,01  |
| Agustus/ August      | 0,00  | 1,06  | 0,00   | 0,00  |
| September/ September | 3,00  | -0,01 | 0,00   | 0,01  |
| Oktober/ October     | 0,02  | 0,07  | 0,37   | 0,12  |
| Nopember/ November   | 0,08  | 0,00  | 0,17   | 0,05  |
| Desember/ December   | 0,01  | 0,00  | -0,01  | 0,00  |

Catatan/Note: ...

Sumber/Source: BPS Kota Kediri/BPS-Statistics of Kediri Municipality

**Tabel**  
**Table** 9.3.3**Statistik Harga Kebutuhan Rumah Tangga di Kabupaten Kediri menurut Komoditas dan Bulan Kalender, 2018-2019****Price Statistics of Household Needs in Kediri Regency by Commodity and Month, 2018-2019**

| Bulan<br>Month                        | Gabah dan Beras/ Grain and Rice                |                |   |                |                  |              |
|---------------------------------------|--|----------------|---|----------------|------------------|--------------|
|                                       | Gabah Kering Panen/<br>Harvest Dry Ir. 64 (Kw) |                | Gabah Kering Giling/<br>Milled Dry Grain Ir.<br>64 (Kw) |                | Beras/ Rice (Kg) |              |
|                                       | 2018   | 2019           | 2018  | 2019           | 2018             | 2019         |
| (1)                                   | (2)  | (3)            | (4)   | (5)            | (6)              | (7)          |
| Januari/ January                      | 543 333  | 491 000        | 643 333   | 581 000        | 11 286           | 9 857        |
| Februari/ February                    | 505 667  | 452 500        | 607 778   | 547 000        | 11 229           | 9 857        |
| Maret/ March                          | 435 500  | 427 000        | 538 571   | 508 000        | 10 243           | 9 600        |
| April/ April                          | 426 875  | 389 500        | 525 000   | 481 500        | 9 357            | 9 143        |
| Mei/ May                              | 433 889  | 383 500        | 521 667   | 480 500        | 9 386            | 8 957        |
| Juni/ June                            | 420 000  | 433 000        | 514 444   | 518 000        | 9 500            | 8 929        |
| Juli/ July                            | 438 889  | 465 000        | 527 778   | 527 000        | 9 500            | 9 157        |
| Agustus/ August                       | 450 000  | 469 000        | 539 444   | 547 500        | 9 271            | 9 286        |
| September/ September                  | 479 444  | 486 000        | 566 667   | 565 000        | 9 457            | 9 257        |
| Oktober/ October                      | 483 333  | 507 500        | 562 500   | 581 000        | 9 471            | 9 650        |
| Nopember/ November                    | 496 667  | 500 000        | 584 444   | 582 500        | 9 771            | 9 721        |
| Desember/ December                    | 501 111  | 496 500        | 593 889   | 586 500        | 10 257           | 9 857        |
| <b>Harga Terendah/ Lowest Price</b>   | <b>420 000</b>                                 | <b>383 500</b> | <b>514 444</b>  | <b>480 500</b> | <b>9 271</b>     | <b>8 929</b> |
| <b>Harga Tertinggi/ Highest Price</b> | <b>543 333</b>                                 | <b>507 500</b> | <b>643 333</b>  | <b>586 500</b> | <b>11 286</b>    | <b>9 857</b> |
| <b>Harga Rata-rata/ Average Price</b> | <b>467 892</b>                                 | <b>458 375</b> | <b>560 460</b>  | <b>542 125</b> | <b>9 894</b>     | <b>9 439</b> |

Lanjutan Tabel/Continued Table 9.3.3

| Bulan<br>Month                        | Jagung/ Corn                                       |                |  |              |
|---------------------------------------|--|----------------|--|--------------|
|                                       | di Tingkat Produsen/ at the<br>Producer Level (Kw) |                | di Tingkat Konsumen/ at the<br>Consumer Level (Kg) |              |
|                                       | 2018   | 2019           | 2018   | 2019         |
| (1)                                   | (8)  | (9)            | (10)   | (11)         |
| Januari/ January                      | 343 571  | 547 778        | 5 300  | 6 043        |
| Februari/ February                    | 335 625  | 472 778        | 5 300  | 6 214        |
| Maret/ March                          | 329 444  | 384 444        | 5 200  | 5 457        |
| April/ April                          | 342 889  | 401 500        | 4 900  | 5 271        |
| Mei/ May                              | 367 400  | 403 000        | 5 260  | 5 600        |
| Juni/ June                            | 352 600  | 409 000        | 5 060  | 5 686        |
| Juli/ July                            | 364 650  | 377 400        | 5 160  | 5 357        |
| Agustus/ August                       | 378 600  | 394 000        | 5 160  | 5 500        |
| September/ September                  | 441 000  | 393 500        | 5 300  | 5 571        |
| Oktober/ October                      | 478 000  | 388 750        | 5 140  | 5 529        |
| Nopember/ November                    | 501 000  | 372 550        | 5 960  | 5 386        |
| Desember/ December                    | 517 000  | 431 500        | 6 040  | 5 529        |
| <b>Harga Terendah/ Lowest Price</b>   | <b>329 444</b>                                     | <b>372 550</b> | <b>4 900</b>                                       | <b>5 271</b> |
| <b>Harga Tertinggi/ Highest Price</b> | <b>517 000</b>                                     | <b>547 778</b> | <b>6 040</b>                                       | <b>6 214</b> |
| <b>Harga Rata-rata/ Average Price</b> | <b>395 982</b>                                     | <b>414 683</b> | <b>5 315</b>                                       | <b>5 595</b> |

Lanjutan Tabel/*Continued Table* 9.3.3

| Bulan<br>Month                        | Kacang Tanah kupas/ Peeled Peanuts                 |                  |  |               |
|---------------------------------------|--|------------------|--|---------------|
|                                       | di Tingkat Produsen/ at the<br>Producer Level (Kw) |                  | di Tingkat Konsumen/ at the<br>Consumer Level (Kg) |               |
|                                       | 2018   | 2019             | 2018   | 2019          |
| (1)                                   | (12)   | (13)             | (14)   | (15)          |
| Januari/ January                      | 2 133 333  | 1 990 000        | 23 000   | 21 214        |
| Februari/ February                    | 2 225 000  | 2 140 000        | 22 786   | 21 643        |
| Maret/ March                          | 2 280 000  | 1 990 000        | 21 929   | 21 929        |
| April/ April                          | 2 175 000  | 2 050 000        | 21 571   | 22 143        |
| Mei/ May                              | 2 083 333  | 2 130 000        | 21 429   | 23 643        |
| Juni/ June                            | 2 191 667  | 2 100 000        | 21 143   | 24 071        |
| Juli/ July                            | 2 250 000  | 2 090 000        | 21 714   | 23 500        |
| Agustus/ August                       | 2 183 333  | 2 160 000        | 21 714   | 24 000        |
| September/ September                  | 2 200 000  | 1 828 000        | 21 429   | 25 286        |
| Oktober/ October                      | 2 150 000  | 2 190 000        | 20 714   | 25 000        |
| Nopember/ November                    | 2 141 667  | 2 190 000        | 20 500   | 24 929        |
| Desember/ December                    | 2 150 000  | 2 180 000        | 21 143   | 24 143        |
| <b>Harga Terendah/ Lowest Price</b>   | <b>2 083 333</b>                                   | <b>1 828 000</b> | <b>20 500</b>                                      | <b>21 214</b> |
| <b>Harga Tertinggi/ Highest Price</b> | <b>2 280 000</b>                                   | <b>2 190 000</b> | <b>23 000</b>                                      | <b>25 286</b> |
| <b>Harga Rata-rata/ Average Price</b> | <b>2 180 278</b>                                   | <b>2 086 500</b> | <b>21 589</b>                                      | <b>23 458</b> |

Lanjutan Tabel/Continued Table 9.3.3

| Bulan<br>Month                        | Bawang Merah/ Shallot                              |                  |  |               |
|---------------------------------------|--|------------------|--|---------------|
|                                       | di Tingkat Produsen/ at the<br>Producer Level (Kw) |                  | di Tingkat Konsumen/ at the<br>Consumer Level (Kg) |               |
|                                       | 2018   | 2019             | 2018   | 2019          |
| (1)                                   | (16)   | (17)             | (18)   | (19)          |
| Januari/ January                      | 1 150 000  | 1 650 000        | 15 214   | 21 615        |
| Februari/ February                    | 1 182 500  | 1 112 500        | 14 714   | 16 154        |
| Maret/ March                          | 1 482 500  | 1 375 000        | 19 286   | 23 769        |
| April/ April                          | 1 950 000  | 2 525 000        | 28 714   | 30 462        |
| Mei/ May                              | 1 850 000  | 1 437 500        | 27 714   | 22 385        |
| Juni/ June                            | 2 150 000  | 2 150 000        | 26 143   | 25 231        |
| Juli/ July                            | 1 200 000  | 1 837 500        | 21 571   | 21 692        |
| Agustus/ August                       | 1 137 500  | 1 175 000        | 19 286   | 17 231        |
| September/ September                  | 1 062 500  | 975 000          | 17 000   | 11 769        |
| Oktober/ October                      | 1 062 500  | 1 725 000        | 17 143   | 15 231        |
| Nopember/ November                    | 1 350 000  | 1 825 000        | 18 857   | 21 154        |
| Desember/ December                    | 1 350 000  | 2 000 000        | 23 000   | 26 308        |
| <b>Harga Terendah/ Lowest Price</b>   | <b>1 062 500</b>                                   | <b>975 000</b>   | <b>14 714</b>                                      | <b>11 769</b> |
| <b>Harga Tertinggi/ Highest Price</b> | <b>2 150 000</b>                                   | <b>2 525 000</b> | <b>28 714</b>                                      | <b>30 462</b> |
| <b>Harga Rata-rata/ Average Price</b> | <b>1 410 625</b>                                   | <b>1 648 958</b> | <b>20 720</b>                                      | <b>21 083</b> |



Lanjutan Tabel/*Continued Table* 9.3.3

| Bulan<br>Month                               | Bawang Putih/ <i>Garlic</i>                                |                  |  |               |
|--|--|------------------|--|---------------|
|  | di Tingkat Produsen/ <i>at the<br/>Producer Level (Kw)</i> |                  | di Tingkat Konsumen/ <i>at the<br/>Consumer Level (Kg)</i> |               |
|  | 2018   | 2019             | 2018   | 2019          |
| (1)  | (20)   | (21)             | (22)   | (23)          |
| Januari/ <i>January</i>                      | -  | -                | 16 667   | 16 143        |
| Februari/ <i>February</i>                    | -  | 1 600 000        | 18 000   | 16 429        |
| Maret/ <i>March</i>                          | -  | 1 850 000        | 24 000   | 22 000        |
| April/ <i>April</i>                          | -  | 3 700 000        | 28 833   | 32 714        |
| Mei/ <i>May</i>                              | -  | 3 000 000        | 21 143   | 35 571        |
| Juni/ <i>June</i>                            | 1 700 000  | 2 800 000        | 20 286   | 33 429        |
| Juli/ <i>July</i>                            | 1 700 000  | 2 600 000        | 20 429   | 27 000        |
| Agustus/ <i>August</i>                       | 1 500 000  | 2 100 000        | 21 143   | 24 714        |
| September/ <i>September</i>                  | 1 400 000  | 2 000 000        | 20 000   | 23 429        |
| Oktober/ <i>October</i>                      | 1 650 000  | 1 600 000        | 19 857   | 22 857        |
| November/ <i>November</i>                    | 1 500 000  | 2 200 000        | 17 286   | 24 571        |
| Desember/ <i>December</i>                    | 1 300 000  | 2 500 000        | 16 143   | 24 143        |
| <b>Harga Terendah/ <i>Lowest Price</i></b>   | <b>1 300 000</b>   | <b>1 600 000</b> | <b>16 143</b>  | <b>16 143</b> |
| <b>Harga Tertinggi/ <i>Highest Price</i></b> | <b>1 700 000</b>   | <b>3 700 000</b> | <b>28 833</b>  | <b>35 571</b> |
| <b>Harga Rata-rata/ <i>Average Price</i></b> | <b>895 833</b>   | <b>2 359 091</b> | <b>20 315</b>  | <b>25 250</b> |

Lanjutan Tabel/Continued Table 9.3.3

| Bulan<br>Month                        | Cabai Rawit/ Cayenne Pepper                        |                  |  |               |
|---------------------------------------|--|------------------|--|---------------|
|                                       | di Tingkat Produsen/ at the<br>Producer Level (Kw) |                  | di Tingkat Konsumen/ at the<br>Consumer Level (Kg) |               |
|                                       | 2018   | 2019             | 2018   | 2019          |
| (1)                                   | (24)   | (25)             | (26)   | (27)          |
| Januari/ January                      | 2 650 000  | 1 978 125        | 36 429   | 26 857        |
| Februari/ February                    | 3 057 143  | 962 500          | 36 143   | 13 714        |
| Maret/ March                          | 4 357 143  | 977 500          | 41 286   | 16 714        |
| April/ April                          | 2 128 571  | 981 250          | 39 571   | 13 500        |
| Mei/ May                              | 1 912 500  | 841 250          | 28 714   | 16 786        |
| Juni/ June                            | 2 047 500  | 972 500          | 24 857   | 15 429        |
| Juli/ July                            | 3 675 000  | 5 387 500        | 42 857   | 56 714        |
| Agustus/ August                       | 2 406 250  | 6 768 750        | 25 429   | 84 143        |
| September/ September                  | 990 625  | 3 637 500        | 23 000   | 54 286        |
| Oktober/ October                      | 1 775 000  | 2 600 000        | 23 000   | 36 857        |
| Nopember/ November                    | 1 181 250  | 1 893 750        | 20 429   | 31 571        |
| Desember/ December                    | 1 850 000  | 2 556 250        | 21 714   | 33 143        |
| <b>Harga Terendah/ Lowest Price</b>   | <b>990 625</b>                                     | <b>841 250</b>   | <b>20 429</b>                                      | <b>13 500</b> |
| <b>Harga Tertinggi/ Highest Price</b> | <b>4 357 143</b>                                   | <b>6 768 750</b> | <b>42 857</b>                                      | <b>84 143</b> |
| <b>Harga Rata-rata/ Average Price</b> | <b>2 335 915</b>                                   | <b>2 463 073</b> | <b>30 286</b>                                      | <b>33 310</b> |

Lanjutan Tabel/*Continued Table* 9.3.3

| Bulan<br>Month                        | Bayam/ Spinach                                     |                |  |              |
|---------------------------------------|--|----------------|--|--------------|
|                                       | di Tingkat Produsen/ at the<br>Producer Level (Kw) |                | di Tingkat Konsumen/ at the<br>Consumer Level (Kg) |              |
|                                       | 2018   | 2019           | 2018   | 2019         |
| (1)                                   | (28)   | (29)           | (30)   | (31)         |
| Januari/ January                      | 276 667  | 175 000        | 3 250  | 3 250        |
| Februari/ February                    | 193 333  | 245 000        | 3 167  | 3 583        |
| Maret/ March                          | 186 667  | 280 000        | 3 083  | 3 500        |
| April/ April                          | 175 000  | 258 333        | 2 917  | 3 667        |
| Mei/ May                              | 191 667  | 155 000        | 2 917  | 3 500        |
| Juni/ June                            | 160 000  | 181 667        | 2 917  | 3 500        |
| Juli/ July                            | 275 000  | 325 000        | 3 217  | 3 750        |
| Agustus/ August                       | 211 667  | 241 667        | 3 417  | 3 500        |
| September/ September                  | 185 000  | 241 667        | 3 083  | 3 500        |
| Oktober/ October                      | 256 667  | 285 000        | 3 500  | 3 250        |
| Nopember/ November                    | 186 667  | 236 667        | 3 333  | 3 000        |
| Desember/ December                    | 133 333  | 240 000        | 3 250  | 2 917        |
| <b>Harga Terendah/ Lowest Price</b>   | <b>133 333</b>                                     | <b>155 000</b> | <b>2 917</b>                                       | <b>2 917</b> |
| <b>Harga Tertinggi/ Highest Price</b> | <b>276 667</b>                                     | <b>325 000</b> | <b>3 500</b>                                       | <b>3 750</b> |
| <b>Harga Rata-rata/ Average Price</b> | <b>202 639</b>                                     | <b>238 750</b> | <b>3 171</b>                                       | <b>3 410</b> |

Lanjutan Tabel/Continued Table 9.3.3

| <b>Kacang Panjang/ Long Beans</b>     |  |                |  |              |
|---------------------------------------|--|----------------|--|--------------|
| <b>Bulan<br/>Month</b>                | <b>di Tingkat Produsen/ at the<br/>Producer Level (Kw)</b> |                | <b>di Tingkat Konsumen/ at the<br/>Consumer Level (Kg)</b> |              |
|                                       | <b>2018</b>  | <b>2019</b>    | <b>2018</b>  | <b>2019</b>  |
| <b>(1)</b>                            | <b>(32)</b>  | <b>(33)</b>    | <b>(34)</b>  | <b>(35)</b>  |
| Januari/ January                      | 212 500  | 153 750        | 3 857  | 2 583        |
| Februari/ February                    | 260 000  | 163 750        | 3 543  | 4 500        |
| Maret/ March                          | 153 750  | 275 625        | 3 471  | 4 000        |
| April/ April                          | 140 000  | 304 375        | 2 571  | 4 500        |
| Mei/ May                              | 215 556  | 201 250        | 3 471  | 4 250        |
| Juni/ June                            | 440 000  | 328 750        | 4 400  | 4 917        |
| Juli/ July                            | 518 889  | 467 500        | 4 943  | 5 417        |
| Agustus/ August                       | 481 111  | 452 500        | 6 357  | 5 917        |
| September/ September                  | 433 333  | 226 250        | 4 714  | 5 333        |
| Oktober/ October                      | 401 111  | 350 625        | 5 071  | 5 500        |
| Nopember/ November                    | 343 333  | 342 500        | 4 786  | 4 667        |
| Desember/ December                    | 183 333  | 387 500        | 4 443  | 4 917        |
| <b>Harga Terendah/ Lowest Price</b>   | <b>140 000</b>   | <b>153 750</b> | <b>2 571</b>   | <b>2 583</b> |
| <b>Harga Tertinggi/ Highest Price</b> | <b>518 889</b>   | <b>467 500</b> | <b>6 357</b>   | <b>5 917</b> |
| <b>Harga Rata-rata/ Average Price</b> | <b>315 243</b>   | <b>304 531</b> | <b>4 302</b>   | <b>4 708</b> |

Lanjutan Tabel/Continued Table 9.3.3

| Bulan<br>Month                        | Kubis/ Cabbage                                     |                |  |              |
|---------------------------------------|--|----------------|--|--------------|
|                                       | di Tingkat Produsen/ at the<br>Producer Level (Kw) |                | di Tingkat Konsumen/ at the<br>Consumer Level (Kg) |              |
|                                       | 2018   | 2019           | 2018   | 2019         |
| (1)                                   | (36)   | (37)           | (38)   | (39)         |
| Januari/ January                      | 516 667  | 250 000        | 6 286  | 6 438        |
| Februari/ February                    | 520 000  | 250 000        | 6 357  | 5 750        |
| Maret/ March                          | 530 000  | 250 000        | 6 071  | 5 750        |
| April/ April                          | 530 000  | 250 000        | 7 650  | 5 625        |
| Mei/ May                              | 530 000  | 250 000        | 7 313  | 5 688        |
| Juni/ June                            | 525 000  | 250 000        | 6 313  | 6 500        |
| Juli/ July                            | 525 000  | 350 000        | 6 000  | 6 625        |
| Agustus/ August                       | 425 000  | 250 000        | 5 563  | 5 875        |
| September/ September                  | 400 000  | 200 000        | 5 688  | 5 250        |
| Oktober/ October                      | 400 000  | 200 000        | 6 938  | 5 063        |
| Nopember/ November                    | 400 000  | 200 000        | 7 125  | 5 214        |
| Desember/ December                    | 400 000  | 200 000        | 6 850  | 5 357        |
| <b>Harga Terendah/ Lowest Price</b>   | <b>400 000</b>                                     | <b>200 000</b> | <b>5 563</b>                                       | <b>5 063</b> |
| <b>Harga Tertinggi/ Highest Price</b> | <b>530 000</b>                                     | <b>350 000</b> | <b>7 650</b>                                       | <b>6 625</b> |
| <b>Harga Rata-rata/ Average Price</b> | <b>475 139</b>                                     | <b>241 667</b> | <b>6 513</b>                                       | <b>5 761</b> |

Lanjutan Tabel/*Continued Table 9.3.3*

| <b>Sawi Hijau/ Mustard</b>                   |  |                |  |              |
|--|--|----------------|--|--------------|
| <b>Bulan<br/>Month</b>                       | <b>di Tingkat Produsen/ at the<br/>Producer Level (Kw)</b> |                | <b>di Tingkat Konsumen/ at the<br/>Consumer Level (Kg)</b> |              |
|  | <b>2018</b>  | <b>2019</b>    | <b>2018</b>  | <b>2019</b>  |
| <b>(1)</b>                                   | <b>(40)</b>  | <b>(41)</b>    | <b>(42)</b>  | <b>(43)</b>  |
| Januari/ <i>January</i>                      | 268 571  | 182 857        | 5 083  | 3 117        |
| Februari/ <i>February</i>                    | 202 143  | 269 167        | 4 333  | 5 167        |
| Maret/ <i>March</i>                          | 187 143  | 318 571        | 4 583  | 5 417        |
| April/ <i>April</i>                          | 287 143  | 345 714        | 4 750  | 5 417        |
| Mei/ <i>May</i>                              | 347 778  | 167 143        | 6 083  | 4 417        |
| Juni/ <i>June</i>                            | 235 556  | 157 143        | 5 067  | 4 083        |
| Juli/ <i>July</i>                            | 255 556  | 325 714        | 5 400  | 4 917        |
| Agustus/ <i>August</i>                       | 178 889  | 225 714        | 4 833  | 5 000        |
| September/ <i>September</i>                  | 158 889  | 197 143        | 3 500  | 4 000        |
| Oktober/ <i>October</i>                      | 371 111  | 350 357        | 6 000  | 4 333        |
| Nopember/ <i>November</i>                    | 154 444  | 261 429        | 4 417  | 5 417        |
| Desember/ <i>December</i>                    | 233 333  | 272 857        | 5 000  | 4 833        |
| <b>Harga Terendah/ <i>Lowest Price</i></b>   | <b>154 444</b>   | <b>157 143</b> | <b>3 500</b>   | <b>3 117</b> |
| <b>Harga Tertinggi/ <i>Highest Price</i></b> | <b>371 111</b>   | <b>350 357</b> | <b>6 083</b>   | <b>5 417</b> |
| <b>Harga Rata-rata/ <i>Average Price</i></b> | <b>240 046</b>   | <b>256 151</b> | <b>4 921</b>   | <b>4 676</b> |

Lanjutan Tabel/*Continued Table* 9.3.3

| Bulan<br>Month                               | Kangkung/ Kale   |                |  |              |
|--|--|----------------|--|--------------|
|  | di Tingkat Produsen/ <i>at the<br/>Producer Level (Kw)</i> |                | di Tingkat Konsumen/ <i>at the<br/>Consumer Level (Kg)</i> |              |
|  | 2018   | 2019           | 2018   | 2019         |
| (1)  | (44)   | (45)           | (46)   | (47)         |
| Januari/ <i>January</i>                      | 200 000  | 135 000        | 3 071  | 3 471        |
| Februari/ <i>February</i>                    | 168 571  | 190 000        | 2 786  | 3 614        |
| Maret/ <i>March</i>                          | 147 143  | 181 667        | 2 821  | 3 429        |
| April/ <i>April</i>                          | 122 143  | 214 444        | 2 714  | 3 643        |
| Mei/ <i>May</i>                              | 180 714  | 148 889        | 2 821  | 3 571        |
| Juni/ <i>June</i>                            | 168 571  | 147 778        | 2 607  | 3 357        |
| Juli/ <i>July</i>                            | 250 000  | 243 333        | 2 829  | 3 429        |
| Agustus/ <i>August</i>                       | 214 286  | 205 556        | 3 286  | 3 500        |
| September/ <i>September</i>                  | 147 143  | 187 778        | 3 000  | 3 429        |
| Oktober/ <i>October</i>                      | 128 571  | 203 333        | 2 786  | 2 714        |
| Nopember/ <i>November</i>                    | 111 429  | 172 222        | 2 714  | 2 429        |
| Desember/ <i>December</i>                    | 98 571   | 397 778        | 2 786  | 2 500        |
| <b>Harga Terendah/ <i>Lowest Price</i></b>   | <b>98 571</b>  | <b>135 000</b> | <b>2 607</b>   | <b>2 429</b> |
| <b>Harga Tertinggi/ <i>Highest Price</i></b> | <b>250 000</b>   | <b>397 778</b> | <b>3 286</b>   | <b>3 643</b> |
| <b>Harga Rata-rata/ <i>Average Price</i></b> | <b>161 429</b>   | <b>202 315</b> | <b>2 852</b>   | <b>3 257</b> |

Lanjutan Tabel/Continued Table 9.3.3

| Bulan<br>Month                        | Nangka Muda/ Young Jackfruit                       |                |  |              |
|---------------------------------------|--|----------------|--|--------------|
|                                       | di Tingkat Produsen/ at the<br>Producer Level (Kw) |                | di Tingkat Konsumen/ at the<br>Consumer Level (Kg) |              |
|                                       | 2018   | 2019           | 2018   | 2019         |
| (1)                                   | (48)   | (49)           | (50)   | (51)         |
| Januari/ January                      | 300 000  | 350 000        | 4 250  | 5 000        |
| Februari/ February                    | 500 000  | 600 000        | 4 650  | 5 500        |
| Maret/ March                          | 650 000  | 675 000        | 4 500  | 5 500        |
| April/ April                          | 350 000  | 750 000        | 4 350  | 6 000        |
| Mei/ May                              | 170 000  | 755 000        | 4 350  | 6 000        |
| Juni/ June                            | 150 000  | 805 000        | 4 600  | 6 000        |
| Juli/ July                            | 110 000  | 805 000        | 4 600  | 6 000        |
| Agustus/ August                       | 150 000  | 655 000        | 4 600  | 6 000        |
| September/ September                  | 100 000  | 655 000        | 4 600  | 6 000        |
| Oktober/ October                      | 100 000  | 605 000        | 4 600  | 5 000        |
| Nopember/ November                    | 120 000  | 505 000        | 4 600  | 5 000        |
| Desember/ December                    | 100 000  | 455 000        | 4 850  | 5 250        |
| <b>Harga Terendah/ Lowest Price</b>   | <b>100 000</b>                                     | <b>350 000</b> | <b>4 250</b>                                       | <b>5 000</b> |
| <b>Harga Tertinggi/ Highest Price</b> | <b>650 000</b>                                     | <b>805 000</b> | <b>4 850</b>                                       | <b>6 000</b> |
| <b>Harga Rata-rata/ Average Price</b> | <b>233 333</b>                                     | <b>634 583</b> | <b>4 546</b>                                       | <b>5 604</b> |



Lanjutan Tabel/*Continued Table* 9.3.3

| Bulan<br>Month                        | Tomat Sayur/ Tomatoes                              |                |  |               |
|---------------------------------------|--|----------------|--|---------------|
|                                       | di Tingkat Produsen/ at the<br>Producer Level (Kw) |                | di Tingkat Konsumen/ at the<br>Consumer Level (Kg) |               |
|                                       | 2018   | 2019           | 2018   | 2019          |
| (1)                                   | (52)   | (53)           | (54)   | (55)          |
| Januari/ January                      | 334 286  | 422 857        | 4 857  | 6 857         |
| Februari/ February                    | 433 750  | 255 000        | 6 286  | 7 143         |
| Maret/ March                          | 305 625  | 426 667        | 5 714  | 6 857         |
| April/ April                          | 335 000  | 647 500        | 7 014  | 12 857        |
| Mei/ May                              | 379 286  | 452 500        | 5 886  | 8 786         |
| Juni/ June                            | 344 286  | 390 833        | 6 171  | 8 643         |
| Juli/ July                            | 501 429  | 163 333        | 7 029  | 5 429         |
| Agustus/ August                       | 365 714  | 331 429        | 6 586  | 3 786         |
| September/ September                  | 222 143  | 267 143        | 4 171  | 4 214         |
| Oktober/ October                      | 78 571   | 330 000        | 3 743  | 3 857         |
| Nopember/ November                    | 84 286   | 494 286        | 3 443  | 7 143         |
| Desember/ December                    | 202 857  | 495 714        | 4 057  | 8 357         |
| <b>Harga Terendah/ Lowest Price</b>   | <b>78 571</b>                                      | <b>163 333</b> | <b>3 443</b>                                       | <b>3 786</b>  |
| <b>Harga Tertinggi/ Highest Price</b> | <b>501 429</b>                                     | <b>647 500</b> | <b>7 029</b>                                       | <b>12 857</b> |
| <b>Harga Rata-rata/ Average Price</b> | <b>298 936</b>                                     | <b>389 772</b> | <b>5 413</b>                                       | <b>6 994</b>  |

Lanjutan Tabel/Continued Table 9.3.3

| Bulan<br>Month                        | Wortel/ Carrot                                     |      |  |               |
|---------------------------------------|--|------|--|---------------|
|                                       | di Tingkat Produsen/ at the<br>Producer Level (Kw) |      | di Tingkat Konsumen/ at the<br>Consumer Level (Kg) |               |
|                                       | 2018   | 2019 | 2018   | 2019          |
| (1)                                   | (56)   | (57) | (58)   | (59)          |
| Januari/ January                      | ...  | ...  | 11 333   | 10 571        |
| Februari/ February                    | ...  | ...  | 9 500  | 11 143        |
| Maret/ March                          | ...  | ...  | 8 750  | 9 571         |
| April/ April                          | ...  | ...  | 8 583  | 7 857         |
| Mei/ May                              | ...  | ...  | 8 500  | 9 714         |
| Juni/ June                            | ...  | ...  | 9 333  | 10 000        |
| Juli/ July                            | ...  | ...  | 9 167  | 9 571         |
| Agustus/ August                       | ...  | ...  | 8 500  | 9 000         |
| September/ September                  | ...  | ...  | 8 667  | 8 429         |
| Oktober/ October                      | ...  | ...  | 9 000  | 8 286         |
| Nopember/ November                    | ...  | ...  | 10 517   | 8 429         |
| Desember/ December                    | ...  | ...  | 11 017   | 8 857         |
| <b>Harga Terendah/ Lowest Price</b>   | ...  | ...  | <b>8 500</b>                                       | <b>7 857</b>  |
| <b>Harga Tertinggi/ Highest Price</b> | ...  | ...  | <b>11 333</b>                                      | <b>11 143</b> |
| <b>Harga Rata-rata/ Average Price</b> | ...  | ...  | <b>9 406</b>                                       | <b>9 286</b>  |

Lanjutan Tabel/*Continued Table* 9.3.3

| Bulan<br>Month                               | Pepaya Muda/ <i>Young Papaya</i>                       |                |  |              |
|--|--|----------------|--|--------------|
|  | di Tingkat Produsen/ <i>at the Producer Level (Kw)</i> |                | di Tingkat Konsumen/ <i>at the Consumer Level (Kg)</i> |              |
|  | 2018   | 2019           | 2018   | 2019         |
| (1)  | (60)   | (61)           | (62)   | (63)         |
| Januari/ <i>January</i>                      | 50 000   | 180 000        | 3 250  | 3 100        |
| Februari/ <i>February</i>                    | 50 000   | 180 000        | 3 375  | 3 400        |
| Maret/ <i>March</i>                          | 50 000   | 180 000        | 3 000  | 3 400        |
| April/ <i>April</i>                          | 50 000   | 190 000        | 2 867  | 3 800        |
| Mei/ <i>May</i>                              | 50 000   | 190 000        | 3 425  | 4 200        |
| Juni/ <i>June</i>                            | 50 000   | 180 000        | 3 375  | 4 300        |
| Juli/ <i>July</i>                            | 50 000   | 190 000        | 3 500  | 4 500        |
| Agustus/ <i>August</i>                       | 60 000   | 180 000        | 4 250  | 4 400        |
| September/ <i>September</i>                  | 60 000   | 180 000        | 3 625  | 4 400        |
| Oktober/ <i>October</i>                      | 60 000   | 180 000        | 3 625  | 4 000        |
| Nopember/ <i>November</i>                    | 60 000   | 185 000        | 3 925  | 3 500        |
| Desember/ <i>December</i>                    | 60 000   | 180 000        | 3 425  | 3 600        |
| <b>Harga Terendah/ <i>Lowest Price</i></b>   | <b>50 000</b>  | <b>180 000</b> | <b>2 867</b>   | <b>3 100</b> |
| <b>Harga Tertinggi/ <i>Highest Price</i></b> | <b>60 000</b>  | <b>190 000</b> | <b>4 250</b>   | <b>4 500</b> |
| <b>Harga Rata-rata/ <i>Average Price</i></b> | <b>54 167</b>  | <b>182 917</b> | <b>3 470</b>   | <b>3 883</b> |

Lanjutan Tabel/Continued Table 9.3.3

| Bulan<br>Month                        | Terung Panjang/ Long Eggplant                      |                |  |              |
|---------------------------------------|--|----------------|--|--------------|
|                                       | di Tingkat Produsen/ at the<br>Producer Level (Kw) |                | di Tingkat Konsumen/ at the<br>Consumer Level (Kg) |              |
|                                       | 2018   | 2019           | 2018   | 2019         |
| (1)                                   | (64)   | (65)           | (66)   | (67)         |
| Januari/ January                      | 314 286  | 72 222         | 4 786  | 2 429        |
| Februari/ February                    | 318 571  | 136 667        | 4 857  | 3 429        |
| Maret/ March                          | 250 714  | 145 556        | 5 000  | 2 714        |
| April/ April                          | 198 750  | 235 556        | 4 500  | 4 214        |
| Mei/ May                              | 222 222  | 273 333        | 4 500  | 4 250        |
| Juni/ June                            | 222 222  | 317 222        | 4 229  | 4 643        |
| Juli/ July                            | 350 000  | 448 889        | 6 086  | 6 857        |
| Agustus/ August                       | 306 667  | 127 778        | 4 657  | 4 571        |
| September/ September                  | 247 778  | 141 667        | 4 371  | 4 000        |
| Oktober/ October                      | 281 111  | 143 333        | 4 943  | 3 643        |
| Nopember/ November                    | 107 222  | 152 222        | 3 743  | 3 786        |
| Desember/ December                    | 103 333  | 131 111        | 3 386  | 3 500        |
| <b>Harga Terendah/ Lowest Price</b>   | <b>103 333</b>                                     | <b>72 222</b>  | <b>3 386</b>                                       | <b>2 429</b> |
| <b>Harga Tertinggi/ Highest Price</b> | <b>350 000</b>                                     | <b>448 889</b> | <b>6 086</b>                                       | <b>6 857</b> |
| <b>Harga Rata-rata/ Average Price</b> | <b>243 573</b>                                     | <b>193 796</b> | <b>4 588</b>                                       | <b>4 003</b> |

Lanjutan Tabel/*Continued Table* 9.3.3

| Bulan<br>Month                               | Ketimun/ <i>Cucumber</i>                                   |                |  |              |
|--|--|----------------|--|--------------|
|  | di Tingkat Produsen/ <i>at the<br/>Producer Level (Kw)</i> |                | di Tingkat Konsumen/ <i>at the<br/>Consumer Level (Kg)</i> |              |
|  | 2018   | 2019           | 2018   | 2019         |
| (1)  | (68)   | (69)           | (70)   | (71)         |
| Januari/ <i>January</i>                      | 238 889  | 111 667        | 4 000  | 3 214        |
| Februari/ <i>February</i>                    | 228 333  | 248 889        | 3 786  | 5 000        |
| Maret/ <i>March</i>                          | 144 444  | 232 222        | 3 357  | 4 571        |
| April/ <i>April</i>                          | 97 778   | 93 889         | 3 600  | 3 571        |
| Mei/ <i>May</i>                              | 266 667  | 77 222         | 5 000  | 2 786        |
| Juni/ <i>June</i>                            | 391 000  | 123 889        | 6 000  | 3 071        |
| Juli/ <i>July</i>                            | 306 000  | 316 889        | 5 686  | 6 786        |
| Agustus/ <i>August</i>                       | 431 000  | 165 556        | 7 000  | 5 286        |
| September/ <i>September</i>                  | 151 000  | 163 333        | 4 000  | 4 143        |
| Oktober/ <i>October</i>                      | 230 000  | 542 222        | 3 929  | 7 143        |
| Nopember/ <i>November</i>                    | 149 000  | 286 667        | 4 186  | 5 714        |
| Desember/ <i>December</i>                    | 172 000  | 363 750        | 4 386  | 5 429        |
| <b>Harga Terendah/ <i>Lowest Price</i></b>   | <b>97 778</b>  | <b>77 222</b>  | <b>3 357</b>   | <b>2 786</b> |
| <b>Harga Tertinggi/ <i>Highest Price</i></b> | <b>431 000</b>   | <b>542 222</b> | <b>7 000</b>   | <b>7 143</b> |
| <b>Harga Rata-rata/ <i>Average Price</i></b> | <b>233 843</b>   | <b>227 183</b> | <b>4 577</b>   | <b>4 726</b> |

Lanjutan Tabel/Continued Table 9.3.3

| Bulan<br>Month                        | Jeruk/ Orange                                      |      |  |               |
|---------------------------------------|--|------|--|---------------|
|                                       | di Tingkat Produsen/ at the<br>Producer Level (Kw) |      | di Tingkat Konsumen/ at the<br>Consumer Level (Kg) |               |
|                                       | 2018   | 2019 | 2018   | 2019          |
| (1)                                   | (72)   | (73) | (74)   | (75)          |
| Januari/ January                      | ...  | ...  | 11 200   | 14 000        |
| Februari/ February                    | ...  | ...  | 12 600   | 13 250        |
| Maret/ March                          | ...  | ...  | 11 600   | 13 250        |
| April/ April                          | ...  | ...  | 11 800   | 12 750        |
| Mei/ May                              | ...  | ...  | 11 167   | 11 625        |
| Juni/ June                            | ...  | ...  | 11 167   | 11 556        |
| Juli/ July                            | ...  | ...  | 10 833   | 10 889        |
| Agustus/ August                       | ...  | ...  | 10 833   | 9 944         |
| September/ September                  | ...  | ...  | 11 333   | 11 056        |
| Oktober/ October                      | ...  | ...  | 11 500   | 13 444        |
| Nopember/ November                    | ...  | ...  | 13 000   | 17 111        |
| Desember/ December                    | ...  | ...  | 14 333   | 19 556        |
| <b>Harga Terendah/ Lowest Price</b>   | ...  | ...  | <b>10 833</b>                                      | <b>9 944</b>  |
| <b>Harga Tertinggi/ Highest Price</b> | ...  | ...  | <b>14 333</b>                                      | <b>19 556</b> |
| <b>Harga Rata-rata/ Average Price</b> | ...  | ...  | <b>11 781</b>                                      | <b>13 203</b> |

Lanjutan Tabel/*Continued Table 9.3.3*

| Bulan<br>Month                               | Pisang/ <i>Banana</i>                                      |                |  |               |
|--|--|----------------|--|---------------|
|  | di Tingkat Produsen/ <i>at the<br/>Producer Level (Kw)</i> |                | di Tingkat Konsumen/ <i>at the<br/>Consumer Level (Kg)</i> |               |
|  | 2018   | 2019           | 2018   | 2019          |
| (1)  | (76)   | (77)           | (78)   | (79)          |
| Januari/ <i>January</i>                      | 186 875  | 195 000        | 17 750   | 22 025        |
| Februari/ <i>February</i>                    | 187 500  | 228 333        | 17 250   | 15 075        |
| Maret/ <i>March</i>                          | 190 000  | 218 636        | 16 550   | 15 075        |
| April/ <i>April</i>                          | 190 000  | 218 636        | 16 850   | 14 950        |
| Mei/ <i>May</i>                              | 222 500  | 250 909        | 16 550   | 17 225        |
| Juni/ <i>June</i>                            | 229 375  | 260 000        | 16 550   | 17 550        |
| Juli/ <i>July</i>                            | 228 125  | 260 000        | 16 350   | 17 700        |
| Agustus/ <i>August</i>                       | 228 125  | 301 818        | 16 550   | 15 950        |
| September/ <i>September</i>                  | 230 625  | 297 273        | 17 250   | 15 950        |
| Oktober/ <i>October</i>                      | 230 625  | 294 091        | 18 050   | 16 150        |
| Nopember/ <i>November</i>                    | 229 375  | 294 091        | 18 200   | 16 100        |
| Desember/ <i>December</i>                    | 231 875  | 303 182        | 19 200   | 16 175        |
| <b>Harga Terendah/ <i>Lowest Price</i></b>   | <b>186 875</b>   | <b>195 000</b> | <b>16 350</b>  | <b>14 950</b> |
| <b>Harga Tertinggi/ <i>Highest Price</i></b> | <b>231 875</b>   | <b>303 182</b> | <b>19 200</b>  | <b>22 025</b> |
| <b>Harga Rata-rata/ <i>Average Price</i></b> | <b>215 417</b>   | <b>260 164</b> | <b>17 258</b>  | <b>16 660</b> |

Lanjutan Tabel/Continued Table 9.3.3

| Bulan<br>Month                        | Pepaya/ Papaya                                     |                |  |              |
|---------------------------------------|--|----------------|--|--------------|
|                                       | di Tingkat Produsen/ at the<br>Producer Level (Kw) |                | di Tingkat Konsumen/ at the<br>Consumer Level (Kg) |              |
|                                       | 2018   | 2019           | 2018   | 2019         |
| (1)                                   | (80)   | (81)           | (82)   | (83)         |
| Januari/ January                      | 240 000  | 200 000        | 5 000  | 4 400        |
| Februari/ February                    | 250 000  | 275 000        | 4 625  | 4 540        |
| Maret/ March                          | 226 667  | 275 000        | 4 000  | 4 540        |
| April/ April                          | 226 667  | 275 000        | 4 875  | 5 000        |
| Mei/ May                              | 226 667  | 275 000        | 5 000  | 5 200        |
| Juni/ June                            | 246 667  | 275 000        | 5 000  | 5 200        |
| Juli/ July                            | 253 333  | 275 000        | 3 500  | 5 400        |
| Agustus/ August                       | 253 333  | 275 000        | 3 750  | 5 400        |
| September/ September                  | 253 333  | 285 000        | 3 925  | 5 400        |
| Oktober/ October                      | 253 333  | 285 000        | 4 000  | 5 400        |
| Nopember/ November                    | 253 333  | 270 000        | 3 750  | 5 600        |
| Desember/ December                    | 230 000  | 270 000        | 3 750  | 5 600        |
| <b>Harga Terendah/ Lowest Price</b>   | <b>226 667</b>                                     | <b>200 000</b> | <b>3 500</b>                                       | <b>4 400</b> |
| <b>Harga Tertinggi/ Highest Price</b> | <b>253 333</b>                                     | <b>285 000</b> | <b>5 000</b>                                       | <b>5 600</b> |
| <b>Harga Rata-rata/ Average Price</b> | <b>242 778</b>                                     | <b>269 583</b> | <b>4 265</b>                                       | <b>5 140</b> |



Lanjutan Tabel/*Continued Table* 9.3.3

| Bulan<br>Month                        | Kelapa/ Coconut   |                |  |              |
|---------------------------------------|---|----------------|--|--------------|
|                                       | di Tingkat Produsen (100 butir)/<br>at the Producer Level (100 items) |                | di Tingkat Konsumen (1 butir)/ at<br>the Consumer Level (1 item) |              |
|                                       | 2018  | 2019           | 2018   | 2019         |
| (1)                                   | (84)  | (85)           | (86)   | (87)         |
| Januari/ January                      | 610 000   | 530 000        | 7 214  | 6 357        |
| Februari/ February                    | 600 000   | 530 000        | 6 786  | 6 571        |
| Maret/ March                          | 635 000   | 500 000        | 6 786  | 6 786        |
| April/ April                          | 605 000   | 500 000        | 6 214  | 6 929        |
| Mei/ May                              | 600 000   | 550 000        | 6 357  | 8 071        |
| Juni/ June                            | 610 000   | 550 000        | 6 429  | 8 143        |
| Juli/ July                            | 620 000   | 550 000        | 6 429  | 7 500        |
| Agustus/ August                       | 600 000   | 500 000        | 5 929  | 7 429        |
| September/ September                  | 550 000   | 500 000        | 6 000  | 7 429        |
| Oktober/ October                      | 570 000   | 500 000        | 5 786  | 7 429        |
| Nopember/ November                    | 540 000   | 500 000        | 5 643  | 7 357        |
| Desember/ December                    | 530 000   | 500 000        | 6 143  | 7 571        |
| <b>Harga Terendah/ Lowest Price</b>   | <b>530 000</b>  | <b>500 000</b> | <b>5 643</b>   | <b>6 357</b> |
| <b>Harga Tertinggi/ Highest Price</b> | <b>635 000</b>  | <b>550 000</b> | <b>7 214</b>   | <b>8 143</b> |
| <b>Harga Rata-rata/ Average Price</b> | <b>589 167</b>  | <b>517 500</b> | <b>6 310</b>   | <b>7 298</b> |

Lanjutan Tabel/Continued Table 9.3.3

| Bulan<br>Month                        | Daging Sapi/ Beef                                  |      |  |                |
|---------------------------------------|--|------|--|----------------|
|                                       | di Tingkat Produsen/ at the<br>Producer Level (Kw) |      | di Tingkat Konsumen/ at the<br>Consumer Level (Kg) |                |
|                                       | 2018   | 2019 | 2018   | 2019           |
| (1)                                   | (88)   | (89) | (90)   | (91)           |
| Januari/ January                      | ...  | ...  | 96 769   | 99 923         |
| Februari/ February                    | ...  | ...  | 96 154   | 100 846        |
| Maret/ March                          | ...  | ...  | 94 385   | 98 769         |
| April/ April                          | ...  | ...  | 95 923   | 97 231         |
| Mei/ May                              | ...  | ...  | 95 769   | 98 000         |
| Juni/ June                            | ...  | ...  | 96 615   | 100 231        |
| Juli/ July                            | ...  | ...  | 97 038   | 100 615        |
| Agustus/ August                       | ...  | ...  | 97 038   | 99 077         |
| September/ September                  | ...  | ...  | 96 231   | 96 769         |
| Oktober/ October                      | ...  | ...  | 95 115   | 97 769         |
| Nopember/ November                    | ...  | ...  | 94 962   | 101 231        |
| Desember/ December                    | ...  | ...  | 96 746   | 101 615        |
| <b>Harga Terendah/ Lowest Price</b>   | ...  | ...  | <b>94 385</b>                                      | <b>96 769</b>  |
| <b>Harga Tertinggi/ Highest Price</b> | ...  | ...  | <b>97 038</b>                                      | <b>101 615</b> |
| <b>Harga Rata-rata/ Average Price</b> | ...  | ...  | <b>96 062</b>                                      | <b>99 340</b>  |

Lanjutan Tabel/*Continued Table* 9.3.3

| <b>Telur Ayam Ras/ Broiler Chicken Eggs</b>  |  |             |  |               |
|--|--|-------------|--|---------------|
| <b>Bulan<br/>Month</b>                       | <b>di Tingkat Produsen/ at the<br/>Producer Level (Kw)</b> |             | <b>di Tingkat Konsumen/ at the<br/>Consumer Level (Kg)</b> |               |
|  | <b>2018</b>  | <b>2019</b> | <b>2018</b>  | <b>2019</b>   |
| <b>(1)</b>                                   | <b>(92)</b>  | <b>(93)</b> | <b>(94)</b>  | <b>(95)</b>   |
| Januari/ <i>January</i>                      | ...  | ...         | 21 071   | 22 857        |
| Februari/ <i>February</i>                    | ...  | ...         | 19 429   | 21 071        |
| Maret/ <i>March</i>                          | ...  | ...         | 19 357   | 20 357        |
| April/ <i>April</i>                          | ...  | ...         | 20 643   | 21 571        |
| Mei/ <i>May</i>                              | ...  | ...         | 22 643   | 22 000        |
| Juni/ <i>June</i>                            | ...  | ...         | 20 929   | 20 357        |
| Juli/ <i>July</i>                            | ...  | ...         | 24 143   | 21 429        |
| Agustus/ <i>August</i>                       | ...  | ...         | 21 286   | 21 071        |
| September/ <i>September</i>                  | ...  | ...         | 20 571   | 20 500        |
| Oktober/ <i>October</i>                      | ...  | ...         | 19 500   | 19 786        |
| Nopember/ <i>November</i>                    | ...  | ...         | 19 786   | 19 857        |
| Desember/ <i>December</i>                    | ...  | ...         | 23 071   | 22 643        |
| <b>Harga Terendah/ <i>Lowest Price</i></b>   | ...  | ...         | <b>19 357</b>  | <b>19 786</b> |
| <b>Harga Tertinggi/ <i>Highest Price</i></b> | ...  | ...         | <b>24 143</b>  | <b>22 857</b> |
| <b>Harga Rata-rata/ <i>Average Price</i></b> | ...  | ...         | <b>21 036</b>  | <b>21 125</b> |

Lanjutan Tabel/Continued Table 9.3.3

| <b>Telur Ayam Kampung/ Free-range Chicken Eggs</b> |  |             |  |              |
|--|--|-------------|--|--------------|
| <b>Bulan<br/>Month</b>                             | <b>di Tingkat Produsen/ at the<br/>Producer Level (Kw)</b> |             | <b>di Tingkat Konsumen/ at the<br/>Consumer Level (Kg)</b> |              |
|  | <b>2018</b>  | <b>2019</b> | <b>2018</b>  | <b>2019</b>  |
| <b>(1)</b>   | <b>(96)</b>  | <b>(97)</b> | <b>(98)</b>  | <b>(99)</b>  |
| Januari/ January                                   | ...  | ...         | 2 183  | 2 343        |
| Februari/ February                                 | ...  | ...         | 2 183  | 2 414        |
| Maret/ March                                       | ...  | ...         | 2 183  | 2 429        |
| April/ April                                       | ...  | ...         | 2 183  | 2 429        |
| Mei/ May   | ...  | ...         | 2 200  | 2 457        |
| Juni/ June   | ...  | ...         | 2 033  | 2 457        |
| Juli/ July   | ...  | ...         | 2 033  | 2 386        |
| Agustus/ August                                    | ...  | ...         | 2 200  | 2 386        |
| September/ September                               | ...  | ...         | 2 200  | 2 386        |
| Oktober/ October                                   | ...  | ...         | 2 200  | 2 386        |
| Nopember/ November                                 | ...  | ...         | 2 200  | 2 386        |
| Desember/ December                                 | ...  | ...         | 2 200  | 2 371        |
| <b>Harga Terendah/ Lowest Price</b>                | ...  | ...         | <b>2 033</b>   | <b>2 343</b> |
| <b>Harga Tertinggi/ Highest Price</b>              | ...  | ...         | <b>2 200</b>   | <b>2 457</b> |
| <b>Harga Rata-rata/ Average Price</b>              | ...  | ...         | <b>2 167</b>   | <b>2 402</b> |

Lanjutan Tabel/*Continued Table* 9.3.3

| <b>Bulan<br/>Month</b>                       | <b>Ikan Lele/ Catfish</b>                                  |              |  |               |
|--|--|--------------|--|---------------|
|  | <b>di Tingkat Produsen/ at the<br/>Producer Level (Kw)</b> |              | <b>di Tingkat Konsumen/ at the<br/>Consumer Level (Kg)</b> |               |
|  | <b>2018</b>  | <b>2019</b>  | <b>2018</b>  | <b>2019</b>   |
| <b>(1)</b>                                   | <b>(100)</b>   | <b>(101)</b> | <b>(102)</b>   | <b>(103)</b>  |
| Januari/ <i>January</i>                      | ...  | ...          | 18 643   | 19 214        |
| Februari/ <i>February</i>                    | ...  | ...          | 18 357   | 19 429        |
| Maret/ <i>March</i>                          | ...  | ...          | 18 357   | 19 286        |
| April/ <i>April</i>                          | ...  | ...          | 18 500   | 19 286        |
| Mei/ <i>May</i>                              | ...  | ...          | 18 429   | 19 429        |
| Juni/ <i>June</i>                            | ...  | ...          | 18 714   | 20 143        |
| Juli/ <i>July</i>                            | ...  | ...          | 19 000   | 19 786        |
| Agustus/ <i>August</i>                       | ...  | ...          | 19 214   | 19 714        |
| September/ <i>September</i>                  | ...  | ...          | 19 286   | 19 143        |
| Oktober/ <i>October</i>                      | ...  | ...          | 19 286   | 19 143        |
| Nopember/ <i>November</i>                    | ...  | ...          | 19 286   | 20 571        |
| Desember/ <i>December</i>                    | ...  | ...          | 19 429   | 20 286        |
| <b>Harga Terendah/ <i>Lowest Price</i></b>   | ...  | ...          | <b>18 357</b>  | <b>19 143</b> |
| <b>Harga Tertinggi/ <i>Highest Price</i></b> | ...  | ...          | <b>19 429</b>  | <b>20 571</b> |
| <b>Harga Rata-rata/ <i>Average Price</i></b> | ...  | ...          | <b>18 875</b>  | <b>19 619</b> |

Lanjutan Tabel/Continued Table 9.3.3

| Bulan<br>Month                        | Ikan Gurami/ Gouramy                               |       |  |               |
|---------------------------------------|--|-------|--|---------------|
|                                       | di Tingkat Produsen/ at the<br>Producer Level (Kw) |       | di Tingkat Konsumen/ at the<br>Consumer Level (Kg) |               |
|                                       | 2018   | 2019  | 2018   | 2019          |
| (1)                                   | (104)  | (105) | (106)  | (107)         |
| Januari/ January                      | ...  | ...   | 32 833   | 39 083        |
| Februari/ February                    | ...  | ...   | 34 833   | 38 333        |
| Maret/ March                          | ...  | ...   | 34 333   | 38 000        |
| April/ April                          | ...  | ...   | 33 833   | 35 333        |
| Mei/ May                              | ...  | ...   | 35 167   | 39 500        |
| Juni/ June                            | ...  | ...   | 36 667   | 40 667        |
| Juli/ July                            | ...  | ...   | 37 667   | 38 417        |
| Agustus/ August                       | ...  | ...   | 39 000   | 38 083        |
| September/ September                  | ...  | ...   | 36 500   | 37 667        |
| Oktober/ October                      | ...  | ...   | 36 167   | 36 500        |
| Nopember/ November                    | ...  | ...   | 37 833   | 39 167        |
| Desember/ December                    | ...  | ...   | 39 167   | 42 833        |
| <b>Harga Terendah/ Lowest Price</b>   | ...  | ...   | <b>32 833</b>                                      | <b>35 333</b> |
| <b>Harga Tertinggi/ Highest Price</b> | ...  | ...   | <b>39 167</b>                                      | <b>42 833</b> |
| <b>Harga Rata-rata/ Average Price</b> | ...  | ...   | <b>36 167</b>                                      | <b>38 632</b> |

Lanjutan Tabel/*Continued Table* 9.3.3

| Bulan<br>Month                               | Ikan Bandeng/ <i>Milkfish</i>                              |       |  |               |
|--|--|-------|--|---------------|
|  | di Tingkat Produsen/ <i>at the<br/>Producer Level (Kw)</i> |       | di Tingkat Konsumen/ <i>at the<br/>Consumer Level (Kg)</i> |               |
|  | 2018   | 2019  | 2018   | 2019          |
| (1)  | (108)  | (109) | (110)  | (111)         |
| Januari/ <i>January</i>                      | ...  | ...   | 23 686   | 24 714        |
| Februari/ <i>February</i>                    | ...  | ...   | 22 829   | 25 000        |
| Maret/ <i>March</i>                          | ...  | ...   | 22 571   | 23 929        |
| April/ <i>April</i>                          | ...  | ...   | 21 286   | 23 143        |
| Mei/ <i>May</i>                              | ...  | ...   | 21 714   | 22 143        |
| Juni/ <i>June</i>                            | ...  | ...   | 20 429   | 22 714        |
| Juli/ <i>July</i>                            | ...  | ...   | 21 229   | 21 286        |
| Agustus/ <i>August</i>                       | ...  | ...   | 23 086   | 21 714        |
| September/ <i>September</i>                  | ...  | ...   | 22 786   | 22 857        |
| Oktober/ <i>October</i>                      | ...  | ...   | 25 357   | 23 143        |
| Nopember/ <i>November</i>                    | ...  | ...   | 26 214   | 25 143        |
| Desember/ <i>December</i>                    | ...  | ...   | 26 386   | 25 714        |
| <b>Harga Terendah/ <i>Lowest Price</i></b>   | ...  | ...   | <b>20 429</b>  | <b>21 286</b> |
| <b>Harga Tertinggi/ <i>Highest Price</i></b> | ...  | ...   | <b>26 386</b>  | <b>25 714</b> |
| <b>Harga Rata-rata/ <i>Average Price</i></b> | ...  | ...   | <b>23 131</b>  | <b>23 458</b> |

Lanjutan Tabel/Continued Table 9.3.3

| Bulan<br>Month                        | Ikan Nila/ Parrot fish                             |       |  |               |
|---------------------------------------|--|-------|--|---------------|
|                                       | di Tingkat Produsen/ at the<br>Producer Level (Kw) |       | di Tingkat Konsumen/ at the<br>Consumer Level (Kg) |               |
|                                       | 2018   | 2019  | 2018   | 2019          |
| (1)                                   | (112)  | (113) | (114)  | (115)         |
| Januari/ January                      | ...  | ...   | 28 000   | 30 500        |
| Februari/ February                    | ...  | ...   | 28 000   | 31 500        |
| Maret/ March                          | ...  | ...   | 29 000   | 27 750        |
| April/ April                          | ...  | ...   | 29 000   | 28 250        |
| Mei/ May                              | ...  | ...   | 25 500   | 28 750        |
| Juni/ June                            | ...  | ...   | 24 000   | 28 750        |
| Juli/ July                            | ...  | ...   | 24 500   | 26 000        |
| Agustus/ August                       | ...  | ...   | 26 000   | 26 000        |
| September/ September                  | ...  | ...   | 26 000   | 26 250        |
| Oktober/ October                      | ...  | ...   | 26 500   | 26 000        |
| Nopember/ November                    | ...  | ...   | 29 000   | 28 250        |
| Desember/ December                    | ...  | ...   | 29 500   | 31 250        |
| <b>Harga Terendah/ Lowest Price</b>   | ...  | ...   | <b>24 000</b>                                      | <b>26 000</b> |
| <b>Harga Tertinggi/ Highest Price</b> | ...  | ...   | <b>29 500</b>                                      | <b>31 500</b> |
| <b>Harga Rata-rata/ Average Price</b> | ...  | ...   | <b>27 083</b>                                      | <b>28 271</b> |



Lanjutan Tabel/*Continued Table 9.3.3*

| Bulan<br>Month                        | Tebu/ Cane   |               |  |       |
|---------------------------------------|--|---------------|--|-------|
|                                       | di Tingkat Produsen/ at the<br>Producer Level (Kw) |               | di Tingkat Konsumen/ at the<br>Consumer Level (Kg) |       |
|                                       | 2018   | 2019          | 2018   | 2019  |
| (1)                                   | (116)  | (117)         | (118)  | (119) |
| Januari/ January                      | 59 500   | 50 000        | ...  | ...   |
| Februari/ February                    | 59 500   | 50 000        | ...  | ...   |
| Maret/ March                          | 59 500   | 50 000        | ...  | ...   |
| April/ April                          | 58 500   | 49 000        | ...  | ...   |
| Mei/ May                              | 59 500   | 49 000        | ...  | ...   |
| Juni/ June                            | 57 000   | 49 000        | ...  | ...   |
| Juli/ July                            | 57 500   | 49 000        | ...  | ...   |
| Agustus/ August                       | 56 500   | 55 000        | ...  | ...   |
| September/ September                  | 47 000   | 55 000        | ...  | ...   |
| Oktober/ October                      | 46 000   | 56 500        | ...  | ...   |
| Nopember/ November                    | 49 000   | 60 000        | ...  | ...   |
| Desember/ December                    | 50 000   | 60 000        | ...  | ...   |
| <b>Harga Terendah/ Lowest Price</b>   | <b>46 000</b>                                      | <b>49 000</b> | ...  | ...   |
| <b>Harga Tertinggi/ Highest Price</b> | <b>59 500</b>                                      | <b>60 000</b> | ...  | ...   |
| <b>Harga Rata-rata/ Average Price</b> | <b>54 958</b>                                      | <b>52 708</b> | ...  | ...   |

Lanjutan Tabel/Continued Table 9.3.3

| Bulan<br>Month                        | Gula Pasir/ Sugar                                  |       |  |               |
|---------------------------------------|--|-------|--|---------------|
|                                       | di Tingkat Produsen/ at the<br>Producer Level (Kw) |       | di Tingkat Konsumen/ at the<br>Consumer Level (Kg) |               |
|                                       | 2018   | 2019  | 2018   | 2019          |
| (1)                                   | (120)  | (121) | (122)  | (123)         |
| Januari/ January                      | ...  | ...   | 12 717   | 10 029        |
| Februari/ February                    | ...  | ...   | 12 550   | 10 100        |
| Maret/ March                          | ...  | ...   | 11 433   | 10 671        |
| April/ April                          | ...  | ...   | 11 417   | 10 714        |
| Mei/ May                              | ...  | ...   | 11 083   | 11 829        |
| Juni/ June                            | ...  | ...   | 11 133   | 12 000        |
| Juli/ July                            | ...  | ...   | 11 000   | 11 686        |
| Agustus/ August                       | ...  | ...   | 10 667   | 11 357        |
| September/ September                  | ...  | ...   | 10 417   | 11 457        |
| Oktober/ October                      | ...  | ...   | 10 217   | 11 579        |
| Nopember/ November                    | ...  | ...   | 10 167   | 11 821        |
| Desember/ December                    | ...  | ...   | 10 100   | 11 964        |
| <b>Harga Terendah/ Lowest Price</b>   | ...  | ...   | <b>10 100</b>                                      | <b>10 029</b> |
| <b>Harga Tertinggi/ Highest Price</b> | ...  | ...   | <b>12 717</b>                                      | <b>12 000</b> |
| <b>Harga Rata-rata/ Average Price</b> | ...  | ...   | <b>11 075</b>                                      | <b>11 267</b> |

Lanjutan Tabel/*Continued Table* 9.3.3

| <b>Bulan<br/>Month</b>                       | <b>Gula Merah/ Brown Sugar</b>                             |              |  |               |
|--|--|--------------|--|---------------|
|  | <b>di Tingkat Produsen/ at the<br/>Producer Level (Kw)</b> |              | <b>di Tingkat Konsumen/ at the<br/>Consumer Level (Kg)</b> |               |
|  | <b>2018</b>  | <b>2019</b>  | <b>2018</b>  | <b>2019</b>   |
| <b>(1)</b>                                   | <b>(124)</b>   | <b>(125)</b> | <b>(126)</b>   | <b>(127)</b>  |
| Januari/ <i>January</i>                      | ...  | ...          | 13 929   | 15 000        |
| Februari/ <i>February</i>                    | ...  | ...          | 13 786   | 15 222        |
| Maret/ <i>March</i>                          | ...  | ...          | 13 833   | 15 333        |
| April/ <i>April</i>                          | ...  | ...          | 13 500   | 14 667        |
| Mei/ <i>May</i>                              | ...  | ...          | 14 071   | 14 778        |
| Juni/ <i>June</i>                            | ...  | ...          | 14 071   | 14 722        |
| Juli/ <i>July</i>                            | ...  | ...          | 14 214   | 15 056        |
| Agustus/ <i>August</i>                       | ...  | ...          | 14 357   | 14 889        |
| September/ <i>September</i>                  | ...  | ...          | 14 286   | 14 944        |
| Oktober/ <i>October</i>                      | ...  | ...          | 14 286   | 14 944        |
| Nopember/ <i>November</i>                    | ...  | ...          | 14 429   | 14 278        |
| Desember/ <i>December</i>                    | ...  | ...          | 14 857   | 14 389        |
| <b>Harga Terendah/ <i>Lowest Price</i></b>   | ...  | ...          | <b>13 500</b>  | <b>14 278</b> |
| <b>Harga Tertinggi/ <i>Highest Price</i></b> | ...  | ...          | <b>14 857</b>  | <b>15 333</b> |
| <b>Harga Rata-rata/ <i>Average Price</i></b> | ...  | ...          | <b>14 135</b>  | <b>14 852</b> |

Lanjutan Tabel/Continued Table 9.3.3

| Bulan<br>Month                        | Lada/ Merica/ Pepper                               |       |   |               |
|---------------------------------------|--|-------|---|---------------|
|                                       | di Tingkat Produsen/ at the<br>Producer Level (Kw) |       | di Tingkat Konsumen/ at the<br>Consumer Level (Ons) |               |
|                                       | 2018   | 2019  | 2018  | 2019          |
| (1)                                   | (128)  | (129) | (130)   | (131)         |
| Januari/ January                      | ...  | ...   | 16 667  | 12 750        |
| Februari/ February                    | ...  | ...   | 16 667  | 12 750        |
| Maret/ March                          | ...  | ...   | 17 333  | 12 750        |
| April/ April                          | ...  | ...   | 14 800  | 12 750        |
| Mei/ May                              | ...  | ...   | 14 500  | 12 250        |
| Juni/ June                            | ...  | ...   | 14 000  | 12 750        |
| Juli/ July                            | ...  | ...   | 14 500  | 12 250        |
| Agustus/ August                       | ...  | ...   | 15 500  | 12 250        |
| September/ September                  | ...  | ...   | 14 000  | 12 750        |
| Oktober/ October                      | ...  | ...   | 15 000  | 12 750        |
| Nopember/ November                    | ...  | ...   | 13 500  | 13 250        |
| Desember/ December                    | ...  | ...   | 13 500  | 12 250        |
| <b>Harga Terendah/ Lowest Price</b>   | ...  | ...   | <b>13 500</b>                                       | <b>12 250</b> |
| <b>Harga Tertinggi/ Highest Price</b> | ...  | ...   | <b>17 333</b>                                       | <b>13 250</b> |
| <b>Harga Rata-rata/ Average Price</b> | ...  | ...   | <b>14 997</b>                                       | <b>12 625</b> |

Lanjutan Tabel/*Continued Table* 9.3.3

| <b>Mie Instan/ Instant Noodles</b>           |   |              |  |              |
|--|---|--------------|--|--------------|
| <b>Bulan<br/>Month</b>                       | <b>di Tingkat Produsen/ at the<br/>Producer Level</b> |              | <b>di Tingkat Konsumen (1<br/>Bungkus)/ at the Consumer Level<br/>(1 Pack)</b> |              |
|  | <b>2018</b>   | <b>2019</b>  | <b>2018</b>  | <b>2019</b>  |
| <b>(1)</b>                                   | <b>(132)</b>  | <b>(133)</b> | <b>(134)</b>   | <b>(135)</b> |
| Januari/ <i>January</i>                      | ...   | ...          | 2 190  | 2 478        |
| Februari/ <i>February</i>                    | ...   | ...          | 2 211  | 2 474        |
| Maret/ <i>March</i>                          | ...   | ...          | 2 254  | 2 478        |
| April/ <i>April</i>                          | ...   | ...          | 2 296  | 2 496        |
| Mei/ <i>May</i>                              | ...   | ...          | 2 330  | 2 489        |
| Juni/ <i>June</i>                            | ...   | ...          | 2 341  | 2 496        |
| Juli/ <i>July</i>                            | ...   | ...          | 2 411  | 2 422        |
| Agustus/ <i>August</i>                       | ...   | ...          | 2 400  | 2 426        |
| September/ <i>September</i>                  | ...   | ...          | 2 459  | 2 448        |
| Oktober/ <i>October</i>                      | ...   | ...          | 2 493  | 2 448        |
| Nopember/ <i>November</i>                    | ...   | ...          | 2 496  | 2 448        |
| Desember/ <i>December</i>                    | ...   | ...          | 2 496  | 2 448        |
| <b>Harga Terendah/ <i>Lowest Price</i></b>   | ...   | ...          | <b>2 190</b>   | <b>2 422</b> |
| <b>Harga Tertinggi/ <i>Highest Price</i></b> | ...   | ...          | <b>2 496</b>   | <b>2 496</b> |
| <b>Harga Rata-rata/ <i>Average Price</i></b> | ...   | ...          | <b>2 365</b>   | <b>2 463</b> |

Lanjutan Tabel/Continued Table 9.3.3

| Bulan<br>Month                        | Ikan Asin Teri/ Anchovies                          |       |  |               |
|---------------------------------------|--|-------|--|---------------|
|                                       | di Tingkat Produsen/ at the<br>Producer Level (Kw) |       | di Tingkat Konsumen/ at the<br>Consumer Level (Kg) |               |
|                                       | 2018   | 2019  | 2018   | 2019          |
| (1)                                   | (136)  | (137) | (138)  | (139)         |
| Januari/ January                      | ...  | ...   | 60 600   | 50 750        |
| Februari/ February                    | ...  | ...   | 60 800   | 57 500        |
| Maret/ March                          | ...  | ...   | 58 500   | 57 375        |
| April/ April                          | ...  | ...   | 58 286   | 55 750        |
| Mei/ May                              | ...  | ...   | 48 629   | 57 875        |
| Juni/ June                            | ...  | ...   | 49 343   | 57 875        |
| Juli/ July                            | ...  | ...   | 50 200   | 56 000        |
| Agustus/ August                       | ...  | ...   | 50 429   | 51 625        |
| September/ September                  | ...  | ...   | 50 500   | 51 625        |
| Oktober/ October                      | ...  | ...   | 49 571   | 51 625        |
| Nopember/ November                    | ...  | ...   | 49 857   | 51 625        |
| Desember/ December                    | ...  | ...   | 47 143   | 51 625        |
| <b>Harga Terendah/ Lowest Price</b>   | ...  | ...   | <b>47 143</b>                                      | <b>50 750</b> |
| <b>Harga Tertinggi/ Highest Price</b> | ...  | ...   | <b>60 800</b>                                      | <b>57 875</b> |
| <b>Harga Rata-rata/ Average Price</b> | ...  | ...   | <b>52 821</b>                                      | <b>54 271</b> |

Lanjutan Tabel/*Continued Table* 9.3.3

| Bulan<br>Month                               | Tempe  |       |  |               |
|--|--|-------|--|---------------|
|  | di Tingkat Produsen/ <i>at the<br/>Producer Level (Kw)</i> |       | di Tingkat Konsumen/ <i>at the<br/>Consumer Level (Kg)</i> |               |
|  | 2018   | 2019  | 2018   | 2019          |
| (1)  | (140)  | (141) | (142)  | (143)         |
| Januari/ <i>January</i>                      | ...  | ...   | 10 500   | 11 167        |
| Februari/ <i>February</i>                    | ...  | ...   | 10 500   | 11 167        |
| Maret/ <i>March</i>                          | ...  | ...   | 9 500  | 11 167        |
| April/ <i>April</i>                          | ...  | ...   | 10 200   | 11 167        |
| Mei/ <i>May</i>                              | ...  | ...   | 10 200   | 11 167        |
| Juni/ <i>June</i>                            | ...  | ...   | 10 375   | 11 167        |
| Juli/ <i>July</i>                            | ...  | ...   | 10 375   | 11 167        |
| Agustus/ <i>August</i>                       | ...  | ...   | 10 375   | 11 167        |
| September/ <i>September</i>                  | ...  | ...   | 10 375   | 11 167        |
| Oktober/ <i>October</i>                      | ...  | ...   | 10 375   | 11 167        |
| Nopember/ <i>November</i>                    | ...  | ...   | 10 375   | 11 167        |
| Desember/ <i>December</i>                    | ...  | ...   | 10 375   | 11 167        |
| <b>Harga Terendah/ <i>Lowest Price</i></b>   | ...  | ...   | <b>9 500</b>   | <b>11 167</b> |
| <b>Harga Tertinggi/ <i>Highest Price</i></b> | ...  | ...   | <b>10 500</b>  | <b>11 167</b> |
| <b>Harga Rata-rata/ <i>Average Price</i></b> | ...  | ...   | <b>10 294</b>  | <b>11 167</b> |

Lanjutan Tabel/Continued Table 9.3.3

| Bulan<br>Month                        | Tepung Terigu/ Wheat Flour                         |       |  |              |
|---------------------------------------|--|-------|--|--------------|
|                                       | di Tingkat Produsen/ at the<br>Producer Level (Kw) |       | di Tingkat Konsumen/ at the<br>Consumer Level (Kg) |              |
|                                       | 2018   | 2019  | 2018   | 2019         |
| (1)                                   | (144)  | (145) | (146)  | (147)        |
| Januari/ January                      | ...  | ...   | 7 560  | 8 000        |
| Februari/ February                    | ...  | ...   | 7 300  | 8 038        |
| Maret/ March                          | ...  | ...   | 7 475  | 7 923        |
| April/ April                          | ...  | ...   | 7 389  | 7 885        |
| Mei/ May                              | ...  | ...   | 6 978  | 7 962        |
| Juni/ June                            | ...  | ...   | 7 078  | 8 000        |
| Juli/ July                            | ...  | ...   | 7 056  | 8 000        |
| Agustus/ August                       | ...  | ...   | 7 056  | 8 000        |
| September/ September                  | ...  | ...   | 7 389  | 8 038        |
| Oktober/ October                      | ...  | ...   | 7 556  | 8 192        |
| Nopember/ November                    | ...  | ...   | 7 611  | 8 269        |
| Desember/ December                    | ...  | ...   | 7 611  | 8 269        |
| <b>Harga Terendah/ Lowest Price</b>   | ...  | ...   | <b>6 978</b>                                       | <b>7 885</b> |
| <b>Harga Tertinggi/ Highest Price</b> | ...  | ...   | <b>7 611</b>                                       | <b>8 269</b> |
| <b>Harga Rata-rata/ Average Price</b> | ...  | ...   | <b>7 338</b>                                       | <b>8 048</b> |



Lanjutan Tabel/*Continued Table* 9.3.3

| Bulan<br>Month                               | Elpiji Tabung 3 Kg/ LPG Tube 3 Kg                     |       |   |               |
|--|---|-------|---|---------------|
|  | di Tingkat Produsen/ <i>at the<br/>Producer Level</i> |       | di Tingkat Konsumen (tabung)/ <i>at<br/>the Consumer Level (tube)</i> |               |
|  | 2018  | 2019  | 2018  | 2019          |
| (1)  | (148)   | (149) | (150)   | (151)         |
| Januari/ <i>January</i>                      | ...   | ...   | 17 714  | 17 714        |
| Februari/ <i>February</i>                    | ...   | ...   | 17 714  | 17 857        |
| Maret/ <i>March</i>                          | ...   | ...   | 17 714  | 17 857        |
| April/ <i>April</i>                          | ...   | ...   | 17 429  | 17 857        |
| Mei/ <i>May</i>                              | ...   | ...   | 17 643  | 17 786        |
| Juni/ <i>June</i>                            | ...   | ...   | 17 786  | 17 786        |
| Juli/ <i>July</i>                            | ...   | ...   | 17 857  | 17 643        |
| Agustus/ <i>August</i>                       | ...   | ...   | 17 857  | 17 643        |
| September/ <i>September</i>                  | ...   | ...   | 17 857  | 17 857        |
| Oktober/ <i>October</i>                      | ...   | ...   | 17 857  | 17 714        |
| Nopember/ <i>November</i>                    | ...   | ...   | 17 714  | 17 571        |
| Desember/ <i>December</i>                    | ...   | ...   | 17 714  | 17 571        |
| <b>Harga Terendah/ <i>Lowest Price</i></b>   | ...   | ...   | <b>17 429</b>   | <b>17 571</b> |
| <b>Harga Tertinggi/ <i>Highest Price</i></b> | ...   | ...   | <b>17 857</b>   | <b>17 857</b> |
| <b>Harga Rata-rata/ <i>Average Price</i></b> | ...   | ...   | <b>17 738</b>   | <b>17 738</b> |

Lanjutan Tabel/Continued Table 9.3.3

| Elpiji Tabung 12 Kg/ LPG Tube 12 Kg   |   |       |   |                |
|---------------------------------------|---|-------|---|----------------|
| Bulan<br>Month                        | di Tingkat Produsen/ at the<br>Producer Level |       | di Tingkat Konsumen (tabung)/ at<br>the Consumer Level (tube) |                |
|                                       | 2018  | 2019  | 2018  | 2019           |
| (1)                                   | (152)   | (153) | (154)   | (155)          |
| Januari/ January                      | ...   | ...   | 142 250   | 146 200        |
| Februari/ February                    | ...   | ...   | 143 000   | 146 000        |
| Maret/ March                          | ...   | ...   | 142 250   | 146 000        |
| April/ April                          | ...   | ...   | 146 000   | 144 800        |
| Mei/ May                              | ...   | ...   | 146 000   | 144 800        |
| Juni/ June                            | ...   | ...   | 146 000   | 144 800        |
| Juli/ July                            | ...   | ...   | 146 000   | 146 400        |
| Agustus/ August                       | ...   | ...   | 146 000   | 146 600        |
| September/ September                  | ...   | ...   | 146 000   | 145 800        |
| Oktober/ October                      | ...   | ...   | 146 200   | 146 600        |
| Nopember/ November                    | ...   | ...   | 146 200   | 146 600        |
| Desember/ December                    | ...   | ...   | 146 200   | 146 600        |
| <b>Harga Terendah/ Lowest Price</b>   | ...   | ...   | <b>142 250</b>  | <b>144 800</b> |
| <b>Harga Tertinggi/ Highest Price</b> | ...   | ...   | <b>146 200</b>  | <b>146 600</b> |
| <b>Harga Rata-rata/ Average Price</b> | ...   | ...   | <b>145 175</b>  | <b>145 933</b> |

Lanjutan Tabel/*Continued Table* 9.3.3

| Bulan<br>Month                               | Sabun Mandi/ <i>Bath Soap</i>                         |       |  |              |
|--|---|-------|--|--------------|
|  | di Tingkat Produsen/ <i>at the<br/>Producer Level</i> |       | di Tingkat Konsumen/ <i>at the<br/>Consumer Level (100 gram)</i> |              |
|  | 2018  | 2019  | 2018   | 2019         |
| (1)  | (156)   | (157) | (158)  | (159)        |
| Januari/ <i>January</i>                      | ...   | ...   | 2 267  | 2 988        |
| Februari/ <i>February</i>                    | ...   | ...   | 2 267  | 2 917        |
| Maret/ <i>March</i>                          | ...   | ...   | 2 150  | 2 917        |
| April/ <i>April</i>                          | ...   | ...   | 2 033  | 2 917        |
| Mei/ <i>May</i>                              | ...   | ...   | 2 033  | 2 917        |
| Juni/ <i>June</i>                            | ...   | ...   | 2 033  | 2 843        |
| Juli/ <i>July</i>                            | ...   | ...   | 2 033  | 2 819        |
| Agustus/ <i>August</i>                       | ...   | ...   | 2 100  | 2 819        |
| September/ <i>September</i>                  | ...   | ...   | 2 100  | 2 819        |
| Oktober/ <i>October</i>                      | ...   | ...   | 2 100  | 2 819        |
| Nopember/ <i>November</i>                    | ...   | ...   | 2 100  | 2 819        |
| Desember/ <i>December</i>                    | ...   | ...   | 2 100  | 2 819        |
| <b>Harga Terendah/ <i>Lowest Price</i></b>   | ...   | ...   | <b>2 033</b>   | <b>2 819</b> |
| <b>Harga Tertinggi/ <i>Highest Price</i></b> | ...   | ...   | <b>2 267</b>   | <b>2 988</b> |
| <b>Harga Rata-rata/ <i>Average Price</i></b> | ...   | ...   | <b>2 110</b>   | <b>2 868</b> |

Lanjutan Tabel/Continued Table 9.3.3

| <b>Sabun Bubuk Deterjen/ Detergent Powder Soap</b> |   |              |  |               |
|--|---|--------------|--|---------------|
| <b>Bulan<br/>Month</b>                             | <b>di Tingkat Produsen/ at the<br/>Producer Level</b> |              | <b>di Tingkat Konsumen/ at the<br/>Consumer Level (Kg)</b> |               |
|  | <b>2018</b>   | <b>2019</b>  | <b>2018</b>  | <b>2019</b>   |
| <b>(1)</b>   | <b>(160)</b>  | <b>(161)</b> | <b>(162)</b>   | <b>(163)</b>  |
| Januari/ January                                   | ...   | ...          | 16 223   | 16 594        |
| Februari/ February                                 | ...   | ...          | 16 071   | 16 406        |
| Maret/ March                                       | ...   | ...          | 16 063   | 16 406        |
| April/ April                                       | ...   | ...          | 16 063   | 16 438        |
| Mei/ May   | ...   | ...          | 16 125   | 16 469        |
| Juni/ June   | ...   | ...          | 16 125   | 16 469        |
| Juli/ July   | ...   | ...          | 16 125   | 16 469        |
| Agustus/ August                                    | ...   | ...          | 16 344   | 16 469        |
| September/ September                               | ...   | ...          | 16 344   | 17 031        |
| Oktober/ October                                   | ...   | ...          | 16 375   | 17 125        |
| Nopember/ November                                 | ...   | ...          | 16 375   | 17 125        |
| Desember/ December                                 | ...   | ...          | 16 531   | 17 156        |
| <b>Harga Terendah/ Lowest Price</b>                | ...   | ...          | <b>16 063</b>  | <b>16 406</b> |
| <b>Harga Tertinggi/ Highest Price</b>              | ...   | ...          | <b>16 531</b>  | <b>17 156</b> |
| <b>Harga Rata-rata/ Average Price</b>              | ...   | ...          | <b>16 230</b>  | <b>16 680</b> |

Lanjutan Tabel/Continued Table 9.3.3

| Bulan<br>Month                        | Emas Perhiasan/ Gold Jewelry                  |       |  |                |
|---------------------------------------|---|-------|--|----------------|
|                                       | di Tingkat Produsen/ at the<br>Producer Level |       | di Tingkat Konsumen/ at the<br>Consumer Level (1 gram) |                |
|                                       | 2018  | 2019  | 2018   | 2019           |
| (1)                                   | (164)   | (165) | (166)  | (167)          |
| Januari/ January                      | ...   | ...   | 463 000  | 480 000        |
| Februari/ February                    | ...   | ...   | 463 000  | 481 417        |
| Maret/ March                          | ...   | ...   | 463 000  | 481 417        |
| April/ April                          | ...   | ...   | 500 000  | 481 667        |
| Mei/ May                              | ...   | ...   | 501 000  | 482 500        |
| Juni/ June                            | ...   | ...   | 500 000  | 493 083        |
| Juli/ July                            | ...   | ...   | 500 000  | 496 667        |
| Agustus/ August                       | ...   | ...   | 500 000  | 496 667        |
| September/ September                  | ...   | ...   | 501 000  | 503 333        |
| Oktober/ October                      | ...   | ...   | 501 000  | 501 667        |
| Nopember/ November                    | ...   | ...   | 501 000  | 506 667        |
| Desember/ December                    | ...   | ...   | 500 000  | 506 667        |
| <b>Harga Terendah/ Lowest Price</b>   | ...   | ...   | <b>463 000</b>   | <b>480 000</b> |
| <b>Harga Tertinggi/ Highest Price</b> | ...   | ...   | <b>501 000</b>   | <b>506 667</b> |
| <b>Harga Rata-rata/ Average Price</b> | ...   | ...   | <b>491 083</b>   | <b>492 646</b> |

Catatan/Note: ...Data tidak tersedia/ Data not available

Sumber/Source: Survei HKD-1, BPS Kabupaten Kediri/ HKD-1 Survey, BPS-Statistics of Kediri Regency



# PENGELUARAN PENDUDUK

*Population Expenditure*

BAB  
CHAPTER

10

## PENGELUARAN RATA-RATA PER KAPITA SEBULAN UNTUK BAHAN MAKANAN YANG TERBESAR, 2019

*The Highest Average Expenditure  
Per Capita Per Month of Food, 2019*

MAKANAN  
dan MINUMAN jadi

**36,26 %**

*Prepared food  
and beverages*




## PENGELUARAN RATA-RATA PER KAPITA SEBULAN UNTUK BARANG NON MAKANAN YANG TERBESAR, 2019

*The Highest Average Expenditure  
Per Capita Per Month of Non Food, 2019*

PERUMAHAN &  
FASILITAS RUMAH TANGGA

**47,42 %**

*Housing and household  
facility*







**PENJELASAN TEKNIS**

1. Pengeluaran rata-rata per kapita adalah biaya yang dikeluarkan untuk konsumsi semua anggota rumah tangga selama sebulan baik yang berasal dari pembelian, pemberian maupun produksi sendiri dibagi dengan banyaknya anggota rumah tangga dalam rumah tangga tersebut.
2. Rata-rata pengeluaran per kapita sebulan adalah biaya yang dikeluarkan untuk konsumsi semua anggota rumah tangga selama sebulan dibagi dengan banyaknya anggota rumah tangga. Pengeluaran untuk konsumsi makanan dihitung selama seminggu terakhir, sedangkan konsumsi bukan makanan dihitung sebulan dan setahun terakhir. Baik konsumsi makanan maupun bukan makanan selanjutnya dikonversikan ke dalam pengeluaran rata-rata sebulan. Angka konsumsi/ pengeluaran rata-rata per kapita yang disajikan dalam publikasi ini diperoleh dari hasil bagi jumlah konsumsi seluruh rumah tangga (baik mengonsumsi makanan maupun tidak) terhadap jumlah penduduk.

**TECHNICAL NOTES**

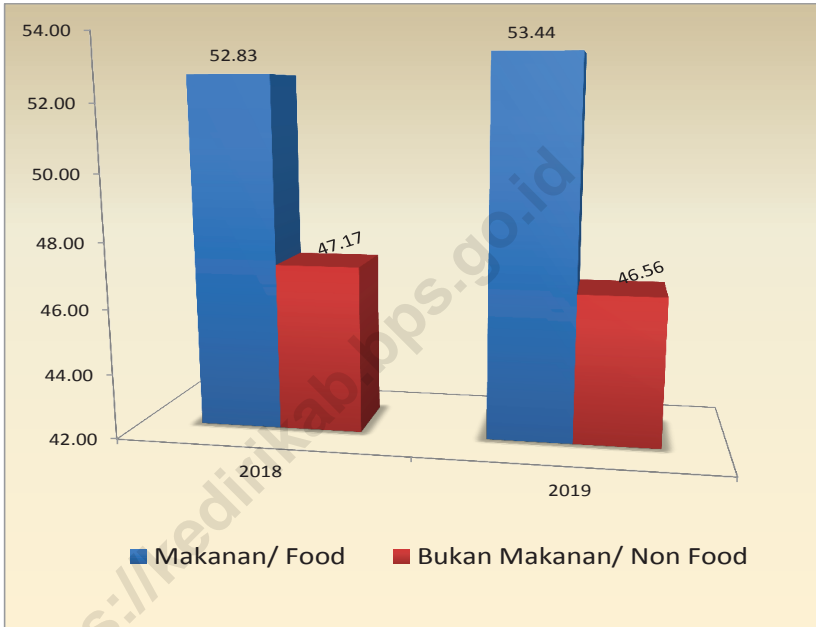
1. *Per capita Average Expenditure is the cost spent for all household members consumption during the month, whether from purchasing, giving or own production, divided by the number of household members in the household.*
2. *The average per capita expenditure per month is the cost spent on consumption of all household members for a month divided by the number of household members. Expenditures for food consumption are calculated during the past week, while non-food consumption is calculated for the last month and year. Both food and non-food consumption are then converted into an average monthly expenditure. The consumption / average expenditure per capita figures presented in this publication are derived from the results for the total consumption of all households (whether consuming food or not) to the total population.*

3. Persentase rata-rata pengeluaran perkapita untuk bukan makanan yaitu rata-rata pengeluaran perkapita bukan makanan dibagi rata-rata total pengeluaran perkapita dikali seratus persen.
  4. Persentase pengeluaran rumah tangga untuk keperluan makanan merupakan persentase pengeluaran penduduk untuk mengkonsumsi makanan terhadap total pengeluaran konsumsi selama sebulan.
  5. Konsumsi kalori dan protein dihitung dengan mengalikan kuantitas setiap makanan yang dikonsumsi dengan nilai kandungan kalori dan protein setiap jenis makanan berdasarkan daftar konversi zat gizi.
3. *The average percentage of per capita expenditure for non-food is the average per capita expenditure of non-food divided by the average total expenditure per capita multiplied by one hundred percent.*
  4. *The percentage of household expenditure for food needs is the percentage of population expenditure to consume food to the total consumption expenditure for a month.*
  5. *Consumption of calories and protein is calculated by multiplying the quantity of each food consumed with the value of calorie and protein content of each type of food based on the list of nutrient conversions.*

**ULASAN****DESCRIPTION**

- |   |   |
|---|---|
| <p>1. Data Susenas memberikan informasi kesejahteraan masyarakat yang direpresentasikan melalui pengeluaran konsumsi rumah tangga. Pada data kelompok pengeluaran Susenas 2018 menunjukkan adanya informasi yang sangat menarik untuk dicermati dalam hal pengeluaran konsumsi makanan. Dapat dilihat juga bahwa pengeluaran penduduk 40 persen terbawah, 40 persen tengah, dan 20 persen teratas semakin besar, hal ini dibuktikan oleh persentase penduduk yang bergeser menuju pada kelompok pengeluaran yang semakin besar.</p> | <p>1. <i>Susenas data provides information on community welfare represented by household consumption expenditure. The 2018 Susenas expenditure group data shows that there is very narrative information to be observed in terms of food consumption expenditure. It can also be seen that the population expenditure of the lowest 40 percent, the middle 40 percent, and the top 20 percent is getting bigger, this is evidenced by the percentage of the population shifting towards an increasingly larger expenditure group.</i></p> |
| <p>2. Pengeluaran rata-rata perkapita per bulan di Kabupaten Kediri tahun 2019 pada kelompok makanan sebanyak 53,44 persen dan kelompok bukan makanan sebanyak 46,56 persen.</p>  | <p>2. <i>Average expenditure per capita per month in Kediri Regency of 2019 was 53.44 percents for food and 46.56 percents for non food.</i></p>  |
| <p>3. Nilai Pengeluaran rata-rata perkapita sebulan menurut kelompok makanan di Kabupaten Kediri tahun 2019 terbanyak pada kelompok Makanan dan Minuman Jadi, kelompok Padi-padian, dan kelompok Rokok, masing-masing sebesar 157.779 rupiah, 55.032 rupiah, dan 49.536 rupiah.</p>   | <p>3. <i>The Most Value of average expenditure per capita per month by food groups in Kediri Regency was on Prepared food and beverages, Cereals, and Cigarettes respectively 157,779 rupiahs, 55,032 rupiahs, and 49,536 rupiahs.</i></p>  |

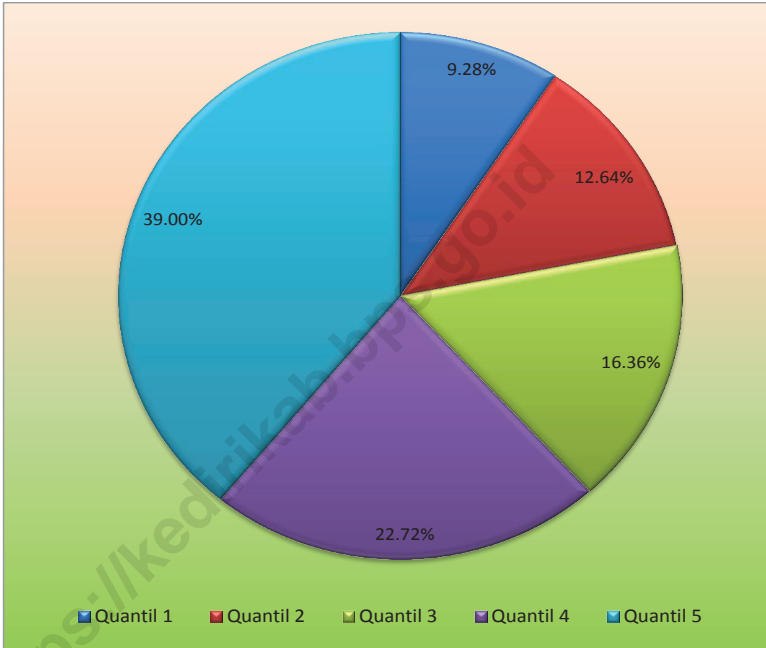
**Gambar** 10.1 **Rata-rata Pengeluaran per Kapita Sebulan menurut Kelompok Komoditas di Kabupaten Kediri (%), 2018-2019**  
**Figures** **Average Monthly Expenditure Per Capita by Commodity Group in Kediri Regency (%), 2018-2019**



Sumber/Source : BPS, Survei Sosial Ekonomi Nasional (Susenas) Maret/BPS-Statistics Indonesia, National Socioeconomic Survey March

**Gambar** 10.1  
**Figures**

**Kuintil Pengeluaran Perkapita Sebulan di Kabupaten Kediri (%), 2019**  
**Monthly Expenditure Quantil Percapita in Kediri Regency (%), 2019**



Sumber/Source : BPS, Survei Sosial Ekonomi Nasional (Susenas) Maret/BPS-Statistics Indonesia, National Socioeconomic Survey March

**Tabel**  
**Table** 10.1**Rata-rata Pengeluaran per Kapita Sebulan Menurut  
Kelompok Komoditas (rupiah) di Kabupaten Kediri, 2018  
dan 2019**  
*Monthly Average Expenditure per Capita by Commodity  
Group (rupiahs) in Kediri Regency, 2018 and 2019*

| <b>Kelompok Komoditas/Commodity Group</b>                                     | <b>2018</b>       | <b>2019</b>       |
|---|-------------------|-------------------|
| (1)   | (2)               | (3)               |
| <b>Makanan/Food</b>   |                   |                   |
| Padi-padian/ <i>Cereals</i>   | 54 680,40         | 55 032,28         |
| Umbi-umbian/ <i>Tubers</i>  | 4 173,86          | 4 656,33          |
| Ikan/udang/cumi/kerang/ <i>Fish/shrimp/common squid/shells</i>                | 16 103,61         | 16 474,19         |
| Daging/ <i>Meat</i>   | 14 287,56         | 16 016,63         |
| Telur dan susu/ <i>Eggs and milk</i>  | 24 498,52         | 23 570,93         |
| Sayur-sayuran/ <i>Vegetables</i>  | 37 424,93         | 31 119,48         |
| Kacang-kacangan/ <i>Legumes</i>   | 15 743,46         | 14 823,87         |
| Buah-buahan/ <i>Fruits</i>  | 24 157,38         | 20 411,64         |
| Minyak dan kelapa/ <i>Oil and coconut</i>                                     | 14 977,05         | 13 276,32         |
| Bahan minuman/ <i>Beverage stuffs</i>   | 18 111,09         | 16 637,42         |
| Bumbu-bumbuan/ <i>Spices</i>  | 8 733,45          | 8 056,17          |
| Konsumsi lainnya/ <i>Miscellaneous food items</i>                             | 9 095,97          | 7 794,41          |
| Makanan dan minuman jadi/ <i>Prepared food and beverages</i>                  | 163 432,17        | 157 779,76        |
| Rokok/ <i>Cigarettes</i>  | 42 577,60         | 49 536,59         |
| <b>Jumlah makanan/Total food</b>  | <b>447 997,06</b> | <b>435 186,02</b> |
| <b>Bukan makanan/Non-food</b>   |                   |                   |
| Perumahan dan fasilitas rumah tangga/ <i>Housing and household facilities</i> | 183 980,88        | 179 805,04        |
| Aneka komoditas dan jasa/ <i>Goods and services</i>                           | 96 401,97         | 98 601,86         |
| Pakaian, alas kaki, dan tutup kepala/ <i>Clothing, footwear, and headgear</i> | 18 914,56         | 19 497,25         |
| Komoditas tahan lama/ <i>Durable goods</i>                                    | 45 893,72         | 41 158,21         |
| Pajak, pungutan, dan asuransi/ <i>Taxes and insurance</i>                     | 23 563,44         | 23 628,08         |
| Keperluan pesta dan upacara/kenduri/ <i>Parties and ceremonies</i>            | 31 198,09         | 16 461,54         |
| <b>Jumlah bukan makanan/Total non-food</b>                                    | <b>399 952,67</b> | <b>379 151,97</b> |
| <b>Jumlah/Total</b>   | <b>847 949,73</b> | <b>814 337,99</b> |

Catatan/Note: ...

Sumber/Source: BPS, Survei Sosial Ekonomi Nasional (Susenas) Maret/BPS-Statistics Indonesia, National Socioeconomic Survey March

**Tabel**  
**Table** 10.2

**Persentase Pengeluaran per Kapita Sebulan Menurut Kelompok Komoditas di Kabupaten Kediri, 2018 dan 2019**  
*Percentage of Monthly Expenditure per Capita by Commodity Group in Kediri Regency, 2018 and 2019*

| <b>Kelompok Komoditas/Commodity Group</b>                                     | <b>2018</b>   | <b>2019</b>   |
|---|---------------|---------------|
| (1)   | (2)           | (3)           |
| <b>Makanan/Food</b>   |               |               |
| Padi-padian/ <i>Cereals</i>   | 6.45          | 6.76          |
| Umbi-umbian/ <i>Tubers</i>  | 0.49          | 0.57          |
| Ikan/udang/cumi/kerang/ <i>Fish/shrimp/common squid/shells</i>                | 1.90          | 2.02          |
| Daging/ <i>Meat</i>   | 1.68          | 1.97          |
| Telur dan susu/ <i>Eggs and milk</i>  | 2.89          | 2.89          |
| Sayur-sayuran/ <i>Vegetables</i>  | 4.41          | 3.82          |
| Kacang-kacangan/ <i>Legumes</i>   | 1.86          | 1.82          |
| Buah-buahan/ <i>Fruits</i>  | 2.85          | 2.51          |
| Minyak dan kelapa/ <i>Oil and coconut</i>                                     | 1.77          | 1.63          |
| Bahan minuman/ <i>Beverage stuffs</i>   | 2.14          | 2.04          |
| Bumbu-bumbuan/ <i>Spices</i>  | 1.03          | 0.99          |
| Konsumsi lainnya/ <i>Miscellaneous food items</i>                             | 1.07          | 0.96          |
| Makanan dan minuman jadi/ <i>Prepared food and beverages</i>                  | 19.27         | 19.38         |
| Rokok/ <i>Cigarettes</i>  | 5.02          | 6.08          |
| <b>Jumlah makanan/Total food</b>  | <b>52.83</b>  | <b>53.44</b>  |
| <b>Bukan makanan/Non-food</b>   |               |               |
| Perumahan dan fasilitas rumah tangga/ <i>Housing and household facilities</i> | 21.70         | 22.08         |
| Aneka komoditas dan jasa/ <i>Goods and services</i>                           | 11.37         | 12.11         |
| Pakaian, alas kaki, dan tutup kepala/ <i>Clothing, footwear, and headgear</i> | 2.23          | 2.39          |
| Komoditas tahan lama/ <i>Durable goods</i>                                    | 5.41          | 5.05          |
| Pajak, pungutan, dan asuransi/ <i>Taxes and insurance</i>                     | 2.78          | 2.90          |
| Keperluan pesta dan upacara/kenduri/ <i>Parties and ceremonies</i>            | 3.68          | 2.02          |
| <b>Jumlah bukan makanan/Total non-food</b>                                    | <b>47.17</b>  | <b>46.56</b>  |
| <b>Jumlah/Total</b>   | <b>100.00</b> | <b>100.00</b> |

Catatan/Note: ...

Sumber/Source: BPS, Survei Sosial Ekonomi Nasional (Susenas) Maret/BPS-Statistics Indonesia, National Socioeconomic Survey March

**Tabel**  
**Table** 10.3**Kuintil Pengeluaran Perkapita Penduduk Sebulan di  
Kabupaten Kediri, 2018 dan 2019**  
*Monthly Expenditure Quantil Percapita in Kediri Regency,  
2018 and 2019*

| <b>Kuintil Pengeluaran Perkapita Sebulan</b><br><i>Monthly Expenditure Quantil Percapita</i><br><b>(Rp)</b> | <b>2018</b>       | <b>2019</b>       |
|---|-------------------|-------------------|
| (1)   | (2)               | (3)               |
| Penduduk Kuintil/ <i>Pop. Quantil</i> 1   | 354 354,89        | 377 886,83        |
| Penduduk Kuintil/ <i>Pop. Quantil</i> 2   | 517 650,93        | 514 967,79        |
| Penduduk Kuintil/ <i>Pop. Quantil</i> 3   | 673 465,90        | 666 068,85        |
| Penduduk Kuintil/ <i>Pop. Quantil</i> 4   | 904 995,35        | 925 263,31        |
| Penduduk Kuintil/ <i>Pop. Quantil</i> 5   | 1 788 477,22      | 1 588 402,31      |
| <b>Rata-rata/Average</b>  | <b>847 949,73</b> | <b>814 337,99</b> |


Catatan/Note: ...

Sumber/Source: BPS, Survei Sosial Ekonomi Nasional (Susenas) Maret/BPS-Statistics Indonesia, National Socioeconomic Survey March



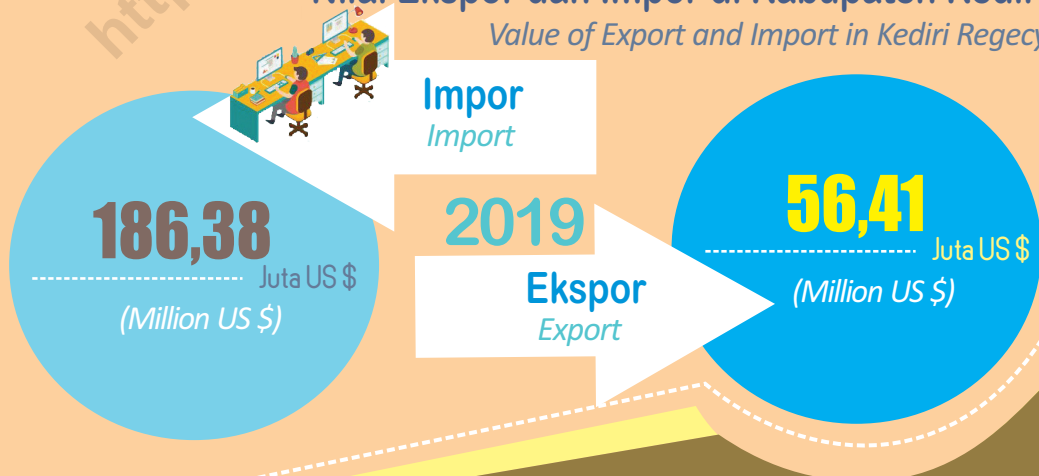
### Penerimaan Beras di Kabupaten Kediri

*Rice Received in Kediri Regency*



### Nilai Ekspor dan Impor di Kabupaten Kediri

*Value of Export and Import in Kediri Regency*





**PENJELASAN TEKNIS****TECHNICAL NOTES**

- |   |   |
|---|---|
| <p>1. Perseroan Terbatas (PT) adalah organisasi bisnis yang memiliki badan hukum resmi yang dimiliki oleh minimal dua orang dengan tanggung jawab yang hanya berlaku pada perusahaan tanpa melibatkan harta pribadi atau perseorangan yang ada di dalamnya.</p>   | <p>1. <i>Limited Liability Company is a business organization that has an official legal entity owned by at least two persons with responsibilities that only apply to the company without involving personal property or individuals in it.</i></p>  |
| <p>2. CV/Firma adalah bentuk badan hukum perusahaan perorangan yang modalnya dimiliki oleh beberapa orang dan digunakan untuk menjalankan usaha bersama dengan tujuan untuk memperoleh keuntungan. Bentuk badan hukum ini disahkan oleh notaris.</p>  | <p>2. <i>CV /Firm is a legal entity form of individual companies whose capital is owned by several people and used to run a business together with the aim to gain profit. This legal entity is legalized by a notary.</i></p>  |
| <p>3. Koperasi adalah perusahaan yang beranggotakan orang-seorang atau badan hukum koperasi dengan melandaskan kegiatannya berdasarkan prinsip koperasi sekaligus sebagai gerakan ekonomi rakyat yang berdasarkan azas kekeluargaan. Bentuk badan hukum koperasi ini dikeluarkan dan disahkan oleh Departemen Koperasi.</p> | <p>3. <i>Cooperative is a company composed of persons-a legal entity or legal entity based on its activities based on the principle of cooperatives as well as a people's economic movement based on the principle of kinship. The form of legal entity of this cooperative is issued and authorized by the Ministry of Cooperatives.</i></p> |
| <p>4. Perorangan adalah badan usaha kepemilikannya dimiliki oleh satu orang. Individu dapat membuat badan usaha perseorangan tanpa izin dan tata cara tertentu. Semua orang bebas membuat</p>   | <p>4. <i>Individual is owned enterprise owned by one person. Individuals may create individual business entities without permission and specific procedures. Everyone is free to create personal business</i></p>   |

bisnis personal tanpa adanya batasan untuk mendirikannya. Pada umumnya perusahaan perseorangan bermodal kecil, terbatasnya jenis serta jumlah produksi, memiliki tenaga kerja/buruh yang sedikit dan penggunaan alat produksi teknologi sederhana.

5. Lainnya adalah selain Perseroan Terbatas (PT), CV/Firma, Koperasi, dan Perorangan, misalnya yayasan.
6. Pedagang Besar adalah pengusaha/pedagang yang menjual barang dalam jumlah besar untuk setiap jenis barang yang diperdagangkan. Pedagang besar membeli atau mendapatkan produk barang dagangan dari tangan pertama atau produsen secara langsung. Pedagang besar biasanya diberikan hak wewenang wilayah / daerah tertentu dari produsen.
7. Pedagang Menengah adalah pedagang yang membeli atau mendapatkan barang dagangannya dari distributor atau agen tunggal yang biasanya akan diberi daerah kekuasaan penjualan/ perdagangan tertentu yang lebih kecil dari daerah kekuasaan distributor.

*without any limitations to establish it. In general, individual companies with little capital, limited types and quantities of production, have a little labor/labor and use of simple technology production tools.*

5. *Others are other than Limited Liability Company (PT), CV/Firm, Cooperative, and Individual, e.g. foundation.*
6. *Large Traders are entrepreneurs/ traders who sell large quantities of goods for every type of traded goods. Large traders buy or get merchandise from first-hand products or manufacturers directly. Large traders are usually granted the territory/region specific authority of the producer.*
7. *Medium Trader is a merchant who buys or obtains his or her merchandise from a sole distributor or sole agent who would normally be given a particular sales/trading area less than the distributor's domain.*

8. Pedagang Kecil adalah pedangan yang menjual barang yang dijualnya langsung ke tangan pemakai akhir atau konsumen dengan jumlah satuan atau eceran.
  9. Koperasi Unit Desa (KUD) merupakan koperasi di wilayah pedesaan yang bergerak dalam penyediaan kebutuhan masyarakat yang berkaitan dengan kegiatan pertanian. Koperasi unit desa dapat juga dikatakan sebagai wadah organisasi ekonomi yang berwatak sosial dan merupakan wadah bagi pengembangan berbagai kegiatan ekonomi masyarakat pedesaan yang diselenggarakan oleh masyarakat dan untuk masyarakat itu sendiri.
  10. KPR (Kredit Pemilikan Rumah) adalah kredit yang digunakan untuk membeli rumah atau untuk kebutuhan konsumtif lainnya dengan jaminan/agunan berupa rumah.
  11. KOPKAR (Koperasi Karyawan) adalah sebuah koperasi yang berada di sebuah perusahaan tertentu. Anggota koperasi ini adalah para karyawan dari perusahaan tersebut.
  12. Koperasi Lainnya adalah selain Koperasi Unit Desa (KUD), KPR (Kredit Pemilikan Rumah), dan KOPKAR (Koperasi Karyawan).
8. *Small Traders are traders who sell goods that are sold directly to the hands of end users or consumers by the number of units or retail.*
  9. *Village Unit Cooperative (KUD) is a cooperative in rural areas engaged in the provision of community needs related to agricultural activities. Village cooperatives can also be said to be a platform for economic organization with a social character and is a venue for the development of various economic activities of rural communities organized by the community and for the community itself.*
  10. *Home Ownership Credit is a credit used to purchase a house or for other consumer needs with collateral/ collateral in the form of a house.*
  11. *Employee Cooperative is a cooperative residing in a particular company. Members of this cooperative are the employees of the company.*
  12. *Other Cooperatives are other than Village Unit Cooperatives, Home Ownership Credit, and Employee Cooperative.*

13. Pasar adalah suatu tempat pertemuan penjual dan pembeli untuk melakukan transaksi jual beli dan jasa.
  14. Toko adalah sebuah tempat tertutup yang di dalamnya terjadi kegiatan perdagangan dengan jenis benda atau barang yang khusus, misalnya toko buku, toko buah, dan sebagainya.
  15. Kios adalah toko kecil (tempat berjual buku, koran, dsb).
  16. Warung adalah tempat menjual makanan, minuman, kelontong, dan sebagainya.
13. *Market is a meeting place of sellers and buyers to conduct transactions of sale and purchase and services.*
  14. *Store is a closed place in which there is a trading activity with a particular type of item or item, such as a bookstore, fruit shop, etc.*
  15. *Stall is a small store (place to sell books, newspapers, etc).*
  16. *Shop is a place to sell food, drinks, grocery, etc.*

**ULASAN****DESCRIPTION****Perdagangan**

1. Pasar merupakan wadah kegiatan masyarakat dalam melakukan perdagangan. Hingga saat ini pasar tradisional dianggap sebagai pondasi dasar perekonomian di setiap wilayah. Sesuai dengan misi nawacita, pasar tersebut merupakan cerminan dari ekonomi kerakyatan. Dilihat dari data PODES, jumlah pasar di Kabupaten Kediri tahun 2019 mengalami peningkatan sebesar 36,84 persen dibanding tahun sebelumnya.
2. Untuk mendapatkan Surat Ijin Usaha Perdagangan (SIUP), perusahaan harus memiliki sertifikat Tanda Daftar perusahaan (TDP) terlebih dahulu. Perusahaan yang berubah jenis dan status usahanya (mutasi) juga harus mendaftarkan. Ditahun 2019, Dinas Perdagangan Kabupaten Kediri menerbitkan 2.911 tanda daftar perusahaan baru.
3. Dibandingkan tahun 2018 penerimaan beras oleh Perum Bulog Sub Drive Kediri di tahun 2019 mengalami penurunan sebesar 54,22 persen.

**Trade**

1. *The market is a forum for community activities in conducting trade. Until now, traditional markets are considered as the basic foundation of the economy in each region. In accordance with the mission of Nawacita, the market is a reflection of popular economy. Viewed from the village potential data, the number of markets in Kediri Regency in 2019 increased by 36.84 percent compared to the previous year.*
2. *To obtain a Trade Business License (SIUP), the company must have a certificate of Company Register (TDP) first. Companies that change their type and business status (mutation) must also register. In 2019, the Kediri District Trade Office issued 2,911 new company registration marks.*
3. *Compared to 2018, rice receipts by the Kediri Sub Drive Bulog in 2019 decreased by 54.22 percent.*

### **Ekspor-Impor**

4. Menurut data dari Dinas Perdagangan Kabupaten Kediri nilai realisasi ekspor Kabupaten Kediri tahun 2019 mengalami penurunan sebesar 4,45 persen. Demikian halnya untuk volume impor juga mengalami penurunan sebesar 2,01 persen.

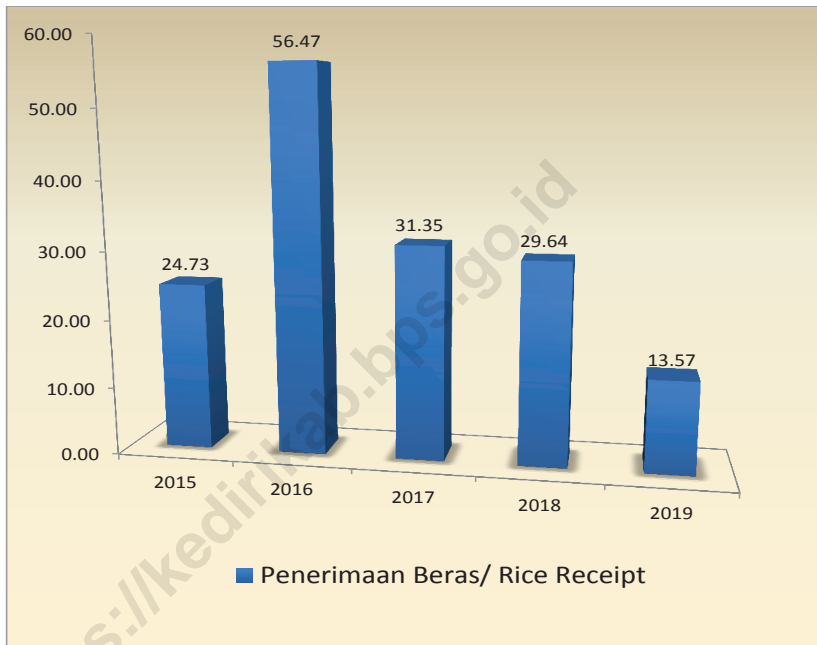
### **Export-Import**

4. *According to data from the Kediri Regency Trade Office, the export realization value of Kediri Regency in 2019 decreased by 4.45 percent. Likewise, import volume also decreased by 2.01 percent..*



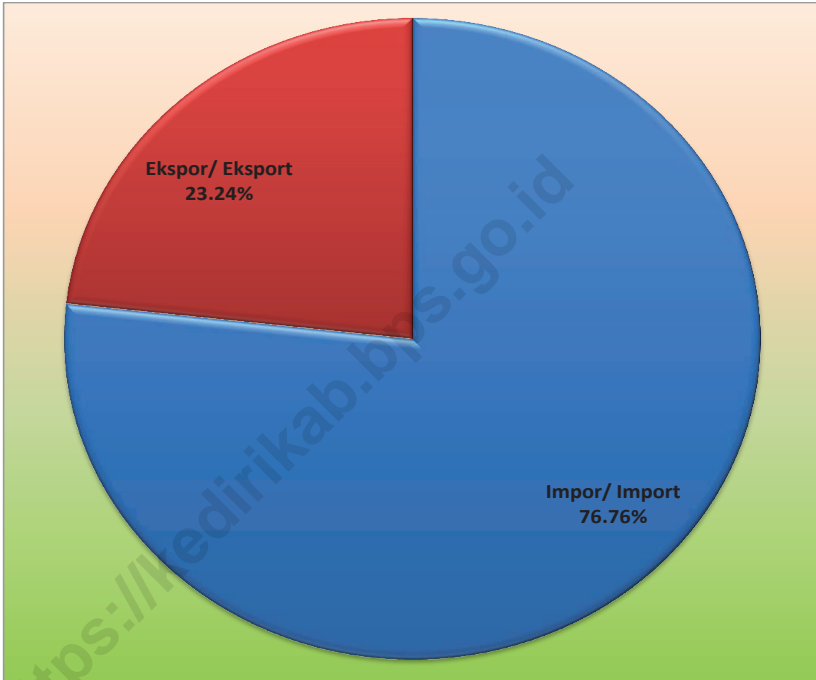
<https://kedirikab.bps.go.id>

**Gambar** 11.1 **Penerimaan Beras di Kabupaten Kediri (ribu Ton), 2015-2019**  
**Figures** **Rice Receipt in Kediri District (thousand tons), 2015-2019**



Sumber/Source: Perum Bulog Kantor Sub Divre Kediri /Bulog's Office Sub Divre Kediri

**Gambar 11.2** Nilai Ekspor dan Impor di Kabupaten Kediri (persen), 2019  
**Figures** Exports and Imports Value in Kediri Regency (percent), 2019



Sumber/Source: Dinas Perdagangan Kabupaten Kediri/Trade Office of Kediri Regency

**Tabel**  
**Table** 11.1**Jumlah Sarana Perdagangan Menurut Jenisnya di  
Kabupaten Kediri, 2018–2019**  
**Number of Trading Facilities by Type of Facility in Kediri  
Regency, 2018–2019**

| <b>Jenis Sarana Perdagangan</b><br><b>Type of Trading Facilities</b> | <b>2016</b> | <b>2017</b> | <b>2018</b>   | <b>2019</b>   |
|--|-------------|-------------|---------------|---------------|
| (1)  | (2)         | (3)         | (4)           | (5)           |
| Kelompok Pertokoan<br><i>Store Group</i>                             | ...         | ...         | 151           | 200           |
| Pasar<br><i>Market</i>   | ...         | ...         | 95            | 130           |
| Minimarket/ Swalayan<br><i>Minimarkets / Supermarkets</i>            | ...         | ...         | 220           | 222           |
| Toko<br><i>Store</i>   | ...         | ...         | 14 708        | 11 782        |
| Warung<br><i>Stalls</i>  | ...         | ...         | 7 507         | 9 192         |
| <b>Jumlah/Total</b>  | ...         | ...         | <b>22 681</b> | <b>21 463</b> |

Catatan/Note: ... Data tidak tersedia/ *Data not available*Sumber/Source: BPS, pendataan potensi desa (PODES)/BPS-Statistics Indonesia, *village potential data collection (PODES)*

**Tabel**  
**Table** 11.2

**Jumlah Pasar Tradisional Menurut Jenis dan Kecamatan di Kabupaten Kediri, 2018-2019**  
**Number of Traditional Market by Type and Subdistrict in Kediri Regency, 2018-2019**

| Kecamatan<br>Subdistrict | Pasar dengan Bangunan Permanen<br>Market with Permanent Buildings |           | Pasar dengan Bangunan Semi<br>Permanen<br>Market with Semi Permanent Buildings |           |
|--------------------------|---|-----------|--|-----------|
|                          | 2018  | 2019      | 2018   | 2019      |
| (1)                      | (2)   | (3)       | (4)  | (5)       |
| [010] Mojo               | 1   | 2         | 5  | 4         |
| [020] Semen              | 3   | 3         | -  | -         |
| [030] Ngadiluwih         | 1   | 1         | 2  | 2         |
| [040] Kras               | 1   | 1         | 3  | 3         |
| [050] Ringinrejo         | 1   | -         | -  | -         |
| [060] Kandat             | 2   | 2         | 2  | 1         |
| [070] Wates              | 2   | 2         | -  | -         |
| [080] Ngancar            | 1   | 1         | -  | -         |
| [090] Plosoklaten        | 3   | 6         | -  | -         |
| [100] Gurah              | 4   | 4         | 1  | 1         |
| [110] Puncu              | 2   | 2         | 1  | 1         |
| [120] Kepung             | 2   | 2         | -  | -         |
| [130] Kandangan          | 1   | 3         | -  | -         |
| [140] Pare               | 1   | 4         | 5  | 3         |
| [141] Badas              | 4   | 38        | -  | -         |
| [150] Kunjang            | 2   | 2         | -  | -         |
| [160] Plemahan           | 2   | 2         | 1  | 1         |
| [170] Purwoasri          | 2   | 2         | 2  | 1         |
| [180] Papar              | 1   | 1         | -  | -         |
| [190] Pagu               | 1   | 1         | -  | -         |
| [191] Kayenkidul         | 1   | 1         | -  | -         |
| [200] Gampengrejo        | 1   | 2         | 1  | -         |
| [201] Ngasem             | 3   | 2         | 1  | 1         |
| [210] Banyakan           | 2   | 3         | 2  | -         |
| [220] Grogol             | 1   | 2         | 1  | 1         |
| [230] Tarokan            | 2   | 2         | 1  | 1         |
| <b>Kabupaten Kediri</b>  | <b>47</b>   | <b>91</b> | <b>28</b>  | <b>20</b> |

Lanjutan Tabel/Continued Table 11.2

| Kecamatan<br>Subdistrict | Pasar Tanpa Bangunan<br>Market without building |           | Jumlah<br>Total |            |
|--------------------------|---|-----------|-----------------|------------|
|                          | 2018  | 2019      | 2018            | 2019       |
| (1)                      | (6)   | (7)       | (8)             | (9)        |
| [010] Mojo               | 3   | 1         | 9               | 7          |
| [020] Semen              | -   | -         | 3               | 3          |
| [030] Ngadiluwih         | -   | 1         | 3               | 4          |
| [040] Kras               | 2   | -         | 6               | 4          |
| [050] Ringinrejo         | 1   | 1         | 2               | 1          |
| [060] Kandat             | 1   | 1         | 5               | 4          |
| [070] Wates              | -   | -         | 2               | 2          |
| [080] Ngancar            | -   | -         | 1               | 1          |
| [090] Plosoklaten        | -   | 1         | 3               | 7          |
| [100] Gurah              | 2   | 1         | 7               | 6          |
| [110] Puncu              | -   | -         | 3               | 3          |
| [120] Kepung             | -   | -         | 2               | 2          |
| [130] Kandangan          | -   | 1         | 1               | 4          |
| [140] Pare               | 4   | 5         | 10              | 12         |
| [141] Badas              | -   | -         | 4               | 38         |
| [150] Kunjang            | -   | 2         | 2               | 4          |
| [160] Plemahan           | 2   | -         | 5               | 3          |
| [170] Purwoasri          | 1   | -         | 5               | 3          |
| [180] Papar              | -   | -         | 1               | 1          |
| [190] Pagu               | -   | -         | 1               | 1          |
| [191] Kayenkidul         | -   | -         | 1               | 1          |
| [200] Gampengrejo        | -   | -         | 2               | 2          |
| [201] Ngasem             | -   | -         | 4               | 3          |
| [210] Banyakan           | 2   | 3         | 6               | 6          |
| [220] Grogol             | 2   | 2         | 4               | 5          |
| [230] Tarokan            | -   | -         | 3               | 3          |
| <b>Kabupaten Kediri</b>  | <b>20</b>                                       | <b>19</b> | <b>95</b>       | <b>130</b> |

Catatan/Note: ...

Sumber/Source: BPS, pendataan potensi desa (PODES)/BPS-Statistics Indonesia, village potential data collection (PODES)

**Tabel**  
**Table** 11.3

**Jumlah Minimarket/ Swalayan, Toko dan Warung di  
Kabupaten Kediri Menurut Kecamatan, 2018-2019**  
*Number of Minimarkets / Supermarkets, Shops and Stalls in  
Kediri Regency by Subdistrict, 2018-2019*

| Kecamatan<br>Subdistrict | Minimarket/ Swalayan<br>Minimarkets / Supermarkets |            | Toko<br>Shops |               | Warung<br>Stalls |              |
|--------------------------|--|------------|---------------|---------------|------------------|--------------|
|                          | 2018   | 2019       | 2018          | 2019          | 2018             | 2019         |
| (1)                      | (2)  | (3)        | (4)           | (5)           | (6)              | (7)          |
| [010] Mojo               | 12   | 10         | 1 331         | 785           | 320              | 323          |
| [020] Semen              | 2  | 3          | 509           | 477           | 252              | 372          |
| [030] Ngadiluwih         | 4  | 6          | 566           | 609           | 434              | 501          |
| [040] Kras               | 8  | 10         | 312           | 285           | 202              | 282          |
| [050] Ringinrejo         | 7  | 6          | 465           | 172           | 146              | 102          |
| [060] Kandat             | 3  | 4          | 554           | 243           | 226              | 254          |
| [070] Wates              | 7  | 13         | 883           | 532           | 430              | 360          |
| [080] Ngancar            | 5  | 7          | 222           | 201           | 147              | 184          |
| [090] Plosoklaten        | 5  | 7          | 1 544         | 518           | 302              | 492          |
| [100] Gurah              | 20   | 22         | 666           | 709           | 484              | 639          |
| [110] Puncu              | 8  | 5          | 682           | 427           | 258              | 147          |
| [120] Kepung             | 7  | 8          | 296           | 282           | 189              | 385          |
| [130] Kandangan          | 7  | 6          | 157           | 326           | 239              | 229          |
| [140] Pare               | 31   | 31         | 784           | 1 385         | 364              | 1 132        |
| [141] Badas              | 3  | 2          | 884           | 665           | 467              | 474          |
| [150] Kunjang            | 3  | 3          | 231           | 271           | 196              | 225          |
| [160] Plemahan           | 17   | 17         | 461           | 583           | 283              | 393          |
| [170] Purwoasri          | 7  | 5          | 358           | 324           | 358              | 248          |
| [180] Papar              | 8  | 5          | 351           | 173           | 196              | 294          |
| [190] Pagu               | 6  | 7          | 507           | 230           | 243              | 264          |
| [191] Kayenkidul         | 7  | 10         | 557           | 379           | 166              | 298          |
| [200] Gampengrejo        | 2  | 2          | 255           | 263           | 140              | 179          |
| [201] Ngasem             | 26   | 18         | 607           | 427           | 542              | 479          |
| [210] Banyakan           | 5  | 4          | 320           | 547           | 289              | 289          |
| [220] Grogol             | 8  | 9          | 572           | 524           | 315              | 253          |
| [230] Tarokan            | 2  | 2          | 634           | 445           | 319              | 331          |
| <b>Kabupaten Kediri</b>  | <b>220</b>   | <b>222</b> | <b>14 708</b> | <b>11 782</b> | <b>7 507</b>     | <b>9 129</b> |

Catatan/Note: ...

Sumber/Source: BPS, pendataan potensi desa (PODES)/BPS-Statistics Indonesia, village potential data collection (PODES)

**Tabel**  
**Table 11.4****Jumlah Penerbitan Tanda Daftar Perusahaan Baru di  
Kabupaten Kediri menurut Bulan, 2018-2019**  
**Number of Issuance of New Company Registration Number  
in Kediri Regency by Month, 2018-2019**

| Kecamatan<br>Subdistrict | PD         |             | CV         |            | Koperasi<br>Cooperative |           |
|--------------------------|------------|-------------|------------|------------|-------------------------|-----------|
|                          | 2018       | 2019        | 2018       | 2019       | 2018                    | 2019      |
| (1)                      | (2)        | (3)         | (4)        | (5)        | (6)                     | (7)       |
| Januari/ January         | 127        | 194         | 21         | 5          | -                       | -         |
| Februari/ February       | 82         | 183         | 23         | 3          | 1                       | -         |
| Maret/ March             | 101        | 166         | 30         | -          | -                       | -         |
| April/ April             | 150        | 133         | 35         | 3          | -                       | -         |
| Mei/ May                 | 88         | 86          | 19         | 38         | 2                       | 2         |
| Juni/ June               | 32         | 70          | 4          | 24         | -                       | -         |
| Juli/ July               | 78         | 137         | 15         | 56         | -                       | -         |
| Agustus/ August          | 77         | 115         | 13         | 52         | -                       | 16        |
| September/ September     | -          | 83          | -          | 46         | -                       | 5         |
| Oktober/ October         | -          | 75          | -          | 25         | -                       | 2         |
| November/ November       | -          | 65          | -          | 25         | -                       | 5         |
| Desember/ December       | -          | 66          | -          | 15         | -                       | 3         |
| <b>Kabupaten Kediri</b>  | <b>735</b> | <b>1373</b> | <b>160</b> | <b>292</b> | <b>3</b>                | <b>33</b> |



Lanjutan Tabel/*Continued Table* 11.4

| Kecamatan<br><i>Subdistrict</i> | PT         |            | BUL      |           | Firma<br><i>Firm</i> |          |
|---------------------------------|------------|------------|----------|-----------|----------------------|----------|
|                                 | 2018       | 2019       | 2018     | 2019      | 2018                 | 2019     |
| (1)                             | (8)        | (9)        | (10)     | (11)      | (12)                 | (13)     |
| Januari/ <i>January</i>         | 14         | 3          | -        | -         | -                    | -        |
| Februari/ <i>February</i>       | 17         | 8          | -        | -         | -                    | -        |
| Maret/ <i>March</i>             | 16         | 2          | -        | -         | -                    | -        |
| April/ <i>April</i>             | 22         | -          | -        | -         | -                    | -        |
| Mei/ <i>May</i>                 | 14         | 25         | -        | 3         | -                    | -        |
| Juni/ <i>June</i>               | 4          | 10         | -        | -         | -                    | -        |
| Juli/ <i>July</i>               | 4          | 51         | -        | -         | -                    | -        |
| Agustus/ <i>August</i>          | 12         | 36         | -        | 6         | -                    | -        |
| September/ <i>September</i>     | -          | 16         | -        | 3         | -                    | -        |
| Oktober/ <i>October</i>         | -          | 15         | -        | 3         | -                    | -        |
| November/ <i>November</i>       | -          | 14         | -        | 2         | -                    | -        |
| Desember/ <i>December</i>       | -          | 14         | -        | 1         | -                    | -        |
| <b>Kabupaten Kediri</b>         | <b>103</b> | <b>194</b> | <b>-</b> | <b>18</b> | <b>-</b>             | <b>-</b> |

Catatan/*Note*: ...Sumber/*Source*: DPMTSP Kabupaten Kediri /*Investment Service and Servants Office of Kediri Regency*

**Tabel**  
**Table 11.5****Persediaan, Penerimaan dan Pengeluaran Beras oleh Sub Divre Kediri menurut Bulan (Ton), 2018-2019**  
**Inventories, Revenue and Expenditure of Rice by Sub-Divre of Kediri by Month (Ton), 2018-2019**

| Kecamatan<br>Subdistrict | Pemasukan Persediaan<br>Inventory |               | Pengeluaran<br>Expenditure |               | Penyusutan<br>Depreciation |          |
|--------------------------|-----------------------------------|---------------|----------------------------|---------------|----------------------------|----------|
|                          | 2018                              | 2019          | 2018                       | 2019          | 2018                       | 2019     |
| (1)                      | (2)                               | (3)           | (4)                        | (5)           | (6)                        | (7)      |
| Januari/ January         | 251                               | 3             | 4 706                      | 2 650         | -                          | -        |
| Februari/ February       | 1 285                             | 9             | 3 186                      | 634           | -                          | -        |
| Maret/ March             | 5 651                             | 84            | 2 910                      | 199           | -                          | -        |
| April/ April             | 8 294                             | 1 505         | 2 064                      | 177           | -                          | -        |
| Mei/ May                 | 3 989                             | 2 404         | 2 065                      | 141           | -                          | -        |
| Juni/ June               | 1 765                             | 1 725         | 2 065                      | 21            | -                          | -        |
| Juli/ July               | 5 436                             | 4 723         | 2 717                      | 179           | -                          | -        |
| Agustus/ August          | 2 150                             | 1 970         | 3 388                      | 588           | -                          | -        |
| September/ September     | 733                               | 305           | 2 173                      | 1 022         | -                          | -        |
| Oktober/ October         | 52                                | 159           | 357                        | 2 600         | -                          | -        |
| Nopember/ November       | 20                                | 311           | 1 760                      | 2 489         | -                          | -        |
| Desember/ December       | 10                                | 370           | 2 050                      | 3 158         | -                          | -        |
| <b>Kabupaten Kediri</b>  | <b>29 636</b>                     | <b>13 565</b> | <b>29 441</b>              | <b>13 859</b> | <b>-</b>                   | <b>-</b> |

Lanjutan Tabel/Continued Table 11.5

| Kecamatan<br>Subdistrict | Stok Awal<br>First stock |               | Stok Akhir<br>Last stock |               |
|--------------------------|--------------------------|---------------|--------------------------|---------------|
|                          | 2018                     | 2019          | 2018                     | 2019          |
| (1)                      | (8)                      | (9)           | (10)                     | (11)          |
| Januari/ January         | 7 765                    | 7 960         | 3 310                    | 5 313         |
| Februari/ February       | 3 310                    | 5 313         | 1 409                    | 4 688         |
| Maret/ March             | 1 409                    | 4 688         | 4 150                    | 4 573         |
| April/ April             | 4 150                    | 4 583         | 10 380                   | 5 910         |
| Mei/ May                 | 10 380                   | 5 704         | 12 304                   | 7 967         |
| Juni/ June               | 12 305                   | 8 055         | 12 005                   | 9 758         |
| Juli/ July               | 12 004                   | 9 758         | 14 723                   | 14 302        |
| Agustus/ August          | 14 723                   | 14 762        | 13 485                   | 16 144        |
| September/ September     | 13 485                   | 16 144        | 12 045                   | 15 427        |
| Oktober/ October         | 12 045                   | 15 755        | 11 740                   | 13 313        |
| Nopember/ November       | 11 740                   | 14 666        | 10 000                   | 12 488        |
| Desember/ December       | 10 000                   | 13 609        | 7 960                    | 10 820        |
| <b>Kabupaten Kediri</b>  | <b>7 765</b>             | <b>13 609</b> | <b>7 960</b>             | <b>13 316</b> |

Catatan/Note: ...

Sumber/Source: Perum Bulog Kantor Sub Divre Kediri /Bulog's Office Sub Divre Kediri

**Tabel**  
**Table** 11.6**Jumlah Pengiriman, Penyusutan dan Penerimaan Beras  
oleh Sub Divre Kediri menurut Bulan (Ton), 2018-2019**  
**Number of Shipping, Depreciation and Revenue Received by  
Sub Divre of Kediri by Month (Ton), 2018-2019**

| Kecamatan<br>Subdistrict | Pengiriman<br>Shipment |               | Penyusutan Bruto<br>Gross depreciation |          | Penerimaan Netto<br>Net Receipts |               |
|--------------------------|------------------------|---------------|--|----------|----------------------------------|---------------|
|                          | 2018                   | 2019          | 2018                                   | 2019     | 2018                             | 2019          |
| (1)                      | (2)                    | (3)           | (4)                                    | (5)      | (6)                              | (7)           |
| Januari/ January         | 251                    | 3             | -                                      | -        | 251                              | 3             |
| Februari/ February       | 1 285                  | 9             | -                                      | -        | 1 285                            | 9             |
| Maret/ March             | 5 651                  | 84            | -                                      | -        | 5 651                            | 84            |
| April/ April             | 8 294                  | 1 505         | -                                      | -        | 8 294                            | 1 505         |
| Mei/ May                 | 3 989                  | 2 404         | -                                      | -        | 3 989                            | 2 404         |
| Juni/ June               | 1 765                  | 1 725         | -                                      | -        | 1 765                            | 1 725         |
| Juli/ July               | 5 436                  | 4 723         | -                                      | -        | 5 436                            | 4 723         |
| Agustus/ August          | 2 150                  | 1 970         | -                                      | -        | 2 150                            | 1 970         |
| September/ September     | 733                    | 305           | -                                      | -        | 733                              | 305           |
| Oktober/ October         | 52                     | 159           | -                                      | -        | 52                               | 159           |
| Nopember/ November       | 20                     | 311           | -                                      | -        | 20                               | 311           |
| Desember/ December       | 10                     | 370           | -                                      | -        | 10                               | 370           |
| <b>Kabupaten Kediri</b>  | <b>29 636</b>          | <b>13 565</b> | <b>-</b>                               | <b>-</b> | <b>29 636</b>                    | <b>13 565</b> |

Catatan/Note: ...

Sumber/Source: Perum Bulog Kantor Sub Divre Kediri /Bulog's Office Sub Divre Kediri

**Tabel**  
**Table** 11.7**Nilai Ekspor dan Impor di Kabupaten Kediri (US \$), 2018-2019**  
**Value of Export and Import in Kediri Regency (US \$), 2018-2019**

| Kecamatan<br>Subdistrict | Impor<br>Import       |                       | Ekspor<br>Export     |                      |
|--------------------------|-----------------------|-----------------------|----------------------|----------------------|
|                          | 2018                  | 2019                  | 2018                 | 2019                 |
| (1)                      | (2)                   | (3)                   | (4)                  | (5)                  |
| Januari/ January         | ...                   | 8 042 568,96          | ...                  | 5 304 725,50         |
| Februari/ February       | ...                   | 8 422 172,52          | ...                  | 4 254 134,94         |
| Maret/ March             | ...                   | 22 930 941,38         | ...                  | 4 676 371,09         |
| April/ April             | ...                   | 18 324 359,09         | ...                  | 5 644 441,85         |
| Mei/ May                 | ...                   | 6 010 722,08          | ...                  | 6 308 357,57         |
| Juni/ June               | ...                   | 6 880 690,28          | ...                  | 3 048 576,87         |
| Juli/ July               | ...                   | 24 284 511,93         | ...                  | 5 532 121,57         |
| Agustus/ August          | ...                   | 19 946 304,23         | ...                  | 4 695 209,44         |
| September/ September     | ...                   | 16 604 181,48         | ...                  | 2 483 544,39         |
| Oktober/ October         | ...                   | 21 394 614,96         | ...                  | 4 303 217,72         |
| Nopember/ November       | ...                   | 24 266 933,08         | ...                  | 4 275 953,17         |
| Desember/ December       | ...                   | 9 274 907,65          | ...                  | 5 889 228,99         |
| <b>Kabupaten Kediri</b>  | <b>190 133 644,93</b> | <b>186 382 907,63</b> | <b>58 926 818,27</b> | <b>56 415 883,09</b> |

Catatan/Note: ... Data tidak tersedia/ Data not available

Sumber/Souce: Dinas Perdagangan Kabupaten Kediri/Trade Office of Kediri Regency



# SISTEM NERACA REGIONAL

BAB  
CHAPTER

# 12

System of Regional Accounts

PDRB Kabupaten Kediri, 2019

GRDP Kediri Regency, 2019

ATAS DASAR  
HARGA BERLAKU

**41.204.855,52**

Juta Rupiah

at Current Market  
Prices

(Million Rupiahs)

PENDAPATAN DOMESTIK  
REGIONAL BRUTO

Gross Regional Domestic Product

ATAS DASAR  
HARGA KONSTAN

**29.197.650,38**

Juta Rupiah

at Constant Market  
Prices

(Million Rupiahs)

ATAS DASAR  
HARGA KONSTAN

**27.789.496,20**

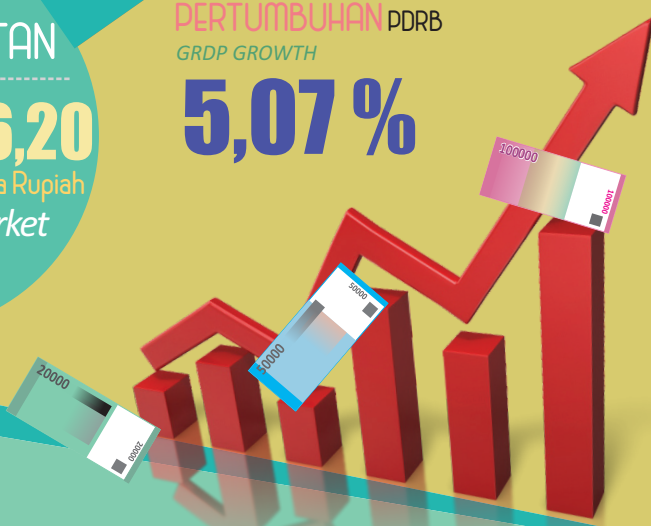
Juta Rupiah

at Constant Market  
Prices

(Million Rupiahs)

PERTUMBUHAN PDRB  
GRDP GROWTH

**5,07 %**







**PENJELASAN TEKNIS****TECHNICAL NOTES**

1. Penghitungan statistik neraca nasional mengikuti buku petunjuk yang diterbitkan oleh Perserikatan Bangsa Bangsa (PBB) dikenal sebagai Sistem Neraca Nasional (SNN). SNN adalah rekomendasi internasional tentang bagaimana menyusun ukuran aktivitas ekonomi yang sesuai dengan standar neraca baku yang didasarkan pada prinsip-prinsip ekonomi. Rekomendasi yang dimaksud dinyatakan dalam sekumpulan konsep, definisi, klasifikasi, dan aturan neraca yang disepakati secara internasional dalam mengukur indikator tertentu seperti Produk Domestik Bruto (PDB). Salah satu bentuk adaptasi pencatatan statistik nasional adalah melakukan perubahan tahun dasar PDB Indonesia dari tahun 2000 ke 2010. Perubahan tahun dasar PDB dilakukan seiring dengan mengadopsi rekomendasi PBB yang tertuang dalam Sistem Neraca Nasional 2008 (SNA 2008).

2. Produk Domestik Bruto pada tingkat nasional serta Produk Domestik Regional Bruto (PDRB) pada tingkat regional (provinsi) menggambarkan kemampuan suatu wilayah untuk menciptakan nilai tambah pada suatu waktu tertentu. Untuk menyusun PDB

1. *The method used to estimate national accounts statistics is based on the standard guidelines formed by United Nation known as System of National Accounts (SNA). SNA is the internationally agreed standard set of recommendations on how to compile measures of economic activity in accordance with strict accounting conventions based on economic principles. The recommendations are expressed in term of a set of concepts, definitions, classifications and accounting rules that comprise the internationally agreed standard for measuring indicators such as Gross Domestic Product (GDP). One of the improvement in the national statistical system is to rebase GDP form base year 2000 to 2010 in order to capture current economic condition. It is in line with the United Nations (UN) recommendation on 2008 SNA.*

2. *The basic measure of the value added arising from economic activity is known as Gross Domestic Product at the national level and Gross Regional Domestic Product (GRDP) at the regional level (provinces/regencies/municipalities). To compile*

maupun PDRB digunakan 2 pendekatan, yaitu lapangan usaha dan pengeluaran. Keduanya menyajikan komposisi data nilai tambah dirinci menurut sumber kegiatan ekonomi (lapangan usaha) dan menurut komponen penggunaannya. PDB maupun PDRB dari sisi lapangan usaha merupakan penjumlahan seluruh komponen nilai tambah bruto yang mampu diciptakan oleh sektor-sektor ekonomi atas berbagai aktivitas produksinya. Sedangkan dari sisi pengeluaran menjelaskan tentang penggunaan dari nilai tambah tersebut.

3. PDB menurut lapangan usaha mengalami perubahan klasifikasi dari 9 lapangan usaha menjadi 17 lapangan usaha. PDB menurut lapangan usaha dirinci menurut total nilai tambah dari seluruh sektor ekonomi yang mencakup lapangan usaha Pertanian, Kehutanan, dan Perikanan; Pertambangan dan Penggalian; Industri Pengolahan; Pengadaan Listrik dan Gas; Pengadaan Air, Pengelolaan Sampah, Limbah dan Daur Ulang; Konstruksi; Perdagangan Besar dan Eceran, Reparasi Mobil dan Sepeda Motor; Transportasi dan Pergudangan; Penyediaan Akomodasi dan Makan Minum; Informasi dan Komunikasi; Jasa Keuangan dan Asuransi; Real Estat; Jasa

*these statistics, two approaches have been used, i.e. "production approach" and "expenditure approach". The first approach is to measure value added produced by various kinds of economic activities, while the second approach is to measure final uses of the country's output. In other words, GDP/GRDP is the sum of total value added produced by all economic industries (activities) and the way of using it.*

3. *GDP by industry classification changes from 9 sectors to 17 industries. GDP by industry is classified by types of economic activities such as Agriculture, Forestry and Fishing; Mining and Quarrying; Manufacturing; Electricity and Gas; Water supply, Sewerage, Waste Management and Remediation Activities; Construction; Wholesale and Retail Trade; Repair of Motor Vehicles and Motorcycles; Transportation and Storage; Accommodation and Food Service Activities; Information and Communication; Financial and Insurance Activities; Real Estate Activities; Business Activities; Public Administration; Defence and Compulsory Social Security; Education; Human Health and*

Perusahaan; Administrasi Pemerintahan, Pertahanan dan Jaminan Sosial Wajib; Jasa Pendidikan; Jasa Kesehatan dan Kegiatan Sosial; dan Jasa lainnya.

*Social Work Activities; and Other Services Activities.*

4. PDB menurut pengeluaran mengalami perubahan klasifikasi dimana pengeluaran konsumsi Lembaga Non Profit yang Melayani Rumah Tangga (LNPR) yang sebelumnya termasuk bagian dari pengeluaran konsumsi rumah tangga menjadi komponen terpisah. Sehingga klasifikasi PDB menurut pengeluaran dirinci menjadi 7 komponen yaitu komponen pengeluaran konsumsi rumah tangga, pengeluaran konsumsi LNPR, pengeluaran konsumsi pemerintah, pembentukan modal tetap bruto, perubahan inventori, ekspor barang dan jasa, dan impor barang dan jasa.

4. *GDP by expenditure classification changes where consumption expenditure Non-profit Institutions Serving Households (NPISH) previously included as part of household consumption expenditure is taken out into separate component. So that, GDP by type of expenditures is classified into: household consumption expenditure, NPISH consumption expenditure, government consumption expenditure, gross fixed capital formation, changes in inventories, exports of goods and services, and imports of goods and services.*

5. Pengeluaran konsumsi rumah tangga mencakup berbagai pengeluaran konsumsi akhir rumah tangga atas barang dan jasa untuk memenuhi kebutuhan individu ataupun kelompok secara langsung. Pengeluaran rumah tangga di sini mencakup makanan dan minuman selain restoran; pakaian, alas kaki dan jasa perawatannya; perumahan dan perlengkapan rumah tangga; kesehatan dan pendidikan; transportasi dan komunikasi;

5. *Household consumption expenditures consist of expenditures incurred by households, which are used for both individual or collective needs. Household consumptions are classified into food and beverages other than restaurants; clothing, footwear, and related maintenance services; housing and household equipment; health and education; transport and communication; restaurants and hotels; and others.*

restoran dan hotel serta lainnya.

6. Pengeluaran Pemerintah terdiri dari Pengeluaran Konsumsi Individu dan Pengeluaran Konsumsi Kolektif. Barang dan jasa individu merupakan barang dan jasa privat, dimana ciri-ciri barang privat adalah a) *Scarcity*, yaitu ada kelangkaan/keterbatasan dalam jumlah; b) *Excludable consumption*, yaitu konsumsi suatu barang dapat dibatasi hanya pada mereka yang memenuhi persyaratan tertentu (biasanya harga); c) *Rivalrous competition*, yaitu konsumsi oleh satu konsumen akan mengurangi atau menghilangkan kesempatan pihak lain untuk melakukan hal serupa. Contoh barang dan jasa yang dihasilkan pemerintah dan tergolong sebagai barang dan jasa individu adalah jasa pelayanan kesehatan pemerintah di rumah sakit/puskesmas dan jasa pendidikan di sekolah/universitas negeri. Sedangkan barang dan jasa kolektif ekuivalen dengan barang publik yang memiliki ciri a) *Non rivalry*, yaitu penggunaan satu konsumen terhadap suatu barang tidak mengurangi kesempatan konsumen lain untuk juga mengkonsumsi barang tersebut; b) *Non excludable*, yaitu apabila suatu barang publik tersedia, maka tidak ada yang dapat menghalangi siapapun
6. *Government consumption expenditure consists of Individual Consumption Expenditure and Collective Consumption Expenditure. Individual goods and services are private goods and services, which the characteristics of private goods is a) Scarcity, that there is a scarcity/limited in number; b) Excludable consumption, the consumption of goods can be limited only to those who meet certain requirements (usually the price); c) Rivalrous competition, ie consumption by the consumer will reduce or eliminate the chance of another party to do so. Examples of goods and services produced by government and classified as goods and services of individuals is the government health services in hospitals/health centers and education services in schools/universities. Collective goods and services equivalent to public goods characterized by a) Non-rivalry, namely the use of a consumer for an item does not reduce the chance of another consumer to also consume goods; b) Non-excludable, i.e. when a public good available, then nothing can hinder anyone to benefit from the goods or in other words everyone has access to the goods. Examples of goods and services produced by government and classified as collective goods and services is carried military*

untuk memperoleh manfaat dari barang tersebut atau dengan kata lain setiap orang memiliki akses ke barang tersebut. Contoh barang dan jasa yang dihasilkan pemerintah dan tergolong sebagai barang dan jasa kolektif adalah jasa pertahanan yang dilakukan TNI dan keamanan yang dilakukan kepolisian.

*defense services and the police's security.*

7. Pembentukan Modal Tetap Bruto (PMTB) mencakup pengadaan, pembuatan, dan pembelian barang modal. Barang modal dimaksud adalah barang-barang yang digunakan untuk proses produksi, tahan lama atau yang mempunyai umur pemakaian lebih dari satu tahun seperti bangunan, mesin-mesin dan alat angkutan. Termasuk pula di sini perbaikan besar (berat) yang sifatnya memperpanjang umur atau mengubah bentuk atau kapasitas barang modal tersebut. Pengeluaran barang modal untuk keperluan militer juga dicakup sebagai PMTB. Klasifikasi komponen PMTB dibagi menjadi 6 sub komponen yaitu Konstruksi; Mesin dan Peralatan; Kendaraan; Peralatan Lainnya; *Cultivated Biological Resources* (CBR) dan Produk Kekayaan Intelektual.
7. *Gross Fixed Capital Formation (GFCF) includes procurement, manufacture, and the purchase of capital goods. Capital goods are goods which are used for the production process, durable or have a service life of more than one year such as buildings, machinery, and transportation equipment. Including here: huge improvement that are to extend the life or changing the shape or the capacity of the capital goods. Capital expenditures for military purposes are also covered as GFCF. GFCF component are classified into six sub-components: Construction; Machinery and Equipment; vehicle; Other equipment; Cultivated Biological Resources (CBR) and Intellectual Property Product.*
8. Ekspor barang dan jasa merupakan transaksi perdagangan barang dan jasa dari penduduk (*residen*) ke bukan penduduk (*nonresiden*).
8. *Exports of goods and services consist of transactions of goods and services from residents to non-residents. Imports of goods*

Impor barang dan jasa adalah transaksi perdagangan dari bukan penduduk ke penduduk. Ekspor atau impor barang terjadi pada saat terjadi perubahan hak kepemilikan barang antara penduduk dengan bukan penduduk (dengan atau tanpa perpindahan fisik barang tersebut). Pada PDB dengan tahun dasar 2010, ekspor dan impor barang dirinci menjadi nonmigas dan migas.

*and services consist of transaction of goods and services from non-residents to residents. Exports and imports of goods occur when there are changes in ownership of goods between residents and non-residents (with or without physical movements of goods across frontiers). On the GDP at 2010 basic year, exports and imports of goods specified into non oil and gas and oil and gas.*

9. Produk Domestik Bruto maupun agregat turunannya disajikan dalam 2 (dua) versi penilaian, yaitu atas dasar "harga berlaku" dan atas dasar "harga konstan". Disebut sebagai harga berlaku karena seluruh agregat dinilai dengan menggunakan harga pada tahun berjalan, sedangkan harga konstan penilaiannya didasarkan kepada harga satu tahun dasar tertentu, dalam publikasi ini digunakan harga tahun 2010.

9. *GDP and its aggregations are presented in two forms: at current market prices and at constant base year market prices. In presenting current market prices, all aggregates are valued at current market prices, while base year constant market prices are shown by valuing all aggregates at fixed base year prices. Year of 2010 is used as the base year in this publication.*

10. Laju pertumbuhan Produk Domestik Bruto diperoleh dari perhitungan PDB atas dasar harga konstan. Diperoleh dengan cara mengurangi nilai PDB pada tahun ke-n terhadap nilai pada tahun ke n-1 (tahun sebelumnya), dibagi dengan nilai pada tahun ke n-1, dikalikan dengan 100 persen. Laju pertumbuhan menunjukkan perkembangan

10. *Growth rate of Gross Domestic Product is derived from GDP at constant market prices. It is obtained by subtracting the value of GDP year n with the value of GDP year n-1, divided by the value of GDP year n-1 then multiplied by 100 percent. The growth rate of GDP explains the income growth during the given period.*

agregat pendapatan dari satu waktu tertentu terhadap waktu sebelumnya.

<https://kedirikab.bps.go.id>

**ULASAN****DESCRIPTION**

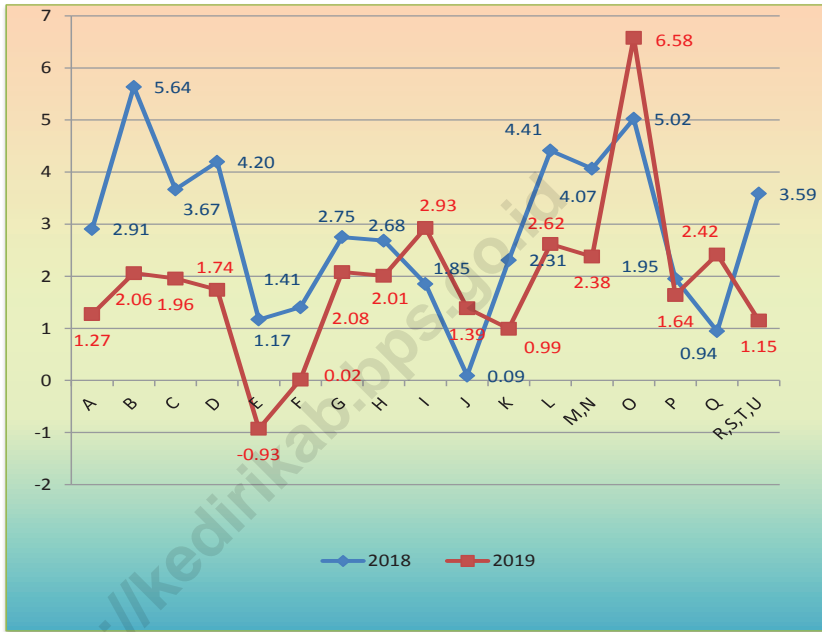
- |   |  |
|---|--|
| <p>1. Angka PDRB atas dasar harga berlaku (ADHB) dengan Migas Kabupaten Kediri tahun 2019 senilai 41.204.855,52 juta rupiah. Kategori Pertanian, Kehutanan, dan Perikanan masih memberi sumbangan terbesar pada PDRB Kabupaten Kediri. Sumbangan sektor tersebut pada PDRB Kabupaten Kediri mencapai 22,88 persen. Pada peringkat kedua adalah sektor Sektor Industri Pengolahan dengan sumbangan 21,00 persen. Perdagangan Besar dan Eceran; Reparasi Mobil dan Sepeda Motor menempati urutan ketiga dan menyumbangkan andil sebesar 20,24 persen.</p> | <p>1. <i>GRDP figure based on the current price (ADHB) with Oil and Gas in Kediri Regency in 2019 valued at 41,204,855.52 million rupiah. The categories of Agriculture, Forestry and Fisheries still contribute the most to the GRDP of Kediri Regency. The sector's contribution to the Kediri Regency's GRDP reached 22.88 percent. The second rank is the Manufacturing Industry Sector with a contribution of 21.00 percent. The Wholesale and Retail Trade sector; Car and Motorcycle Repair ranked third and contributed 20.24 percent.</i></p> |
| <p>2. Sementara itu PDRB atas dasar harga konstan (ADHK) tahun 2010 digunakan untuk menggambarkan perkembangan PDRB dan komponennya. Berdasarkan angka PDRB ADHK pertumbuhan PDRB Kabupaten Kediri tahun 2019 adalah 5,07 persen dari tahun sebelumnya. Pertumbuhan PDRB tertinggi sebesar 8,24 persen adalah pada sektor Informasi dan Komunikasi disusul sektor Transportasi dan Perdagangan sebesar 7,93 persen.</p>   | <p>2. <i>Meanwhile GRDP at constant prices (ADHK) in 2010 was used to describe the development of GRDP and its components. Based on ADHK PDRB figures, the GDP growth in Kediri Regency in 2019 was 5.07 percent from the previous year. The highest GRDP growth of 8.24 percent was in the Information and Communication sector followed by Transportation and Storage sector at 7.93 percent.</i></p>  |



<https://kedirikab.bps.go.id>

**Gambar** 12.1  
**Figures**

**Persentase Inflasi PDRB Sektoral Kabupaten Kediri, 2018-2019**  
**Inflation GDP Sectoral Percentage of Kediri Regency, 2018-2019**

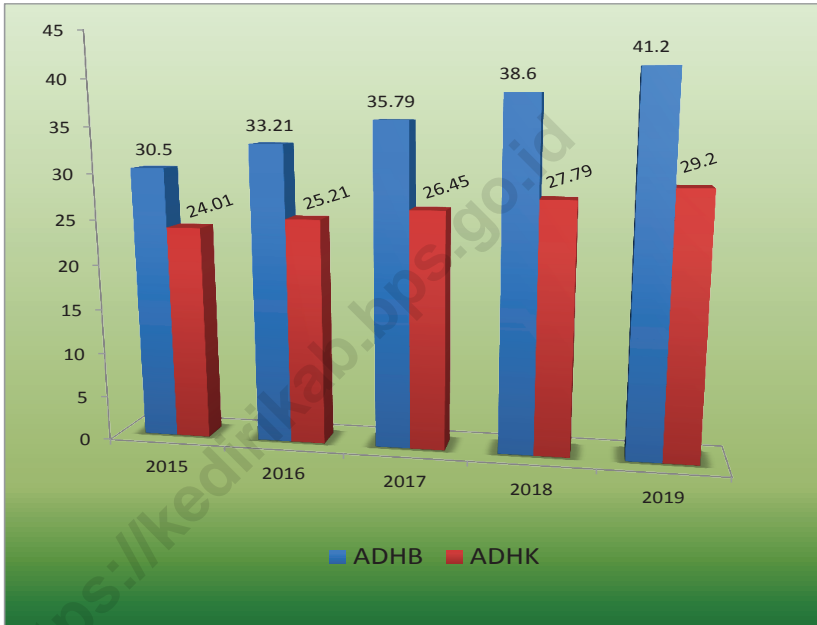


Sumber/Source : BPS Kabupaten Kediri/ BPS-Statistics of Kediri Regency

**Gambar** 12.2  
**Figures**

**Perkembangan PDRB ADHB dan ADHK Kabupaten Kediri Menurut Pengeluaran (triliun rupiah), 2015-2019**

*Development of GRDP at Current Prices and Constant Prices of Kediri Regency by Expenditure (trillion rupiah), 2015-2019*



Sumber/Source: BPS Kabupaten Kediri/ BPS-Statistics of Kediri Regency

**Tabel 12.1. Produk Domestik Regional Bruto Atas Dasar Harga Berlaku Kabupaten Kediri Menurut Lapangan Usaha (miliar rupiah), 2015–2019**  
**Gross Regional Domestic Product at Current Market Prices of Kediri Regency by Industry (billion rupiahs), 2015–2019**

|   | Lapangan Usaha/Industry  | 2015     | 2016     | 2017     | 2018 *   | 2019 **  |
|---|--|----------|----------|----------|----------|----------|
|   | (1)  | (2)      | (3)      | (4)      | (5)      | (6)      |
| A | Pertanian, Kehutanan, dan Perikanan/ <i>Agriculture, Forestry, and Fishing</i>   | 8 084,53 | 8 684,26 | 9 000,47 | 9 269,15 | 9 426,40 |
| B | Pertambangan dan Penggalian/ <i>Mining and Quarrying</i>   | 511,88   | 547,00   | 592,72   | 639,17   | 660,06   |
| C | Industri Pengolahan/ <i>Manufacturing</i>  | 5 829,57 | 6 414,38 | 7 078,76 | 7 885,72 | 8 653,26 |
| D | Pengadaan Listrik dan Gas/ <i>Electricity and Gas</i>  | 19,32    | 21,88    | 24,61    | 26,88    | 29,05    |
| E | Pengadaan Air; Pengelolaan Sampah, Limbah, dan Daur Ulang/ <i>Water Supply; Sewerage, Waste Management, and Remediation Activities</i>     | 16,85    | 18,41    | 19,92    | 21,29    | 22,33    |
| F | Konstruksi/ <i>Construction</i>  | 2 864,79 | 3 120,50 | 3 416,77 | 3 682,32 | 3 915,01 |
| G | Perdagangan Besar dan Eceran; Reparasi Mobil dan Sepeda Motor/ <i>Wholesale and Retail Trade; Repair of Motor Vehicles and Motorcycles</i> | 5 951,99 | 6 482,57 | 7 063,24 | 7 747,25 | 8 341,56 |
| H | Transportasi dan Pergudangan/ <i>Transportation and Storage</i>  | 555,98   | 613,11   | 672,39   | 736,85   | 811,23   |
| I | Penyediaan Akomodasi dan Makan Minum/ <i>Accommodation and Food Service Activities</i>   | 415,55   | 476,59   | 525,82   | 575,83   | 636,15   |
| J | Informasi dan Komunikasi/ <i>Information and Communication</i>   | 1 534,63 | 1 695,85 | 1 861,31 | 2 013,29 | 2 209,49 |

Lanjutan Tabel/*Continued Table* 12.1

|         | <b>Lapangan Usaha/Industry</b>  | <b>2015</b>      | <b>2016</b>      | <b>2017</b>      | <b>2018 *</b>    | <b>2019 **</b>   |
|---------|---|------------------|------------------|------------------|------------------|------------------|
|         | (1)   | (2)              | (3)              | (4)              | (5)              | (6)              |
| K       | Jasa Keuangan dan Asuransi/<br><i>Financial and Insurance<br/>Activities</i>  | 570,70           | 623,63           | 672,87           | 721,33           | 758,14           |
| L       | Real Estat/ <i>Real Estate Activities</i>   | 599,96           | 649,60           | 704,49           | 778,03           | 842,97           |
| M,N     | Jasa Perusahaan/ <i>Business<br/>Activities</i>   | 90,19            | 98,56            | 107,58           | 118,50           | 127,92           |
| O       | Administrasi Pemerintahan,<br>Pertahanan, dan Jaminan<br>Sosial Wajib/ <i>Public<br/>Administration and Defence;<br/>Compulsory Social Security</i> | 1 144,08         | 1 243,52         | 1 335,31         | 1 456,27         | 1 589,65         |
| P       | Jasa Pendidikan/ <i>Education</i>   | 1 527,14         | 1 668,78         | 1 788,61         | 1 927,19         | 2 107,27         |
| Q       | Jasa Kesehatan dan Kegiatan<br>Sosial/ <i>Human Health and Social<br/>Work Activities</i>   | 239,54           | 261,76           | 282,76           | 303,30           | 329,93           |
| R,S,T,U | Jasa Lainnya/ <i>Other Services<br/>Activities</i>  | 540,81           | 590,97           | 641,89           | 695,62           | 744,43           |
|         | <b>Produk Domestik Bruto/<br/>Gross Domestic Product</b>  | <b>30 497,51</b> | <b>33 211,39</b> | <b>35 789,54</b> | <b>38 597,98</b> | <b>41 204,86</b> |

Catatan/Note: \* Angka sementara / *Preliminary Figures*

\*\* Angka sangat sementara / *Very Preliminary Figures*

Sumber/Source: BPS Kabupaten Kediri/ *BPS-Statistics of Kediri Regency*

**Tabel**  
**Table** 12.2

**Produk Domestik Regional Bruto Atas Dasar Harga  
Konstan 2010 Kabupaten Kediri Menurut Lapangan Usaha  
(miliar rupiah), 2015–2019**  
**Gross Regional Domestic Product at 2010 Constant Market  
Prices of Kediri Regenc by Industry (billion rupiahs), 2015–  
2019**

|   | <b>Lapangan Usaha/Industry</b>   | <b>2015</b> | <b>2016</b> | <b>2017</b> | <b>2018 *</b> | <b>2019 **</b> |
|---|--|-------------|-------------|-------------|---------------|----------------|
|   | (1)  | (2)         | (3)         | (4)         | (5)           | (6)            |
| A | Pertanian, Kehutanan, dan Perikanan/ <i>Agriculture, Forestry, and Fishing</i>   | 5 801,78    | 5 968,74    | 6 025,86    | 6 030,38      | 6 055,54       |
| B | Pertambangan dan Penggalian/ <i>Mining and Quarrying</i>   | 380,52      | 388,30      | 400,93      | 409,28        | 414,12         |
| C | Industri Pengolahan/ <i>Manufacturing</i>  | 4 661,10    | 4 941,74    | 5 243,00    | 5 634,08      | 6 063,85       |
| D | Pengadaan Listrik dan Gas/ <i>Electricity and Gas</i>  | 18,66       | 19,49       | 20,41       | 21,39         | 22,72          |
| E | Pengadaan Air; Pengelolaan Sampah, Limbah, dan Daur Ulang/ <i>Water Supply; Sewerage, Waste Management, and Remediation Activities</i>     | 13,92       | 14,64       | 15,46       | 16,33         | 17,28          |
| F | Konstruksi/ <i>Construction</i>  | 2 272,10    | 2 380,30    | 2 521,56    | 2 679,87      | 2 848,74       |
| G | Perdagangan Besar dan Eceran; Reparasi Mobil dan Sepeda Motor/ <i>Wholesale and Retail Trade; Repair of Motor Vehicles and Motorcycles</i> | 4 908,71    | 5 190,45    | 5 536,74    | 5 910,30      | 6 233,95       |
| H | Transportasi dan Pergudangan/ <i>Transportation and Storage</i>  | 450,06      | 481,21      | 512,69      | 547,16        | 590,54         |
| I | Penyediaan Akomodasi dan Makan Minum/ <i>Accommodation and Food Service Activities</i>   | 314,00      | 336,03      | 359,91      | 386,97        | 415,34         |
| J | Informasi dan Komunikasi/ <i>Information and Communication</i>   | 1 444,34    | 1 552,03    | 1 676,87    | 1 812,12      | 1 961,51       |

Lanjutan Tabel/*Continued Table 12.2*

|         | <b>Lapangan Usaha/Industry</b>  | <b>2015</b>      | <b>2016</b>      | <b>2017</b>      | <b>2018 *</b>    | <b>2019 **</b>   |
|---------|---|------------------|------------------|------------------|------------------|------------------|
|         | (1)   | (2)              | (3)              | (4)              | (5)              | (6)              |
| K       | Jasa Keuangan dan Asuransi/<br><i>Financial and Insurance<br/>Activities</i>  | 434,50           | 458,37           | 483,33           | 506,45           | 527,06           |
| L       | Real Estat/ <i>Real Estate Activities</i>   | 498,31           | 524,21           | 552,95           | 584,86           | 617,50           |
| M,N     | Jasa Perusahaan/ <i>Business<br/>Activities</i>   | 72,57            | 76,74            | 81,08            | 85,82            | 90,49            |
| O       | Administrasi Pemerintahan,<br>Pertahanan, dan Jaminan<br>Sosial Wajib/ <i>Public<br/>Administration and Defence;<br/>Compulsory Social Security</i> | 909,00           | 949,21           | 984,51           | 1 022,34         | 1 047,09         |
| P       | Jasa Pendidikan/ <i>Education</i>   | 1 174,42         | 1 242,22         | 1 305,91         | 1 380,13         | 1 484,73         |
| Q       | Jasa Kesehatan dan Kegiatan<br>Sosial/ <i>Human Health and Social<br/>Work Activities</i>   | 196,84           | 207,64           | 218,90           | 232,61           | 247,06           |
| R,S,T,U | Jasa Lainnya/ <i>Other Services<br/>Activities</i>  | 456,89           | 480,59           | 506,05           | 529,42           | 560,12           |
|         | <b>Produk Domestik Bruto/<br/>Gross Domestic Product</b>  | <b>24 007,72</b> | <b>25 211,90</b> | <b>26 446,17</b> | <b>27 789,50</b> | <b>29 197,65</b> |

Catatan/Note: \* Angka sementara / *Preliminary Figures*

\*\* Angka sangat sementara / *Very Preliminary Figures*

Sumber/Source: BPS Kabupaten Kediri / *BPS-Statistics of Kediri Regency*

**Tabel**  
**Table** 12.3

**Distribusi Persentase Produk Domestik Regional Bruto Atas Dasar Harga Berlaku Kabupaten Kediri Menurut Lapangan Usaha, 2015–2019**  
**Percentage Distribution of Gross Regional Domestic Product at Current Market Prices of Kediri Regency by Industry, 2015–2019**

|   | <b>Lapangan Usaha/Industry</b>   | <b>2015</b> | <b>2016</b> | <b>2017</b> | <b>2018 *</b> | <b>2019 **</b> |
|---|--|-------------|-------------|-------------|---------------|----------------|
|   | (1)  | (2)         | (3)         | (4)         | (5)           | (6)            |
| A | Pertanian, Kehutanan, dan Perikanan/ <i>Agriculture, Forestry, and Fishing</i>   | 26,51       | 26,15       | 25,15       | 24,01         | 22,88          |
| B | Pertambangan dan Penggalian/ <i>Mining and Quarrying</i>   | 1,68        | 1,65        | 1,66        | 1,66          | 1,60           |
| C | Industri Pengolahan/ <i>Manufacturing</i>  | 19,11       | 19,31       | 19,78       | 20,43         | 21,00          |
| D | Pengadaan Listrik dan Gas/ <i>Electricity and Gas</i>  | 0,06        | 0,07        | 0,07        | 0,07          | 0,07           |
| E | Pengadaan Air; Pengelolaan Sampah, Limbah, dan Daur Ulang/ <i>Water Supply; Sewerage, Waste Management, and Remediation Activities</i>     | 0,06        | 0,06        | 0,06        | 0,06          | 0,05           |
| F | Konstruksi/ <i>Construction</i>  | 9,39        | 9,40        | 9,55        | 9,54          | 9,50           |
| G | Perdagangan Besar dan Eceran; Reparasi Mobil dan Sepeda Motor/ <i>Wholesale and Retail Trade; Repair of Motor Vehicles and Motorcycles</i> | 19,52       | 19,52       | 19,74       | 20,07         | 20,24          |
| H | Transportasi dan Pergudangan/ <i>Transportation and Storage</i>  | 1,82        | 1,85        | 1,88        | 1,91          | 1,97           |
| I | Penyediaan Akomodasi dan Makan Minum/ <i>Accommodation and Food Service Activities</i>   | 1,36        | 1,44        | 1,47        | 1,49          | 1,54           |
| J | Informasi dan Komunikasi/ <i>Information and Communication</i>   | 5,03        | 5,11        | 5,20        | 5,22          | 5,36           |
| K | Jasa Keuangan dan Asuransi/ <i>Financial and Insurance Activities</i>  | 1,87        | 1,88        | 1,88        | 1,87          | 1,84           |



Lanjutan Tabel/*Continued Table* 12.3

| Lapangan Usaha/ <i>Industry</i>                          |   | 2015          | 2016          | 2017          | 2018 *        | 2019 **       |
|--|---|---------------|---------------|---------------|---------------|---------------|
| (1)  |   | (2)           | (3)           | (4)           | (5)           | (6)           |
| L  | Real Estat/ <i>Real Estate Activities</i>   | 1,97          | 1,96          | 1,97          | 2,02          | 2,05          |
| M,N  | Jasa Perusahaan/ <i>Business Activities</i>   | 0,30          | 0,30          | 0,30          | 0,31          | 0,31          |
| O  | Administrasi Pemerintahan, Pertahanan, dan Jaminan Sosial Wajib/ <i>Public Administration and Defence; Compulsory Social Security</i> | 3,75          | 3,74          | 3,73          | 3,77          | 3,86          |
| P  | Jasa Pendidikan/ <i>Education</i>   | 5,01          | 5,02          | 5,00          | 4,99          | 5,11          |
| Q  | Jasa Kesehatan dan Kegiatan Sosial/ <i>Human Health and Social Work Activities</i>  | 0,79          | 0,79          | 0,79          | 0,79          | 0,80          |
| R,S,T,U  | Jasa Lainnya/ <i>Other Services Activities</i>  | 1,77          | 1,78          | 1,79          | 1,80          | 1,81          |
| <b>Produk Domestik Bruto/<br/>Gross Domestic Product</b> |   | <b>100,00</b> | <b>100,00</b> | <b>100,00</b> | <b>100,00</b> | <b>100,00</b> |

Catatan/*Note*: \* Angka sementara / *Preliminary Figures*

\*\* Angka sangat sementara / *Very Preliminary Figures*

Sumber/*Source*: BPS Kabupaten Kediri/ *BPS-Statistics of Kediri Regency*

**Tabel**  
**Table** 12.4

**Laju Pertumbuhan Produk Domestik Regional Bruto Atas Dasar Harga Konstan 2010 Kabupaten Kediri Menurut Lapangan Usaha (persen), 2015–2019**  
**Growth Rate of Gross Regional Domestic Product at 2010 Constant Market Prices of Kediri Regency by Industry (percent), 2015–2019**

| Lapangan Usaha/ <i>Industry</i>  | 2015  | 2016 | 2017 | 2018 * | 2019 ** |
|--|-------|------|------|--------|---------|
| (1)  | (2)   | (3)  | (4)  | (5)    | (6)     |
| A Pertanian, Kehutanan, dan Perikanan/ <i>Agriculture, Forestry, and Fishing</i>   | 2,94  | 2,88 | 0,96 | 0,07   | 0,42    |
| B Pertambangan dan Penggalian/ <i>Mining and Quarrying</i>   | 2,21  | 2,05 | 3,25 | 2,08   | 1,18    |
| C Industri Pengolahan/ <i>Manufacturing</i>  | 6,11  | 6,02 | 6,10 | 7,46   | 7,63    |
| D Pengadaan Listrik dan Gas/ <i>Electricity and Gas</i>  | 2,39  | 4,44 | 4,73 | 4,81   | 6,24    |
| E Pengadaan Air; Pengelolaan Sampah, Limbah, dan Daur Ulang/ <i>Water Supply; Sewerage, Waste Management, and Remediation Activities</i>     | 5,28  | 5,18 | 5,61 | 5,62   | 5,87    |
| F Konstruksi/ <i>Construction</i>  | 3,02  | 4,76 | 5,93 | 6,28   | 6,30    |
| G Perdagangan Besar dan Eceran; Reparasi Mobil dan Sepeda Motor/ <i>Wholesale and Retail Trade; Repair of Motor Vehicles and Motorcycles</i> | 5,04  | 5,74 | 6,67 | 6,75   | 5,48    |
| H Transportasi dan Pergudangan/ <i>Transportation and Storage</i>  | 6,51  | 6,92 | 6,54 | 6,72   | 7,93    |
| I Penyediaan Akomodasi dan Makan Minum/ <i>Accommodation and Food Service Activities</i>   | 6,94  | 7,01 | 7,11 | 7,52   | 7,33    |
| J Informasi dan Komunikasi/ <i>Information and Communication</i>   | 11,02 | 7,46 | 8,04 | 8,07   | 8,24    |

Lanjutan Tabel/*Continued Table 12.4*

| Lapangan Usaha/ <i>Industry</i>                          |   | 2015        | 2016        | 2017        | 2018 *      | 2019 **     |
|--|---|-------------|-------------|-------------|-------------|-------------|
| (1)  |   | (2)         | (3)         | (4)         | (5)         | (6)         |
| K  | Jasa Keuangan dan Asuransi/<br><i>Financial and Insurance Activities</i>  | 4,95        | 5,49        | 5,45        | 4,78        | 4,07        |
| L  | Real Estat/ <i>Real Estate Activities</i>   | 4,97        | 5,20        | 5,48        | 5,77        | 5,58        |
| M,N  | Jasa Perusahaan/ <i>Business Activities</i>   | 5,44        | 5,74        | 5,65        | 5,85        | 5,44        |
| O  | Administrasi Pemerintahan,<br>Pertahanan, dan Jaminan<br>Sosial Wajib/ <i>Public Administration and Defence;<br/>Compulsory Social Security</i> | 4,02        | 4,42        | 3,72        | 3,84        | 2,42        |
| P  | Jasa Pendidikan/ <i>Education</i>   | 6,26        | 5,77        | 5,13        | 5,68        | 7,58        |
| Q  | Jasa Kesehatan dan Kegiatan<br>Sosial/ <i>Human Health and Social Work Activities</i>   | 3,93        | 5,49        | 5,43        | 6,26        | 6,21        |
| R,S,T,U  | Jasa Lainnya/ <i>Other Services Activities</i>  | 4,88        | 5,19        | 5,30        | 4,62        | 5,80        |
| <b>Produk Domestik Bruto/<br/>Gross Domestic Product</b> |   | <b>4,88</b> | <b>5,02</b> | <b>4,90</b> | <b>5,08</b> | <b>5,07</b> |

Catatan/*Note*: \* Angka sementara / *Preliminary Figures*

\*\* Angka sangat sementara / *Very Preliminary Figures*

Sumber/*Source*: BPS Kabupaten Kediri / *BPS-Statistics of Kediri Regency*

**Tabel 12.5** **Indeks Implisit PDRB Kabupaten Kediri Menurut Lapangan Usaha, 2015-2019**  
**Implicit Index Percentage GRDP of Kediri Regency by Industrial Origin, 2015-2019**

|   | <b>Lapangan Usaha/Industry</b>   | <b>2015</b> | <b>2016</b> | <b>2017</b> | <b>2018 *</b> | <b>2019 **</b> |
|---|--|-------------|-------------|-------------|---------------|----------------|
|   | (1)  | (2)         | (3)         | (4)         | (5)           | (6)            |
| A | Pertanian, Kehutanan, dan Perikanan/ <i>Agriculture, Forestry, and Fishing</i>   | 139,35      | 145,50      | 149,36      | 153,71        | 155,67         |
| B | Pertambangan dan Penggalian/ <i>Mining and Quarrying</i>   | 134,52      | 140,87      | 147,84      | 156,17        | 159,39         |
| C | Industri Pengolahan/ <i>Manufacturing</i>  | 125,07      | 129,80      | 135,01      | 139,96        | 142,70         |
| D | Pengadaan Listrik dan Gas/ <i>Electricity and Gas</i>  | 103,53      | 112,29      | 120,62      | 125,69        | 127,87         |
| E | Pengadaan Air; Pengelolaan Sampah, Limbah, dan Daur Ulang/ <i>Water Supply; Sewerage, Waste Management, and Remediation Activities</i>     | 121,10      | 125,81      | 128,87      | 130,38        | 129,17         |
| F | Konstruksi/ <i>Construction</i>  | 126,09      | 131,10      | 135,50      | 137,41        | 137,43         |
| G | Perdagangan Besar dan Eceran; Reparasi Mobil dan Sepeda Motor/ <i>Wholesale and Retail Trade; Repair of Motor Vehicles and Motorcycles</i> | 121,25      | 124,89      | 127,57      | 131,08        | 133,81         |
| H | Transportasi dan Pergudangan/ <i>Transportation and Storage</i>  | 123,53      | 127,41      | 131,15      | 134,67        | 137,37         |
| I | Penyediaan Akomodasi dan Makan Minum/ <i>Accommodation and Food Service Activities</i>   | 132,34      | 141,83      | 146,10      | 148,81        | 153,16         |
| J | Informasi dan Komunikasi/ <i>Information and Communication</i>   | 106,25      | 109,27      | 111,00      | 111,10        | 112,64         |

Lanjutan Tabel/*Continued Table 12.5*

| Lapangan Usaha/ <i>Industry</i>                          |   | 2015          | 2016          | 2017          | 2018 *        | 2019 **       |
|--|---|---------------|---------------|---------------|---------------|---------------|
| (1)  |   | (2)           | (3)           | (4)           | (5)           | (6)           |
| K  | Jasa Keuangan dan Asuransi/<br><i>Financial and Insurance Activities</i>  | 131,35        | 136,05        | 139,22        | 142,43        | 143,84        |
| L  | Real Estat/ <i>Real Estate Activities</i>   | 120,40        | 123,92        | 127,41        | 133,03        | 136,51        |
| M,N  | Jasa Perusahaan/ <i>Business Activities</i>   | 124,28        | 128,43        | 132,68        | 138,08        | 141,36        |
| O  | Administrasi Pemerintahan,<br>Pertahanan, dan Jaminan<br>Sosial Wajib/ <i>Public Administration and Defence;<br/>Compulsory Social Security</i> | 125,86        | 131,01        | 135,63        | 142,45        | 151,82        |
| P  | Jasa Pendidikan/ <i>Education</i>   | 130,03        | 134,34        | 136,96        | 139,64        | 141,93        |
| Q  | Jasa Kesehatan dan Kegiatan<br>Sosial/ <i>Human Health and Social Work Activities</i>   | 121,70        | 126,07        | 129,17        | 130,39        | 133,54        |
| R,S,T,U  | Jasa Lainnya/ <i>Other Services Activities</i>  | 118,37        | 122,97        | 126,84        | 131,39        | 132,91        |
| <b>Produk Domestik Bruto/<br/>Gross Domestic Product</b> |   | <b>127,03</b> | <b>131,73</b> | <b>135,33</b> | <b>138,89</b> | <b>141,12</b> |

Catatan/*Note*: \* Angka sementara / *Preliminary Figures*

\*\* Angka sangat sementara / *Very Preliminary Figures*

Sumber/*Source*: BPS Kabupaten Kediri/ *BPS-Statistics of Kediri Regency*

**Tabel**  
**Table** 12.6**Persentase Laju Implisit PDRB Kabupaten Kediri Menurut Lapangan Usaha, 2015-2019**  
**Implicit Growth Rate Percentage of GRDP of Kediri Regency by Industrial Origin, 2015-2019**

|   | <b>Lapangan Usaha/Industry</b>   | <b>2015</b> | <b>2016</b> | <b>2017</b> | <b>2018 *</b> | <b>2019 **</b> |
|---|--|-------------|-------------|-------------|---------------|----------------|
|   | (1)  | (2)         | (3)         | (4)         | (5)           | (6)            |
| A | Pertanian, Kehutanan, dan Perikanan/ <i>Agriculture, Forestry, and Fishing</i>   | 6,66        | 4,41        | 2,66        | 2,91          | 1,27           |
| B | Pertambangan dan Penggalian/ <i>Mining and Quarrying</i>   | 5,77        | 4,72        | 4,95        | 5,64          | 2,06           |
| C | Industri Pengolahan/ <i>Manufacturing</i>  | 3,88        | 3,78        | 4,02        | 3,67          | 1,96           |
| D | Pengadaan Listrik dan Gas/ <i>Electricity and Gas</i>  | 11,05       | 8,46        | 7,43        | 4,20          | 1,74           |
| E | Pengadaan Air; Pengelolaan Sampah, Limbah, dan Daur Ulang/ <i>Water Supply; Sewerage, Waste Management, and Remediation Activities</i>     | 5,33        | 3,89        | 2,43        | 1,17          | -0,93          |
| F | Konstruksi/ <i>Construction</i>  | 4,57        | 3,97        | 3,36        | 1,41          | 0,02           |
| G | Perdagangan Besar dan Eceran; Reparasi Mobil dan Sepeda Motor/ <i>Wholesale and Retail Trade; Repair of Motor Vehicles and Motorcycles</i> | 4,18        | 3,00        | 2,14        | 2,75          | 2,08           |
| H | Transportasi dan Pergudangan/ <i>Transportation and Storage</i>  | 4,92        | 3,14        | 2,93        | 2,68          | 2,01           |
| I | Penyediaan Akomodasi dan Makan Minum/ <i>Accommodation and Food Service Activities</i>   | 5,91        | 7,17        | 3,01        | 1,85          | 2,93           |
| J | Informasi dan Komunikasi/ <i>Information and Communication</i>   | 1,17        | 2,84        | 1,59        | 0,09          | 1,39           |

Lanjutan Tabel/*Continued Table 12.6*

| <b>Lapangan Usaha/Industry</b>                           |   | <b>2015</b> | <b>2016</b> | <b>2017</b> | <b>2018 *</b> | <b>2019 **</b> |
|--|---|-------------|-------------|-------------|---------------|----------------|
| <b>(1)</b>   |   | <b>(2)</b>  | <b>(3)</b>  | <b>(4)</b>  | <b>(5)</b>    | <b>(6)</b>     |
| K  | Jasa Keuangan dan Asuransi/<br><i>Financial and Insurance<br/>Activities</i>  | 6,12        | 3,59        | 2,32        | 2,31          | 0,99           |
| L  | Real Estat/ <i>Real Estate Activities</i>   | 4,86        | 2,93        | 2,81        | 4,41          | 2,62           |
| M,N  | Jasa Perusahaan/ <i>Business<br/>Activities</i>   | 3,62        | 3,34        | 3,31        | 4,07          | 2,38           |
| O  | Administrasi Pemerintahan,<br>Pertahanan, dan Jaminan<br>Sosial Wajib/ <i>Public<br/>Administration and Defence;<br/>Compulsory Social Security</i> | 3,64        | 4,09        | 3,53        | 5,02          | 6,58           |
| P  | Jasa Pendidikan/ <i>Education</i>   | 5,40        | 3,31        | 1,95        | 1,95          | 1,64           |
| Q  | Jasa Kesehatan dan Kegiatan<br>Sosial/ <i>Human Health and Social<br/>Work Activities</i>   | 6,94        | 3,59        | 2,46        | 0,94          | 2,42           |
| R,S,T,U  | Jasa Lainnya/ <i>Other Services<br/>Activities</i>  | 5,52        | 3,89        | 3,15        | 3,59          | 1,15           |
| <b>Produk Domestik Bruto/<br/>Gross Domestic Product</b> |   | <b>4,76</b> | <b>3,70</b> | <b>2,73</b> | <b>2,63</b>   | <b>1,61</b>    |

Catatan/Note: \* Angka sementara / *Preliminary Figures*

\*\* Angka sangat sementara / *Very Preliminary Figures*

Sumber/Source: BPS Kabupaten Kediri/ *BPS-Statistics of Kediri Regency*

**Tabel**  
**Table** 12.7

**Produk Domestik Regional Bruto Atas Dasar Harga Berlaku Kabupaten Kediri Menurut Jenis Pengeluaran (miliar rupiah), 2015–2019**  
**Gross Regional Domestic Product at Current Market Prices of Kediri Regency by Type of Expenditure (billion rupiahs), 2015–2019**

| <b>Jenis Pengeluaran</b><br><i>Type of Expenditure</i>                        | <b>2015</b>      | <b>2016</b>      | <b>2017</b>      | <b>2018*</b>     | <b>2019**</b>    |
|---|------------------|------------------|------------------|------------------|------------------|
| (1)   | (2)              | (3)              | (4)              | (5)              | (6)              |
| Pengeluaran Konsumsi Rumah Tangga<br><i>Household Consumption Expenditure</i> | 22 145,16        | 24 032,39        | 25 919,29        | 28 089,14        | 30 111,11        |
| Pengeluaran Konsumsi LNPRT<br><i>NPISH Consumption Expenditure</i>            | 705,78           | 781,68           | 842,94           | 917,61           | 986,34           |
| Pengeluaran Konsumsi Pemerintah<br><i>Government Consumption Expenditure</i>  | 2 463,21         | 2 414,84         | 2 661,11         | 2 982,31         | 3 259,82         |
| Pembentukan Modal Tetap Bruto<br><i>Gross Fixed Capital Formation</i>         | 9 308,29         | 10 485,24        | 11 718,75        | 12 844,71        | 13 816,24        |
| Perubahan Inventori<br><i>Changes in Inventories</i>                          | 402,90           | 262,07           | 268,11           | 291,82           | 302,64           |
| Net Ekspor Barang dan Jasa/<br><i>Export of Goods and Services</i>            | -4 527,82        | -4 764,83        | -5 620,67        | -6 527,60        | -7 271,28        |
| <b>Produk Domestik Bruto</b><br><b>Gross Domestic Product</b>                 | <b>30 497,51</b> | <b>33 211,39</b> | <b>35 789,54</b> | <b>38 597,98</b> | <b>41 204,86</b> |

Catatan/Note: \* Angka sementara / Preliminary Figures

\*\* Angka sangat sementara / Very Preliminary Figures

Sumber/Source: BPS Kabupaten Kediri/ BPS-Statistics of Kediri Regency



**Tabel**  
**Table** 12.8

**Produk Domestik Regional Bruto Atas Dasar Harga Konstan 2010 Kabupaten Kediri Menurut Jenis Pengeluaran (miliar rupiah), 2015–2019**  
**Gross Regional Domestic Product at 2010 Constant Market Prices of Kediri Regency by Type of Expenditure (billion rupiahs), 2015–2019**

| <b>Jenis Pengeluaran</b><br><b>Type of Expenditure</b>                        | <b>2015</b>      | <b>2016</b>      | <b>2017</b>      | <b>2018*</b>     | <b>2019**</b>    |
|---|------------------|------------------|------------------|------------------|------------------|
| (1)   | (2)              | (3)              | (4)              | (5)              | (6)              |
| Pengeluaran Konsumsi Rumah Tangga<br><i>Household Consumption Expenditure</i> | 17 235,43        | 18 011,18        | 18 820,32        | 19 671,84        | 20 524,06        |
| Pengeluaran Konsumsi LNPR<br><i>NPISH Consumption Expenditure</i>             | 513,67           | 544,03           | 563,21           | 592,87           | 622,32           |
| Pengeluaran Konsumsi Pemerintah<br><i>Government Consumption Expenditure</i>  | 1 773,28         | 1 642,13         | 1 706,02         | 1 796,26         | 1 882,24         |
| Pembentukan Modal Tetap Bruto<br><i>Gross Fixed Capital Formation</i>         | 7 130,21         | 7 653,56         | 8 138,25         | 8 663,70         | 9 091,84         |
| Perubahan Inventori<br><i>Changes in Inventories</i>                          | 294,27           | 187,92           | 191,58           | 194,29           | 197,91           |
| Net Ekspor Barang dan Jasa/<br><i>Export of Goods and Services</i>            | -2 939,13        | -2 826,92        | -2 973,22        | -3 129,47        | -3 120,72        |
| <b>Produk Domestik Bruto</b><br><b>Gross Domestic Product</b>                 | <b>24 007,72</b> | <b>25 211,90</b> | <b>26 446,17</b> | <b>27 789,50</b> | <b>29 197,65</b> |

Catatan/Note: \* Angka sementara / Preliminary Figures

\*\* Angka sangat sementara / Very Preliminary Figures

Sumber/Source: BPS Kabupaten Kediri/ BPS-Statistics of Kediri Regency

**Tabel**  
**Table** 12.9

**Distribusi Produk Domestik Regional Bruto Atas Dasar Harga Berlaku Kabupaten Kediri Menurut Menurut Jenis Pengeluaran (persen), 2015–2019**  
***Distribution of Gross Regional Domestic Product at Current Market Prices of Kediri Regency by Expenditure (percent), 2015–2019***

| <b>Jenis Pengeluaran</b><br><b>Type of Expenditure</b>                        | <b>2015</b>   | <b>2016</b>   | <b>2017</b>   | <b>2018*</b>  | <b>2019**</b> |
|---|---------------|---------------|---------------|---------------|---------------|
| (1)   | (2)           | (3)           | (4)           | (5)           | (6)           |
| Pengeluaran Konsumsi Rumah Tangga<br><i>Household Consumption Expenditure</i> | 72,61         | 72,36         | 72,42         | 72,77         | 73,08         |
| Pengeluaran Konsumsi LNPR<br><i>NPISH Consumption Expenditure</i>             | 2,31          | 2,35          | 2,36          | 2,38          | 2,39          |
| Pengeluaran Konsumsi Pemerintah<br><i>Government Consumption Expenditure</i>  | 8,08          | 7,27          | 7,44          | 7,73          | 7,91          |
| Pembentukan Modal Tetap Bruto<br><i>Gross Fixed Capital Formation</i>         | 30,52         | 31,57         | 32,74         | 33,28         | 33,53         |
| Perubahan Inventori<br><i>Changes in Inventories</i>                          | 1,32          | 0,79          | 0,75          | 0,76          | 0,73          |
| Net Ekspor Barang dan Jasa/<br><i>Export of Goods and Services</i>            | -14,85        | -14,35        | -15,70        | -16,91        | -17,65        |
| <b>Produk Domestik Bruto</b><br><b><i>Gross Domestic Product</i></b>          | <b>100,00</b> | <b>100,00</b> | <b>100,00</b> | <b>100,00</b> | <b>100,00</b> |

Catatan/Note: \* Angka sementara / *Preliminary Figures*

\*\* Angka sangat sementara / *Very Preliminary Figures*

Sumber/Source: BPS Kabupaten Kediri/ *BPS-Statistics of Kediri Regency*

**Tabel**  
**Table** 12.10**Laju Pertumbuhan Produk Domestik Regional Bruto Atas Dasar Harga Konstan 2010 Kabupaten Kediri Menurut Jenis Pengeluaran (persen), 2015–2019**  
**Growth Rate of Gross Regional Domestic Product at 2010 Constant Market Prices of Kediri Regency by Expenditure (percent), 2015–2019**

| <b>Jenis Pengeluaran</b><br><b>Type of Expenditure</b>                        | <b>2015</b> | <b>2016</b> | <b>2017</b> | <b>2018*</b> | <b>2019**</b> |
|---|-------------|-------------|-------------|--------------|---------------|
| (1)   | (2)         | (3)         | (4)         | (5)          | (6)           |
| Pengeluaran Konsumsi Rumah Tangga<br><i>Household Consumption Expenditure</i> | 4,44        | 4,50        | 4,49        | 4,52         | 4,33          |
| Pengeluaran Konsumsi LNPRT<br><i>NPISH Consumption Expenditure</i>            | 1,49        | 5,91        | 3,53        | 5,27         | 4,97          |
| Pengeluaran Konsumsi Pemerintah<br><i>Government Consumption Expenditure</i>  | 2,29        | -7,40       | 3,89        | 5,29         | 4,79          |
| Pembentukan Modal Tetap Bruto<br><i>Gross Fixed Capital Formation</i>         | 5,22        | 7,34        | 6,33        | 6,46         | 4,94          |
| Perubahan Inventori<br><i>Changes in Inventories</i>                          | -           | -           | -           | -            | -             |
| Net Ekspor Barang dan Jasa/<br><i>Export of Goods and Services</i>            | -           | -           | -           | -            | -             |
| <b>Produk Domestik Bruto</b><br><b>Gross Domestic Product</b>                 | <b>4,88</b> | <b>5,02</b> | <b>4,90</b> | <b>5,08</b>  | <b>5,07</b>   |

Catatan/Note: \* Angka sementara / *Preliminary Figures*\*\* Angka sangat sementara / *Very Preliminary Figures*Sumber/Source: BPS Kabupaten Kediri/ *BPS-Statistics of Kediri Regency*



# PERBANDINGAN ANTAR KABUPATEN/ KOTA

Regency/Municipal Comparison

BAB  
CHAPTER

13

## Jumlah Penduduk

Di Wilayah Eks Karesidenan Kediri, 2019

Population in ex Kediri Recidency, 2019

PENDUDUK  
TERBANYAK  
Largest Population

KABUPATEN KEDIRI

1.574.272

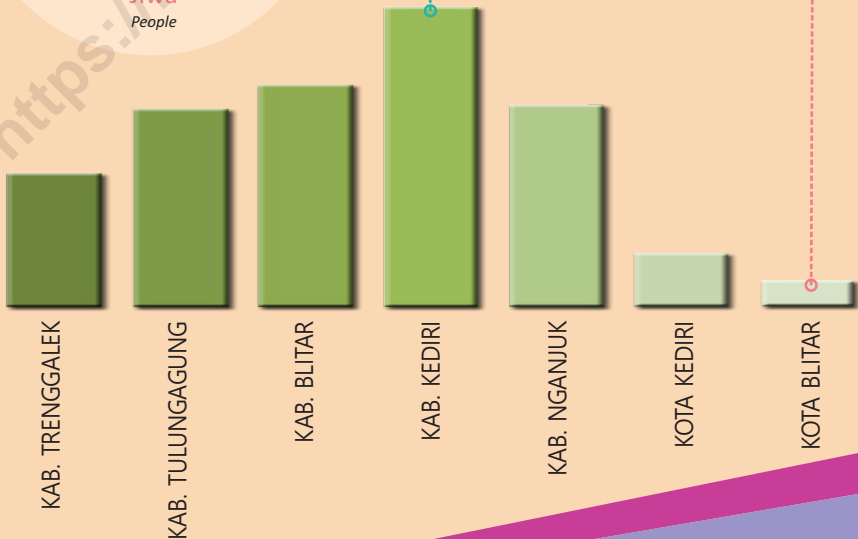
Jiwa  
People

PENDUDUK  
TERSEDIKIT  
Lowest Population

KOTA BLITAR

141.876

Jiwa  
People





**PENJELASAN TEKNIS**

1. Sumber data yang digunakan dalam bab ini berasal dari Badan Pusat Statistik,
2. Produk Domesrik Regional Bruto menggambarkan kemampuan suatu wilayah untuk menciptakan output (nilai tambah) pada suatu waktu tertentu,
3. Untuk mengukur kemiskinan, BPS menggunakan konsep kemampuan memenuhi kebutuhan dasar (*basic need approach*), Dengan pendekatan ini, kemiskinan dipandang sebagai ketidakmampuan dari sisi ekonomi untuk memenuhi kebutuhan dasar makanan dan bukan makanan yang diukur dari sisi pengeluaran, Metode yang digunakan adalah menghitung Garis Kemiskinan (GK), yang terdiri dari dua komponen yaitu Garis Kemiskinan Makanan (GKM) dan Garis Kemiskinan Non-Makanan (GKNM), Penghitungan Garis Kemiskinan dilakukan secara terpisah untuk daerah perkotaan dan pedesaan,
4. Penduduk miskin adalah penduduk yang memiliki rata-rata pengeluaran per kapita per bulan di bawah Garis Kemiskinan,

**TECHNICAL NOTES**

1. *Source of data used in this chapter comes from the BPS Statistics,*
2. *Gross Regional Domestic Product (GRDP) illustrates the ability a territory to create the output (value added) at certain time,*
3. *To measure poverty, BPS-Statistics Indonesia has used the concept of basic needs approach, Therefore, poverty is viewed as economic inability to fulfill food and non-food basic needs which are measured by consumption/expenditure, The method used is calculating poverty line, which consist of two components that are Food Poverty Line (FPL) and Non-Food Poverty Line (NFPL), The poverty line was calculated separately for urban and rural areas,*
4. *A person whose expenditure per capita per month is below the poverty line is considered to be poor,*

5. Garis Kemiskinan Makanan (GKM) merupakan nilai pengeluaran kebutuhan minimum makanan yang disetarakan dengan 2,100 kkalori per kapita per hari, Garis Kemiskinan Non-Makanan (GKNM) adalah kebutuhan minimum untuk perumahan, sandang, pendidikan, kesehatan, dan kebutuhan dasar lainnya,
5. *The Food Poverty Line refers to the daily minimum requirement of 2,100 kcal per capita per day, The Non-Food Poverty Line refers to the minimum requirement for household necessities for clothing, education, health, and other basic individual needs,*
6. Indeks Pembangunan Manusia (IPM) menjelaskan bagaimana penduduk dapat mengakses hasil pembangunan dalam memperoleh pendapatan, kesehatan, pendidikan dan sebagainya, IPM diperkenalkan oleh UNDP pada tahun 1990 dan dipublikasikan secara berkala dalam laporan tahunan *Human Development Report* (HDR), IPM dibentuk oleh 3 (tiga) dimensi dasar: Umur panjang dan hidup sehat; pengetahuan; dan standar hidup layak,
6. *The Human Development Index (IPM) explains how people can access development results in obtaining income, health, education and so forth, HDI was introduced by United Nations Development Programme (UNDP) in 1990 and published periodically in the annual report of the Human Development Report, IPM was formed by three basic dimensions: a long and healthy life; knowledge; and a decent standard of living,*



**ULASAN****DESCRIPTION**

1. Jumlah penduduk Kabupaten Kediri tahun 2019 berada di urutan ketujuh dengan besaran mencapai 1.574.272 jiwa dibawah Kabupaten Banyuwangi, Artinya sebesar 3,97 persen populasi penduduk di Jawa Timur berada di Kabupaten Kediri. Jika dilihat dari wilayah eks karesidenan kediri, Kabupaten Kediri di antara kabupaten di sekelilingnya merupakan wilayah administrasi yang paling luas kedua (setelah Kabupaten Blitar) dengan jumlah penduduk yang paling besar.
  2. Kondisi perekonomian Kabupaten Kediri dengan potensi ekonominya mampu tumbuh sebesar 5,07 persen di tahun 2019, turun 0,01 persen dari tahun sebelumnya, Pertumbuhan ekonomi di Kabupaten Kediri relatif hampir sama dibandingkan dengan capaian pertumbuhan ekonomi di kabupaten lainnya di Provinsi Jawa Timur, Hanya saja, pertumbuhan ekonomi Kabupaten Kediri lebih rendah 0,45 persen dibanding capaian pertumbuhan ekonomi Provinsi Jawa Timur yang nilainya mencapai 5,52 persen naik 0,02 persen dari tahun sebelumnya.
1. *The population of Kediri Regency in 2019 ranks seventh with a magnitude of 1,574,272 people under Banyuwangi Regency, This means that 3.97 percent of the population in East Java is in Kediri Regency. When viewed from the ex-residency area of Kediri, Kediri Regency among the regencies around it is the second largest administrative area (after Blitar Regency) with the largest population.*
  2. *The economic condition of Kediri Regency with its economic potential is able to grow by 5.07 percent in 2019, down 0.01 percent from the previous year, Economic growth in Kediri is relatively similar compared to the achievements of economic growth in other regencies in Jawa Timur Province, It's just that the economic growth of Kediri Regency is lower 0.45 percent compared to the achievement of economic growth in Jawa Timur Province whose value reached 5.52 percent up 0.02 percent from the previous year.*

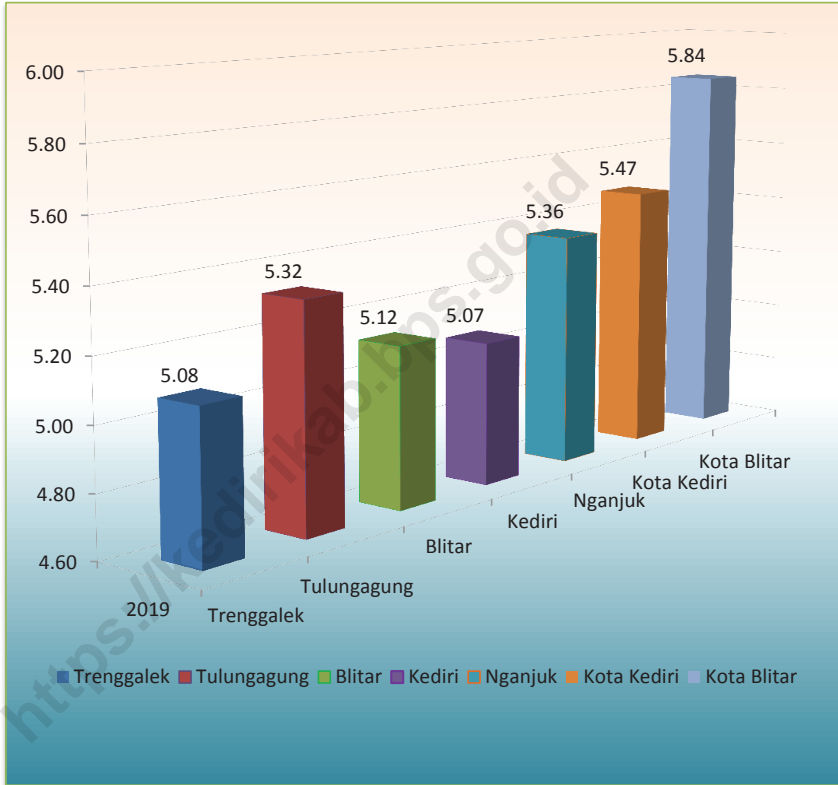
3. Kesejahteraan masyarakat di Kabupaten Kediri cenderung mengalami peningkatan, Hal ini terlihat dari menurunnya presentase penduduk miskin, Dibanding tahun 2018, penduduk miskin Kabupaten Kediri turun sebesar 0,89 persen, Dari 11,31 persen di tahun 2018 menjadi 10,42 persen pada tahun 2019.
  4. Beberapa grafik indikator kesejahteraan Kabupaten Kediri, terus mengalami upaya peningkatan dalam beberapa tahun terakhir, Angka IPM Kabupaten Kediri tahun 2019 masih berada di tengah-tengah dibandingkan kabupaten di sekitarnya, yaitu 71,85, Angka IPM tertinggi di wilayah Eks Karesidenan Kediri berada pada Kota Blitar (78,56).
  5. Tingkat Partisipasi Angkatan Kerja (TPAK) Kabupaten Kediri dibandingkan dengan Kabupaten/ Kota di Jawa Timur pada tahun 2019 menempati urutan ke-11 yaitu 71,61 dengan TPAK tertinggi adalah Kabupaten Pacitan yaitu 79,54 persen, Secara umum meskipun jumlah angkatan kerja perempuan masih di bawah TPAK laki-laki, tetapi terlihat ada progress atau kenaikan pada TPAK perempuan, artinya perempuan makin berkontribusi
3. *People's welfare in Kediri Regency tend to increase, This can be seen from the decreasing percentage of poor people, Compared to 2018, the percentage of poor people decreased by 0.89 percent, From 11.31 percent in 2018 to 10.42 percent in 2019.*
  4. *Some of the welfare indicator charts of Kediri regency, continue to experience improvement efforts in recent years, Kediri Regency HDI rate in 2018 is still in the middle compared to the surrounding district, which is 71.85, The highest number of HDI in the region of Kediri Ex Residency is in Blitar Municipality (78.56).*
  5. *The Labor Force Participation Rate (LFPR) of Kediri Regency compared to the regencies / municipalities in East Java in 2019 ranks 11th, which is 71.61 with the highest TPAK is Pacitan Regency which is 79.54 percent, In general, although the number of female workforce is still below the male LFPR, but there is progress or an increase in the female LFPR, meaning that women are increasingly contributing to economic growth in Kediri Regency.*

dalam pertumbuhan ekonomi di Kabupaten Kediri.

6. Sedangkan Tingkat Pengangguran Terbuka (TPT) Kabupaten Kediri tahun 2019 menempati urutan 18 dari Kabupaten/ Kota di Jawa Timur, yaitu 3,68 persen.
6. *While Open Unemployment Rate (OUR) in Kediri Regency of 2019 ranks 18th from Regency / Municipality in Jawa Timur, that is 3.68 percent.*

<https://kedirikab.bps.go.id>

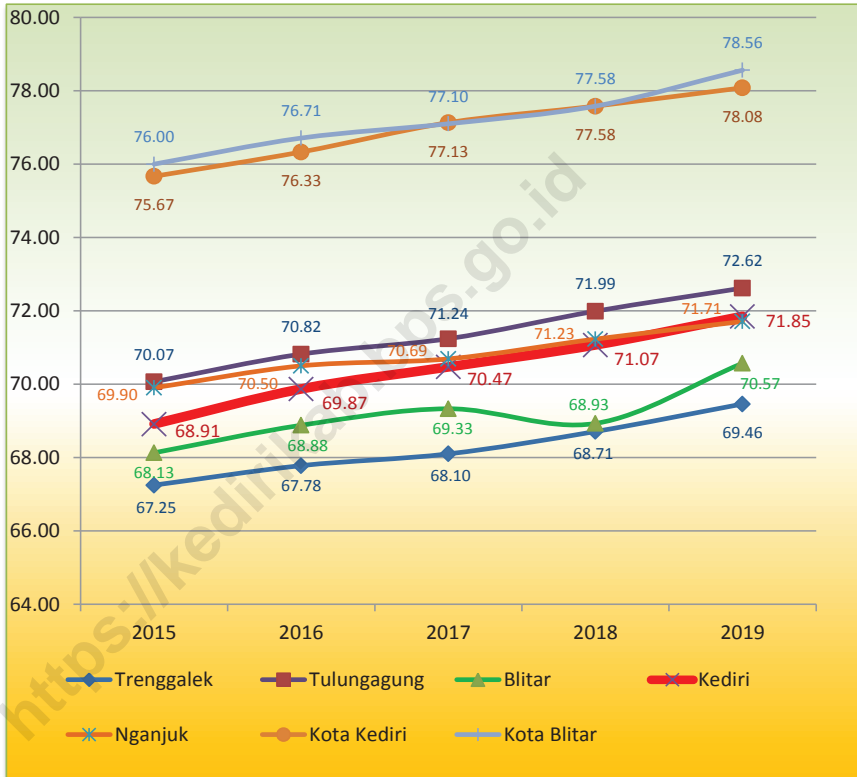
**Gambar** 13.1 **Pertumbuhan Ekonomi di Kabupaten/Kota ex**  
**Figures** **Karesidenan Kediri (%), 2019**  
**Economic Growth in Regency/Municipality ex Residency**  
**Kediri(%), 2019**



Sumber/Source: BPS Provinsi Jawa Timur/BPS-Statistics of East Java Province

**Gambar** 13.2  
**Figures**

**Perbandingan IPM di Wilayah Karesidenan Kediri, 2015-2019**  
**Human Development Index Comparison in Kediri Ex-Residency, 2015-2019**



Sumber/Source: BPS Provinsi Jawa Timur/BPS-Statistics of Jawa Timur Province

**Tabel**  
**Table** 13.1

**Jumlah Penduduk Menurut Kabupaten/Kota di Provinsi  
Jawa Timur (ribu), 2015–2019**  
**Population by Regency/Municipality in Jawa Timur Province  
(thousand), 2015–2019**

| Kabupaten/Kota<br>Regency/Municipality | 2015     | 2016     | 2017     | 2018     | 2019     |
|--|----------|----------|----------|----------|----------|
| (1)                                    | (2)      | (3)      | (4)      | (5)      | (6)      |
| [3501] Pacitan                         | 550,99   | 552,31   | 553,39   | 554,39   | 555,30   |
| [3502] Ponorogo                        | 867,39   | 868,81   | 869,89   | 870,71   | 871,37   |
| [3503] Trenggalek                      | 689,20   | 691,30   | 693,10   | 694,90   | 696,30   |
| [3504] Tulungagung                     | 1 021,19 | 1 026,10 | 1 030,79 | 1 035,29 | 1 039,28 |
| [3505] Blitar                          | 1 145,40 | 1 149,71 | 1 153,80 | 1 157,50 | 1 160,68 |
| [3506] Kediri                          | 1 546,88 | 1 554,39 | 1 561,39 | 1 568,11 | 1 574,27 |
| [3507] Malang                          | 2 544,32 | 2 560,68 | 2 576,60 | 2 591,80 | 2 606,20 |
| [3508] Lumajang                        | 1 030,19 | 1 033,70 | 1 036,82 | 1 039,79 | 1 042,40 |
| [3509] Jember                          | 2 407,12 | 2 419,00 | 2 430,19 | 2 440,71 | 2 450,67 |
| [3510] Banyuwangi                      | 1 594,08 | 1 599,81 | 1 604,90 | 1 609,68 | 1 613,99 |
| [3511] Bondowoso                       | 761,21   | 765,09   | 768,91   | 772,30   | 775,72   |
| [3512] Situbondo                       | 669,71   | 673,28   | 676,70   | 679,99   | 682,98   |
| [3513] Probolinggo                     | 1 140,48 | 1 148,01 | 1 155,21 | 1 162,09 | 1 168,50 |
| [3514] Pasuruan                        | 1 581,79 | 1 593,68 | 1 605,31 | 1 616,58 | 1 627,40 |
| [3515] Sidoarjo                        | 2 117,28 | 2 150,48 | 2 183,68 | 2 216,80 | 2 249,48 |
| [3516] Mojokerto                       | 1 080,39 | 1 090,08 | 1 099,50 | 1 108,72 | 1 117,69 |
| [3517] Jombang                         | 1 240,99 | 1 247,30 | 1 253,08 | 1 258,62 | 1 263,81 |
| [3518] Nganjuk                         | 1 041,72 | 1 045,38 | 1 048,80 | 1 051,90 | 1 054,61 |
| [3519] Madiun                          | 676,09   | 677,99   | 679,89   | 681,39   | 682,68   |
| [3520] Magetan                         | 627,41   | 627,98   | 628,61   | 628,92   | 628,98   |
| [3521] Ngawi                           | 828,78   | 829,48   | 829,90   | 830,09   | 830,11   |
| [3522] Bojonegoro                      | 1 236,61 | 1 240,38 | 1 243,91 | 1 246,93 | 1 249,69 |
| [3523] Tuban                           | 1 152,92 | 1 158,37 | 1 163,61 | 1 168,28 | 1 172,79 |
| [3524] Lamongan                        | 1 187,80 | 1 188,19 | 1 188,48 | 1 188,91 | 1 189,11 |
| [3525] Gresik                          | 1 256,31 | 1 270,70 | 1 285,02 | 1 299,02 | 1 312,88 |
| [3526] Bangkalan                       | 954,31   | 962,77   | 970,89   | 978,89   | 986,67   |
| [3527] Sampang                         | 936,80   | 947,61   | 958,08   | 968,52   | 978,88   |
| [3528] Pamekasan                       | 845,31   | 854,19   | 863,00   | 871,50   | 879,99   |
| [3529] Sumenep                         | 1 072,11 | 1 076,81 | 1 081,20 | 1 085,23 | 1 088,91 |

Lanjutan Tabel/*Continued Table* 13.1

| Kabupaten/Kota<br><i>Regency/Municipality</i> | 2015             | 2016             | 2017             | 2018             | 2019             |
|---|------------------|------------------|------------------|------------------|------------------|
| (1)   | (2)              | (3)              | (4)              | (5)              | (6)              |
| [3571] Kota Kediri                            | 280,00           | 281,98           | 284,00           | 285,58           | 287,41           |
| [3572] Kota Blitar                            | 137,91           | 139,12           | 140,00           | 140,97           | 141,88           |
| [3573] Kota Malang                            | 851,30           | 856,41           | 861,41           | 866,12           | 870,68           |
| [3574] Kota Probolinggo                       | 229,01           | 231,11           | 233,12           | 235,21           | 237,21           |
| [3575] Kota Pasuruan                          | 194,82           | 196,20           | 197,70           | 199,08           | 200,42           |
| [3576] Kota Mojokerto                         | 125,71           | 126,40           | 127,28           | 128,28           | 129,01           |
| [3577] Kota Madiun                            | 175,00           | 175,61           | 176,10           | 176,70           | 177,01           |
| [3578] Kota Surabaya                          | 2 848,58         | 2 862,41         | 2 874,70         | 2 885,56         | 2 896,20         |
| [3579] Kota Batu                              | 200,49           | 202,32           | 204,00           | 205,79           | 207,49           |
| <b>[3500] JAWA TIMUR</b>                      | <b>38 847,56</b> | <b>39 075,15</b> | <b>39 292,97</b> | <b>39 500,85</b> | <b>39 698,63</b> |

Sumber/*Source*: BPS Provinsi Jawa Timur/*BPS-Statistics of Jawa Timur Province*

**Tabel**  
**Table** 13.2

**Laju Pertumbuhan Produk Domestik Regional Bruto Atas Dasar Harga Konstan 2010 Menurut Kabupaten/Kota di Provinsi Jawa Timur (persen), 2015–2019**  
**Rate of Growth of Gross Regional Domestic Products at Constant 2010 Prices by Regency/Municipality in Jawa Timur Province (percent), 2015–2019**

| Kabupaten/Kota<br>Regency/Municipality | 2015  | 2016  | 2017  | 2018 | 2019 |
|--|-------|-------|-------|------|------|
| (1)                                    | (2)   | (3)   | (4)   | (5)  | (6)  |
| [3501] Pacitan                         | 5,10  | 5,21  | 4,98  | 5,51 | 5,08 |
| [3502] Ponorogo                        | 5,25  | 5,29  | 5,10  | 5,31 | 5,01 |
| [3503] Trenggalek                      | 5,03  | 5,00  | 5,02  | 5,03 | 5,08 |
| [3504] Tulungagung                     | 4,99  | 5,02  | 5,08  | 5,21 | 5,32 |
| [3505] Blitar                          | 5,06  | 5,08  | 5,07  | 5,10 | 5,12 |
| [3506] Kediri                          | 4,88  | 5,02  | 4,90  | 5,08 | 5,07 |
| [3507] Malang                          | 5,27  | 5,30  | 5,43  | 5,56 | 5,50 |
| [3508] Lumajang                        | 4,62  | 4,70  | 5,05  | 5,02 | 4,77 |
| [3509] Jember                          | 5,36  | 5,23  | 5,11  | 5,23 | 5,31 |
| [3510] Banyuwangi                      | 6,01  | 5,38  | 5,45  | 5,84 | 5,55 |
| [3511] Bondowoso                       | 4,95  | 4,97  | 5,03  | 5,10 | 5,29 |
| [3512] Situbondo                       | 4,86  | 5,00  | 5,07  | 5,47 | 5,45 |
| [3513] Probolinggo                     | 4,76  | 4,77  | 4,46  | 4,47 | 4,56 |
| [3514] Pasuruan                        | 5,38  | 5,44  | 5,72  | 5,79 | 5,83 |
| [3515] Sidoarjo                        | 5,24  | 5,51  | 5,80  | 6,02 | 5,99 |
| [3516] Mojokerto                       | 5,65  | 5,49  | 5,73  | 5,88 | 5,81 |
| [3517] Jombang                         | 5,36  | 5,40  | 5,36  | 5,44 | 5,06 |
| [3518] Nganjuk                         | 5,18  | 5,29  | 5,26  | 5,39 | 5,36 |
| [3519] Madiun                          | 5,26  | 5,27  | 5,42  | 5,10 | 5,42 |
| [3520] Magetan                         | 5,17  | 5,31  | 5,09  | 5,22 | 5,04 |
| [3521] Ngawi                           | 5,08  | 5,21  | 5,07  | 5,21 | 5,05 |
| [3522] Bojonegoro                      | 17,42 | 21,95 | 10,25 | 4,40 | 6,34 |
| [3523] Tuban                           | 4,89  | 4,90  | 4,98  | 5,17 | 5,14 |
| [3524] Lamongan                        | 5,77  | 5,86  | 5,50  | 5,45 | 5,44 |
| [3525] Gresik                          | 6,61  | 5,49  | 5,83  | 5,97 | 5,41 |
| [3526] Bangkalan                       | -2,66 | 0,66  | 3,53  | 4,22 | 1,03 |
| [3527] Sampang                         | 2,08  | 6,17  | 4,69  | 4,56 | 1,42 |
| [3528] Pamekasan                       | 5,32  | 5,35  | 5,04  | 5,46 | 4,92 |
| [3529] Sumenep                         | 1,27  | 2,58  | 2,86  | 3,63 | 0,14 |



Lanjutan Tabel/*Continued Table* 13.2

| Kabupaten/Kota<br><i>Regency/Municipality</i> | 2015        | 2016        | 2017        | 2018        | 2019        |
|---|-------------|-------------|-------------|-------------|-------------|
| (1)   | (2)         | (3)         | (4)         | (5)         | (6)         |
| [3571] Kota Kediri                            | 5,36        | 5,54        | 5,14        | 5,43        | 5,47        |
| [3572] Kota Blitar                            | 5,68        | 5,76        | 5,78        | 5,83        | 5,84        |
| [3573] Kota Malang                            | 5,61        | 5,61        | 5,69        | 5,72        | 5,73        |
| [3574] Kota Probolinggo                       | 5,86        | 5,88        | 5,88        | 5,94        | 5,94        |
| [3575] Kota Pasuruan                          | 5,53        | 5,46        | 5,47        | 5,54        | 5,56        |
| [3576] Kota Mojokerto                         | 5,74        | 5,77        | 5,65        | 5,80        | 5,75        |
| [3577] Kota Madiun                            | 6,15        | 5,90        | 5,93        | 5,96        | 5,69        |
| [3578] Kota Surabaya                          | 5,97        | 6,00        | 6,13        | 6,20        | 6,10        |
| [3579] Kota Batu                              | 6,69        | 6,61        | 6,56        | 6,50        | 6,52        |
| <b>[3500] JAWA TIMUR</b>                      | <b>5,44</b> | <b>5,57</b> | <b>5,46</b> | <b>5,50</b> | <b>5,52</b> |

Sumber/*Source*: BPS Provinsi Jawa Timur/*BPS-Statistics of Jawa Timur Province*

**Tabel**  
**Table** 13.3

**Jumlah Penduduk Miskin Menurut Kabupaten/Kota di  
Provinsi Jawa Timur (ribu), 2015–2019**  
**Number of Poor Population by Regency/Municipality in  
Jawa Timur Province (thousand), 2015–2019**

| Kabupaten/Kota<br>Regency/Municipality | 2015   | 2016   | 2017   | 2018   | 2019   |
|--|--------|--------|--------|--------|--------|
| (1)                                    | (2)    | (3)    | (4)    | (5)    | (6)    |
| [3501] Pacitan                         | 92,08  | 85,53  | 85,26  | 78,64  | 75,86  |
| [3502] Ponorogo                        | 103,22 | 102,06 | 99,03  | 90,22  | 83,97  |
| [3503] Trenggalek                      | 92,17  | 91,49  | 89,77  | 83,50  | 76,44  |
| [3504] Tulungagung                     | 87,37  | 84,35  | 82,80  | 75,23  | 70,01  |
| [3505] Blitar                          | 114,12 | 113,51 | 112,93 | 112,40 | 103,75 |
| [3506] Kediri                          | 199,38 | 197,43 | 191,08 | 177,20 | 163,95 |
| [3507] Malang                          | 292,87 | 293,74 | 283,96 | 268,49 | 246,60 |
| [3508] Lumajang                        | 118,51 | 115,91 | 112,65 | 103,69 | 98,88  |
| [3509] Jember                          | 269,54 | 265,10 | 266,90 | 243,42 | 226,57 |
| [3510] Banyuwangi                      | 146,00 | 140,45 | 138,54 | 125,50 | 121,37 |
| [3511] Bondowoso                       | 113,72 | 114,63 | 111,66 | 110,98 | 103,33 |
| [3512] Situbondo                       | 91,17  | 89,68  | 88,23  | 80,27  | 76,44  |
| [3513] Probolinggo                     | 236,96 | 240,47 | 236,72 | 217,06 | 207,22 |
| [3514] Pasuruan                        | 169,19 | 168,06 | 165,64 | 152,48 | 141,09 |
| [3515] Sidoarjo                        | 136,13 | 136,79 | 135,42 | 125,75 | 119,29 |
| [3516] Mojokerto                       | 113,86 | 115,38 | 111,79 | 111,55 | 108,81 |
| [3517] Jombang                         | 133,75 | 133,32 | 131,16 | 120,19 | 116,44 |
| [3518] Nganjuk                         | 132,04 | 127,90 | 125,52 | 127,28 | 118,51 |
| [3519] Madiun                          | 84,74  | 85,97  | 83,43  | 77,75  | 71,91  |
| [3520] Magetan                         | 71,16  | 69,24  | 65,87  | 64,86  | 60,43  |
| [3521] Ngawi                           | 129,32 | 126,65 | 123,76 | 123,09 | 119,43 |
| [3522] Bojonegoro                      | 193,99 | 180,99 | 178,25 | 163,94 | 154,64 |
| [3523] Tuban                           | 196,59 | 198,35 | 196,10 | 178,64 | 170,80 |
| [3524] Lamongan                        | 182,64 | 176,92 | 171,38 | 164,00 | 157,11 |
| [3525] Gresik                          | 170,76 | 167,12 | 164,08 | 154,02 | 148,61 |
| [3526] Bangkalan                       | 216,23 | 205,71 | 206,53 | 191,33 | 186,11 |
| [3527] Sampang                         | 240,35 | 227,80 | 225,13 | 204,82 | 202,21 |
| [3528] Pamekasan                       | 146,92 | 142,32 | 137,77 | 125,76 | 122,43 |
| [3529] Sumenep                         | 216,84 | 216,14 | 211,92 | 218,60 | 211,98 |

Lanjutan Tabel/*Continued Table* 13.3

| Kabupaten/Kota<br><i>Regency/Municipality</i> | 2015            | 2016            | 2017            | 2018            | 2019            |
|---|-----------------|-----------------|-----------------|-----------------|-----------------|
| (1)   | (2)             | (3)             | (4)             | (5)             | (6)             |
| [3571] Kota Kediri                            | 23,77           | 23,64           | 24,07           | 21,90           | 20,54           |
| [3572] Kota Blitar                            | 10,04           | 9,97            | 11,22           | 10,47           | 10,10           |
| [3573] Kota Malang                            | 39,10           | 37,03           | 35,89           | 35,49           | 35,39           |
| [3574] Kota Probolinggo                       | 18,66           | 18,37           | 18,23           | 16,90           | 16,37           |
| [3575] Kota Pasuruan                          | 14,52           | 14,93           | 14,85           | 13,45           | 12,92           |
| [3576] Kota Mojokerto                         | 7,72            | 7,24            | 7,28            | 7,04            | 6,63            |
| [3577] Kota Madiun                            | 8,55            | 9,05            | 8,70            | 7,92            | 7,69            |
| [3578] Kota Surabaya                          | 165,72          | 161,01          | 154,71          | 140,81          | 130,55          |
| [3579] Kota Batu                              | 9,43            | 9,05            | 8,77            | 7,98            | 7,89            |
| <b>[3500] JAWA TIMUR</b>                      | <b>4 789,13</b> | <b>4 703,30</b> | <b>4 617,00</b> | <b>4 332,62</b> | <b>4 112,27</b> |

Sumber/*Source*: BPS Provinsi Jawa Timur/*BPS-Statistics of Jawa Timur Province*

**Tabel**  
**Table** 13.4

**Indeks Pembangunan Manusia Menurut Kabupaten/Kota  
di Provinsi Jawa Timur, 2015–2019**  
*Human Development Index by Regency/Municipality in  
Jawa Timur Province, 2015–2019*

| Kabupaten/Kota<br>Regency/Municipality | 2015  | 2016  | 2017  | 2018  | 2019  |
|--|-------|-------|-------|-------|-------|
| (1)                                    | (2)   | (3)   | (4)   | (5)   | (6)   |
| [3501] Pacitan                         | 64,92 | 65,74 | 66,51 | 67,33 | 68,16 |
| [3502] Ponorogo                        | 68,16 | 68,93 | 69,26 | 69,91 | 70,56 |
| [3503] Trenggalek                      | 67,25 | 67,78 | 68,10 | 68,71 | 69,46 |
| [3504] Tulungagung                     | 70,07 | 70,82 | 71,24 | 71,99 | 72,62 |
| [3505] Blitar                          | 68,13 | 68,88 | 69,33 | 69,93 | 70,57 |
| [3506] Kediri                          | 68,91 | 69,87 | 70,47 | 71,07 | 71,85 |
| [3507] Malang                          | 66,63 | 67,51 | 68,47 | 69,40 | 70,35 |
| [3508] Lumajang                        | 63,02 | 63,74 | 64,23 | 64,83 | 65,33 |
| [3509] Jember                          | 63,04 | 64,01 | 64,96 | 65,96 | 66,69 |
| [3510] Banyuwangi                      | 68,08 | 69,00 | 69,64 | 70,06 | 70,60 |
| [3511] Bondowoso                       | 63,95 | 64,52 | 64,75 | 65,27 | 66,09 |
| [3512] Situbondo                       | 64,53 | 65,08 | 65,68 | 66,42 | 67,09 |
| [3513] Probolinggo                     | 63,83 | 64,12 | 64,28 | 64,85 | 65,60 |
| [3514] Pasuruan                        | 65,04 | 65,71 | 66,69 | 67,41 | 68,29 |
| [3515] Sidoarjo                        | 77,43 | 78,17 | 78,70 | 79,50 | 80,05 |
| [3516] Mojokerto                       | 70,85 | 71,38 | 72,36 | 72,64 | 73,53 |
| [3517] Jombang                         | 69,59 | 70,03 | 70,88 | 71,86 | 72,85 |
| [3518] Nganjuk                         | 69,90 | 70,50 | 70,69 | 71,23 | 71,71 |
| [3519] Madiun                          | 69,39 | 69,67 | 70,27 | 71,01 | 71,69 |
| [3520] Magetan                         | 71,39 | 71,94 | 72,60 | 72,91 | 73,49 |
| [3521] Ngawi                           | 68,32 | 68,96 | 69,27 | 69,91 | 70,41 |
| [3522] Bojonegoro                      | 66,17 | 66,73 | 67,28 | 67,85 | 68,75 |
| [3523] Tuban                           | 65,52 | 66,19 | 66,77 | 67,43 | 68,37 |
| [3524] Lamongan                        | 69,84 | 70,34 | 71,11 | 71,97 | 72,57 |
| [3525] Gresik                          | 73,57 | 74,46 | 74,84 | 75,28 | 76,10 |
| [3526] Bangkalan                       | 61,49 | 62,06 | 62,30 | 62,87 | 63,79 |
| [3527] Sampang                         | 58,18 | 59,09 | 59,90 | 61,00 | 61,94 |
| [3528] Pamekasan                       | 63,10 | 63,98 | 64,93 | 65,41 | 65,94 |
| [3529] Sumenep                         | 62,38 | 63,42 | 64,28 | 65,25 | 66,22 |

Lanjutan Tabel/*Continued Table* 13.4

| Kabupaten/Kota<br><i>Regency/Municipality</i> | 2015         | 2016         | 2017         | 2018         | 2019         |
|---|--------------|--------------|--------------|--------------|--------------|
| (1)   | (2)          | (3)          | (4)          | (5)          | (6)          |
| [3571] Kota Kediri                            | 75,67        | 76,33        | 77,13        | 77,58        | 78,08        |
| [3572] Kota Blitar                            | 76,00        | 76,71        | 77,10        | 77,58        | 78,56        |
| [3573] Kota Malang                            | 80,05        | 80,46        | 80,65        | 80,89        | 81,32        |
| [3574] Kota Probolinggo                       | 71,01        | 71,50        | 72,09        | 72,53        | 73,27        |
| [3575] Kota Pasuruan                          | 73,78        | 74,11        | 74,39        | 74,78        | 75,25        |
| [3576] Kota Mojokerto                         | 75,54        | 76,38        | 76,77        | 77,14        | 77,96        |
| [3577] Kota Madiun                            | 79,48        | 80,01        | 80,13        | 80,33        | 80,88        |
| [3578] Kota Surabaya                          | 79,47        | 80,38        | 81,07        | 81,74        | 82,22        |
| [3579] Kota Batu                              | 72,62        | 73,57        | 74,26        | 75,04        | 75,88        |
| <b>[3500] JAWA TIMUR</b>                      | <b>68,95</b> | <b>69,74</b> | <b>70,27</b> | <b>70,77</b> | <b>71,50</b> |

Sumber/*Source*: BPS Provinsi Jawa Timur/*BPS-Statistics of Jawa Timur Province*

**Tabel** 13.5  
**Table**

**Tingkat Partisipasi Angkatan Kerja (TPAK) Menurut Kabupaten/Kota dan Jenis Kelamin di Provinsi Jawa Timur, 2019**  
*Labor Force Participation Rate (LFPR) by Regency/ Municipality and Gender in Jawa Timur Province, 2019*

| Kabupaten/Kota<br>Regency/Municipality | Laki-Laki<br>Male | Perempuan<br>Female | Jumlah<br>Total |
|--|-------------------|---------------------|-----------------|
| (1)                                    | (2)               | (3)                 | (4)             |
| [3501] Pacitan                         | 88,65             | 71,08               | 79,55           |
| [3502] Ponorogo                        | 83,19             | 59,18               | 71,09           |
| [3503] Trenggalek                      | 85,60             | 61,18               | 73,24           |
| [3504] Tulungagung                     | 83,70             | 58,06               | 70,40           |
| [3505] Blitar                          | 88,92             | 56,86               | 72,85           |
| [3506] Kediri                          | 85,79             | 57,47               | 71,61           |
| [3507] Malang                          | 84,81             | 55,04               | 69,96           |
| [3508] Lumajang                        | 85,02             | 48,14               | 65,92           |
| [3509] Jember                          | 85,00             | 49,92               | 67,01           |
| [3510] Banyuwangi                      | 86,43             | 58,03               | 72,06           |
| [3511] Bondowoso                       | 90,64             | 62,07               | 75,81           |
| [3512] Situbondo                       | 86,82             | 58,57               | 72,20           |
| [3513] Probolinggo                     | 87,20             | 51,31               | 68,62           |
| [3514] Pasuruan                        | 86,50             | 51,45               | 68,64           |
| [3515] Sidoarjo                        | 82,78             | 50,90               | 66,82           |
| [3516] Mojokerto                       | 87,03             | 51,92               | 69,35           |
| [3517] Jombang                         | 86,24             | 55,93               | 70,87           |
| [3518] Nganjuk                         | 82,19             | 51,56               | 66,67           |
| [3519] Madiun                          | 83,59             | 57,70               | 70,35           |
| [3520] Magetan                         | 83,82             | 61,40               | 72,19           |
| [3521] Ngawi                           | 85,94             | 59,72               | 72,41           |
| [3522] Bojonegoro                      | 87,68             | 55,27               | 71,15           |
| [3523] Tuban                           | 85,16             | 52,81               | 68,62           |
| [3524] Lamongan                        | 82,68             | 56,22               | 68,89           |
| [3525] Gresik                          | 83,27             | 48,70               | 65,65           |
| [3526] Bangkalan                       | 76,90             | 51,10               | 63,11           |
| [3527] Sampang                         | 80,59             | 53,42               | 66,42           |
| [3528] Pamekasan                       | 80,11             | 57,12               | 68,13           |
| [3529] Sumenep                         | 85,09             | 66,21               | 75,04           |

Lanjutan Tabel/*Continued Table* 13.5

| Kabupaten/Kota<br><i>Regency/Municipality</i> | Laki-Laki<br><i>Male</i> | Perempuan<br><i>Female</i> | Jumlah<br><i>Total</i> |
|---|--------------------------|----------------------------|------------------------|
| (1)   | (2)                      | (3)                        | (4)                    |
| [3571] Kota Kediri                            | 76,30                    | 53,10                      | 64,60                  |
| [3572] Kota Blitar                            | 80,69                    | 63,80                      | 72,06                  |
| [3573] Kota Malang                            | 79,39                    | 52,98                      | 65,89                  |
| [3574] Kota Probolinggo                       | 78,23                    | 50,15                      | 63,85                  |
| [3575] Kota Pasuruan                          | 82,26                    | 54,14                      | 67,91                  |
| [3576] Kota Mojokerto                         | 78,35                    | 52,15                      | 64,88                  |
| [3577] Kota Madiun                            | 76,87                    | 57,51                      | 66,73                  |
| [3578] Kota Surabaya                          | 81,33                    | 56,39                      | 68,61                  |
| [3579] Kota Batu                              | 84,18                    | 57,69                      | 71,01                  |
| <b>[3500] JAWA TIMUR</b>                      | <b>84,31</b>             | <b>55,22</b>               | <b>69,45</b>           |

Sumber/*Source*: BPS Provinsi Jawa Timur/*BPS-Statistics of Jawa Timur Province*

**Tabel**  
**Table** 13.6

**Tingkat Pengangguran Terbuka (TPT) Menurut Kabupaten/Kota dan Jenis Kelamin di Provinsi Jawa Timur, 2019**  
**Open Unemployment Rate (OUR) by Regency/Municipality and Gender in Jawa Timur Province, 2019**

| Kabupaten/Kota<br>Regency/Municipality | Laki-Laki<br>Male | Perempuan<br>Female | Jumlah<br>Total |
|--|-------------------|---------------------|-----------------|
| (1)                                    | (2)               | (3)                 | (4)             |
| [3501] Pacitan                         | 0,81              | 1,12                | 0,95            |
| [3502] Ponorogo                        | 4,00              | 3,00                | 3,58            |
| [3503] Trenggalek                      | 3,97              | 2,71                | 3,43            |
| [3504] Tulungagung                     | 3,29              | 3,45                | 3,36            |
| [3505] Blitar                          | 3,34              | 2,75                | 3,11            |
| [3506] Kediri                          | 3,51              | 3,94                | 3,68            |
| [3507] Malang                          | 4,00              | 3,53                | 3,82            |
| [3508] Lumajang                        | 2,88              | 2,70                | 2,81            |
| [3509] Jember                          | 3,83              | 3,76                | 3,80            |
| [3510] Banyuwangi                      | 4,26              | 3,82                | 4,08            |
| [3511] Bondowoso                       | 2,69              | 3,32                | 2,96            |
| [3512] Situbondo                       | 3,71              | 1,59                | 2,82            |
| [3513] Probolinggo                     | 3,87              | 3,90                | 3,88            |
| [3514] Pasuruan                        | 5,64              | 5,06                | 5,42            |
| [3515] Sidoarjo                        | 5,22              | 3,91                | 4,72            |
| [3516] Mojokerto                       | 3,13              | 4,59                | 3,68            |
| [3517] Jombang                         | 5,22              | 3,16                | 4,39            |
| [3518] Nganjuk                         | 3,17              | 3,29                | 3,22            |
| [3519] Madiun                          | 3,64              | 3,58                | 3,62            |
| [3520] Magetan                         | 3,13              | 3,01                | 3,08            |
| [3521] Ngawi                           | 3,47              | 4,01                | 3,70            |
| [3522] Bojonegoro                      | 4,46              | 2,54                | 3,70            |
| [3523] Tuban                           | 2,58              | 3,04                | 2,76            |
| [3524] Lamongan                        | 3,51              | 4,67                | 4,00            |
| [3525] Gresik                          | 5,31              | 5,92                | 5,54            |
| [3526] Bangkalan                       | 6,53              | 4,93                | 5,84            |
| [3527] Sampang                         | 4,17              | 0,94                | 2,81            |
| [3528] Pamekasan                       | 2,99              | 1,46                | 2,32            |
| [3529] Sumenep                         | 2,28              | 2,04                | 2,17            |



Lanjutan Tabel/*Continued Table* 13.6

| Kabupaten/Kota<br><i>Regency/Municipality</i> | Laki-Laki<br><i>Male</i> | Perempuan<br><i>Female</i> | Jumlah<br><i>Total</i> |
|---|--------------------------|----------------------------|------------------------|
| (1)   | (2)                      | (3)                        | (4)                    |
| [3571] Kota Kediri                            | 5,12                     | 2,95                       | 4,22                   |
| [3572] Kota Blitar                            | 5,35                     | 3,77                       | 4,64                   |
| [3573] Kota Malang                            | 6,44                     | 5,45                       | 6,04                   |
| [3574] Kota Probolinggo                       | 5,83                     | 2,30                       | 4,41                   |
| [3575] Kota Pasuruan                          | 6,03                     | 3,63                       | 5,06                   |
| [3576] Kota Mojokerto                         | 3,18                     | 1,88                       | 2,65                   |
| [3577] Kota Madiun                            | 5,03                     | 2,77                       | 4,01                   |
| [3578] Kota Surabaya                          | 5,81                     | 5,95                       | 5,87                   |
| [3579] Kota Batu                              | 2,40                     | 2,59                       | 2,48                   |
| <b>[3500] JAWA TIMUR</b>                      | <b>4,12</b>              | <b>3,64</b>                | <b>3,92</b>            |

Sumber/*Source*: BPS Provinsi Jawa Timur/*BPS-Statistics of Jawa Timur Province*

**Tabel** 13.7  
**Table**

**Angka Melek Huruf Penduduk Usia 15 Tahun Ke Atas di Jawa Timur Dirinci Menurut Kabupaten/Kota dan Kelompok Umur, 2019 (Persen)**  
**Literacy Rate of Population Aged 15 and Over in Jawa Timur Specified By Regency/Municipality and Age Group, 2019 (Percent)**

| Kabupaten/Kota<br>Regency/Municipality | Kelompok Umur/ Age Group |        |        |       |       |       |       |
|--|--------------------------|--------|--------|-------|-------|-------|-------|
|  | 15-19                    | 20-29  | 30-39  | 40-49 | 50-59 | 60-69 | 70 +  |
| (1)                                    | (2)                      | (3)    | (4)    | (5)   | (6)   | (7)   | (8)   |
| [3501] Pacitan                         | 100,00                   | 100,00 | 99,78  | 98,33 | 96,19 | 89,97 | 67,88 |
| [3502] Ponorogo                        | 100,00                   | 99,79  | 98,69  | 98,57 | 91,29 | 80,06 | 48,45 |
| [3503] Trenggalek                      | 100,00                   | 99,76  | 99,82  | 99,54 | 96,50 | 87,49 | 64,30 |
| [3504] Tulungagung                     | 100,00                   | 99,82  | 99,73  | 99,86 | 99,06 | 94,55 | 78,35 |
| [3505] Blitar                          | 100,00                   | 100,00 | 99,80  | 98,52 | 96,26 | 86,58 | 69,01 |
| [3506] Kediri                          | 100,00                   | 99,85  | 98,72  | 99,60 | 95,93 | 88,68 | 66,43 |
| [3507] Malang                          | 100,00                   | 99,72  | 99,32  | 99,04 | 93,36 | 83,99 | 67,62 |
| [3508] Lumajang                        | 99,06                    | 100,00 | 98,84  | 96,93 | 81,60 | 58,56 | 39,00 |
| [3509] Jember                          | 99,84                    | 99,20  | 97,20  | 93,47 | 78,70 | 65,05 | 48,49 |
| [3510] Banyuwangi                      | 100,00                   | 99,61  | 99,35  | 98,28 | 90,23 | 74,41 | 58,65 |
| [3511] Bondowoso                       | 100,00                   | 99,56  | 96,83  | 91,59 | 67,98 | 44,22 | 32,14 |
| [3512] Situbondo                       | 100,00                   | 99,43  | 95,54  | 90,51 | 73,72 | 49,01 | 37,88 |
| [3513] Probolinggo                     | 99,56                    | 100,00 | 97,78  | 92,72 | 77,57 | 58,55 | 38,91 |
| [3514] Pasuruan                        | 100,00                   | 99,95  | 97,81  | 96,60 | 83,87 | 75,43 | 69,15 |
| [3515] Sidoarjo                        | 100,00                   | 100,00 | 100,00 | 99,79 | 98,14 | 93,86 | 84,71 |
| [3516] Mojokerto                       | 100,00                   | 100,00 | 100,00 | 99,83 | 95,52 | 84,51 | 66,45 |
| [3517] Jombang                         | 100,00                   | 100,00 | 99,38  | 99,52 | 92,97 | 87,18 | 71,37 |
| [3518] Nganjuk                         | 100,00                   | 100,00 | 98,20  | 95,65 | 90,26 | 80,77 | 62,10 |
| [3519] Madiun                          | 100,00                   | 100,00 | 100,00 | 98,70 | 91,18 | 75,98 | 49,78 |
| [3520] Magetan                         | 100,00                   | 99,57  | 99,49  | 99,70 | 95,21 | 88,28 | 66,51 |
| [3521] Ngawi                           | 99,41                    | 99,53  | 99,17  | 96,29 | 90,02 | 70,05 | 51,81 |
| [3522] Bojonegoro                      | 100,00                   | 99,68  | 99,85  | 97,16 | 85,71 | 74,22 | 54,36 |
| [3523] Tuban                           | 100,00                   | 99,38  | 99,19  | 97,31 | 83,35 | 65,96 | 45,89 |
| [3524] Lamongan                        | 100,00                   | 99,50  | 99,61  | 99,61 | 93,89 | 78,70 | 55,95 |
| [3525] Gresik                          | 100,00                   | 100,00 | 99,82  | 99,65 | 97,93 | 85,66 | 53,84 |
| [3526] Bangkalan                       | 100,00                   | 99,59  | 98,56  | 88,28 | 81,96 | 62,33 | 51,46 |
| [3527] Sampang                         | 99,71                    | 99,74  | 89,52  | 74,81 | 54,50 | 37,65 | 20,33 |
| [3528] Pamekasan                       | 100,00                   | 99,56  | 96,22  | 90,42 | 75,64 | 59,02 | 43,08 |
| [3529] Sumenep                         | 100,00                   | 100,00 | 98,05  | 91,73 | 75,13 | 55,46 | 26,95 |

Lanjutan Tabel/Continued Table 13.7

| Kabupaten/Kota<br>Regency/Municipality | Kelompok Umur/ Age Group |              |              |              |              |              |              |
|--|--------------------------|--------------|--------------|--------------|--------------|--------------|--------------|
|  | 15-19                    | 20-29        | 30-39        | 40-49        | 50-59        | 60-69        | 70 +         |
| (1)                                    | (2)                      | (3)          | (4)          | (5)          | (6)          | (7)          | (8)          |
| [3571] Kota Kediri                     | 100,00                   | 99,60        | 100,00       | 98,83        | 96,54        | 91,64        | 84,27        |
| [3572] Kota Blitar                     | 100,00                   | 100,00       | 100,00       | 99,62        | 97,54        | 93,68        | 86,75        |
| [3573] Kota Malang                     | 99,53                    | 99,67        | 99,69        | 99,45        | 98,90        | 92,30        | 84,75        |
| [3574] Kota Probolinggo                | 99,18                    | 99,42        | 99,27        | 99,11        | 93,87        | 88,30        | 70,24        |
| [3575] Kota Pasuruan                   | 100,00                   | 99,52        | 99,06        | 98,54        | 93,79        | 91,08        | 76,99        |
| [3576] Kota Mojokerto                  | 99,34                    | 100,00       | 99,60        | 99,38        | 96,03        | 96,32        | 82,77        |
| [3577] Kota Madiun                     | 100,00                   | 100,00       | 100,00       | 100,00       | 96,72        | 95,35        | 86,98        |
| [3578] Kota Surabaya                   | 100,00                   | 100,00       | 99,80        | 98,70        | 97,35        | 96,61        | 92,86        |
| [3579] Kota Batu                       | 100,00                   | 100,00       | 99,12        | 100,00       | 96,98        | 93,06        | 83,99        |
| <b>[3500] JAWA TIMUR</b>               | <b>99,91</b>             | <b>99,78</b> | <b>98,77</b> | <b>96,79</b> | <b>88,88</b> | <b>76,71</b> | <b>59,69</b> |

Sumber/Source: BPS Provinsi Jawa Timur/BPS-Statistics of Jawa Timur Province

**Tabel**  
**Table** 13.8

**Indeks Pembangunan Manusia (IPM) Provinsi Jawa Timur  
Menurut Kabupaten/Kota, 2019**  
*Human Development Index (HDI) in Jawa Timur Province by  
Regency/Municipality, 2019*

| Kabupaten/Kota<br>Regency/Municipality | AHH   | HLS   | RLS   | Pengeluaran*<br>Expenditure* | IPM   |
|--|-------|-------|-------|------------------------------|-------|
| (1)                                    | (2)   | (3)   | (4)   | (5)                          | (6)   |
| [3501] Pacitan                         | 71,77 | 12,62 | 7,28  | 9 033                        | 68,16 |
| [3502] Ponorogo                        | 72,65 | 13,72 | 7,21  | 9 883                        | 70,56 |
| [3503] Trenggalek                      | 73,59 | 12,25 | 7,28  | 9 865                        | 69,46 |
| [3504] Tulungagung                     | 73,95 | 13,15 | 8,07  | 10 891                       | 72,62 |
| [3505] Blitar                          | 73,39 | 12,45 | 7,29  | 10 861                       | 70,57 |
| [3506] Kediri                          | 72,54 | 12,88 | 8,01  | 11 146                       | 71,85 |
| [3507] Malang                          | 72,45 | 13,17 | 7,27  | 10 270                       | 70,35 |
| [3508] Lumajang                        | 69,94 | 11,80 | 6,22  | 9 274                        | 65,33 |
| [3509] Jember                          | 68,99 | 13,22 | 6,18  | 9 525                        | 66,69 |
| [3510] Banyuwangi                      | 70,54 | 12,78 | 7,13  | 12 264                       | 70,60 |
| [3511] Bondowoso                       | 66,55 | 13,27 | 5,71  | 10 665                       | 66,09 |
| [3512] Situbondo                       | 68,97 | 13,14 | 6,12  | 10 097                       | 67,09 |
| [3513] Probolinggo                     | 67,00 | 12,34 | 5,77  | 10 972                       | 65,60 |
| [3514] Pasuruan                        | 70,17 | 12,31 | 7,11  | 10 381                       | 68,29 |
| [3515] Sidoarjo                        | 73,98 | 14,91 | 10,25 | 14 609                       | 80,05 |
| [3516] Mojokerto                       | 72,43 | 12,61 | 8,49  | 12 860                       | 73,53 |
| [3517] Jombang                         | 72,27 | 13,00 | 8,53  | 11 533                       | 72,85 |
| [3518] Nganjuk                         | 71,44 | 12,85 | 7,63  | 12 200                       | 71,71 |
| [3519] Madiun                          | 71,22 | 13,14 | 7,80  | 11 650                       | 71,69 |
| [3520] Magetan                         | 72,49 | 14,00 | 7,96  | 11 779                       | 73,49 |
| [3521] Ngawi                           | 72,16 | 12,69 | 6,98  | 11 468                       | 70,41 |
| [3522] Bojonegoro                      | 71,36 | 12,36 | 7,09  | 10 265                       | 68,75 |
| [3523] Tuban                           | 71,26 | 12,20 | 6,81  | 10 499                       | 68,37 |
| [3524] Lamongan                        | 72,27 | 13,47 | 7,89  | 11 572                       | 72,57 |
| [3525] Gresik                          | 72,61 | 13,72 | 9,29  | 13 295                       | 76,10 |
| [3526] Bangkalan                       | 70,11 | 11,59 | 5,66  | 8 718                        | 63,79 |
| [3527] Sampang                         | 67,96 | 12,08 | 4,55  | 8 760                        | 61,94 |
| [3528] Pamekasan                       | 67,45 | 13,63 | 6,40  | 8 834                        | 65,94 |
| [3529] Sumenep                         | 71,22 | 13,19 | 5,46  | 9 082                        | 66,22 |

Lanjutan Tabel/Continued Table 13.8

| Kabupaten/Kota<br>Regency/Municipality | AHH          | HLS          | RLS         | Pengeluaran*<br>Expenditure* | IPM          |
|--|--------------|--------------|-------------|------------------------------|--------------|
| (1)                                    | (2)          | (3)          | (4)         | (5)                          | (6)          |
| [3571] Kota Kediri                     | 73,96        | 14,97        | 9,92        | 12 440                       | 78,08        |
| [3572] Kota Blitar                     | 73,60        | 14,31        | 10,10       | 13 851                       | 78,56        |
| [3573] Kota Malang                     | 73,15        | 15,41        | 10,17       | 16 666                       | 81,32        |
| [3574] Kota Probolinggo                | 70,19        | 13,57        | 8,69        | 12 280                       | 73,27        |
| [3575] Kota Pasuruan                   | 71,40        | 13,60        | 9,11        | 13 393                       | 75,25        |
| [3576] Kota Mojokerto                  | 73,21        | 13,83        | 10,24       | 13 710                       | 77,96        |
| [3577] Kota Madiun                     | 72,75        | 14,39        | 11,13       | 16 040                       | 80,88        |
| [3578] Kota Surabaya                   | 74,13        | 14,79        | 10,47       | 17 854                       | 82,22        |
| [3579] Kota Batu                       | 72,54        | 14,12        | 9,06        | 12 870                       | 75,88        |
| <b>[3500] JAWA TIMUR</b>               | <b>71,18</b> | <b>13,16</b> | <b>7,59</b> | <b>11 739</b>                | <b>71,50</b> |

Catatan/Note: Angka Harapan Hidup Saat Lahir (AHH) / Life Expectancy (e0)  
 Angka Harapan Lama Sekolah (HLS) / Expected Years of Schooling (EYS)  
 Rata-rata Lama Sekolah (RLS) / Mean Years of Schooling (MYS)  
 \* Pengeluaran per Kapita Disesuaikan (Rp. 000) / Adjusted Per Capita Expenditure (000 Rp.)  
 Indeks Pembangunan Manusia (IPM) / Human Development Index (HDI)

Sumber/Source: BPS Provinsi Jawa Timur/BPS-Statistics of Jawa Timur Province







Sensus  
Penduduk  
2020

#MencatatIndonesia

# DATA

## MENCERDASKAN BANGSA

— *Enlighten The Nation* —



BADAN PUSAT STATISTIK  
KABUPATEN KEDIRI  
*BPS-STATISTICS OF KEDIRI REGENCY*

Jl. Pamenang No. 42, Ngasem - Kediri, Jawa Timur, 64182

Telp.: 0354-689673 Fax.: 0354-689673

Homepage : <https://kedirikab.bps.go.id>, Email : [bps3506@bps.go.id](mailto:bps3506@bps.go.id)

ISSN 0215-5583



9 770215 558009