

Katalog /Catalog: 1102002.3310

KABUPATEN KLATEN DALAM ANGKA

Klaten Regency in Figures

2020



BADAN PUSAT STATISTIK
KABUPATEN KLATEN
BPS-STATISTICS OF KLATEN REGENCY



**KABUPATEN
KLATEN
DALAM ANGKA**
Klaten Regency in Figures



2020



**KABUPATE
KLATEN**

KABUPATEN KLATEN DALAM ANGKA
Klaten Regency in Figures
2020

ISSN: 0215.5893

No. Publikasi/*Publication Number*: 33100.2025

Katalog /*Catalog*: 1102001.3310

Ukuran Buku/*Book Size*: 14,8 cm x 21 cm

Jumlah Halaman/*Number of Pages* : xxxvi + 238 hal/*pages*

Naskah/*Manuscript*:

BPS Kabupaten Klaten

BPS-Statistics of Klaten Regency

Penyunting/*Editor*:

BPS Kabupaten Klaten

BPS-Statistics of Klaten Regency

Gambar Kover/*Cover Design*:

Seksi Integrasi Pengolahan dan Diseminasi Statistik

Section of Integration Processing and Statistics Dissemination

Ilustrasi Kover/*Cover Illustration*:

freepik.com, pinterest.com, pngtree.com

Diterbitkan oleh/*Published by*:

©BPS Kabupaten Klaten/*BPS-Statistics of Klaten Regency*

Dicetak oleh/*Printed by*:

BPS Kabupaten Klaten/*BPS-Statistics of Klaten Regency*

Dilarang mengumumkan, mendistribusikan, mengomunikasikan, dan/atau menggandakan sebagian atau seluruh isi buku ini untuk tujuan komersil tanpa izin tertulis dari Badan Pusat Statistik.

Prohibited to announce, distribute, communicate, and/or copy part or all of this book for commercial purpose without permission from BPS-Statistics Indonesia.

PETA WILAYAH KABUPATEN KLATEN
MAP OF KLATEN REGENCY



KEPALA BPS KABUPATEN KLATEN



Ir. SRI ARIYANTO



KATA PENGANTAR

Perkembangan ekonomi yang semakin cepat, perlu didukung berbagai data. Publikasi “Kabupaten Klaten Dalam Angka 2020” diharapkan dapat memenuhi akan kebutuhan data tersebut. “Kabupaten Klaten Dalam Angka 2020” merupakan publisitas tahunan sebagai kelanjutan publikasi tahun sebelumnya. Dari publikasi ini diharapkan dapat memberi gambaran Kabupaten Klaten Tahun 2019 yang meliputi keadaan geografi, pemerintahan, penduduk, tenaga kerja, pertanian, perdagangan dan sebagainya.

Dengan diterbitkannya buku “Kabupaten Klaten Dalam Angka 2020”, kami haturkan terima kasih kepada Bapak Kepala Badan Pusat Statistik Provinsi Jawa Tengah yang telah memberi arahan. Petunjuk serta kepercayaan sehingga publikasi ini dapat terwujud. Ucapkan terima kasih juga kami sampaikan kepada semua pihak yang telah memberi dukungan dan partisipasi sehingga dapat memperlancar dan mempermudah penerbitan buku “Kabupaten Klaten Dalam Angka 2020” ini.

Akhirnya atas segala kritik dan saran yang bersifat membangun kami ucapkan terima kasih.

Klaten , April 2020
Kepala BPS
Kabupaten Klaten

Ir. SRI ARIYANTO



PREFACE

An increasingly rapid economic development has to be supported by various data. Publication “Klaten Regency in Figures 2020 , Delivering Data to Inform Development Planning” is expected to meet the needs of the data. “Klaten Regency in Figures 2020” is an annual publication BPS-Statistics of Klaten Regency. This publication figured out the condition of Klaten Regency in the Years of 2019 including geography, government, population, labor, agriculture, trade etc.

Many thanks submitted to The Chief of the BPS – Statistics of Jawa Tengah Prvince who provided direction, guidance and trust so that this publication can be realized. Thanks goes to all those who have given support and participation for releasing this publicaton.

Finally, we still need the criticisms and suggestions to make better publication.

*Klaten , April 2020
Chief Statistician of
Klaten Regency*

Ir. SRI ARIYANTO

DAFTAR ISI / CONTENTS

| | Halaman <i>Page</i> |
|--|------------------------|
| Kata Pengantar/ <i>Preface</i> | vii |
| Daftar Isi/ <i>Contents</i> | ix |
| Daftar Tabel/ <i>List of Tables</i> | xi |
| Daftar Gambar/ <i>List of Figures</i> | xxix |
| Daftar Singkatan/ <i>List of Abbreviations</i> | xxxii |
| Statistik Kunci/ <i>Key Statistics</i> | xxxv |
| | |
| 1. Geografi dan Iklim/ <i>Geography and Climate</i> | 1 |
| 2. Pemerintahan/ <i>Government</i> | 9 |
| 3. Penduduk dan Ketenagakerjaan/ <i>Population and Employment</i> | 31 |
| 4. Sosial dan Kesejahteraan Rakyat/ <i>Social and Welfare</i> | 45 |
| 5. Pertanian, Kehutanan, Peternakan, dan Perikanan/ <i>Agriculture, Forestry, Livestock, and Fishery</i> | 95 |
| 6. Industri, Pertambangan, dan Energi/ <i>Industry, Mining, and Energy</i> | 165 |
| 7. Pariwisata/ <i>Tourism</i> | 175 |
| 8. Transportasi dan Komunikasi/ <i>Transportation and Communication</i> | 183 |
| 9. Perbankan, Koperasi, dan Harga-harga/ <i>Banking, Cooperative, dan Prices</i> | 197 |
| 10. Pengeluaran Penduduk/ <i>Population Expenditure</i> | 203 |
| 11. Perdagangan/ <i>Trade</i> | 209 |
| 12. Sistem Neraca Regional/ <i>System of Regional Accounts</i> | 215 |
| 13. Perbandingan Antar Kabupaten/Kota/ <i>Regency/Municipal Comparison</i> | 227 |

DAFTAR TABEL/LIST OF TABLES

| | Halaman <i>Page</i> |
|---|------------------------|
| 1. GEOGRAFI DAN IKLIM/GEOGRAPHY AND CLIMATE | 1 |
| 1.1 KEADAAN GEOGRAFI | 5 |
| GEOGRAPHY CONDITION | 5 |
| 1.1.1 Luas Daerah dan Jumlah Pulau Menurut Kecamatan 2019 | 5 |
| <i>Total Area and Number of Islands by Subdistrict, 2019.....</i> | <i>5</i> |
| 1.1 IKLIM | 7 |
| CLIMATE | 7 |
| 1.2.1 Banyaknya Curah Hujan Menurut Kecamatan dan Bulan, 2019 | 7 |
| <i>The Amount of Rainfalls by Subdistrict and Month</i> | <i>7</i> |
| 2. PEMERINTAHAN/GOVERNMENT | 9 |
| 2.1 WILAYAH ADMINISTRATIF | 12 |
| ADMINISTRATIVE AREA | 12 |
| 2.1.1 Jumlah Desa ¹ /Kelurahan Menurut Kecamatan 2015–2019 | 12 |
| <i>Number of Villages¹/Kelurahan by Subdistrict, 2015–2019</i> | <i>12</i> |
| 2.2 PEMILIHAN UMUM | 14 |
| GENERAL ELECTION | 14 |
| 2.2.1 Anggota DPRD Hasil Pemilu 2019 Menurut Partai Politik dan Jenis Kelamin, 2019 | 14 |
| <i>The Local House of Representative's Members of Electoral Election 2019 Result by Political Party and Sex, 2019.....</i> | <i>14</i> |
| 2.2.2 Anggota DPRD Hasil Pemilu 2019 Menurut Partai Politik dan Kecamatan, 2019..... | 15 |
| <i>The Local House of Representative's Members of Electoral Election 2019 Result by Political Party and Sub District, 2019.....</i> | <i>15</i> |
| 2.2.3 Keputusan DPRD Menurut Jenisnya, 2017-2019 | 16 |
| <i>Decision for The Local House of Representative by Type, 2017-2019</i> | <i>16</i> |
| 2.2.4 Rapat dan Kunjungan DPRD Menurut Panitia, 2019 | 17 |
| <i>The House of Representative's Meeting and Visitting by Committee, 2019.....</i> | <i>17</i> |

| | Halaman Page |
|---|-----------------|
| 2.2.5 Sidang DPRD Menurut Bulan dan Jenisnya, 2019 | 18 |
| <i>The House of Representative's Meeting by Month and Type, 2019</i> | <i>18</i> |
| 2.2.6 Jumlah Peraturan Menurut Bulan, 2019 | 19 |
| <i>Regulations by Month, 2019.....</i> | <i>19</i> |
| 2.3 SUMBER DAYA MANUSIA..... | 20 |
| HUMAN RESOURCES | 20 |
| 2.3.1 Jumlah Pegawai Negeri Sipil Menurut Jabatan dan Jenis Kelamin, Desember 2018 dan Desember 2019 | 20 |
| <i>Number of Civil Servants by Occupation and Sex, Desember 2018 dan Desember 2019</i> | <i>20</i> |
| 2.3.2 Jumlah Pegawai Negeri Sipil Menurut Tingkat Pendidikan dan Jenis Kelamin Desember 2018 dan Desember 2019 | 22 |
| <i>Number of Civil Servants by Educational Level and Sex December 2018 and December 2019</i> | <i>22</i> |
| 2.3.3 Jumlah Pegawai Negeri Sipil Menurut Tingkat Kepangkatan dan Jenis Kelamin, Desember 2018 dan Desember 2019 | 24 |
| <i>Number of Civil Servants by Hierarchy and Sex, December 2018 and December 2019.....</i> | <i>24</i> |
| 2.3.4 Tim Penggerak PKK dan Tingkat Kepengurusan Menurut Kecamatan, 2019..... | 26 |
| <i>PKK Team and Coordinators Level by Sub District, 2019</i> | <i>26</i> |
| 2.4 KEUANGAN DAERAH..... | 27 |
| GOVERNMENT FINANCE | 27 |
| 2.4.1 Target dan Realisasi Pendapatan dari Pos Pajak Daerah, 2018 | 27 |
| <i>Target and RealizationIncom from Local Tax, 2018</i> | <i>27</i> |
| 2.4.2 Target dan Realisasi Pendapatan dari Pos Retribusi, 2018 | 28 |
| <i>Target and RealizationIncom from Retribution, 2018.....</i> | <i>28</i> |
| 2.4.3 Target dan Realisasi Pendapatan dari Pos Laba BUMD, 2018 | 29 |
| <i>Target and RealizationIncom from Regional Profit Effort, 2018.....</i> | <i>29</i> |
| 2.4.4 Banyaknya PADS, 2018..... | 30 |
| <i>Number of PADS, 2018</i> | <i>30</i> |

| | | |
|------------|---|-----------|
| 3. | PENDUDUK DAN KETENAGAKERJAAN/POPULATION AND EMPLOYMENT | 31 |
| 3.1 | PENDUDUK..... | 35 |
| | POPULATION | 35 |
| 3.1.1 | Penduduk, Laju Pertumbuhan Penduduk per Tahun, Distribusi Persentase Penduduk, Kepadatan Penduduk, Rasio Jenis Kelamin Penduduk Menurut Kecamatan di Kabupaten Klaten, 2019..... | 35 |
| | <i>Population, Annual Population Growth Rate, Percentage Distribution of Population, Population Density, and Population Sex Ratio by Subdistrict in Klaten Regency, 2019.....</i> | 35 |
| 3.1.2 | Jumlah Penduduk Menurut Kecamatan dan Jenis Kelamin di Kabupaten Klaten, 2019 | 38 |
| | <i>Population by Subdistrict and Sex in Klaten Regency, 2019.....</i> | 38 |
| 3.1.3 | Jumlah Penduduk Menurut Kecamatan, Dewasa dan Anak, dan Jenis Kelamin di Kabupaten Klaten, 2019 | 39 |
| | <i>Population by Subdistrict, Adult and Children, and Sex in Klaten Regency, 2019</i> | 39 |
| 3.1.4 | Jumlah Penduduk Menurut Kelompok Umur dan Jenis Kelamin di Kabupaten Klaten, 2019 | 40 |
| | <i>Population by Age Group and Sex in Klaten Regency, 2019.....</i> | 40 |
| 3.2 | KETENAGAKERJAAN | 41 |
| | EMPLOYMENT..... | 41 |
| 3.2.1 | Jumlah Penduduk Berumur 15 Tahun Keatas Menurut Jenis Kegiatan Selama Seminggu yang Lalu dan Jenis Kelamin di Kabupaten Klaten, 2019 | 41 |
| | <i>Population Aged 15 Years and Over by Type of Activity During The Previous Week and Sex in Klaten Regency, 2019</i> | 41 |
| 3.2.2 | Penduduk Berumur 15 Tahun ke Atas Menurut Pendidikan Tertinggi yang Ditamatkan dan Jenis Kegiatan Selama Seminggu yang Lalu di Kabupaten Klaten, 2019..... | 42 |
| | <i>Population 15 Years of Age and Over by Educational Attainment and Type of Activity During the Previous Week in Klaten Regency, 2019.....</i> | 42 |

| | | |
|------------|--|-----------|
| 3.2.3 | Penduduk Berumur 15 Tahun Ke Atas yang Bekerja Selama Seminggu yang Lalu Menurut Status Pekerjaan Utama dan Jenis Kelamin di Kabupaten Klaten, 2019..... | 44 |
| | <i>Population 15 Years of Age and Over who Worked During The Previous Week by Main Employment Status and Sex in Klaten Regency, 2019</i> | 44 |
| 4. | SOSIAL DAN KESEJAHTERAAN RAKYAT/SOCIAL AND WELFARE | 45 |
| 4.1 | PENDIDIKAN | 50 |
| | EDUCATION | 50 |
| 4.1.1 | Jumlah Sekolah, Guru, dan Murid Taman Kanak-Kanak (TK) di Bawah Kementerian Pendidikan dan Kebudayaan Menurut Kecamatan, 2018/2019 dan 2019/2020..... | 50 |
| | <i>Number of Schools, Teachers, and Pupils in Kindergarten Under The Ministry of Education and Culture by Subdistrict, 2018/2019 dan 2019/2020</i> | 50 |
| 4.1.2 | Jumlah Sekolah, Guru, dan Murid Raudatul Athfal (RA) di Bawah Kementerian Agama Menurut Kecamatan, 2018/2019 dan 2019/2020..... | 53 |
| | <i>Number of Schools, Teachers, and Pupils in Raudatul Athfal (RA) Under The Ministry of Religious Affairs by Subdistrict, 2018/2019 dan 2019/2020</i> | 53 |
| 4.1.3 | Jumlah Sekolah, Guru, dan Murid Sekolah Dasar (SD) di Bawah Kementerian Pendidikan dan Kebudayaan Menurut Kecamatan, 2018/2019 dan 2019/2020 | 54 |
| | <i>Number of Schools, Teachers, and Pupils in Primary Schools Under The Ministry of Education and Culture by Subdistrict, 2018/2019 dan 2019/2020</i> | 54 |
| 4.1.4 | Jumlah Sekolah, Guru, dan Murid Madrasah Ibtidaiyah (MI) di Bawah Kementerian Agama Menurut Kecamatan Menurut Kecamatan, 2018/2019 dan 2019/2020..... | 57 |
| | <i>Number of Schools, Teachers, and Pupils in Madrasah Ibtidaiyah (MI) Under The Ministry of Religious Affairs by Subdistrict, 2018/2019 dan 2019/2020</i> | 57 |

| | | |
|--------|--|----|
| 4.1.5 | Jumlah Sekolah, Guru, dan Murid Sekolah Menengah Pertama (SMP) di Bawah Kementerian Pendidikan dan Kebudayaan Menurut Kecamatan, 2018/2019 dan 2019/2020 | 58 |
| | <i>Number of Schools, Teachers, and Pupils in Junior High Schools Under The Ministry of Education and Culture by Subdistrict, 2018/2019 dan 2019/2020</i> | 58 |
| 4.1.6 | Jumlah Sekolah, Guru, dan Murid Madrasah Tsanawiyah (MTs) di Bawah Kementerian Agama Menurut Kecamatan, 2018/2019 dan 2019/2020..... | 61 |
| | <i>Number of Schools, Teachers, and Pupils in Madrasah Tsanawiyah (MTs) Under The Ministry of Religious Affairs by Subdistrict, 2018/2019 dan 2019/2020.....</i> | 61 |
| 4.1.7 | Jumlah Sekolah, Guru, dan Murid Sekolah Menengah Atas (SMA) di Bawah Kementerian Pendidikan dan Kebudayaan Menurut Kecamatan, 2018/2019 dan 2019/2020..... | 62 |
| | <i>Number of Schools, Teachers, and Pupils in Senior High Schools Under The Ministry of Education and Culture by Subdistrict, 2018/2019 dan 2019/2020</i> | 62 |
| 4.1.8 | Jumlah Sekolah, Guru, dan Murid Sekolah Menengah Kejuruan (SMK) di Bawah Kementerian Pendidikan dan Kebudayaan Menurut Kecamatan, 2018/2019 dan 2019/2020 | 65 |
| | <i>Number of Schools, Teachers, and Pupils in Vocational High Schools Under The Ministry of Education and Culture by Subdistrict, 2018/2019 dan 2019/2020.....</i> | 65 |
| 4.1.9 | Jumlah Sekolah, Guru, dan Murid Madrasah Aliyah (MA) di Bawah Kementerian Agama Menurut Kecamatan, 2018/2019 dan 2019/2020..... | 66 |
| | <i>Number of Schools, Teachers, and Pupils in Madrasah Aliyah (MA) Under the Ministry of Religious Affairs by Subdistrict, 2018/2019 dan 2019/2020</i> | 66 |
| 4.1.10 | Jumlah Desa ¹ /Kelurahan yang Memiliki Fasilitas Sekolah Menurut Kecamatan dan Tingkat Pendidikan, 2014– 2019..... | 69 |
| | <i>Number of Villages¹ Having Educational Facilities by Subdistrict and Educational Level, 2014– 2019.....</i> | 69 |

| | Halaman Page |
|--|-----------------|
| 4.1.11 Angka Partisipasi Murni (APM) dan Angka Partisipasi Kasar (APK) Menurut Jenjang Pendidikan di Kabupaten Klaten, 2018 dan 2019.. <i>Net Participation Rates and Gross Participation Rates by Educational Level in Klaten Regency, 2018 and 2019</i> | 74 74 |
| 4.1.12 Persentase Penduduk Berumur 15 Tahun ke Atas yang Melek Huruf Menurut Kelompok Umur di Kabupaten Klaten, 2018 dan 2019..... <i>Percentage of Literate People Aged 15 Years and Over by Age Group in Klaten Regency, 2018 and 2019</i> | 75 75 |
| 4.2 KESEHATAN | 76 |
| HEALTH | 76 |
| 4.2.1 Jumlah Desa ¹ /Kelurahan Yang Memiliki Sarana Kesehatan Menurut Kecamatan, 2014–2019..... <i>Number of Villages¹ Having Health Facilities by Subdistrict, 2014–2019</i> | 76 76 |
| 4.3 AGAMA DAN SOSIAL LAINNYA | 82 |
| RELIGION AND OTHER SOCIAL AFFAIRS | 82 |
| 4.3.1 Jumlah Penduduk Menurut Kecamatan dan Agama yang Dianut, 2019..... <i>Population by Subdistrict and Religion, 2019</i> | 82 82 |
| 4.3.2 Jumlah Tempat Peribadatan Menurut Kecamatan, 2019..... <i>Number of Places of Worship by Subdistrict and Religion, 2019</i> | 83 83 |
| 4.3.3 Jumlah Desa ¹ /Kelurahan yang Mengalami Bencana Alam ² Menurut Kecamatan, 2011– 2018..... <i>Number of Villages¹ that Had Natural Disaster² by Subdistrict, 2011–2018</i> | 84 84 |
| 4.4 KEMISKINAN | 87 |
| POVERTY | 87 |
| 4.4.1 Garis Kemiskinan, Jumlah, dan Persentase Penduduk Miskin di Kabupaten Klaten, 2012–2019..... <i>Poverty Line, Number, and Percentage of Poor People in Klaten Regency, 2012–2019</i> | 87 87 |

| | Halaman Page |
|--|-----------------|
| 4.4.2 Indeks Kedalaman Kemiskinan dan Indeks Keparahan Kemiskinan di Kabupaten Klaten, 2012–2019..... | 88 |
| <i>Poverty Gap Index and Poverty Severity Index in Klaten Regency, 2012–2019</i> | 88 |
| 4.5 KRIMINALITAS | 89 |
| CRIMINALITY | 89 |
| 4.5.1 Banyaknya Kecelakaan Lalulintas Menurut Bulan, Kejadian, Korban, dan kerugian, 2019 | 89 |
| <i>Number of Traffic Accident by Month, Victims, and Losses, 2019</i> | 89 |
| 4.5.2 Surat Izin Mengemudi (SIM) yang Dikeluarkan Oleh Satlantas Polres Menurut Bulan dan Jenisnya, 2019 | 90 |
| <i>Publish of Driving Licence of "Satlantas Polres" by Month and Kind of Driving Licence, 2019</i> | 90 |
| 4.5.3 Tertuduh di Luar Pelanggaran Menurut Bulan Penyelesaian dan Pekerjaan Tertuduh, 2019 | 91 |
| <i>Accused Out of Infraction by Month of Completion and Work Accused, 2019</i> | 91 |
| 4.5.4 Perkara dan Terdakwa Yang Masuk Menurut Bulan Laporan dan Jenisnya, 2019 | 92 |
| <i>Number of Criminal law anda Accused Which Reported by Month and Type, 2019</i> | 92 |
| 4.5.5 Perkara dan Terdakwa Yang Diselesaikan Menurut Bulan Laporan dan jenisnya, 2019 | 93 |
| <i>Number of Criminal Law and Accused Which Finished by Month and Type, 2019</i> | 93 |
| 4.5.6 Perkara dan Terdakwa yang Diselesaikan Menurut Bulan Laporan dan Jenisnya, 2019 | 94 |
| <i>Number of Criminal Law and Accused Which Finished by Month Report, 2019</i> | 94 |

| | | |
|------------|---|------------|
| 5. | PERTANIAN, KEHUTANAN, PETERNAKAN, DAN PERIKANAN/ AGRICULTURE, FORESTRY, LIVESTOCK, AND FISHERY | 95 |
| 5.1 | TANAMAN PANGAN | 99 |
| | FOOD CORPS | 99 |
| 5.1.1 | Luas Panen, Produksi, dan Produktivitas Padi Menurut Kecamatan (Ha) di Kabupaten Klaten, 2019..... <i>Harvested Area, Production, and Productivity of Paddy by Subdistrict (Ha) in Klaten Regency, 2019.....</i> | 99 |
| 5.1.2 | Produksi Jagung dan Kedelai Menurut Kecamatan (Ha) di Kabupaten Klaten, 2019..... <i>Production of Maize and Soybeans by Subdistrict (Ha) in Klaten Regency, 2019.....</i> | 100 |
| 5.2 | HORTIKULTURA | 101 |
| | HORTICULTURE..... | 101 |
| 5.2.1 | Luas Panen Tanaman Sayuran Menurut Kecamatan dan Jenis Tanaman (ha) di Kabupaten Klaten, 2018 dan 2019..... <i>Harvested Area of Vegetables by Subdistrict and Kind of Plant (ha) in Klaten Regency, 2018 and 2019.....</i> | 101 |
| 5.2.2 | Produksi Tanaman Sayuran Menurut Kecamatan dan Jenis Tanaman (ton) di Kabupaten Klaten, 2018 dan 2019..... <i>Production of Vegetables by Subdistrict and Kind of Plant (ton) in Klaten Regency, 2018 dan 2019.....</i> | 104 |
| 5.2.3 | Luas Panen Tanaman Sayuran dan Buah-buahan Semusim Menurut Jenis Tanaman (ha) di Kabupaten Klaten, 2016–2019..... <i>Harvested Area of Seasonal Vegetables and Fruits by Kind of Plant (ha) in Klaten Regency, 2016–2019.....</i> | 107 |
| 5.2.4 | Produksi Tanaman Sayuran dan Buah-buahan Semusim Menurut Jenis Tanaman (ton) di Kabupaten Klaten, 2016–2019..... <i>Production of Seasonal Vegetables and Fruits by Kind of Plant (ha) in Klaten Regency, 2016–2019.....</i> | 108 |
| 5.2.5 | Luas Panen Tanaman Biofarmaka Menurut Kecamatan dan Jenis Tanaman (m2) di Kabupaten Klaten, 2018 dan 2019..... <i>Harvested Area of Medicinal Plants by Subdistrict and Kind of Plant (m2) in Klaten Regency, 2018 and 2019.....</i> | 109 |
| 5.2.6 | Produksi Tanaman Biofarmaka Menurut Kecamatan dan Jenis | |

| | Halaman Page |
|--|-----------------|
| Tanaman (kg) di Kabupaten Klaten, 2018 and 2019 | 111 |
| <i>Production of Medicinal Plants by Subdistrict and Kind of Plant (kg) in Klaten Regency, 2018 and 2019</i> | 111 |
| 5.2.7 Luas Panen Tanaman Biofarmaka Menurut Jenis Tanaman (m ²) di Kabupaten Klaten, 2016–2019..... | 113 |
| <i>Harvested Area of Medicinal Plants by Kind of Plant (m²) in Klaten Regency, 2016–2019</i> | 113 |
| 5.2.8 Produksi Tanaman Biofarmaka Menurut Jenis Tanaman (kg) di Kabupaten Klaten, 2016–2019..... | 114 |
| <i>Production of Medicinal Plants by Kind of Plant (kg) in Klaten Regency, 2016–2019</i> | 114 |
| 5.2.9 Luas Panen Tanaman Hias Menurut Kecamatan dan Jenis Tanaman (m ²) di Kabupaten Klaten, 2018 and 2019 | 115 |
| <i>Harvested Area of Ornamental Plants by Subdistrict and Kind of Plant (m²) in Klaten Regency, 2018 and 2019</i> | 115 |
| 5.2.10 Produksi Tanaman Hias Menurut Kecamatan dan Jenis Tanaman (tangkai) di Kabupaten Klaten, 2018 and 2019..... | 117 |
| <i>Production of Ornamental Plants by Subdistrict and Kind of Plant (stalks) in Klaten Regency, 2018 and 2019</i> | 117 |
| 5.2.11 Luas Panen Tanaman Hias Menurut Jenis Tanaman (m ²) di Kabupaten Klaten, 2016–2019..... | 119 |
| <i>Harvested Area of Ornamental Plants by Kind of Plant (m²) in Klaten Regency, 2016–2019</i> | 119 |
| 5.2.12 Produksi Tanaman Hias Menurut Jenis Tanaman (tangkai) di Kabupaten Klaten, 2016–2019..... | 120 |
| <i>Production of Ornamental Plants by Kind of Plant (stalks) in Klaten Regency, 2016–2019</i> | 120 |
| 5.2.13 Produksi Buah-buahan Menurut Kecamatan dan Jenis Tanaman (ton), 2018 and 2019..... | 121 |
| <i>Production of Fruits by Subdistrict and Kind of Plant (ton), 2018 and 2019</i> | 121 |
| 5.2.14 Produksi Buah–Buahan dan Sayuran Tahunan Menurut Jenis Tanaman (ton), 2016–2019..... | 124 |
| <i>Production of Annual Fruits and Vegetables by Kind of Plant (ton), 2016–2019</i> | 124 |

| | Halaman Page |
|---|-----------------|
| 5.2.15 Luas Areal Tanaman Perkebunan Menurut Kecamatan dan Jenis Tanaman (ha), 2018 dan 2019 | 125 |
| <i>Planted Area of Estate Crops by Subdistrict and Type of Crops (ha), 2018 dan 2019</i> | <i>125</i> |
| 5.3 PERKEBUNAN..... | 126 |
| ESTATE CROPS | 126 |
| 5.3.1 Luas Areal Tanaman Perkebunan Menurut Kecamatan dan Jenis Tanaman (ha), 2018 dan 2019 | 126 |
| <i>Planted Area of Estate Crops by Subdistrict and Type of Crops (ha), 2018 dan 2019</i> | <i>126</i> |
| 5.3.2 Produksi Perkebunan Menurut Kecamatan dan Jenis Tanaman (ton), 2018 dan 2019 | 130 |
| <i>Production of Estate by Subdistrict and Type of Crops (ton), 2018 and 2019</i> | <i>130</i> |
| 5.3.3 Luas Panen, Produksi, dan Rumah Tangga Tani Kelapa Dalam Menurut Kecamatan, 2019 | 134 |
| <i>Harvested Area, Productions, and Local Coconut Farmer Household by Sub District, 2019</i> | <i>134</i> |
| 5.3.4 Luas Panen, Produksi, dan Rumah Tangga Tani Kelapa Hibrida Menurut Kecamatan, 2019 | 135 |
| <i>Harvested Area, Productions, and Hibrida Coconut Farmer Household by Sub District, 2019</i> | <i>135</i> |
| 5.3.5 Luas Panen, Produksi, dan Rumah Tangga Tani Kelapa Deres Menurut Kecamatan, 2019 | 136 |
| <i>Harvested Area, Productions, and Deres Coconut Farmer Household by Sub District, 2019</i> | <i>136</i> |
| 5.3.6 Luas Panen, Produksi, dan Rumah Tangga Tani Cabe Jamu Menurut Kecamatan, 2019 | 137 |
| <i>Production of Estate by Subdistrict and Type of Crops (ton), 2018 and Harvested Area, Productions, and Cabe Jamu Farmer Household by Sub District, 2019.....</i> | <i>137</i> |
| 5.3.7 Luas Panen, Produksi, dan Rumah Tangga Tani Jarak Menurut Kecamatan, 2019..... | 138 |
| <i>Harvested Area, Productions, and Jarak Farmer Household by Sub District, 2019.....</i> | <i>138</i> |

| | Halaman Page |
|---|-----------------|
| 5.3.8 Luas Panen, Produksi, dan Rumah Tangga Tani a*62 Menurut Kecamatan, 2019..... | 139 |
| <i>Harvested Area, Productions, and Kapok Farmer Household by Sub District, 2019.....</i> | <i>139</i> |
| 5.4 PETERNAKAN..... | 140 |
| LIVESTOCK..... | 140 |
| 5.4.1 Populasi Sapi Menurut Kecamatan dan Jenis Kelamin, 2019..... | 140 |
| <i>Cow population by Sub District and Sex, 2019.....</i> | <i>140</i> |
| 5.4.2 Populasi Sapi Perah Menurut Kecamatan dan Jenis Kelamin, 2019 .. | 141 |
| <i>Dairy population by Sub District and Sex, 2019.....</i> | <i>141</i> |
| 5.4.3 Populasi Kerbau Menurut Kecamatan dan Jenis Kelamin, 2019 | 142 |
| <i>Buffalo population by Sub District and Sex, 2019.....</i> | <i>142</i> |
| 5.4.4 Populasi Kuda Menurut Kecamatan dan Jenis Kelamin, 2019..... | 143 |
| <i>Horse population by Sub District and Sex, 2019.....</i> | <i>143</i> |
| 5.4.5 Populasi Itik Menurut Kecamatan dan Jenis Kelamin, 2019 | 144 |
| <i>Duck population by Sub District and Sex, 2019.....</i> | <i>144</i> |
| 5.4.6 Populasi Ayam Buras Menurut Kecamatan dan Jenis Kelamin, 2019 | 145 |
| <i>Free-range Chicken population by Sub District and Sex, 2019.....</i> | <i>145</i> |
| 5.4.7 Populasi Ayam Pedaging Menurut Kecamatan dan Jenis Kelamin, 2019 | 146 |
| <i>Broiler population by Sub District and Sex, 2019.....</i> | <i>146</i> |
| 5.4.8 Populasi Ayam Petelur Menurut Kecamatan dan Jenis Kelamin, 2019 | 147 |
| <i>Leghorn population by Sub District and Sex, 2019.....</i> | <i>147</i> |
| 5.4.9 Populasi Domba Menurut Kecamatan dan Jenis Kelamin, 2019 | 148 |
| <i>Sheep population by Sub District and Sex, 2019.....</i> | <i>148</i> |
| 5.4.10 Populasi Kambing Menurut Kecamatan dan Jenis Kelamin, 2019 | 149 |
| <i>Goat population by Sub District and Sex, 2019.....</i> | <i>149</i> |
| 5.4.11 Populasi Babi Menurut Kecamatan dan Jenis Kelamin, 2019 | 150 |
| <i>Pig population by Sub District and Sex, 2019.....</i> | <i>150</i> |
| 5.4.12 Populasi Entok Menurut Kecamatan dan Jenis Kelamin, 2019 | 151 |
| <i>Darn population by Sub District and Sex, 2019.....</i> | <i>151</i> |
| 5.4.13 Populasi Angsa Menurut Kecamatan dan Jenis Kelamin, 2019 | 152 |
| <i>Goose population by Sub District and Sex, 2019.....</i> | <i>152</i> |

| | Halaman Page |
|--|-----------------|
| 5.4.14 Populasi Kelinci Menurut Kecamatan dan Jenis Kelamin, 2019..... | 153 |
| <i>Rabbit population by Sub District and Sex, 2019.....</i> | <i>153</i> |
| 5.4.15 Populasi Burung Puyuh Menurut Kecamatan dan Jenis Kelamin, 2019..... | 154 |
| <i>Quail population by Sub District and Sex, 2019.....</i> | <i>154</i> |
| 5.4.16 Ternak yang Diperdagangkan Menurut Bulan dan Jenisnya, 2019.... | 155 |
| <i>Livestock Traded by Month and Type, 2019</i> | <i>155</i> |
| 5.4.17 Ternak yang Dipotong di Rumah Potong Hewan Menurut Bulan dan Jenisnya, 2019 | 156 |
| <i>Cattle Slaughtered at Abattoirs by Month and Type, 2019</i> | <i>156</i> |
| 5.4.18 Ternak yang Dipotong Diluar Rumah Potong Hewan Menurut Bulan dan Jenisnya, 2019..... | 157 |
| <i>Cattle Slaughtered Outside Abattoirs by Month and Type, 2019.....</i> | <i>157</i> |
| 5.4.19 Produksi Susu Menurut Kecamatan (Liter), 2019 | 158 |
| <i>Milk Production by Sub District (Litre), 2019</i> | <i>158</i> |
| 5.4.20 Produksi Susu Menurut Bulan (Liter), 2019..... | 159 |
| <i>Milk Production by Month (Litre), 2019.....</i> | <i>159</i> |
| 5.5 PERIKANAN | 160 |
| FISHERY..... | 160 |
| 5.5.1 Luas Area Obyek Perikanan Menurut Kecamatan dan Jenisnya (Ha) di Kabupaten Klaten, 2019 | 160 |
| <i>Fishery Object Area by Sub District and Type (Ha) in Klaten Regency, 2019.....</i> | <i>160</i> |
| 5.5.2 Produksi Ikan Menurut Kecamatan dan Jenisnya (Kw) di Kabupaten Klaten, 2019 | 161 |
| <i>Fish Production by Sub District and Type (Kw) in Klaten Regency, 2019.</i> | <i>161</i> |
| 5.5.3 Penebaran Benih Ikan pada Obyek Perikanan (000) Menurut Kecamatan dan Jenisnya di Kabupaten Klaten, 2019..... | 162 |
| <i>Spreading Seed of Fish in Object of Fishery (000) by Sub District and Type in Klaten Regency, 2019</i> | <i>162</i> |
| 5.5.4 Realisasi Peredaran Ikan Olahan Menurut Jenis dan Harga di Kabupaten Klaten, 2019 | 163 |
| <i>Realization of Rotation Fickle of Fish by type and Price in Klaten Regency, 2019</i> | <i>163</i> |

| | | |
|------------|---|------------|
| 5.5.5 | Realisasi Peredaran Ikan Segar dan Ikan Asin Menurut Jenis, Volume, dan Harga di Kabupaten Klaten, 2019 | 164 |
| | <i>Realization of Circulation of Fresh Fish and Salted Fish by Type, Volume, and Price in Klaten Regency, 2019</i> | <i>164</i> |
| 6. | INDUSTRI, PERTAMBANGAN, DAN ENERGI/INDUSTRY, MINING, AND ENERGY | 165 |
| 6.1 | INDUSTRI | 169 |
| | INDUSTRY | 169 |
| 6.1.1 | Banyaknya Perusahaan dan Tenaga Kerja Industri Rumah Tangga dan Kecil Menurut Kecamatan di Kabupaten Klaten, 2019..... | 169 |
| | <i>Company and Worker of Home Industry and Small Industry by Subdistrict in Klaten Regency, 2019.....</i> | <i>169</i> |
| 6.1.2 | Banyaknya Perusahaan dan Tenaga Kerja Industri Besar dan Sedang Menurut Kecamatan di Kabupaten Klaten, 2019..... | 170 |
| | <i>Company and Worker of Home Industry and Small Industry by Sub District in Klaten Regency, 2019</i> | <i>170</i> |
| 6.2 | ENERGI | 171 |
| | ENERGY | 171 |
| 6.2.1 | Daya Terpasang, Produksi, dan Distribusi Listrik PT. PLN (Persero) pada Cabang/Ranting PLN Menurut Cabang di Kabupaten Klaten, 2019 | 171 |
| | <i>Installed Electricity Power, Production, and Distribution of PT. PLN (Persero) at PLN Branch by Branch in Klaten Regency, 2019</i> | <i>171</i> |
| 6.2.2 | Jumlah Pelanggan Listrik Menurut Cabang di Kabupaten Klaten, 2015–2019..... | 172 |
| | <i>Number of Electricity Customers by Branch in Klaten Regency, 2015–2019</i> | <i>172</i> |
| 6.2.3 | Jumlah Pelanggan dan Air yang Disalurkan Menurut Kecamatan di Kabupaten Klaten, 2019 | 173 |
| | <i>Number of Customers and Distributed Water by Subdistrict in Klaten Regency, 2019</i> | <i>173</i> |

| | | |
|------------|--|------------|
| 7. | PARIWISATA/TOURISM | 175 |
| 7.1 | Jumlah Rumah Makan/Restoran Menurut Kecamatan di Kabupaten Klaten, 2016–2019..... | 178 |
| | <i>Number of Restaurants by Subdistrict in Klaten Regency, 2016–2019...</i> | 178 |
| 7.2 | Obyek Wisata Menurut Kecamatan dan Jenisnya di Kabupaten Klaten, 2018 | 179 |
| | <i>Tourism by Subdistrict and Type in Klaten Regency, 2018.....</i> | 179 |
| 7.3 | Pengunjung Obyek Wisata Menurut Kecamatan dan Jenis Obyek Wisata di Kabupaten Klaten, 2018..... | 180 |
| | <i>Visitors Tourism Place by Subdistrict and Type in Klaten Regency, 2018</i> | 180 |
| 7.4 | Pendapatan pada Obyek Wisata Menurut Kecamatan dan Jenis Obyek Wisata di Kabupaten Klaten (000), 2018..... | 181 |
| | <i>Found from Tourism Place by Subdistrict and Type in Klaten Regency (000), 2018</i> | 181 |
| 8. | TRANSPORTASI DAN KOMUNIKASI/TRANSPORTATION AND COMMUNICATION | 183 |
| 8.1 | TRANSPORTASI..... | 188 |
| | TRANSPORTATION | 188 |
| 8.1.1 | Panjang Jalan Menurut Tingkat Kewenangan Pemerintahan di Kabupaten Klaten (km), 2017–2019..... | 188 |
| | <i>Length of Roads by Level of Government Authority in Klaten Regency (km), 2017–2019.....</i> | 188 |
| 8.1.2 | Panjang Jalan Menurut Jenis Permukaan Jalan di Kabupaten Klaten (km), 2017–2019..... | 189 |
| | <i>Length of Roads by Type of Road Surface in Klaten Regency (km), 2017–2019</i> | 189 |
| 8.1.3 | Panjang Jalan Menurut Kondisi Jalan di Kabupaten Klaten (km), 2017–2019..... | 190 |
| | <i>Length of Roads by Condition of Roads in Klaten Regency (km), 2017–2019</i> | 190 |
| 8.1.4 | Jumlah Sarana Angkutan (Umum dan Pribadi) di Kabupaten Klaten, 2014–2018..... | 191 |
| | <i>Number of Transportation (General and Private) in Klaten Regency, 2014–2018</i> | 191 |

| | Halaman |
|---|------------|
| | Page |
| 8.1.5 Kendaraan Bermotor Wajib Uji Menurut Jenisnya di Kabupaten Klaten, 2018 | 192 |
| <i>Carriage Machine Due Test by Type in Klaten Regency, 2018.....</i> | <i>192</i> |
| 8.1.6 Kendaraan Bermotor Yang Diuji Menurut Bulan dan jenisnya di Kabupaten Klaten, 2018 | 193 |
| <i>Carriage Machine Who Test by Month and Type in Klaten Regency, 2018.....</i> | <i>193</i> |
| 8.1.7 Pendapatan Pengujia dan Izin Trayek per Bulan di Kabupaten Klaten, 2018 | 194 |
| <i>Income From Trial and Designated Route For Publics Transportation Licence by Month, 2018.....</i> | <i>194</i> |
| 8.1.8 Lalu Lintas Kendaraan Penumpang Umum Menurut Bulan dan Jenisnya di Kabupaten Klaten, 2018 | 195 |
| <i>Traffics of Carriage Publics by Month and Type in Klaten Regency, 2018.....</i> | <i>195</i> |
| 8.1.9 Jumlah Muatan Kereta Api Menurut Bulan dan Jeninya di Kabupaten Klaten, 2019 | 196 |
| <i>Number of Usage Trains by Month and Type in Klaten Regency, 2019...</i> | <i>196</i> |
| 9. PERBANKAN, KOPERASI DAN HARGA-HARGA/BANKING, COOPERATIVE, AND PRICE | 197 |
| 9.1 Jumlah Koperasi Aktif Menurut Kecamatan di Kabupaten Klaten, 2016–2019..... | 200 |
| <i>Number of Active Cooperative by Subdistrict in Klaten Regency, 2016–2019.....</i> | <i>200</i> |
| 9.2 Jumlah Koperasi Menurut Jenis Koperasi dan Kecamatan di Kabupaten Klaten, 2019 | 201 |
| <i>Number of Cooperative by Kind of Cooperative and Subdistrict in Klaten Regency, 2019</i> | <i>201</i> |
| 10. PENGELUARAN PENDUDUK/POPULATION EXPENDICTURE | 203 |
| 10.1 Rata-rata Pengeluaran per Kapita Sebulan Menurut Kelompok Komoditas (rupiah) di Kabupaten Klaten, 2018 dan 2019..... | 206 |
| <i>Monthly Average Expenditure per Capita by Commodity Group (rupiahs) in Klaten Regency, 2018 and 2019</i> | <i>206</i> |

| | Halaman Page | |
|------------|--|------------|
| 10.2 | Persentase Pengeluaran per Kapita Sebulan Menurut Kelompok Komoditas di Kabupaten Klaten, 2018 dan 2019..... | 207 |
| | <i>Percentage of Monthly Expenditure per Capita by Commodity Group in Klaten Regency, 2018 and 2019</i> | 207 |
| 10.2 | Persentase Penduduk Menurut Golongan Pengeluaran Per Kapita Sebulan di Kabupaten Klaten, 2018 dan 2019 | 208 |
| | <i>Percentage of Population by Per Capita Spending Group a Month in Klaten Regency, 2018 and 2019</i> | 208 |
| 11. | PERDAGANGAN/TRADE | 209 |
| 11.1 | Jumlah Sarana Perdagangan Menurut Jenisnya di Kabupaten Klaten, 2016–2019 | 212 |
| | <i>Number of Trading Facilities by Type of Facility in Klaten Regency, 2016–2019</i> | 212 |
| 11.2 | Jumlah Pemegang SIUP Menurut Kecamatan dan Sifat Barang di Kabupaten Klaten, 2019 | 213 |
| | <i>SIUP Owner by Subdistrict and Goods Characteristic in Klaten Regency, 2019</i> | 213 |
| 12. | SISTEM NERACA REGIONAL/SYSTEM OF REGIONAL ACCOUNTS | 215 |
| 12.1. | Produk Domestik Regional Bruto Atas Dasar Harga Berlaku Menurut Lapangan Usaha (juta rupiah) di Kabupaten Klaten, 2015–2019..... | 220 |
| | <i>Gross Regional Domestic Product at Current Market Prices by Industry (million rupiahs) in Klaten Regency, 2015–2019</i> | 220 |
| 12.2 | Produk Domestik Regional Bruto Atas Dasar Harga Konstan 2010 Menurut Lapangan Usaha (juta rupiah) di Kabupaten Klaten, 2015–2019..... | 221 |
| | <i>Gross Regional Domestic Product at 2010 Constant Market Prices by Industry (million rupiahs) in Klaten Regency, 2015–2019</i> | 221 |

| | | |
|------------|---|------------|
| 12.3 | Distribusi Persentase Produk Domestik Regional Bruto Atas Dasar Harga Berlaku Menurut Lapangan Usaha di Kabupaten Klaten, 2015–2019 | 222 |
| | <i>Percentage Distribution of Gross Regional Domestic Product at Current Market Prices by Industry in Klaten Regency, 2015–2019</i> | 222 |
| 12.4 | Laju Pertumbuhan Produk Domestik Regional Bruto Atas Dasar Harga Konstan 2010 Menurut Lapangan Usaha (persen) di Kabupaten Klaten, 2016–2019 | 223 |
| | <i>Growth Rate of Gross Regional Domestic Product at 2010 Constant Market Prices by Industry (percent) in Klaten Regency, 2016–2019</i> | 223 |
| 12.5 | Produk Domestik Regional Bruto Atas Dasar Harga Berlaku Menurut Jenis Pengeluaran (juta rupiah) di Kabupaten Klaten, 2015–2019 | 224 |
| | <i>Gross Regional Domestic Product at Current Market Prices by Type of Expenditure (million rupiahs) in Klaten Regency, 2015–2019</i> | 224 |
| 12.6 | Produk Domestik Regional Bruto Atas Dasar Harga Konstan 2010 Menurut Jenis Pengeluaran (juta rupiah) di Kabupaten Klaten, 2015–2019 | 225 |
| | <i>Gross Regional Domestic Product at 2010 Constant Market Prices by Type of Expenditure (million rupiahs) in Klaten Regency, 2015–2019</i> | 225 |
| 13. | SISTEM NERACA REGIONAL/SYSTEM OF REGIONAL ACCOUNTS | 215 |
| 13.1. | Jumlah Penduduk Menurut Kabupaten/Kota di Provinsi Jawa Tengah , 2015-2019 | 231 |
| | <i>Population by Regency/Municipality in Jawa Tengah Province, 2015-2019</i> | 231 |
| 13.2 | Laju Pertumbuhan Produk Domestik Regional Bruto Atas Dasar Harga Konstan 2010 Menurut Kabupaten/Kota di Provinsi Jawa Tengah (persen), 2015–2019 | 232 |
| | <i>Rate of Growth of Gross Regional Domestic Product at Constant 2010 Prices by Regency/Municipality in Jawa Tengah Province (percent), 2015–2019</i> | 232 |

| | Halaman Page |
|------|---|
| 13.3 | Jumlah Penduduk Miskin Menurut Kabupaten/Kota di Provinsi Jawa Tengah (ribu), 2015-2019 233 <i>Number of Poor Population by Regency/Municipality in Jawa Tengah Province (thousand), 2015-2019</i> 233 |
| 13.4 | Indeks Pembangunan Manusia Menurut Kabupaten/Kota di Provinsi Jawa Tengah (ribu), 2015-2019 234 <i>Human Development Index by Regency/Municipality in Jawa Tengah Province (thousand), 2015-2019</i> 234 |
| 13.5 | Persentase Penduduk Miskin Menurut Kabupaten/Kota di Provinsi Jawa Tengah, 2016-2019 235 <i>Percentage of Poor People by Regency/Municipality in Jawa Tengah Province, 2016-2019</i> 235 |
| 13.6 | Tingkat Pengangguran Terbuka dan Tingkat Partisipasi Angkatan Kerja (TPAK) Menurut Kabupaten/Kota di Provinsi Jawa Tengah, 2017-2019..... 236 <i>Unemployment Rate (UR) and Labour Force Participation Rate (LFPR) by Regency/Municipality in Jawa Tengah Province, 2017-2019</i> 236 |
| 13.7 | Jumlah Penduduk Berumur 15 Tahun Keatas Menurut Kabupaten/ Kota dan Jenis Kegiatan Selama Seminggu yang Lalu di Provinsi Jawa Tengah, 2019 237 <i>Number of Population Aged 15 Years and Over by Regency/ Municipality and Type of Activity During Previous Week in Jawa Tengah Province, 2019</i> 237 |

DAFTAR GAMBAR/LIST OF FIGURES

| | | Halaman Page |
|------|--|-----------------|
| 1.1 | Luas Daerah menurut Kecamatan (%), 2019..... <i>Area of Subdistrict (%), 2019</i> | 4 4 |
| 2.1 | Jumlah Pegawai Negeri Sipil Menurut Jenis Kelamin, Desember 2018 dan Desember 2019 | 11 11 |
| | Number of Civil Servants by Sex, Desember 2018 and Desember 2019..... | 11 11 |
| 3.1 | Penduduk Berdasarkan Jenis Kelamin (%), 2019..... <i>Population by Sex (%), 2019</i> | 34 34 |
| 4.1 | Jumlah Puskesmas dan Puskesmas Pembantu, 2014-2018-2019..... <i>Number of Public Health Center and Subsidiary of Public Health Center, 2014-2018-2019</i> | 49 49 |
| 6.1 | Jumlah Pelanggan Listrik Berdasarkan Cabang, 2019..... <i>Number of Electricity Customers by Branch, 2019</i> | 168 164 |
| 8.1 | Panjang jalan Menurut Tingkat Kewenangan Pemerintahan di Kabupaten Klaten (Km), 2019..... <i>Length of Roads by Level of Government Authority in Klaten Regency (Km), 2019</i> | 187 187 |
| 12.1 | Distribusi Persentase PDRB Seri 2010 menurut Lapangan Usaha, 2019..... <i>Percentage Distribution of GRDP at Current Market Price by Industry 2019</i> | 219 219 |
| 13.1 | Jumlah Penduduk Menurut Kabupaten/Kota di Provinsi Jawa Tengah, 2019..... <i>Population by Regency/Municipality in Jawa Tengah Province, 2019</i> | 230 230 |

PENJELASAN UMUM/EXPLANATORY NOTES

Tanda-tanda, satuan-satuan, dan lain-lainnya yang digunakan dalam publikasi ini adalah sebagai berikut:

Symbols, measurement units, and acronyms which are used in this publication, are as follows:

1. TANDA-TANDA/SYMBOLS

| | |
|---|-------|
| Data tidak tersedia/Data not available | : ... |
| Tidak ada atau nol /Null or zero | : - |
| Data dapat diabaikan/Data negligible | : 0 |
| Tanda decimal/Decimal point | : , |
| Data tidak dapat ditampilkan/Not applicable | : NA |
| Angka estimasi/Estimated figures | : e |
| Angka diperbaiki/Revised figures | : r |
| Angka sementara/Preliminary figures | : x |
| Angka sangat sementara/Very preliminary figures | : xx |
| Angka sangat sangat sementara/Very very preliminary figures | : xxx |

2. SATUAN/UNITS

| | |
|--|---|
| barel/barrel | : 158,99 liter/litres = 1/6,2898 m ³ |
| hektar (ha)/hectare (ha) | : 10 000 m ² |
| kilometer (km)/kilometres (km) | : 1 000 meter/meters (m) |
| knot/knot | : 1,8523 km/jam (km/hour) |
| kuintal/quintal | : 100 kg |
| KWh | : 1 000 Watt hour |
| MWh | : 1 000 KWh |
| liter (untuk beras)/litre (for rice) | : 0,80 kg |
| MMSCF | : 1/35,3 m ³ |
| metrik ton (m.ton)/metric ton (m. ton) | : 0,98421 long ton = 1 000 kg |
| ons/ounce | : 28,31 gram/grams |
| ton | : 1 000 kg |

Satuan lain: buah, dus, butir, helai/lembar, kaleng, batang, pulsa, ton kilometer (ton-km), jam, menit, persen (%).

Other units: unit, pack, pieces, sheet, tin, pulse, ton-kilometres(ton-km), hour, minute, percent (%).

Perbedaan angka di belakang koma disebabkan oleh pembulatan angka.

The difference in decimal numbers is caused by rounding.

DAFTAR SINGKATAN/ LIST OF ABBREVIATIONS

| | |
|-----------|--|
| SI | : Stasiun Iklim |
| SIMPK | : Stasiun Meteorologi Pertanian Khusus |
| t.t | : Tempat tidur |
| BCG | : Bacillus Calmette Guerin |
| DPT | : Difteri, Pertusis, Tetanus |
| TT | : Tetanus Toxoid |
| IOT | : Industri Obat Tradisional/ <i>Traditional Medicine Industry</i> |
| IKOT | : Industri Kecil Obat Tradisional/ <i>Traditional Medicine Small</i> |
| Alkes | : Alat kesehatan/ <i>Health Kits</i> |
| PKRT | : Perbekalan Kesehatan Rumah tangga/ <i>Household Health Logistics</i> |
| Kompl | : Komplemen/ <i>Complement</i> |
| IRTP | : Industri Pangan Produksi Rumah Tangga/ <i>Foods Home Industry</i> |
| PBF | : Pedagang Besar Farmasi/ <i>Pharmacy Whole-seller</i> |
| GFK | : Gudang Farmasi Kab/Kota/Regency/ <i>Municipality Pharmacy Warehouse</i> |
| RB | : Rumah Bersalin/ <i>Delivery House</i> |
| Pustu | : Puskesmas pembantu/ <i>Auxiliary Public Health Center</i> |
| BP | : Balai Pengobatan/ <i>Polyclinic</i> |
| TPS | : Tempat Pembuangan Sementara / <i>landfill</i> |
| Jamkesmas | : Jaminan kesehatan masyarakat miskin/ <i>Poor public health insurance</i> |
| PJKMU | : Program Jaminan Kesehatan Masyarakat Umum |
| SIUP | : Surat Ijin Usaha Perdagangan/ <i>Trading Permission Letter</i> |
| TDP | : Tanda Daftar Perusahaan/ <i>Company Registration Identity</i> |
| API | : Angka Pengenal Importir/ <i>Importer's Identity Number</i> |

Statistik Kunci, 2017–2019 Key Statistics, 2017–2019

| Rincian/Description | Satuan/Unit | 2017 | 2018 | 2019 |
|--|------------------------------------|-----------------------|------------------------|------------------------|
| (1) | (2) | (3) | (4) | (5) |
| SOSIAL/SOCIAL | | | | |
| Penduduk ¹ /Population ¹ | juta/million | 261,9 | 265,0 | 265,0 |
| Laju Pertumbuhan Penduduk ¹ /Population Growth ¹ | % | 1,23 | 1,19 | 1,19 |
| Angka Harapan Hidup ^{1-e} /Life Expectancy Rate ¹ | tahun/years | 71,1 | 71,2 | 71,2 |
| Angka Melek Huruf Usia 15+ /Literacy Rate Aged 15+ | % | 95,5 | 95,7 | 95,7 |
| Tingkat Partisipasi Angkatan Kerja -TPAK ^{2,3} Labour Force Participation Rate-LFPR ^{2,3} | % | 66,7 | 67,3 | 67,3 |
| Tingkat Pengangguran Terbuka-TPT ² Unemployment Rate-UR ² | % | 5,5 ⁴ | 5,3 ⁴ | 5,3 ⁴ |
| Penduduk Miskin ⁵ /Poor People ⁴ | juta/million | 27,8 | 25,9 | 25,9 |
| Persentase Penduduk Miskin ⁴ Percentage of Poor People ⁴ | % | 10,6 | 9,8 | 9,8 |
| Indeks Pembangunan Manusia-IPM ⁵ Human Development Index ⁵ | – | 70,8 | 71,4 | 71,4 |
| EKONOMI/ECONOMIC | | | | |
| Produk Domestik Regional Bruto (PDRB) Harga Berlaku ⁶ Gross Regional Domestic Bruto (GRDP) at Current Price ⁶ | triliun rupiah trillion rupiahs | 13 587,2 ^x | 14 837,4 ^{xx} | 14 837,4 ^{xx} |
| Laju Pertumbuhan Ekonomi ⁸ /Economic Growth ⁷ | % | 5,1 ^x | 5,2 ^{xx} | 5,2 ^{xx} |
| PDRB Per Kapita Harga Berlaku ^{6,8} Per Capita of GRDP at Current Price ^{6,8} | juta rupiah million rupiahs | 51,9 ^x | 56,0 ^{xx} | 56,0 ^{xx} |

- Catatan/Notes: ¹ Hasil proyeksi penduduk Indonesia 2010–2035 (pertengahan tahun/Juni)/The result of Indonesia population prjection 2010–2035 (mid year/June)
- ² Kondisi Agustus/Condition at August
- ³ Menggunakan penimbang hasil proyeksi penduduk tahun 2010–2035/Weighted by the 2010–2035 population projection
- ⁴ Kondisi Maret/Condition at March
- ⁵ Sejak tahun 2010, IPM dihitung dengan metode baru. Komponen IPM metode baru adalah angka harapan hidup saat lahir, harapan lama sekolah, rata-rata lama sekolah, dan pengeluaran per kapita/Since 2010, HDI was calculated using new method. New HDI component are life expectancy at birth, expected years of schooling, means years of schooling, and expenditure per capita
- ⁶ Mulai tahun 2010 mengadopsi System of National Account 2008 (SNA 2008)/Since 2010 is in line with System of National Account 2008 (SNA 2008)
- ⁷ Menggunakan tahun dasar 2010 (2010=100)/Using 2010 base year (2010=100)
- ⁸ Menggunakan proyeksi penduduk berdasarkan hasil SP2010/Using population projection based on SP2010

GEOGRAFI DAN IKLIM

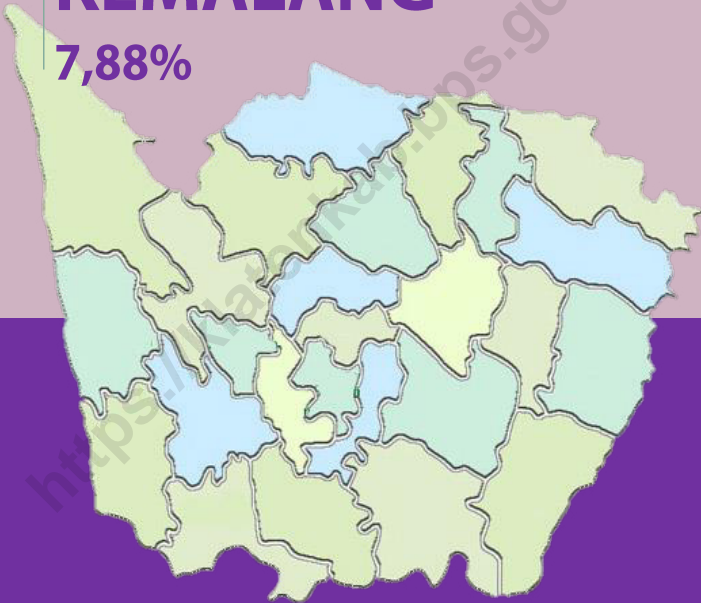
2019

GEOGRAPHY AND CLIMATE

Kecamatan **TerLUAS** **KEMALANG**

7,88%

1



Luas Kabupaten **Klaten**

655,56 km²

PENJELASAN TEKNIS

1. Secara astronomis, Kabupaten Klaten terletak antara 7°32'19" dan 7°48'33" Lintang Selatan dan antara 110°26'14" dan 110°47'51" Bujur Timur.
2. Berdasarkan posisi geografisnya, Kabupaten Klaten memiliki batas-batas: Utara - Kabupaten Boyolali; Timur - Kabupaten Sukoharjo; Selatan - Kabupaten Gunung Kidul (Provinsi Daerah Istimewa Yogyakarta); Barat - Kabupaten Sleman (Provinsi Daerah Istimewa Yogyakarta).
3. Wilayah Kabupaten Klaten terbagi atas tiga dataran: Utara - Dataran Lereng Gunung Merapi; Timur - Membujur dataran rendah; Selatan -Dataran gunung kapur.
4. Kabupaten Klaten mempunyai luas wilayah sebesar 65 556 Ha. Kecamatan Kemalang merupakan kecamatan dengan persentase wilayah paling luas.

TECHNICAL NOTES

1. *Astronomically Klaten Regency is located between 7°32'19" dan 7°48'33" South Latitude and between 110°26'14" dan 110°47'51" East Longitude.*
2. *In terms of geographic location, Klaten Regency has boundaries as follow: North – Boyolali Regency; East – Sukoharjo Regency; South - Gunung Kidul Regency (Daerah Istimewa Yogyakarta Province); West - Sleman Regency (Daerah Istimewa Yogyakarta Province).*
3. *Klaten Regency area separated by three lands: North – Merapi Mountain Plain; East – lowland area; South – Slake Lime Mountain Plain.*
4. *Klaten Regency has 65 556 Ha an areas. Kemalang Sub District is sub district which has the widest area.*

1.1 KEADAAN GEOGRAFI GEOGRAPHY CONDITION

Tabel
Table 1.1.1 Luas Daerah dan Jumlah Pulau Menurut Kecamatan,
2019
Total Area and Number of Islands by Subdistrict, 2019

| Kecamatan Subdistrict | Ibukota Kecamatan Capital of Subdistrict | Luas Total Area (km ² /sq.km) |
|--------------------------|---|--|
| (1) | (2) | (3) |
| 01 Prambanan | Prambanan | 24.43 |
| 02 Gantiwarno | Gantiwarno | 25.64 |
| 03 Wedi | Wedi | 24.38 |
| 04 Bayat | Bayat | 39.43 |
| 05 Cawas | Desa Barepan | 34.47 |
| 06 Trucuk | Desa Kradenan | 33.81 |
| 07 Kalikotes | Kalikotes | 12.98 |
| 08 Kebonarum | Kebonarum | 9.67 |
| 09 Jogonalan | Jogonalan | 26.70 |
| 10 Manisrenggo | Manisrenggo | 26.96 |
| 11 Karangnongko | Karangnongko | 26.74 |
| 12 Ngawen | Ngawen | 16.99 |
| 13 Ceper | Ceper | 24.44 |
| 14 Pedan | Pedan | 19.17 |
| 15 Karangdowo | Karangdowo | 29.23 |
| 16 Juwiring | Juwiring | 18.77 |
| 17 Wonosari | Wonosari | 31.14 |
| 18 Delanggu | Delanggu | 18.77 |
| 19 Polanharjo | Polanharjo | 23.84 |
| 20 Desa Pluneng | Desa Pluneng | 24.06 |
| 21 Tulung | Tulung | 32.00 |
| 22 Jatinom | Jatinom | 35.53 |
| 23 Kemalang | Kemalang | 51.66 |
| 24 Desa Jetis | Desa Jetis | 14.43 |
| 25 Klaten Tengah | Klaten Tengah | 8.92 |
| 26 Klaten Utara | Klaten Utara | 10.38 |
| Kabupaten Klaten | | 655.56 |

Lanjutan Tabel/*Continued Table 1.1.1*

| Kecamatan Subdistrict | Persentase terhadap Luas Provinsi Percentage to Province's Area | Jumlah Pulau Number of Islands |
|--------------------------|--|-----------------------------------|
| (1) | (4) | (5) |
| 01 Prambanan | 3.73 | 0 |
| 02 Gantiwarno | 3.91 | 0 |
| 03 Wedi | 3.72 | 0 |
| 04 Bayat | 6.01 | 0 |
| 05 Cawas | 5.26 | 0 |
| 06 Trucuk | 5.16 | 0 |
| 07 Kalikotes | 1.98 | 0 |
| 08 Kebonarum | 1.48 | 0 |
| 09 Jogonalan | 4.07 | 0 |
| 10 Manisrenggo | 4.11 | 0 |
| 11 Karangnongko | 4.08 | 0 |
| 12 Ngawen | 2.59 | 0 |
| 13 Ceper | 3.73 | 0 |
| 14 Pedan | 2.92 | 0 |
| 15 Karangdowo | 4.46 | 0 |
| 16 Juwiring | 2.86 | 0 |
| 17 Wonosari | 4.75 | 0 |
| 18 Delanggu | 2.86 | 0 |
| 19 Polanharjo | 3.64 | 0 |
| 20 Karanganom | 3.67 | 0 |
| 21 Tulung | 4.88 | 0 |
| 22 Jatinom | 5.42 | 0 |
| 23 Kemalang | 7.88 | 0 |
| 24 Klaten Selatan | 2.20 | 0 |
| 25 Klaten Tengah | 1.36 | 0 |
| 26 Klaten Utara | 1.58 | 0 |
| Kabupaten Klaten | 100 | 0 |

1.2 IKLIM CLIMATE

Tabel
Table 1.2.1

Banyaknya Curah Hujan Menurut Kecamatan dan Bulan, 2019

The Amount of Rainfalls by Subdistrict and Month, 2019

| Kecamatan Subdistrict | Stasiun Station | Januari January | Februari February | Maret March | April April | Mei May | Juni June |
|--------------------------|--------------------|--------------------|----------------------|----------------|----------------|------------|--------------|
| (1) | (2) | (3) | (4) | (5) | (6) | (7) | (8) |
| 01 Prambanan | Prambanan | 326 | 239 | 514 | 87 | 19 | - |
| | Candisewu | 368 | 306 | 581 | 104 | 21 | - |
| | Kemudo | 305 | 319 | 579 | 88 | 18 | - |
| | Nigelo | 310 | 231 | 472 | 89 | 10 | - |
| 02 Gantiwarno | Gantiwarno | 537 | 291 | 355 | 96 | 71 | - |
| | Tambongan | 538 | 298 | 347 | 99 | 70 | - |
| 03 Wedi | Gempol | 323 | 381 | 560 | 278 | 83 | - |
| | Wedi | 334 | 375 | 507 | 243 | 82 | - |
| 04 Bayat | Jombor | 348 | 253 | 511 | 147 | 14 | - |
| 05 Cawas | Bawak | 268 | 248 | 426 | 84 | 37 | - |
| | Kalijaran | 258 | 229 | 420 | 67 | 31 | - |
| 06 Trucuk | Trucuk | 341 | 191 | 449 | 131 | 8 | - |
| | Plangan | 270 | 189 | 403 | 117 | 41 | - |
| | Mlese | 313 | 242 | 343 | 74 | 56 | - |
| 07 Kalikotes | Demangan | 369,5 | 251 | 457 | 106 | 24 | - |
| 08 Kebonarum | Kebonarum | 725 | 308 | 567 | 227 | 80 | - |
| 09 Jogonalan | Jogonalan | 537 | 297 | 612 | 129 | 59 | - |
| | Gondang | 252 | 335 | 533 | 160 | 46 | - |
| 10 Manisrenggo | Manisrenggo | 496 | 285 | 526 | 106 | 45 | - |
| | Genengsari | 633 | 547 | 672 | 97 | 81 | - |
| | Woro | 605 | 334 | 703 | 138 | 72 | - |
| 11 Karangnongko | Karangnongko | 521 | 263 | 575 | 252 | 67 | - |
| 12 Ngawen | Ngupit | 479 | 167 | 495 | 212 | 59 | - |
| 13 Cepher | Cepher PG | 453 | 210 | 500 | 127 | 55 | - |
| 14 Pedan | Pedan/Beji | 513 | 211 | 408 | 129 | 29 | - |
| 15 Karangdowo | Karangdowo | 268 | 230 | 508 | 139 | 30 | - |
| 16 Juwiring | Bagor | 436 | 237 | 496 | 139 | 35 | - |
| | Bogem/Kenaiban | 440 | 242 | 498 | 139 | 33 | - |
| 17 Wonosari | Tegalduwur | 453 | 261 | 417 | 114 | 30 | - |
| | Trip | 429 | 252 | 391 | 118 | 37 | - |
| | BD Joban | 407 | 220 | 401 | 112 | 29 | - |
| 18 Delanggu | Delanggu PS | 432 | 242 | 509 | 156 | 38 | - |
| | Wanti BD/DLG | 451 | 237 | 501 | 153 | 37 | - |
| 19 Polanharjo | Pundung | 403 | 166 | 262 | 135 | 2 | - |
| | Ponggok PG | 469 | 219 | 334 | 235 | 2 | - |
| 20 Karanganom | Karanganom | 533 | 208 | 419 | 293 | 10 | - |
| 21 Tulung | Satrian | 547 | 182 | 369 | 232 | 2 | - |
| | Cokro Tulung | 391 | 370 | 334 | 203 | - | - |
| 22 Jatimom | Gedaren | 463 | 150 | 450 | 253 | 1 | - |
| 23 Kemalang | Surowono | 312 | 84 | 277 | 92 | 10 | - |
| 24 Klaten Selatan | Gayamsari | 521 | 311 | 569 | 250 | 34 | - |
| 25 Klaten Tengah | Klaten KBB | 486 | 112 | 464 | 190 | 34 | - |
| 26 Klaten Utara | Ketandan | 401 | 81 | 381 | 134 | 47 | - |

Lanjutan Tabel/Continued Table 1.2.1

| Kecamatan Subdistrict | Stasiun Station | Juli July | Agustus August | September September | Oktober October | November November | Desember December |
|--------------------------|--------------------|--------------|-------------------|------------------------|--------------------|----------------------|----------------------|
| (1) | (2) | (3) | (4) | (5) | (6) | (7) | (8) |
| 01 Prambanan | Prambanan | - | - | - | - | 3 | 238 |
| | Candisewu | - | - | - | - | 5 | 272 |
| | Kemudo | - | - | - | - | 2 | 230 |
| | Nigelo | - | - | - | - | 4 | 232 |
| 02 Gantiwarno | Gantiwarno | - | - | - | - | 10 | 444 |
| | Tambongan | - | - | - | - | 10 | 443 |
| 03 Wedi | Gempol | - | - | - | - | 11 | 332 |
| | Wedi | - | - | - | - | 11 | 301 |
| 04 Bayat | Jombor | - | - | - | - | - | 341 |
| 05 Cawas | Bawak | - | - | - | - | 2 | 392 |
| | Kalijaran | - | - | - | - | 2 | 395 |
| 06 Trucuk | Trucuk | - | - | - | - | 24 | 476 |
| | Plangan | - | - | - | - | - | 360 |
| | Mlese | - | - | - | - | - | 322 |
| 07 Kalikotes | Demangan | - | - | - | - | 8 | 385 |
| 08 Kebonarum | Kebonarum | - | - | - | - | 10 | 420 |
| 09 Jogonalan | Jogonalan | - | - | - | - | 6 | 365 |
| | Gondang | - | - | - | - | 9 | 379 |
| 10 Manisrenggo | Manisrenggo | - | - | - | - | 12 | 259 |
| | Genesari | - | - | - | - | 39 | 320 |
| | Woro | - | - | - | - | 20 | 384 |
| 11 Karangnongko | Karangnongko | - | - | - | - | 18 | 344 |
| 12 Ngawen | Nyupit | - | - | - | - | 22 | 531 |
| 13 Cepher | Cepher PG | - | - | - | - | 47 | 359 |
| 14 Pedan | Pedan/Beji | - | - | - | - | 2 | 364 |
| 15 Karangdowo | Karangdowo | - | - | - | - | 9 | 415 |
| 16 Juwiring | Bagor | - | - | - | - | 44 | 383 |
| | Bogem/Kenababan | - | - | - | - | 47 | 383 |
| 17 Wonosari | Tegalduwur | - | - | - | - | 73 | 422 |
| | Tirip | - | - | - | - | 56 | 466 |
| | BD Jaban | - | - | - | - | 58 | 399 |
| 18 Delanggu | Delanggu PS | - | - | - | - | 50 | 389 |
| | Wanti BD/DLG | - | - | - | 6 | 53 | 395 |
| 19 Polanharjo | Pundung | - | - | - | - | - | 252 |
| | Ponggok PG | - | - | - | - | - | 379 |
| 20 Karanganom | Karanganom | - | - | - | - | - | 536 |
| 21 Tulung | Satrian | - | - | - | - | - | 444 |
| | Cokro Tulung | - | - | - | - | 23 | 298 |
| 22 Jatinom | Gedaren | - | - | - | - | 20 | 442 |
| 23 Kemalang | Surowono | - | - | - | - | 3 | 216 |
| 24 Klaten Selatan | Gayamsari | - | - | - | - | 11 | 407 |
| 25 Klaten Tengah | Klaten KBB | - | - | - | - | 17 | 454 |
| 26 Klaten Utara | Ketandan | - | - | - | 2 | 43 | 469 |

Catatan/Note:
Sumber/Source:

...
Dinas Pekerjaan Umum dan Penataan Ruang Kabupaten Klaten/ Public Works office and Space Arrangement of Klaten Regency


2019

PEMERINTAHAN

GOVERNMENT



Jumlah Anggota DPRD



26


Kecamatan

401

Desa/Kelurahan

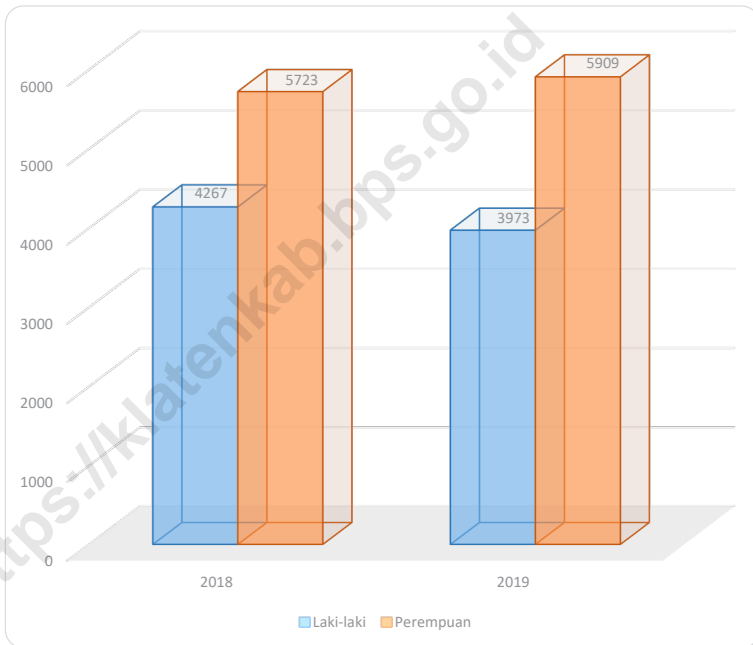


Jumlah PNS



Gambar 2.1
Figures

**Jumlah Pegawai Negeri Sipil Menurut Jenis Kelamin,
Desember 2018 dan Desember 2019**
**Number of Civil Servants by Sex, Desember 2018 and
Desember 2019**



Sumber/Source : Badan Kepegawaian, Pendidikan, dan Pelatihan Daerah Kabupaten Klaten/*Civil Servants, Educations, and Training of Klaten Regency*

2.1 WILAYAH ADMINISTRATIF ADMINISTRATIVE AREA

Tabel 2.1.1 Jumlah Desa¹/Kelurahan Menurut Kecamatan 2015–2019
Table Number of Villages¹/Kelurahan by Subdistrict, 2015–2019

| Kecamatan Subdistrict | 2015 | 2016 | 2017 | 2018 | 2019 |
|--------------------------|------------|------------|------------|------------|------------|
| (1) | (2) | (3) | (4) | (5) | (6) |
| 01 Prambanan | 16 | 16 | 16 | 16 | 16 |
| 02 Gantiwarno | 16 | 16 | 16 | 16 | 16 |
| 03 Wedi | 19 | 19 | 19 | 19 | 19 |
| 04 Bayat | 18 | 18 | 18 | 18 | 18 |
| 05 Cawas | 20 | 20 | 20 | 20 | 20 |
| 06 Trucuk | 18 | 18 | 18 | 18 | 18 |
| 07 Kalikotes | 7 | 7 | 7 | 7 | 7 |
| 08 Kebonarum | 7 | 7 | 7 | 7 | 7 |
| 09 Jogonalan | 18 | 18 | 18 | 18 | 18 |
| 10 Manisrenggo | 16 | 16 | 16 | 16 | 16 |
| 11 Karangnongko | 14 | 14 | 14 | 14 | 14 |
| 12 Ngawen | 13 | 13 | 13 | 13 | 13 |
| 13 Ceper | 18 | 18 | 18 | 18 | 18 |
| 14 Pedan | 14 | 14 | 14 | 14 | 14 |
| 15 Karangdowo | 19 | 19 | 19 | 19 | 19 |
| 16 Juwiring | 19 | 19 | 19 | 19 | 19 |
| 17 Wonosari | 18 | 18 | 18 | 18 | 18 |
| 18 Delanggu | 16 | 16 | 16 | 16 | 16 |
| 19 Polanharjo | 18 | 18 | 18 | 18 | 18 |
| 20 Karanganom | 19 | 19 | 19 | 19 | 19 |
| 21 Tulung | 18 | 18 | 18 | 18 | 18 |
| 22 Jatinom | 18 | 18 | 18 | 18 | 18 |
| 23 Kemalang | 13 | 13 | 13 | 13 | 13 |
| 24 Klaten Selatan | 12 | 12 | 12 | 12 | 12 |
| 25 Klaten Tengah | 9 | 9 | 9 | 9 | 9 |
| 26 Klaten Utara | 8 | 8 | 8 | 8 | 8 |
| Kabupaten Klaten | 401 | 401 | 401 | 401 | 401 |

Catatan/Note:

¹ Termasuk Unit Permukiman Transmigrasi (UPT)/Include Transmigration Settlement Unit

Sumber/Source:

Peraturan Kepala Badan Pusat Statistik Nomor 29 Tahun 2018 Tanggal 15 Januari 2018 tentang Perubahan Atas Peraturan Kepala Badan Pusat Statistik Nomor 55 Tahun 2017 tentang Kode dan Nama Wilayah Kerja Statistik Tahun 2017

Chief Statistician Regulation Number 29/2018, January 15 2018, as a revision of Chief Statistician Regulation Number 55 of 2017 on Code and Name of Regional Level of Data Collection

Tabel
Table 2.1.1**Jumlah RT, RW, dan LPMK/LPMD, 2019**
Number of RT, RW, and LPMK/LPMD, 2019

| Kecamatan Subdistrict | RT | RW | LPMK/LPMD |
|--------------------------|-----|-----|-----------|
| (1) | (2) | (3) | (4) |
| 01 Prambanan | 356 | 134 | 16 |
| 02 Gantiwarno | 306 | 127 | 16 |
| 03 Wedi | 448 | 189 | 19 |
| 04 Bayat | 460 | 164 | 18 |
| 05 Cawas | 499 | 208 | 20 |
| 06 Trucuk | 487 | 197 | 18 |
| 07 Kalikotes | 290 | 94 | 7 |
| 08 Kebonarum | 171 | 70 | 7 |
| 09 Jogonalan | 448 | 206 | 18 |
| 10 Manisrenggo | 434 | 171 | 16 |
| 11 Karangnongko | 332 | 142 | 14 |
| 12 Ngawen | 334 | 125 | 13 |
| 13 Ceper | 471 | 166 | 18 |
| 14 Pedan | 407 | 143 | 14 |
| 15 Karangdowo | 376 | 151 | 19 |
| 16 Juwiring | 402 | 149 | 19 |
| 17 Wonosari | 375 | 138 | 18 |
| 18 Delanggu | 338 | 110 | 16 |
| 19 Polanharjo | 253 | 109 | 18 |
| 20 Karanganom | 292 | 137 | 19 |
| 21 Tulung | 355 | 142 | 18 |
| 22 Jatinom | 489 | 181 | 18 |
| 23 Kemalang | 314 | 110 | 13 |
| 24 Klaten Selatan | 338 | 131 | 12 |
| 25 Klaten Tengah | 331 | 100 | 9 |
| 26 Klaten Utara | 287 | 95 | 8 |
| Kabupaten Klaten | | | |

Catatan/Note:

...

Sumber/Source: Badan Pemberdayaan Masyarakat Desa Kabupaten Klaten/Community Empowerment Board of Klaten Regency

2.2 PEMILIHAN UMUM GENERAL ELECTION

Tabel 2.2.1 **Anggota DPRD Hasil Pemilu 2019 Menurut Partai Politik dan Jenis Kelamin, 2019**
The Local House of Representative's Members of Electoral Election 2019 Result by Political Party and Sex, 2019

| Partai Politik <i>Political Party</i> | Laki-laki <i>Male</i> | Perempuan <i>Female</i> | Jumlah <i>Total</i> |
|--|--------------------------|----------------------------|------------------------|
| (1) | (2) | (3) | (4) |
| 1 Partai Demokrasi Indonesia Perjuangan (PDIP) | 14 | 5 | 19 |
| 2 Partai Golongan Karya (GOLKAR) | 6 | 1 | 7 |
| 3 Partai Keadilan Sejahtera (PKS) | 5 | - | 5 |
| 4 Partai Gerakan Indonesia Raya (GERINDRA) | 4 | 1 | 5 |
| 5 Partai Kebangkitan Bangsa (PKB) | 4 | - | 4 |
| 6 Partai Amanat Nasional (PAN) | 4 | - | 4 |
| 7 Demokrat Pembangunan Nasional (DPN) | 5 | 1 | 6 |
| Kabupaten Klaten | 42 | 8 | 50 |

Catatan/Note: ...

Sumber/Source: Sekretariat Dewan Perwakilan Rakyat Daerah Kabupaten Klaten/*Sekretariat for The Local House Representative of Klaten Regency*

Tabel
Table 2.2.2

Anggota DPRD Hasil Pemilu 2019 Menurut Partai Politik dan Kecamatan, 2019
The Local House of Representative's Members of Electoral Election 2019 Result by Political Party and Sub District, 2019

| Kecamatan Sub District | Partai Politik/Political Party | | | | | | | JUMLAH |
|---------------------------|--------------------------------|----------|----------|----------|----------|----------|----------|-----------|
| | PDIP | GOLKAR | PKS | GERINDRA | PKB | PAN | DPN | |
| (1) | (2) | (3) | (4) | (5) | (6) | (7) | (8) | (9) |
| 01 Prambanan | - | - | 1 | - | - | - | - | 1 |
| 02 Gantiwarno | - | 1 | - | - | - | - | 1 | 2 |
| 03 Wedi | - | - | - | - | - | - | 1 | 1 |
| 04 Bayat | 1 | - | 1 | - | - | - | 1 | 3 |
| 05 Cawas | 1 | - | - | 1 | - | - | - | 2 |
| 06 Trucuk | 3 | 1 | - | - | - | - | - | 4 |
| 07 Kalikotes | - | - | - | 1 | - | - | - | 1 |
| 08 Kebonarum | - | - | - | - | - | 1 | - | 1 |
| 09 Jogonalan | 1 | - | - | 1 | - | - | - | 2 |
| 10 Manisrenggo | 1 | 1 | - | - | 1 | - | - | 3 |
| 11 Karangnongko | - | - | - | - | - | - | - | - |
| 12 Ngawen | - | - | 1 | - | 1 | 1 | - | 3 |
| 13 Ceper | 1 | - | - | 1 | - | - | - | 2 |
| 14 Pedan | 1 | - | - | - | 1 | - | - | 2 |
| 15 Karangdowo | - | - | - | - | - | 1 | - | 1 |
| 16 Juwiring | - | - | - | - | 1 | - | 1 | 2 |
| 17 Wonosari | 1 | 1 | - | - | - | - | - | 2 |
| 18 Delanggu | 1 | - | 1 | 1 | - | - | - | 3 |
| 19 Polanharjo | - | 1 | - | - | - | - | - | 1 |
| 20 Karanganyam | 1 | - | - | - | - | - | - | 1 |
| 21 Tulung | - | 1 | - | - | - | - | - | 1 |
| 22 Jatinom | 2 | - | - | - | - | 1 | 1 | 4 |
| 23 Kemalang | 1 | - | - | - | - | - | - | 1 |
| 24 Klaten Selatan | 2 | - | - | - | - | - | - | 2 |
| 25 Klaten Tengah | 2 | 1 | 1 | - | - | - | 1 | 5 |
| 26 Klaten Utara | - | - | - | - | - | - | - | - |
| Kabupaten Klaten | 19 | 7 | 5 | 5 | 4 | 4 | 6 | 50 |

Catatan/Note:

...

Sumber/Source: Sekretariat Dewan Perwakilan Rakyat Daerah Kabupaten Klaten/ Sekretariat Sekretariat for The Local House of Representative of Klaten Regency

Tabel
Table 2.2.3

Keputusan DPRD Menurut Jenisnya, 2017-2019
Decision for The Local House of Representative by Type, 2017-2019

| Jenis Keputusan <i>Types of Decision</i> | Tahun | | |
|---|------------|------------|-----------|
| | 2017 | 2018 | 2019 |
| (1) | (2) | (3) | (4) |
| 1 Perda/Local Regulation | 27 | 30 | 25 |
| 2 Keputusan DPRD/Decision | 38 | 47 | 39 |
| 3 Keputusan Pimpinan | 18 | 10 | 4 |
| 4 Keputusan Panitia Anggaran | 8 | 8 | 6 |
| 5 Keputusan Panitia Musyawarah | 17 | 12 | 10 |
| Kabupaten Klaten | 108 | 107 | 84 |

Catatan/Note: ...

Sumber/Source: Sekretariat Dewan Perwakilan Rakyat Daerah Kabupaten Klaten/*Sekretariat for The Local House of Representative of Klaten Regency*

Tabel
Table 2.2.4

Rapat dan Kunjungan DPRD Menurut Panitia, 2019
The House of Representative's Meeting and Visitting by Committee, 2019

| Panitia Committee | Rapat Meeting | Kunjungan Visitting | Lain-lain Others |
|--------------------------------------|--------------------------|--------------------------------|-----------------------------|
| (1) | (2) | (3) | (4) |
| 1 Panitia Anggaran | 12 | 9 | - |
| 2 Panitia Musyawarah | 12 | 9 | - |
| 3 Panitia Khusus | 41 | 40 | - |
| 4 Pimpinan Dewan dan Pimpinan Fraksi | 9 | 30 | - |
| 5 Pimpinan Dewan dan Pimpinan Komisi | 9 | - | - |
| Kabupaten Klaten | 83 | 88 | - |

Catatan/Note: ...

Sumber/Source: Sekretariat Dewan Perwakilan Rakyat Daerah Kabupaten Klaten/*Sekretariat for The Local House of Representative of Klaten Regency*

Tabel
Table 2.2.5

Sidang DPRD Menurut Bulan dan Jenisnya, 2019
The House of Representative's Meeting by Month and Type, 2019

| Bulan Month | Jenis/Types | | | | Jumlah |
|-------------------------|-------------|--------------|-----------|-----------|------------|
| | Anggaran | Musyawaharah | Khusus | Komisi | |
| (1) | (2) | (3) | (4) | (5) | (6) |
| Januari/January | - | 1 | 6 | 4 | 11 |
| Februari/February | - | 1 | 4 | 4 | 9 |
| Maret/March | - | 1 | 6 | 4 | 11 |
| April/April | - | 1 | 3 | 6 | 10 |
| Mei/May | - | 1 | 2 | 4 | 7 |
| Juni/June | 4 | 1 | 2 | 8 | 15 |
| Juli/July | 4 | 1 | 7 | - | 12 |
| Agustus/August | 1 | 1 | - | - | 2 |
| September/September | - | 1 | - | - | 1 |
| Oktober/October | 4 | 1 | - | 4 | 9 |
| November/November | 2 | 1 | 3 | 8 | 14 |
| Desember/December | - | 1 | 3 | 6 | 10 |
| Kabupaten Klaten | 15 | 12 | 36 | 48 | 111 |

Catatan/Note: ...

Sumber/Source: Sekretariat Dewan Perwakilan Rakyat Daerah Kabupaten Klaten/Sekretariat for The Local House of Representative of Klaten Regency

Tabel
Table 2.2.6

Jumlah Peraturan Menurut Bulan, 2019
Regulations by Month, 2019

| Bulan Month | Peraturan Daerah | | Peraturan Bupati |
|-------------------------|------------------|------------|------------------|
| | Disetujui | Ditetapkan | |
| (1) | (2) | (3) | (4) |
| Januari/January | 2 | ... | ... |
| Februari/February | - | ... | ... |
| Maret/March | 4 | ... | ... |
| April/April | - | ... | ... |
| Mei/May | 4 | ... | ... |
| Juni/June | - | ... | ... |
| Juli/July | 3 | ... | ... |
| Agustus/August | - | ... | ... |
| September/September | - | ... | ... |
| Oktober/October | - | ... | ... |
| November/November | - | ... | ... |
| Desember/December | 2 | ... | ... |
| Kabupaten Klaten | 15 | ... | ... |

Catatan/Note: ...

Sumber/Source: Sekretariat Dewan Perwakilan Rakyat Daerah Kabupaten Klaten/Sekretariat for The Local House of Representative of Klaten Regency

2.3 SUMBER DAYA MANUSIA

HUMAN RESOURCES

Tabel 2.3.1 Jumlah Pegawai Negeri Sipil Menurut Jabatan dan Jenis Kelamin, Desember 2018 dan Desember 2019
 Table Number of Civil Servants by Occupation and Sex, Desember 2018 and Desember 2019

| Jabatan <i>Occupation</i> | 2018 | | Jumlah <i>Total</i> |
|---|--------------------------|----------------------------|------------------------|
| | Laki-laki <i>Male</i> | Perempuan <i>Female</i> | |
| (1) | (2) | (3) | (4) |
| Fungsional Tertentu <i>Specific Functional</i> | 2 303 | 4 660 | 6 963 |
| Fungsional Umum <i>Staf General Functional</i> | 1 522 | 857 | 2 379 |
| Struktural/ <i>Structural</i> | 422 | 206 | 648 |
| Eselon V/5th Echelon | - | - | - |
| Eselon IV/4th Echelon | 293 | 177 | 470 |
| Eselon III/3rd Echelon | 124 | 27 | 151 |
| Eselon II/2nd Echelon | 25 | 2 | 27 |
| Eselon I/1st Echelon | - | - | - |
| Jumlah/Total | 4 267 | 5 723 | 9 990 |

Lanjutan Tabel/*Continued Table 2.3.1*

| Jabatan <i>Occupation</i> | 2019 | | Jumlah <i>Total</i> |
|---|--------------------------|----------------------------|------------------------|
| | Laki-laki <i>Male</i> | Perempuan <i>Female</i> | |
| (1) | (5) | (6) | (7) |
| Fungsional Tertentu <i>Specific Functional</i> | 1 333 | 735 | 2 068 |
| Fungsional Umum <i>Staf General Functional</i> | 2 212 | 4 941 | 7 153 |
| Struktural/ <i>Structural</i> | 428 | 233 | 661 |
| Eselon V/5th Echelon | - | - | - |
| Eselon IV/4th Echelon | 275 | 198 | 473 |
| Eselon III/3rd Echelon | 129 | 33 | 162 |
| Eselon II/2nd Echelon | 24 | 2 | 26 |
| Eselon I/1st Echelon | - | - | - |
| Jumlah/<i>Total</i> | 3 973 | 5 909 | 9 882 |

Catatan/*Note:*

...

Sumber/*Source:*Badan Kepegawaian, Pendidikan, dan Pelatihan Daerah Kabupaten Klaten/*Civil Servants, Educations, and Training of Klaten Regency*

Tabel
Table 2.3.2

Jumlah Pegawai Negeri Sipil Menurut Tingkat Pendidikan dan Jenis Kelamin Desember 2018 dan Desember 2019
Number of Civil Servants by Educational Level and Sex December 2018 and December 2019

| Tingkat Pendidikan Educational Level | 2018 | | |
|---|-------------------|---------------------|-----------------|
| | Laki-laki Male | Perempuan Female | Jumlah Total |
| (1) | (2) | (3) | (4) |
| Sampai dengan SD <i>Up to Primary School</i> | 69 | 2 | 71 |
| SMP/Sederajat <i>General Vocational Junior High School</i> | 215 | 10 | 225 |
| SMA/Sederajat <i>General/Vocational Senior High School</i> | 1 019 | 717 | 1 736 |
| Diploma I, II/Akta I, II <i>Diploma I, II/Akta I, II</i> | 322 | 457 | 779 |
| Diploma III/Akta III/Sarjana Muda <i>Diploma III/Akta III/Bachelor</i> | 158 | 576 | 734 |
| Tingkat Sarjana/Doktor/Ph.D <i>University Graduates</i> | 2 484 | 3 961 | 6 445 |
| Jumlah/Total | 4 267 | 5 723 | 9 990 |

Lanjutan Tabel/*Continued Table 2.3.2*

| Tingkat Pendidikan <i>Educational Level</i> | 2019 | | |
|---|--------------------------|----------------------------|------------------------|
| | Laki-laki <i>Male</i> | Perempuan <i>Female</i> | Jumlah <i>Total</i> |
| (1) | (2) | (3) | (4) |
| Sampai dengan SD <i>Up to Primary School</i> | 57 | 2 | 59 |
| SMP/Sederajat <i>General Vocational Junior High School</i> | 219 | 11 | 230 |
| SMA/Sederajat <i>General/Vocational Senior High School</i> | 901 | 629 | 1 530 |
| Diploma I, II/Akta I, II <i>Diploma I, II/Akta I, II</i> | 199 | 267 | 466 |
| Diploma III/Akta III/Sarjana Muda <i>Diploma III/Akta III/Bachelor</i> | 261 | 880 | 1 141 |
| Tingkat Sarjana/Doktor/Ph.D <i>University Graduates</i> | 2 336 | 4 120 | 6 456 |
| Jumlah/Total | 3 973 | 5 909 | 9 882 |

Catatan/Note: ...

Sumber/Source: Badan Kepegawaian, Pendidikan, dan Pelatihan Daerah Kabupaten Klaten/*Civil Servants, Educations, and Training of Klaten Regency*

Tabel
Table 2.3.3

**Jumlah Pegawai Negeri Sipil Menurut Tingkat
Kepangkatan dan Jenis Kelamin, Desember 2018 dan
Desember 2019**
*Number of Civil Servants by Hierarchy and Sex, December
2018 and December 2019*

| Pangkat/Golongan/Ruang Hierarchy | 2018 | | |
|-------------------------------------|-------------------|---------------------|-----------------|
| | Laki-laki Male | Perempuan Female | Jumlah Total |
| (1) | (2) | (3) | (4) |
| 1. I/A (Juru Muda) | - | - | - |
| 2. I/B (Juru Muda Tingkat I) | 2 | - | 2 |
| 3. I/C (Juru) | 70 | 1 | 71 |
| 4. I/D (Juru Tingkat I) | 96 | - | 96 |
| Golongan I/Range I | 169 | 1 | 169 |
| 5. II/A (Pengatur Muda) | 167 | 34 | 201 |
| 6. II/B (Pengatur Muda Tingkat I) | 339 | 83 | 422 |
| 7. II/C (Pengatur) | 259 | 257 | 516 |
| 8. II/D (Pengatur Tingkat I) | 89 | 236 | 325 |
| Golongan II/Range II | 854 | 610 | 1464 |
| 9. III/A (Penata Muda) | 296 | 871 | 1167 |
| 10. III/B (Penata Muda Tingkat I) | 537 | 827 | 1364 |
| 11. III/C (Penata) | 293 | 474 | 767 |
| 12. III/D (Penata Tingkat I) | 422 | 608 | 1030 |
| Golongan III/Range III | 1548 | 2780 | 4328 |
| 13. IV/A (Pembina) | 1413 | 1985 | 3398 |
| 14. IV/B (Pembina Tingkat I) | 245 | 328 | 573 |
| 15. IV/C (Pembina Utama Muda) | 35 | 17 | 52 |
| 16. IV/D (Pembina Utama Madya) | 4 | 2 | 6 |
| 17. IV/E (Pembina Utama) | - | - | - |
| Golongan IV/Range IV | 1697 | 2332 | 4029 |
| Jumlah/Total | 4267 | 5723 | 9990 |

Lanjutan Tabel/*Continued Table 2.3.3*

| Pangkat/Golongan/Ruang <i>Hierarchy</i> | 2019 | | |
|--|--------------------------|----------------------------|------------------------|
| | Laki-laki <i>Male</i> | Perempuan <i>Female</i> | Jumlah <i>Total</i> |
| (1) | (5) | (6) | (7) |
| 1. I/A (Juru Muda) | - | - | - |
| 2. I/B (Juru Muda Tingkat I) | 1 | - | 1 |
| 3. I/C (Juru) | 31 | - | 31 |
| 4. I/D (Juru Tingkat I) | 117 | 1 | 118 |
| Golongan I/Range I | 149 | 1 | 150 |
| 5. II/A (Pengatur Muda) | 88 | 4 | 92 |
| 6. II/B (Pengatur Muda Tingkat I) | 378 | 94 | 472 |
| 7. II/C (Pengatur) | 198 | 329 | 527 |
| 8. II/D (Pengatur Tingkat I) | 159 | 216 | 375 |
| Golongan II/Range II | 823 | 643 | 1 466 |
| 9. III/A (Penata Muda) | 346 | 966 | 1 312 |
| 10. III/B (Penata Muda Tingkat I) | 526 | 1 136 | 1 662 |
| 11. III/C (Penata) | 296 | 453 | 749 |
| 12. III/D (Penata Tingkat I) | 408 | 675 | 1 083 |
| Golongan III/Range III | 1 576 | 3 230 | 4 806 |
| 13. IV/A (Pembina) | 1 095 | 1 483 | 2 578 |
| 14. IV/B (Pembina Tingkat I) | 285 | 529 | 824 |
| 15. IV/C (Pembina Utama Muda) | 30 | 19 | 49 |
| 16. IV/D (Pembina Utama Madya) | 4 | 4 | 8 |
| 17. IV/E (Pembina Utama) | 1 | - | 1 |
| Golongan IV/Range IV | 1 425 | 2 035 | 3 460 |
| Jumlah/Total | 3 973 | 5 909 | 9 882 |

Catatan/Note: ...
 Sumber/Source: Badan Kepegawaian, Pendidikan, dan Pelatihan Daerah Kabupaten Klaten/*Civil Servants, Educations, and Training of Klaten Regency*

Tabel
Table 2.3.4

Tim Penggerak PKK dan Tingkat Kepengurusan Menurut Kecamatan, 2019
PKK Team and Coordinators Level by Sub District, 2019

| Kecamatan Sub District | Tim Penggerak Activator Team | | Kepengurusan Management Handling | |
|---------------------------|---------------------------------|---|-------------------------------------|---|
| | Tingkat Desa Village Level | Tingkat Kecamatan Sub District Level | Tingkat Desa Village Level | Tingkat Kecamatan Sub District Level |
| (1) | (2) | (3) | (4) | |
| 01 Prambanan | 16 | 1 | 447 | 35 |
| 02 Gantiwarno | 16 | 1 | 420 | 30 |
| 03 Wedi | 19 | 1 | 597 | 28 |
| 04 Bayat | 18 | 1 | 527 | 23 |
| 05 Cawas | 20 | 1 | 547 | 31 |
| 06 Trucuk | 18 | 1 | 600 | 24 |
| 07 Kalikotes | 7 | 1 | 268 | 31 |
| 08 Kebonarum | 7 | 1 | 193 | 24 |
| 09 Jogonalan | 18 | 1 | 422 | 26 |
| 10 Manisrenggo | 16 | 1 | 390 | 24 |
| 11 Karangnongko | 14 | 1 | 382 | 31 |
| 12 Ngawen | 13 | 1 | 384 | 24 |
| 13 Ceper | 18 | 1 | 576 | 28 |
| 14 Pedan | 14 | 1 | 363 | 25 |
| 15 Karangdowo | 19 | 1 | 466 | 26 |
| 16 Juwiring | 19 | 1 | 458 | 24 |
| 17 Wonosari | 18 | 1 | 467 | 25 |
| 18 Delanggu | 16 | 1 | 517 | 27 |
| 19 Polanharjo | 18 | 1 | 451 | 29 |
| 20 Karanganom | 19 | 1 | 530 | 30 |
| 21 Tulung | 18 | 1 | 432 | 24 |
| 22 Jatinom | 18 | 1 | 473 | 23 |
| 23 Kemalang | 13 | 1 | 307 | 25 |
| 24 Klaten Selatan | 12 | 1 | 634 | 26 |
| 25 Klaten Tengah | 9 | 1 | 318 | 29 |
| 26 Klaten Utara | 8 | 1 | 283 | 29 |
| Kabupaten Klaten | 401 | 26 | 11 542 | 701 |

Catatan/Note:

...

Sumber/Source:

Sekretariat Tim Penggerak PKK Kabupaten Klaten/PKK Sekretariat of Klaten Regency

2.4 KEUANGAN DAERAH GOVERNMENT FINANCE

Tabel 2.4.1 Target dan Realisasi Pendapatan dari Pos Pajak Daerah, 2018
Table Target and Realization Incom from Local Tax, 2018

| Jenis Pajak Type of Tax | Target Target | Realisasi Realization | |
|---|------------------------|--------------------------|---------------|
| (1) | (2) | (3) | |
| 001 Pajak Hotel/Hotel Tax | 1 050 000 000 | 1 114 743 863 | 106.17 |
| 002 Pajak Restoran/Restaurant tax | 4 500 000 000 | 5 435 763 295 | 120.79 |
| 003 Pajak Hiburan/Entertainment Tax | 950 000 000 | 954 219 658 | 100.44 |
| 004 Pajak Reklame/Advertisement Tax | 3 500 000 000 | 4 243 975 090 | 121.26 |
| 005 Pajak Penerangan Jalan/Street Lighting Tax | 39 000 000 000 | 42 033 201 933 | 107.78 |
| 006 Pajak Parkir/parking Tax | 1 050 000 000 | 1 165 539 594 | 111.00 |
| 007 Pajak Air Bawah Tanah/Underground Water tax | 1 300 000 000 | 1 779 267 765 | 136.87 |
| 008 Pajak Sarang Burung Walet/Swiftlet Tax | 0 | 0 | 0 |
| 009 Pajak Mineral Bukan Logam dan Batuan/Non-Metallic mineral and Rock Tax | 14 951 500 000 | 8 851 195 750 | 59.20 |
| 010 Pajak Bumi dan Bangunan Perkotaan dan Perdesaan/Property Tax Urban and Rural | 26 000 000 000 | 26 909 314 060 | 103.50 |
| 011 Pajak Bea Perolehan Hak Atas Tanah dan Bangunan/ Tax on the acquisition of land and building rights | 23 000 000 000 | 23 284 687 519 | 101.24 |
| Kabupaten Klaten | 115 301 500 000 | 115 771 908 527 | 100.41 |

Catatan/Note:

Sumber/Source:

...

Dinas Pendapatan, Pengelolaan Keuangan dan Aset Daerah Kabupaten Klaten/Regional Revenue, Financial Management, and Asset Management of Klaten Regency

Tabel
Table 2.4.2

Target dan Realisasi Pendapatan dari Pos Retribusi, 2018

Target and Realization Incom from Retribution, 2018

| Jenis Pajak Type of Tax | Target Target | Realisasi Realization | Persentase Percentage |
|---|-----------------------|--------------------------|--------------------------|
| (1) | (2) | (3) | (4) |
| I RETRIBUSI JASA UMUM | 6 734 345 314 | 6 996 912 082 | 103.90 |
| 001 Retribusi Pelayanan Kesehatan Puskesmas | 267 600 000 | 269 353 000 | 100.66 |
| 002 Retribusi Pelayanan Persampahan dan Kebersihan | 406 563 000 | 570 876 850 | 140.42 |
| 003 Retribusi Sewa Tempat Pemakaman atau Pembakaran/Pengabuan Mayat | 5 785 000 | 7 350 000 | 127.05 |
| 004 Retribusi Pelayanan Parkir di Tepi Jalan Umum | 1 436 320 000 | 1 448 018 000 | 100.81 |
| 005 Retribusi Pelayanan Pasar-Pelataran | 536 220 000 | 542 247 000 | 101.21 |
| 006 Retribusi Pelayanan Pasar-Pos | 3 004 461 314 | 3 176 520 722 | 105.73 |
| 007 Retribusi Pelayanan Pasar-Kios | 83 420 000 | 83 704 000 | 100.34 |
| 008 Retribusi PKB-Mobil Barang/Beban truk | 981 250 000 | 885 922 510 | 90.29 |
| 009 Retribusi Pelayanan Pemeriksaan dan/atau Pengujian Alat Pemadam Kebakaran | 12 726 000 | 12 920 000 | 101.52 |
| 010 Pemanfaatan Ruang untuk Menara Telekomunikasi | 0 | 0 | 0 |
| II RETRIBUSI JASA USAHA | 3 997 348 686 | 3 729 363 890 | 93.30 |
| 001 Retribusi Pemakaian Kekayaan Daerah-Penyewaan Tanah dan Bangunan | 741 971 000 | 1 157 031 198 | 155.94 |
| 002 Retribusi Pemakaian Kekayaan Daerah-Kendaraan Bermotor | 0 | 0 | 0 |
| 003 Retribusi Pasar Grosir/Pertokoan | 672 667 686 | 677 435 192 | 100.71 |
| 004 Retribusi Terminal-Tempat Parkir untuk kendaraan Penumpang dan Bis Umum | 60 000 000 | 57 512 500 | 95.85 |
| 005 Retribusi Pemeriksaan Kesehatan Hewan Sebelum Dipotong | 54 692 000 | 61 212 000 | 111.92 |
| 006 Retribusi Tempat Pariwisata | 2 295 350 000 | 1 652 683 000 | 72.00 |
| 007 Retribusi Penjualan Produksi Usaha Daerah | 126 200 000 | 68 590 000 | 54.35 |
| 008 Retribusi Penyediaan dan/atau Penyedotan kakus | 38 468 000 | 46 900 000 | 121.92 |
| III RETRIBUSI PERIJINAN TERTENTU | 2 553 960 000 | 2 304 126 682 | 90.22 |
| 001 Retribusi Izin Mendirikan Bangunan | 2 000 000 000 | 1 660 014 482 | 83.00 |
| 002 Retribusi Izin Gangguan Tempat Usaha/Kegiatan Kepada Orang Pribadi | 251 960 000 | 251 960 000 | 100.00 |
| 003 Retribusi Pemberian Izin Trayek kepada Badan | 2 000 000 | 1 445 000 | 72.25 |
| 004 Pemberian Perpanjangan IMTA Kepada Pemberi Kerja Asing-LRA | 300 000 000 | 390 707 200 | 130.23 |
| Kabupaten Klaten | 13 285 654 000 | 13 030 402 654 | 98.08 |

Catatan/Note:
Sumber/Source:

...
Dinas Pendapatan, Pengelolaan Keuangan dan Aset Daerah Kabupaten Klaten/Regional Revenue, Financial Management, and Asset Management of Klaten Regency

Tabel
Table 2.4.3

**Target dan Realisasi Pendapatan dari Pos Laba BUMD,
2018**
*Target and Realization Incom from Regional Profit Effort,
2018*

| Jenis Pajak Type of Tax | Target Target | Realisasi Realization | Persentase Percentage |
|-----------------------------------|-----------------------|--------------------------|--------------------------|
| (1) | (2) | (3) | (4) |
| 001 Perusahaan Daerah Air minum | 2 674 609 000 | 2 709 519 000 | 101.31 |
| 002 Perusahaan Daerah Bank Klaten | 2 003 483 000 | 2 239 868 500 | 111.80 |
| 003 BKK | 214 907 000 | 225 741 308 | 105.04 |
| 004 Bank Jateng | 11 908 000 000 | 17 636 018 822 | 148.10 |
| Kabupaten Klaten | 16 800 999 000 | 22 811 147 630 | 135.77 |

Catatan/Note:

...

Sumber/Source:

Dinas Pendapatan, Pengelolaan Keuangan dan Aset Daerah Kabupaten Klaten/Regional Revenue, Financial Management, and Asset Management of Klaten Regency

Tabel
Table 2.4.4**Banyaknya PADS, 2018**
Number of PADS, 2018

| Jenis Pajak Type of Tax | Target Target | Realisasi Realization | Persentase Percentage |
|---|------------------------|--------------------------|--------------------------|
| (1) | (2) | (3) | (4) |
| 001 Pajak Daerah | 115 301 500 000 | 115 771 908 527 | 100.41 |
| 002 Retribusi Daerah | 13 285 654 | 13 030 402 654 | 98.08 |
| 003 Pengelolaan Kekayaan Daerah yang Dipisahkan | 16 800 999 000 | 22 811 147 630 | 135.77 |
| 004 Lain-lain PAD yang Sah | 228 382 280 500 | 244 270 785 324 | 106.96 |
| Kabupaten Klaten | 373 770 433 500 | 395 884 244 135 | 105.92 |

Catatan/Note:

...

Sumber/Source: Dinas Pendapatan, Pengelolaan Keuangan dan Aset Daerah Kabupaten Klaten/Regional Revenue, Financial Management, and Asset Management of Klaten Regency

PENDUDUK DAN KETENAGAKERJAAN

POPULATION AND EMPLOYMENT

2019


Penduduk
1,1 Juta
Kiwa



3

Sex Ratio
96,3

598.473



576.513

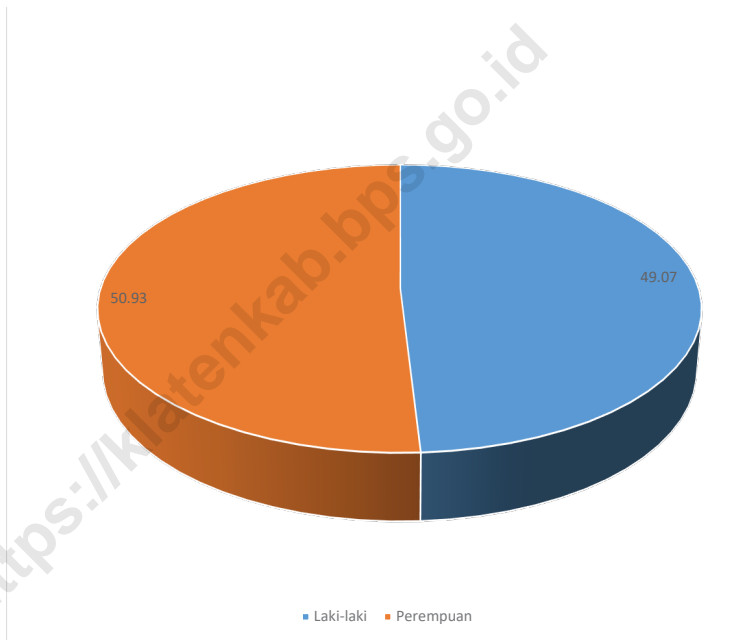
PENJELASAN TEKNIS

1. Sumber utama data kependudukan adalah sensus penduduk yang dilaksanakan setiap 10 (sepuluh) tahun sekali. Sensus penduduk telah dilaksanakan sebanyak 6 (enam) kali sejak Indonesia merdeka, yaitu tahun 1961, 1971, 1980, 1990, 2000, dan 2010.
2. Dalam sensus penduduk, pencacahan dilakukan terhadap seluruh penduduk yang berdomisili di wilayah teritorial Indonesia termasuk warga negara asing kecuali anggota korps diplomatic negara sahabat beserta keluarganya.
3. Untuk tahun yang tidak dilaksanakan sensus penduduk, data kependudukan diperoleh dari hasil proyeksi penduduk. Proyeksi penduduk merupakan suatu perhitungan ilmiah yang didasarkan pada asumsi dari komponen-komponen perubahan penduduk, yaitu kelahiran, kematian, dan migrasi. Proyeksi penduduk Indonesia 2010-2035 menggunakan data dasar penduduk hasil SP2010

TECHNICAL NOTES

1. *The main sources of demographic data is population census, which is conducted every ten years. Population Census has been conducted six times since Indonesia's independence: 1961, 1971, 1980, 1990, 2000, and 2010.*
2. *The population census enumerates all residents who domicile in the entire territory of Indonesia including foreign citizens except the diplomatic corps members and their families.*
3. *For the periods where the population census is not conducted, population projection is done to estimate population during those years. The population projection is an estimate based on the demographic components, such a birth, death, and migration. Indonesia's 2010-2035 populatin projection used the 2010 Population Census as the base population.*

Gambar 3.1 Penduduk Berdasarkan Jenis Kelamin (%) di Kabupaten Klaten, 2019
Figures 3.1 Population by Sex (%) in Klaten Regency, 2019



Sumber/Source : Data dari Hasil Proyeksi Penduduk Indonesia 2015–2045 (Pertengahan tahun/Juni)/Data from the result of Indonesia Population Projection 2015–2045 (mid year/June)

3.1 PENDUDUK POPULATION

Tabel
Table 3.1.1

Penduduk, Laju Pertumbuhan Penduduk per Tahun, Distribusi Persentase Penduduk, Kepadatan Penduduk, Rasio Jenis Kelamin Penduduk Menurut Kecamatan di Kabupaten Klaten, 2019
Population, Annual Population Growth Rate, Percentage Distribution of Population, Population Density, and Population Sex Ratio by Subdistrict in Klaten Regency, 2019

| Kecamatan Subdistrict | Penduduk (ribu) Population (thousand) | Laju Pertumbuhan Penduduk per Tahun 2018–2019 Annual Population Growth Rate (%) 2018–2019 |
|--------------------------|--|--|
| (1) | (2) | (3) |
| 01 Prambanan | 51,018 | 0,96 |
| 02 Gantiwarno | 34,828 | 0,23 |
| 03 Wedi | 47,841 | 0,20 |
| 04 Bayat | 53,675 | 0,07 |
| 05 Cawas | 50,757 | 0,07 |
| 06 Trucuk | 71,440 | 0,26 |
| 07 Kalikotes | 34,257 | 0,50 |
| 08 Kebonarum | 17,959 | 0,07 |
| 09 Jogonalan | 55,339 | 0,42 |
| 10 Manisrenggo | 40,612 | 0,58 |
| 11 Karangnongko | 32,714 | 0,06 |
| 12 Ngawen | 40,760 | 0,09 |
| 13 Ceper | 58,991 | 0,07 |
| 14 Pedan | 42,929 | 0,07 |
| 15 Karangdowo | 38,817 | 0,06 |
| 16 Juwiring | 54,046 | 0,07 |
| 17 Wonosari | 59,381 | 0,34 |
| 18 Delanggu | 39,845 | 0,13 |
| 19 Polanharjo | 36,723 | 0,07 |
| 20 Karanganom | 41,048 | 0,07 |
| 21 Tulung | 45,791 | 0,07 |
| 22 Jatinom | 55,363 | 0,50 |
| 23 Kemalang | 36,997 | 0,80 |
| 24 Klaten Selatan | 45,477 | 1,10 |
| 25 Klaten Tengah | 40,222 | 0,07 |
| 26 Klaten Utara | 48,156 | 0,81 |
| Kabupaten Klaten | 1 174,986 | 0,31 |

Lanjutan Tabel/Continued Table 3.1.1

| Kecamatan Subdistrict | Persentase Penduduk Percentage of Total Population | Kepadatan Penduduk per km ² Population Density per sq.km |
|--------------------------|---|--|
| (1) | (4) | (5) |
| 01 Prambanan | 4,34 | 2 088 |
| 02 Gantiwarno | 2,96 | 1 358 |
| 03 Wedi | 4,07 | 1 962 |
| 04 Bayat | 4,57 | 1 361 |
| 05 Cawas | 4,32 | 1 472 |
| 06 Trucuk | 6,08 | 2 113 |
| 07 Kalikotes | 2,92 | 2 639 |
| 08 Kebonarum | 1,53 | 1 857 |
| 09 Jogonalan | 4,71 | 2 073 |
| 10 Manisrenggo | 3,46 | 1 506 |
| 11 Karangnongko | 2,78 | 1 223 |
| 12 Ngawen | 3,47 | 2 402 |
| 13 Ceper | 5,02 | 2 413 |
| 14 Pedan | 3,65 | 2 239 |
| 15 Karangdowo | 3,30 | 1 328 |
| 16 Juwiring | 4,60 | 1 814 |
| 17 Wonosari | 5,05 | 1 907 |
| 18 Delanggu | 3,39 | 2 122 |
| 19 Polanharjo | 3,13 | 1 540 |
| 20 Karanganom | 3,49 | 1 706 |
| 21 Tulung | 3,90 | 1 431 |
| 22 Jatinom | 4,71 | 1 558 |
| 23 Kemalang | 3,15 | 716 |
| 24 Klaten Selatan | 3,87 | 3 152 |
| 25 Klaten Tengah | 3,42 | 4 509 |
| 26 Klaten Utara | 4,10 | 4 639 |
| Kabupaten Klaten | 100,00 | 1 792 |

Lanjutan Tabel/*Continued Table* 3.1.1

| Kecamatan Subdistrict | Rasio Jenis Kelamin Population Sex Ratio |
|--------------------------|---|
| (1) | (6) |
| 01 Prambanan | 96,9 |
| 02 Gantiwarno | 96,4 |
| 03 Wedi | 94,6 |
| 04 Bayat | 95,2 |
| 05 Cawas | 93,7 |
| 06 Trucuk | 97,9 |
| 07 Kalikotes | 96,7 |
| 08 Kebonarum | 94,2 |
| 09 Jogonalan | 97,7 |
| 10 Manisrenggo | 95,1 |
| 11 Karangnongko | 95,6 |
| 12 Ngawen | 98,4 |
| 13 Ceper | 98,1 |
| 14 Pedan | 97,1 |
| 15 Karangdowo | 95,3 |
| 16 Juwiring | 95,4 |
| 17 Wonosari | 96,9 |
| 18 Delanggu | 95,5 |
| 19 Polanharjo | 95,0 |
| 20 Karanganom | 95,3 |
| 21 Tulung | 96,4 |
| 22 Jatinom | 97,3 |
| 23 Kemalang | 98,3 |
| 24 Klaten Selatan | 97,7 |
| 25 Klaten Tengah | 93,9 |
| 26 Klaten Utara | 97,2 |
| Kabupaten Klaten | 96,3 |

Catatan/*Note*: ...Sumber/*Source*: Data dari Hasil Proyeksi Penduduk Indonesia 2015–2045 (Pertengahan tahun/Juni)/*Data from the result of Indonesia Population Projection 2015–2045 (mid year/June)*

Tabel
Table 3.1.2

**Jumlah Penduduk Menurut Kecamatan dan Jenis Kelamin
di Kabupaten Klaten, 2019**
*Population by Subdistrict and Sex in Klaten Regency,
2019*

| Kecamatan Subdistrict | Laki-laki Male | Perempuan Female | Jumlah Total |
|--------------------------|-------------------|---------------------|------------------|
| (1) | (2) | (3) | (4) |
| 01 Prambanan | 25 103 | 25 915 | 51 018 |
| 02 Gantiwarno | 17 094 | 17 734 | 34 828 |
| 03 Wedi | 23 251 | 24 590 | 47 841 |
| 04 Bayat | 26 181 | 27 494 | 53 675 |
| 05 Cawas | 24 552 | 26 205 | 50 757 |
| 06 Trucuk | 35 348 | 36 092 | 71 440 |
| 07 Kalikotes | 16 838 | 17 419 | 34 257 |
| 08 Kebonarum | 8 710 | 9 249 | 17 959 |
| 09 Jogonalan | 27 340 | 27 999 | 55 339 |
| 10 Manisrenggo | 19 796 | 20 816 | 40 612 |
| 11 Karangnongko | 15 987 | 16 727 | 32 714 |
| 12 Ngawen | 20 220 | 20 540 | 40 760 |
| 13 Ceper | 29 205 | 29 786 | 58 991 |
| 14 Pedan | 21 152 | 21 777 | 42 929 |
| 15 Karangdowo | 18 945 | 19 872 | 38 817 |
| 16 Juwiring | 26 388 | 27 658 | 54 046 |
| 17 Wonosari | 29 219 | 30 162 | 59 381 |
| 18 Delanggu | 19 462 | 20 383 | 39 845 |
| 19 Polanharjo | 17 890 | 18 833 | 36 723 |
| 20 Karanganom | 20 029 | 21 019 | 41 048 |
| 21 Tulung | 22 471 | 23 320 | 45 791 |
| 22 Jatinom | 27 295 | 28 068 | 55 363 |
| 23 Kemalang | 18 344 | 18 653 | 36 997 |
| 24 Klaten Selatan | 22 479 | 22 998 | 45 477 |
| 25 Klaten Tengah | 19 474 | 20 748 | 40 222 |
| 26 Klaten Utara | 23 740 | 24 416 | 48 156 |
| Kabupaten Klaten | 576 513 | 598 473 | 1 174 986 |

Catatan/Note: ...

Sumber/Source: Data dari Hasil Proyeksi Penduduk Indonesia 2015–2045 (Pertengahan tahun/Juni)/Data from the result of Indonesia Population Projection 2015–2045 (mid year/June)

Tabel
Table 3.1.3

Jumlah Penduduk Menurut Kecamatan, Dewasa dan Anak, dan Jenis Kelamin di Kabupaten Klaten, 2019
Population by Subdistrict, Adult and Children, and Sex in Klaten Regency, 2019

| Kecamatan Sub District | Dewasa 15+/Adult | | | Anak (0-14)/Children | | |
|---------------------------|-------------------|---------------------|------------------|----------------------|---------------------|-----------------|
| | Laki-laki Male | Perempuan Female | Jumlah Total | Laki-laki Male | Perempuan Female | Jumlah Total |
| (1) | (2) | (3) | (4) | (5) | (6) | (7) |
| 01 Prambanan | 19 441 | 20 615 | 40 056 | 5 662 | 5 300 | 10 962 |
| 02 Gantiwarno | 13 419 | 14 366 | 27 785 | 3 675 | 3 368 | 7 043 |
| 03 Wedi | 18 181 | 19 763 | 37 944 | 5 070 | 4 827 | 9 897 |
| 04 Bayat | 20 234 | 21 914 | 42 148 | 5 947 | 5 580 | 11 527 |
| 05 Cawas | 19 534 | 21 493 | 41 027 | 5 018 | 4 712 | 9 730 |
| 06 Trucuk | 27 320 | 28 752 | 56 072 | 8 028 | 7 340 | 15 368 |
| 07 Kalikotes | 12 937 | 13 657 | 26 594 | 3 901 | 3 762 | 7 663 |
| 08 Kebonarum | 6 858 | 7 458 | 14 316 | 1 852 | 1 791 | 3 643 |
| 09 Jogonalan | 21 097 | 22 365 | 43 462 | 6 243 | 5 634 | 11 877 |
| 10 Manisrenggo | 15 472 | 16 567 | 32 039 | 4 324 | 4 249 | 8 573 |
| 11 Karangnongko | 12 507 | 13 610 | 26 117 | 3 480 | 3 117 | 6 597 |
| 12 Ngawen | 15 712 | 16 356 | 32 068 | 4 508 | 4 184 | 8 692 |
| 13 Ceper | 22 676 | 23 696 | 46 372 | 6 529 | 6 090 | 12 619 |
| 14 Pedan | 16 605 | 17 486 | 34 091 | 4 547 | 4 291 | 8 838 |
| 15 Karangdowo | 15 119 | 16 235 | 31 354 | 3 826 | 3 637 | 7 463 |
| 16 Juwiring | 20 370 | 21 984 | 42 354 | 6 018 | 5 674 | 11 692 |
| 17 Wonosari | 22 700 | 24 070 | 46 770 | 6 519 | 6 092 | 12 611 |
| 18 Delanggu | 15 198 | 16 454 | 31 652 | 4 264 | 3 929 | 8 193 |
| 19 Polanharjo | 13 961 | 15 240 | 29 201 | 3 929 | 3 593 | 7 522 |
| 20 Karanganom | 15 745 | 16 968 | 32 713 | 4 284 | 4 051 | 8 335 |
| 21 Tulung | 17 597 | 18 696 | 36 293 | 4 874 | 4 624 | 9 498 |
| 22 Jatinom | 21 442 | 22 313 | 43 755 | 5 853 | 5 755 | 11 608 |
| 23 Kemalang | 14 260 | 14 801 | 29 061 | 4 084 | 3 852 | 7 936 |
| 24 Klaten Selatan | 17 318 | 18 103 | 35 421 | 5 161 | 4 895 | 10 056 |
| 25 Klaten Tengah | 15 170 | 16 688 | 31 858 | 4 304 | 4 060 | 8 364 |
| 26 Klaten Utara | 18 306 | 19 356 | 37 662 | 5 434 | 5 060 | 10 494 |
| Kabupaten Klaten | 576 513 | 598 473 | 1 174 986 | 127 334 | 119 467 | 246 801 |

Catatan/Note: ...

Sumber/Source: Data dari Hasil Proyeksi Penduduk Indonesia 2015–2045 (Pertengahan tahun/Juni)/Data from the result of Indonesia Population Projection 2015–2045 (mid year/June)

Tabel 3.1.4 **Jumlah Penduduk Menurut Kelompok Umur dan Jenis Kelamin di Kabupaten Klaten, 2019**
Table 3.1.4 **Population by Age Group and Sex in Klaten Regency, 2019**

| Kelompok Umur <i>Age Group</i> | Laki-laki <i>Male</i> | Perempuan <i>Female</i> | Jumlah <i>Total</i> |
|-----------------------------------|--------------------------|----------------------------|------------------------|
| (1) | (2) | (3) | (4) |
| 0-4 | 42 147 | 40 178 | 82 325 |
| 5-9 | 43 302 | 40 226 | 83 528 |
| 10-14 | 41 885 | 39 063 | 80 948 |
| 15-19 | 43 172 | 40 980 | 84 152 |
| 20-24 | 42 130 | 39 292 | 81 422 |
| 25-29 | 40 488 | 38 671 | 79 159 |
| 30-34 | 37 539 | 37 803 | 75 342 |
| 35-39 | 39 003 | 41 526 | 80 529 |
| 40-44 | 41 237 | 43 817 | 85 054 |
| 45-49 | 39 654 | 44 029 | 83 683 |
| 50-54 | 38 091 | 42 866 | 80 957 |
| 55-59 | 35 330 | 40 491 | 75 821 |
| 60-64 | 29 824 | 33 470 | 63 294 |
| 65+ | 62 711 | 76 061 | 138 772 |
| Kabupaten Klaten | 576 513 | 598 473 | 1 174 986 |

Catatan/Note: ...

Sumber/Source: Data dari Hasil Proyeksi Penduduk Indonesia 2015–2045 (Pertengahan tahun/Juni)/Data from the result of Indonesia Population Projection 2015–2045 (mid year/June)

3.2 KETENAGAKERJAAN EMPLOYMENT

Tabel 3.2.1 Jumlah Penduduk Berumur 15 Tahun Keatas Menurut Jenis Kegiatan Selama Seminggu yang Lalu dan Jenis Kelamin di Kabupaten Klaten, 2019
Population Aged 15 Years and Over by Type of Activity During The Previous Week and Sex in Klaten Regency, 2019

| Kegiatan Utama <i>Main Activity</i> | Jenis Kelamin/Sex | | |
|---|--------------------------|----------------------------|------------------------|
| | Laki-Laki <i>Male</i> | Perempuan <i>Female</i> | Jumlah <i>Total</i> |
| (1) | (2) | (3) | (4) |
| Angkatan Kerja <i>Economically Active</i> | 360 482 | 278 732 | 639 214 |
| Bekerja/ <i>Working</i> | 348 122 | 268 406 | 616 528 |
| Pengangguran Terbuka <i>Unemployment</i> | 12 360 | 10 326 | 22 686 |
| Bukan Angkatan Kerja <i>Economically Inactive</i> | 89 215 | 200 814 | 290 029 |
| Sekolah/ <i>Attending School</i> | 34 775 | 34 484 | 69 259 |
| Mengurus Rumah Tangga <i>Housekeeping</i> | 23 168 | 143 067 | 166 235 |
| Lainnya/ <i>Others</i> | 31 272 | 23 263 | 54 535 |
| Jumlah/Total | 449 697 | 479 546 | 929 243 |

Catatan/Note:

Sumber/Source:

BPS, Survei Angkatan Kerja Nasional (Sakernas) Agustus/BPS-Statistics Indonesia, August National Labor Force Survey

Tabel
Table 3.2.2

Penduduk Berumur 15 Tahun ke Atas Menurut Pendidikan Tertinggi yang Ditamatkan dan Jenis Kegiatan Selama Seminggu yang Lalu di Kabupaten Klaten, 2019
Population 15 Years of Age and Over by Educational Attainment and Type of Activity During the Previous Week in Klaten Regency, 2019

| Pendidikan Tertinggi yang Ditamatkan ¹ <i>Educational Attainment¹</i> | Angkatan Kerja/Economically Active | | | Persentase Bekerja terhadap Angkatan Kerja <i>Percentage of Working to Economically Active</i> |
|--|------------------------------------|--|--|---|
| | Bekerja <i>Working</i> | Pengangguran ² <i>Unemployment²</i> | Jumlah Angkatan Kerja <i>Total of Economically Active</i> | |
| (1) | (2) | (3) | (4) | (5) |
| 0 | 190 473 | 4 433 | 194 906 | 97 73 |
| 1 | 104 999 | 2 927 | 107 926 | 97 29 |
| 2 | 251 918 | 11 312 | 263 230 | 95 70 |
| 3 | 69 138 | 4 014 | 73 152 | 94 51 |
| Jumlah/Total | 616 528 | 22 686 | 639 214 | 96 45 |

Lanjutan Tabel/*Continued Table 3.2.2*

| Pendidikan Tertinggi yang Ditamatkan ¹ <i>Educational Attainment ¹</i> | Bukan Angkatan Kerja <i>Not Economically Active</i> | Jumlah Total | Persentase Angkatan Kerja terhadap Penduduk Usia Kerja <i>Percentage of Economically Active to Working Age Population</i> |
|---|--|----------------|--|
| (1) | (6) | (7) | (8) |
| 0 | 114 752 | 309 478 | 62.98 |
| 1 | 80 800 | 188 726 | 57.19 |
| 2 | 82 592 | 345 822 | 76.12 |
| 3 | 12 065 | 85 217 | 85.84 |
| Jumlah/Total | 290 029 | 929 243 | 68.79 |

Catatan/Note:

- ¹ 0. ≤ Sekolah Dasar (SD)/≤ *Primary School*
1. Sekolah Menengah Pertama/*Junior High School*
2. Sekolah Menengah Atas/*Senior High School*
3. Perguruan Tinggi/*Collage*
- ² 1. Mencari pekerjaan/*Looking for work*
2. Mempersiapkan usaha/*Establishing a new business/firm*
3. Merasa tidak mungkin mendapat pekerjaan/*Hopeless of job*
4. Sudah punya pekerjaan tetapi belum mulai bekerja/*Have a job in future start*

Sumber/Source:

BPS, Survei Angkatan Kerja Nasional (Sakernas) Agustus/BPS-Statistics Indonesia, August National Labor Force Survey

Tabel
Table 3.2.3

Penduduk Berumur 15 Tahun Ke Atas yang Bekerja Selama Seminggu yang Lalu Menurut Status Pekerjaan Utama dan Jenis Kelamin di Kabupaten Klaten, 2019
Population 15 Years of Age and Over who Worked During The Previous Week by Main Employment Status and Sex in Klaten Regency, 2019

| Status Pekerjaan Utama Main Employment Status | Laki-Laki Male | Perempuan Female | Jumlah Total |
|--|-------------------|---------------------|-----------------|
| (1) | (2) | (3) | (4) |
| Berusaha sendiri <i>Own account worker</i> | 74 520 | 68 445 | 142 965 |
| Berusaha dibantu buruh tidak tetap/buruh tidak dibayar <i>Employer assisted by temporary worker/unpaid worker</i> | 47 059 | 23 709 | 70 768 |
| Berusaha dibantu buruh tetap/buruh dibayar <i>Employer assisted by permanent worker/paid worker</i> | 12 769 | 6 204 | 18 973 |
| Buruh/Karyawan/Pegawai/ <i>Employee</i> | 131 348 | 107 766 | 239 114 |
| Pekerja bebas <i>Casual worker</i> | 64 364 | 20 539 | 84 903 |
| Pekerja keluarga/tak dibayar <i>Family worker/unpaid worker</i> | 18 062 | 41 743 | 59 805 |
| Jumlah/Total | 348 122 | 268 406 | 616 528 |

Catatan/Note:

...

Sumber/Source:

BPS, Survei Angkatan Kerja Nasional (Sakernas) Agustus/BPS-Statistics Indonesia, August National Labor Force Survey

SOSIAL DAN KESEJAHTERAAN RAKYAT

SOCIAL AND WELFARE

2019

11 Rumah Sakit

2 RS Bersalin

74 Poliklinik

34 Puskesmas

82 Pustu

125 Apotek

4

Fasilitas Kesehatan



PENJELASAN TEKNIS

1. Jenjang Pendidikan formal terdiri atas pendidikan dasar, pendidikan menengah, dan pendidikan tinggi. Jenis pendidikan yang diajarkan mencakup pendidikan umum, kejuruan akademik, profesi, vokasi, keagamaan, dan khusus.
2. Pendidikan dasar berbentuk Sekolah Dasar (SD) dan Madrasah Ibtidaiyah (MI) atau bentuk lain yang sederajat serta Sekolah Menengah Pertama (SMP) dan Madrasah Tsanawiyah (MTs) atau bentuk lain yang sederajat.
3. Pendidikan Menengah berbentuk Sekolah Menengah Atas (SMA), Madrasah Aliyah (MA), Sekolah Menengah Kejuruan (SMK), dan Madrasah Aliyah Kejuruan, atau bentuk lain yang sederajat.
4. Pendidikan Tinggi merupakan jenjang pendidikan setelah pendidikan menengah yang mencakup program pendidikan diploma, sarjana, magister, spesialis, dan doctor yang diselenggarakan oleh perguruan tinggi. Perguruan tinggi dapat berbentuk akademi, politeknik, sekolah tinggi, atau institut.
5. Rumah Sakit adalah tempat pemeriksaan dan perawatan kesehatan, biasanya berada di bawah pengawasan dokter/tenaga medis, yang melayani penderita yang sakit untuk berobat rawat jalan atau rawat

TECHNICAL NOTES

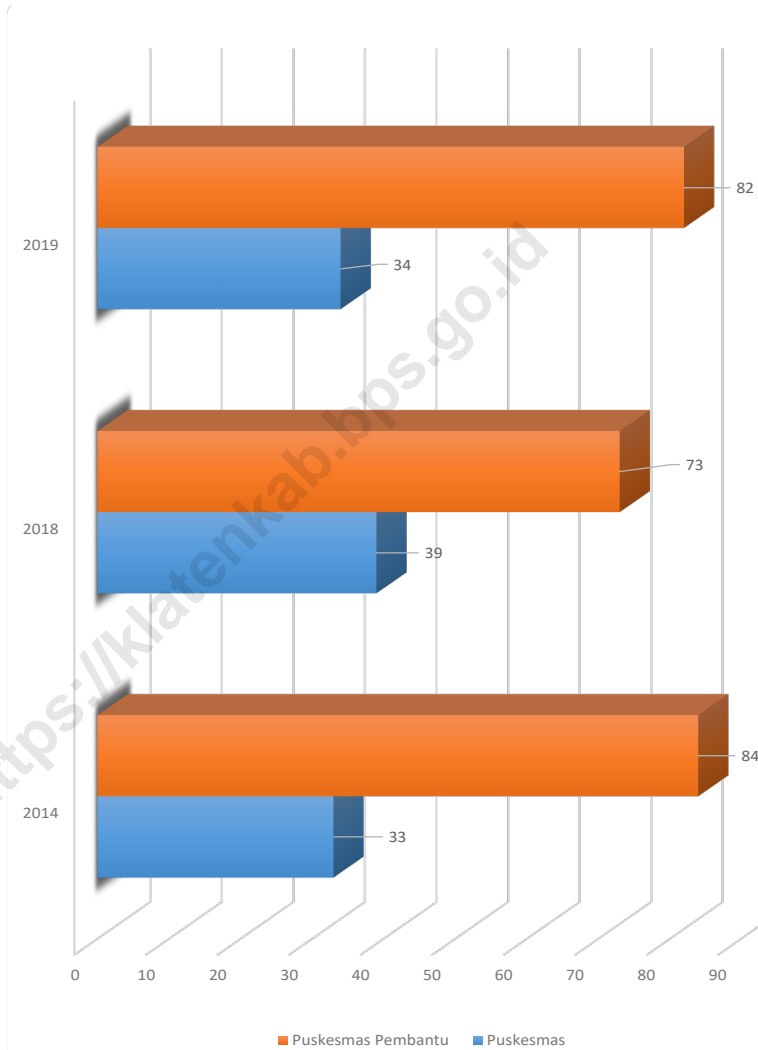
1. *The Formal Education Level consists of primary education, secondary education, and high education. The kind of education that taught consists of general education, vocational, academic, professional, religious, and specific education.*
2. *The primary education consists of Elementary School and Islamic Elementary School or other equivalent forms and Junior High School and MTs or other equivalent forms.*
3. *The Secondary Education consists of the senior high school, Madrassah Aliyah, Vocational Madrasah Aliyah, or other equivalent forms.*
4. *The tertiary Education consists of the education level after the secondary education that consists of diplomas, bachelor, master, specialist, and doctoral degrees that are held by the college. The universities can be academy, polytechnic, college, or institute*
5. *Hospital is a place for health check, usually controlled/supervised by doctors/medical personnel to serve the ill patients to get outpatient or inpatient treatment services. The law of the Republic of Indonesia Number 44 year 2009 concerning*

inap. Undang-undang RI No. 44 Tahun 2009 tentang rumah sakit mengelompokkan rumah sakit berdasarkan jenis pelayanan yang diberikan menjadi:

6. Rumah Sakit Umum adalah rumah sakit yang memberikan pelayanan kesehatan pada semua bidang dan jenis penyakit.
 7. Rumah Sakit Khusus adalah rumah sakit yang memberikan pelayanan utama pada satu bidang atau satu jenis penyakit tertentu berdasarkan disiplin ilmu, golongan umur, organ, jenis penyakit, atau kekhususan lainnya.
 8. Rumah Sakit Bersalin adalah rumah sakit khusus untuk persalinan, dilengkapi pelayanan spesialis pemeriksaan kehamilan, persalinan, rawat inap, dan rawat jalan ibu dan anak yang berada di bawah pengawasan dokter spesialis kandungan.
 9. Rumah Bersalin adalah sarana pelayanan kesehatan dengan izin sebagai rumah bersalin, dilengkapi pelayanan pemeriksaan kehamilan, persalinan, serta pemeriksaan ibu dan anak yang berada di bawah pengawasan bidan senior.
 10. Poliklinik adalah sarana kesehatan yang dipakai untuk pelayanan berobat.
- about hospital have been grouping hospital based on the type of service being given into:*
6. *General Hospital is a hospital that provides health services in all areas and types of diseases.*
 7. *Special Hospital is a hospital that provides primary care in one area or one particular type of disease base on dicipline, age group, organ, type of disease, or other specificity.*
 8. *Maternity Hospital is a specialized hospital for childbirth, has specialist inspection service to pregnancy, childbirth, hospitalization, and outpatient for mothers and children that is under the supervision of an obstetrician.*
 9. *Maternity House is a health care facility with a license as a maternity house, equipped with prenatal care, childbirth, and examination of mothers and children which is under the supervision of a senior midwife.*
 10. *Polyclinic is a health facility in which to get outpatient services, usually under the control of doctor/ medical personnel.*

Gambar 4.1
Figures

Jumlah Puskesmas dan Puskesmas Pembantu, 2014-2018-2019
Number of Public Health Center and Subsidiary of Public Health Center, 2014-2018-2019



Sumber/Source: BPS, Pendataan Potensi Desa (Podes)/BPS-Statistics Indonesia, Village Potential Data Collecting

4.1 PENDIDIKAN EDUCATION

Tabel
Table 4.1.1

Jumlah Sekolah, Guru, dan Murid Taman Kanak-Kanak (TK) di Bawah Kementerian Pendidikan dan Kebudayaan Menurut Kecamatan, 2018/2019 dan 2019/2020
Number of Schools, Teachers, and Pupils in Kindergarten Under The Ministry of Education and Culture by Subdistrict, 2018/2019 dan 2019/2020

| Kecamatan Subdistrict | Sekolah/Schools | | | | | |
|--------------------------|-----------------|-----------|----------------|------------|--------------|------------|
| | Negeri/Public | | Swasta/Private | | Jumlah/Total | |
| | 2018/2019 | 2019/2020 | 2018/2019 | 2019/2020 | 2018/2019 | 2019/2020 |
| (1) | (2) | (3) | (4) | (5) | (6) | (7) |
| 01 Prambanan | – | – | 28 | 31 | 28 | 31 |
| 02 Gantiwarno | – | – | 24 | 27 | 24 | 27 |
| 03 Wedi | – | – | 30 | 35 | 30 | 35 |
| 04 Bayat | – | – | 32 | 39 | 32 | 39 |
| 05 Cawas | – | – | 49 | 47 | 49 | 47 |
| 06 Trucuk | – | – | 45 | 62 | 45 | 62 |
| 07 Kalikotes | – | – | 20 | 20 | 20 | 20 |
| 08 Kebonarum | – | – | 17 | 17 | 17 | 17 |
| 09 Jogonalan | – | – | 37 | 43 | 37 | 43 |
| 10 Manisrenggo | – | – | 30 | 30 | 30 | 30 |
| 11 Karangnongko | – | – | 28 | 27 | 28 | 27 |
| 12 Ngawen | 1 | 1 | 20 | 38 | 21 | 39 |
| 13 Ceper | – | – | 51 | 51 | 51 | 51 |
| 14 Pedan | – | – | 35 | 36 | 35 | 36 |
| 15 Karangdowo | – | – | 31 | 32 | 31 | 32 |
| 16 Juwiring | – | – | 46 | 48 | 46 | 48 |
| 17 Wonosari | – | – | 44 | 48 | 44 | 48 |
| 18 Delanggu | – | – | 30 | 30 | 30 | 30 |
| 19 Polanharjo | – | – | 34 | 35 | 34 | 35 |
| 20 Karanganom | – | – | 48 | 48 | 48 | 48 |
| 21 Tulung | – | – | 41 | 40 | 41 | 40 |
| 22 Jatinom | – | – | 48 | 46 | 48 | 46 |
| 23 Kemalang | – | – | 19 | 20 | 19 | 20 |
| 24 Klaten Selatan | – | – | 28 | 27 | 28 | 27 |
| 25 Klaten Tengah | – | – | 37 | 35 | 37 | 35 |
| 26 Klaten Utara | – | – | 36 | 38 | 36 | 38 |
| Kabupaten Klaten | 1 | 1 | 888 | 950 | 889 | 951 |

Lanjutan Tabel/*Continued Table 4.1.1*

| Kecamatan Subdistrict | Guru ¹ /Teachers ¹ | | | | | |
|--------------------------|--|-----------|----------------|--------------|--------------|--------------|
| | Negeri/Public | | Swasta/Private | | Jumlah/Total | |
| | 2018/2019 | 2019/2020 | 2018/2019 | 2019/2020 | 2018/2019 | 2019/2020 |
| (1) | (8) | (9) | (10) | (11) | (12) | (13) |
| 01 Prambanan | – | – | 95 | 153 | 95 | 153 |
| 02 Gantiwarno | – | – | 63 | 73 | 63 | 73 |
| 03 Wedi | – | – | 92 | 138 | 92 | 138 |
| 04 Bayat | – | – | 108 | 138 | 108 | 138 |
| 05 Cawas | – | – | 137 | 164 | 137 | 164 |
| 06 Trucuk | – | – | 116 | 179 | 116 | 179 |
| 07 Kalikotes | – | – | 50 | 68 | 50 | 68 |
| 08 Kebonarum | – | – | 45 | 75 | 45 | 75 |
| 09 Jogonalan | – | – | 84 | 141 | 84 | 141 |
| 10 Manisrenggo | – | – | 78 | 98 | 78 | 98 |
| 11 Karangnongko | – | – | 60 | 58 | 60 | 58 |
| 12 Ngawen | 8 | 10 | 43 | 115 | 51 | 125 |
| 13 Ceper | – | – | 82 | 159 | 82 | 159 |
| 14 Pedan | – | – | 100 | 125 | 100 | 125 |
| 15 Karangdowo | – | – | 80 | 90 | 80 | 90 |
| 16 Juwiring | – | – | 123 | 157 | 123 | 157 |
| 17 Wonosari | – | – | 109 | 151 | 109 | 151 |
| 18 Delanggu | – | – | 121 | 144 | 121 | 144 |
| 19 Polanharjo | – | – | 77 | 81 | 77 | 81 |
| 20 Karanganom | – | – | 131 | 139 | 131 | 139 |
| 21 Tulung | – | – | 75 | 103 | 75 | 103 |
| 22 Jatinom | – | – | 112 | 155 | 112 | 155 |
| 23 Kemalang | – | – | 38 | 62 | 38 | 62 |
| 24 Klaten Selatan | – | – | 93 | 102 | 93 | 102 |
| 25 Klaten Tengah | – | – | 152 | 179 | 152 | 179 |
| 26 Klaten Utara | – | – | 116 | 176 | 116 | 176 |
| Kabupaten Klaten | 8 | 8 | 2 380 | 3 223 | 2 388 | 3 233 |

Lanjutan Tabel/Continued Table 4.1.1

| Kecamatan Subdistrict | Murid/Students | | | | | |
|--------------------------|----------------|-----------|----------------|---------------|---------------|---------------|
| | Negeri/Public | | Swasta/Private | | Jumlah/Total | |
| | 2018/2019 | 2019/2020 | 2018/2019 | 2019/2020 | 2018/2019 | 2019/2020 |
| (1) | (14) | (15) | (16) | (17) | (18) | (19) |
| 01 Prambanan | – | – | 1 254 | 1 669 | 1 254 | 1 669 |
| 02 Gantiwarno | – | – | 621 | 768 | 621 | 768 |
| 03 Wedi | – | – | 1 427 | 1 606 | 1 427 | 1 606 |
| 04 Bayat | – | – | 1 267 | 1 482 | 1 267 | 1 482 |
| 05 Cawas | – | – | 1 632 | 1 570 | 1 632 | 1 570 |
| 06 Trucuk | – | – | 1 391 | 1 984 | 1 391 | 1 984 |
| 07 Kalikotes | – | – | 833 | 854 | 833 | 854 |
| 08 Kebonarum | – | – | 696 | 597 | 696 | 597 |
| 09 Jogonalan | – | – | 1 074 | 1 573 | 1 074 | 1 573 |
| 10 Manisrenggo | – | – | 1 236 | 1 129 | 1 236 | 1 129 |
| 11 Karangnongko | – | – | 757 | 753 | 757 | 753 |
| 12 Ngawen | 65 | 71 | 688 | 1 286 | 753 | 1 357 |
| 13 Ceper | – | – | 953 | 1 857 | 953 | 1 857 |
| 14 Pedan | – | – | 1 511 | 1 476 | 1 511 | 1 476 |
| 15 Karangdowo | – | – | 799 | 977 | 799 | 977 |
| 16 Juwiring | – | – | 1 698 | 1 744 | 1 698 | 1 744 |
| 17 Wonosari | – | – | 1 508 | 1 564 | 1 508 | 1 564 |
| 18 Delanggu | – | – | 1 477 | 1 404 | 1 477 | 1 404 |
| 19 Polanharjo | – | – | 871 | 851 | 871 | 851 |
| 20 Karanganom | – | – | 1 620 | 1 564 | 1 620 | 1 564 |
| 21 Tulung | – | – | 1 241 | 1 082 | 1 241 | 1 082 |
| 22 Jatinom | – | – | 1 791 | 1 944 | 1 791 | 1 944 |
| 23 Kemalang | – | – | 855 | 885 | 855 | 885 |
| 24 Klaten Selatan | – | – | 916 | 1 043 | 916 | 1 043 |
| 25 Klaten Tengah | – | – | 2 287 | 1 928 | 2 287 | 1 928 |
| 26 Klaten Utara | – | – | 1 618 | 1 806 | 1 618 | 1 806 |
| Kabupaten Klaten | 65 | 71 | 32 021 | 35 396 | 32 086 | 35 467 |

Catatan/Note:
Sumber/Source:

¹ Jumlah guru termasuk kepala sekolah dan guru/The total of teachers including headmaster and teacher
Dinas Pendidikan Kabupaten Klaten, Data Semester Ganjil/Educations Service of Klaten Regency, Odd Semester Data

Tabel
Table 4.1.2

**Jumlah Sekolah, Guru, dan Murid Raudatul Athfal (RA)
di Bawah Kementerian Agama Menurut Kecamatan,
2018/2019 dan 2019/2020**
*Number of Schools, Teachers, and Pupils in Raudatul Athfal
(RA) Under The Ministry of Religious Affairs by Subdistrict,
2018/2019 dan 2019/2020*

| Kecamatan Subdistrict | Sekolah/Schools | | Guru/Teachers | | Murid/Pupils | |
|--------------------------|-----------------|------------|---------------|--------------|--------------|---------------|
| | 2018/2019 | 2019/2020 | 2018/2019 | 2019/2020 | 2018/2019 | 2019/2020 |
| (1) | (2) | (3) | (4) | (5) | (6) | (7) |
| 01 Prambanan | ... | 9 | ... | 36 | ... | 445 |
| 02 Gantiwarno | ... | 3 | ... | 7 | ... | 167 |
| 03 Wedi | ... | 9 | ... | 27 | ... | 430 |
| 04 Bayat | ... | 11 | ... | 51 | ... | 539 |
| 05 Cawas | ... | 18 | ... | 65 | ... | 760 |
| 06 Trucuk | ... | 20 | ... | 66 | ... | 890 |
| 07 Kalikotes | ... | 12 | ... | 47 | ... | 660 |
| 08 Kebonarum | ... | 7 | ... | 32 | ... | 403 |
| 09 Jogonalan | ... | 13 | ... | 45 | ... | 685 |
| 10 Manisrenggo | ... | 10 | ... | 49 | ... | 625 |
| 11 Karangnongko | ... | 13 | ... | 30 | ... | 475 |
| 12 Ngawen | ... | 32 | ... | 75 | ... | 992 |
| 13 Cepur | ... | 24 | ... | 85 | ... | 1 131 |
| 14 Pedan | ... | 16 | ... | 53 | ... | 787 |
| 15 Karangdowo | ... | 13 | ... | 30 | ... | 547 |
| 16 Juwiring | ... | 15 | ... | 53 | ... | 574 |
| 17 Wonosari | ... | 10 | ... | 36 | ... | 511 |
| 18 Delanggu | ... | 11 | ... | 41 | ... | 521 |
| 19 Polanharjo | ... | 10 | ... | 27 | ... | 340 |
| 20 Karanganom | ... | 17 | ... | 45 | ... | 662 |
| 21 Tulung | ... | 17 | ... | 45 | ... | 568 |
| 22 Jatinom | ... | 25 | ... | 69 | ... | 975 |
| 23 Kemalang | ... | 5 | ... | 20 | ... | 335 |
| 24 Klaten Selatan | ... | 12 | ... | 38 | ... | 499 |
| 25 Klaten Tengah | ... | 15 | ... | 71 | ... | 841 |
| 26 Klaten Utara | ... | 17 | ... | 63 | ... | 711 |
| Kabupaten Klaten | 363 | 364 | 1 215 | 1 206 | 16247 | 16 073 |

Catatan/Note: Seluruh Raudatul Athfal (RA) berstatus swasta/ All Raudatul Athfal (RA) are private

Sumber/Source: 2018/2019 - Kementerian Agama, EMIS, data semester genap laporan sampai dengan 30 Juni 2019/ Ministry of Religious Affairs, EMIS, even semester report data up to 30th/June 2019

2019/2020 - Kementerian Agama, EMIS, data semester ganjillaporan sampai dengan 15 Maret 2020/ Ministry of Religious Affairs, EMIS, odd semester report data up to March 15th, 202

Tabel
Table 4.1.3

**Jumlah Sekolah, Guru, dan Murid Sekolah Dasar (SD)
di Bawah Kementerian Pendidikan dan Kebudayaan
Menurut Kecamatan, 2018/2019 dan 2019/2020**
*Number of Schools, Teachers, and Pupils in Primary Schools
Under The Ministry of Education and Culture by Subdistrict,
2018/2019 dan 2019/2020*

| Kecamatan Subdistrict | Sekolah/Schools | | | | | |
|--------------------------|-----------------|------------|----------------|-----------|--------------|------------|
| | Negeri/Public | | Swasta/Private | | Jumlah/Total | |
| | 2018/2019 | 2019/2020 | 2018/2019 | 2019/2020 | 2018/2019 | 2019/2020 |
| (1) | (2) | (3) | (4) | (5) | (6) | (7) |
| 01 Prambanan | 31 | 31 | 2 | 3 | 33 | 34 |
| 02 Gantiwarno | 23 | 23 | 3 | 3 | 26 | 26 |
| 03 Wedi | 28 | 28 | 7 | 7 | 35 | 35 |
| 04 Bayat | 34 | 34 | 4 | 4 | 38 | 38 |
| 05 Cawas | 40 | 40 | 3 | 4 | 43 | 44 |
| 06 Trucuk | 39 | 39 | 3 | 3 | 42 | 42 |
| 07 Kalikotes | 21 | 21 | - | - | 21 | 21 |
| 08 Kebonarum | 11 | 11 | 1 | 1 | 12 | 12 |
| 09 Jogonalan | 26 | 26 | 2 | 2 | 28 | 28 |
| 10 Manisrenggo | 28 | 28 | 2 | 2 | 30 | 30 |
| 11 Karangnongko | 25 | 25 | - | - | 25 | 25 |
| 12 Ngawen | 23 | 23 | 1 | 1 | 24 | 24 |
| 13 Ceper | 30 | 30 | 4 | 4 | 34 | 34 |
| 14 Pedan | 24 | 24 | 2 | 2 | 26 | 26 |
| 15 Karangdowo | 29 | 29 | 2 | 2 | 31 | 31 |
| 16 Juwiring | 33 | 33 | 5 | 5 | 38 | 38 |
| 17 Wonosari | 38 | 38 | 3 | 3 | 41 | 41 |
| 18 Delanggu | 25 | 25 | 5 | 5 | 30 | 30 |
| 19 Polanharjo | 28 | 28 | 1 | 1 | 29 | 29 |
| 20 Karanganom | 26 | 26 | 3 | 4 | 29 | 30 |
| 21 Tulung | 29 | 29 | 1 | 1 | 30 | 30 |
| 22 Jatinom | 35 | 35 | 2 | 3 | 37 | 38 |
| 23 Kemalang | 25 | 25 | - | - | 25 | 25 |
| 24 Klaten Selatan | 19 | 19 | 3 | 3 | 22 | 22 |
| 25 Klaten Tengah | 20 | 20 | 10 | 10 | 30 | 30 |
| 26 Klaten Utara | 14 | 14 | 5 | 5 | 19 | 19 |
| Kabupaten Klaten | 704 | 704 | 74 | 78 | 778 | 782 |

Lanjutan Tabel/*Continued Table* 4.1.3

| Kecamatan Subdistrict | Guru /Teachers ¹ | | | | | |
|--------------------------|-----------------------------|--------------|----------------|--------------|--------------|--------------|
| | Negeri/Public | | Swasta/Private | | Jumlah/Total | |
| | 2018/2019 | 2019/2020 | 2018/2019 | 2019/2020 | 2018/2019 | 2019/2020 |
| (1) | (8) | (9) | (10) | (11) | (12) | (13) |
| 01 Prambanan | 210 | 209 | 16 | 40 | 226 | 249 |
| 02 Gantiwarno | 161 | 169 | 29 | 37 | 190 | 206 |
| 03 Wedi | 227 | 236 | 94 | 113 | 321 | 349 |
| 04 Bayat | 256 | 273 | 45 | 54 | 301 | 327 |
| 05 Cawas | 317 | 335 | 57 | 68 | 374 | 403 |
| 06 Trucuk | 336 | 347 | 29 | 34 | 365 | 381 |
| 07 Kalikotes | 172 | 187 | - | - | 172 | 187 |
| 08 Kebonarum | 74 | 83 | 14 | 14 | 88 | 97 |
| 09 Jogonalan | 193 | 207 | 23 | 22 | 216 | 229 |
| 10 Manisrenggo | 164 | 172 | 9 | 10 | 173 | 182 |
| 11 Karangnongko | 155 | 174 | - | - | 155 | 174 |
| 12 Ngawen | 165 | 161 | 14 | 15 | 179 | 176 |
| 13 Ceper | 223 | 236 | 34 | 38 | 257 | 274 |
| 14 Pedan | 208 | 216 | 30 | 32 | 238 | 248 |
| 15 Karangdowo | 218 | 227 | 12 | 16 | 230 | 243 |
| 16 Juwiring | 264 | 290 | 48 | 56 | 312 | 346 |
| 17 Wonosari | 289 | 305 | 31 | 38 | 320 | 343 |
| 18 Delanggu | 208 | 224 | 74 | 88 | 282 | 312 |
| 19 Polanharjo | 203 | 215 | 15 | 18 | 218 | 233 |
| 20 Karanganom | 194 | 202 | 26 | 42 | 220 | 244 |
| 21 Tulung | 216 | 232 | 12 | 12 | 228 | 244 |
| 22 Jatinom | 289 | 308 | 33 | 46 | 322 | 354 |
| 23 Kemalang | 163 | 184 | - | - | 163 | 184 |
| 24 Klaten Selatan | 159 | 166 | 20 | 23 | 179 | 189 |
| 25 Klaten Tengah | 192 | 199 | 145 | 164 | 337 | 363 |
| 26 Klaten Utara | 125 | 129 | 76 | 76 | 201 | 205 |
| Kabupaten Klaten | 5 381 | 5 686 | 886 | 1 056 | 6 267 | 6 742 |

Lanjutan Tabel/Continued Table 4.1.3

| Kecamatan Subdistrict | Murid/Students | | | | | |
|--------------------------|----------------|---------------|----------------|---------------|---------------|---------------|
| | Negeri/Public | | Swasta/Private | | Jumlah/Total | |
| | 2018/2019 | 2019/2020 | 2018/2019 | 2019/2020 | 2018/2019 | 2019/2020 |
| (1) | (14) | (15) | (16) | (17) | (18) | (19) |
| 01 Prambanan | 3 574 | 3 470 | 518 | 609 | 4 092 | 4 079 |
| 02 Gantiwarno | 2 541 | 2 462 | 551 | 563 | 3 092 | 3 025 |
| 03 Wedi | 3 408 | 3 254 | 2 126 | 2 229 | 5 534 | 5 483 |
| 04 Bayat | 3 432 | 3 242 | 835 | 916 | 4 267 | 4 158 |
| 05 Cawas | 3 404 | 3 236 | 1 073 | 1 197 | 4 477 | 4 433 |
| 06 Trucuk | 4 525 | 4 282 | 398 | 456 | 4 923 | 4 738 |
| 07 Kalikotes | 2 407 | 2 312 | - | - | 2 407 | 2 312 |
| 08 Kebonarum | 947 | 868 | 285 | 284 | 1 232 | 1 152 |
| 09 Jogonalan | 3 917 | 3 719 | 472 | 547 | 4 389 | 4 266 |
| 10 Manisrenggo | 2 942 | 2 879 | 81 | 109 | 3 023 | 2 988 |
| 11 Karangnongko | 2 450 | 2 307 | - | - | 2 450 | 2 307 |
| 12 Ngawen | 2 561 | 2 434 | 477 | 507 | 3 038 | 2 941 |
| 13 Ceper | 3 596 | 3 436 | 500 | 561 | 4 096 | 3 997 |
| 14 Pedan | 3 042 | 2 859 | 608 | 624 | 3 650 | 3 483 |
| 15 Karangdowo | 2 314 | 2 188 | 155 | 196 | 2 469 | 2 384 |
| 16 Juwiring | 3 419 | 3 275 | 537 | 579 | 3 956 | 3 854 |
| 17 Wonosari | 4 252 | 4 133 | 477 | 531 | 4 729 | 4 664 |
| 18 Delanggu | 3 210 | 3 091 | 1 610 | 1 700 | 4 820 | 4 791 |
| 19 Polanharjo | 2 164 | 2 045 | 195 | 207 | 2 359 | 2 252 |
| 20 Karanganom | 2 380 | 2 311 | 677 | 732 | 3 057 | 3 043 |
| 21 Tulung | 2 605 | 2 459 | 338 | 354 | 2 943 | 2 813 |
| 22 Jatinom | 4 494 | 4 274 | 740 | 900 | 5 234 | 5 174 |
| 23 Kemalang | 3 045 | 2 972 | - | - | 3 045 | 2 972 |
| 24 Klaten Selatan | 2 430 | 2 309 | 269 | 274 | 2 699 | 2 583 |
| 25 Klaten Tengah | 3 966 | 3 792 | 2 785 | 2 922 | 6 751 | 6 714 |
| 26 Klaten Utara | 2 831 | 2 722 | 1 421 | 1 480 | 4 252 | 4 202 |
| Kabupaten Klaten | 79 856 | 76 331 | 1728 | 18 477 | 96 984 | 94 808 |

Catatan/Note:
Sumber/Source:

¹ Jumlah guru termasuk kepala sekolah dan guru/The total of teachers including headmaster and teacher
Kementerian Pendidikan dan Kebudayaan, Data Semester Ganjil/Ministry of Educations and Culture, Odd Semester Data

Tabel
Table 4.1.4

Jumlah Sekolah, Guru, dan Murid Madrasah Ibtidaiyah (MI) di Bawah Kementerian Agama Menurut Kecamatan Menurut Kecamatan, 2018/2019 dan 2019/2020
Number of Schools, Teachers, and Pupils in Madrasah Ibtidaiyah (MI) Under The Ministry of Religious Affairs by Subdistrict, 2018/2019 dan 2019/2020

| Kecamatan Subdistrict | Sekolah/Schools | | Guru/Teachers | | Murid/Pupils | |
|--------------------------|-----------------|-----------|---------------|--------------|--------------|---------------|
| | 2018/2019 | 2019/2020 | 2018/2019 | 2019/2020 | 2018/2019 | 2019/2020 |
| (1) | (2) | (3) | (4) | (5) | (6) | (7) |
| 01 Prambanan | ... | 2 | ... | 17 | ... | 332 |
| 02 Gantiwarno | ... | 1 | ... | 13 | ... | 110 |
| 03 Wedi | ... | - | ... | - | ... | - |
| 04 Bayat | ... | 4 | ... | 46 | ... | 615 |
| 05 Cawas | ... | 1 | ... | 13 | ... | 248 |
| 06 Trucuk | ... | 9 | ... | 104 | ... | 1 818 |
| 07 Kalikotes | ... | 1 | ... | 12 | ... | 135 |
| 08 Kebonarum | ... | 2 | ... | 35 | ... | 712 |
| 09 Jogonalan | ... | 2 | ... | 23 | ... | 336 |
| 10 Manisrenggo | ... | 4 | ... | 52 | ... | 959 |
| 11 Karangnongko | ... | 2 | ... | 34 | ... | 440 |
| 12 Ngawen | ... | 6 | ... | 73 | ... | 1 162 |
| 13 Ceper | ... | 9 | ... | 114 | ... | 2 090 |
| 14 Pedan | ... | 6 | ... | 70 | ... | 1 316 |
| 15 Karangdowo | ... | 5 | ... | 52 | ... | 612 |
| 16 Juwiring | ... | 7 | ... | 85 | ... | 1 191 |
| 17 Wonosari | ... | 2 | ... | 15 | ... | 120 |
| 18 Delanggu | ... | - | ... | - | ... | - |
| 19 Polanharjo | ... | 6 | ... | 67 | ... | 860 |
| 20 Karanganom | ... | 5 | ... | 75 | ... | 1 623 |
| 21 Tulung | ... | 7 | ... | 85 | ... | 1 418 |
| 22 Jatinom | ... | 1 | ... | 21 | ... | 301 |
| 23 Kemalang | ... | - | ... | - | ... | - |
| 24 Klaten Selatan | ... | - | ... | - | ... | - |
| 25 Klaten Tengah | ... | - | ... | - | ... | - |
| 26 Klaten Utara | ... | 3 | ... | 49 | ... | 987 |
| Kabupaten Klaten | 3 | 85 | 82 | 1 055 | 85 | 17 385 |

Catatan/Note:

...

Sumber/Source:

2018/2019 - Kementerian Agama, EMIS, data semester genap laporan sampai dengan 30 Juni 2019/ Ministry of Religious Affairs, EMIS, even semester report data up to 30th June 2019

2019/2020 - Kementerian Agama, EMIS, data semester ganjillaporan sampai dengan 15 Maret 2020/ Ministry of Religious Affairs, EMIS, odd semester report data up to March 15th, 2020

Tabel
Table 4.1.5

Jumlah Sekolah, Guru, dan Murid Sekolah Menengah Pertama (SMP) di Bawah Kementerian Pendidikan dan Kebudayaan Menurut Kecamatan, 2018/2019 dan 2019/2020

Number of Schools, Teachers, and Pupils in Junior High Schools Under The Ministry of Education and Culture by Subdistrict, 2018/2019 dan 2019/2020

| Kecamatan Subdistrict | Sekolah/Schools | | | | | |
|--------------------------|-----------------|-----------|----------------|-----------|--------------|------------|
| | Negeri/Public | | Swasta/Private | | Jumlah/Total | |
| | 2018/2019 | 2019/2020 | 2018/2019 | 2019/2020 | 2018/2019 | 2019/2020 |
| (1) | (2) | (3) | (4) | (5) | (6) | (7) |
| 01 Prambanan | 2 | 2 | 1 | 1 | 3 | 3 |
| 02 Gantiwarno | 3 | 3 | 2 | 2 | 5 | 5 |
| 03 Wedi | 2 | 2 | 4 | 5 | 6 | 7 |
| 04 Bayat | 3 | 3 | 2 | 2 | 5 | 5 |
| 05 Cawas | 3 | 3 | 4 | 4 | 7 | 7 |
| 06 Trucuk | 3 | 3 | 4 | 4 | 7 | 7 |
| 07 Kalikotes | 1 | 1 | - | - | 1 | 1 |
| 08 Kebonarum | 1 | 1 | - | - | 1 | 1 |
| 09 Jogonalan | 2 | 2 | 1 | 1 | 3 | 3 |
| 10 Manisrenggo | 3 | 3 | 1 | 1 | 4 | 4 |
| 11 Karangnongko | 2 | 2 | 1 | 1 | 3 | 3 |
| 12 Ngawen | 1 | 1 | 3 | 3 | 4 | 4 |
| 13 Ceper | 3 | 3 | - | - | 3 | 3 |
| 14 Pedan | 3 | 3 | 1 | 1 | 4 | 4 |
| 15 Karangdowo | 3 | 3 | 1 | 1 | 4 | 4 |
| 16 Juwiring | 2 | 2 | 2 | 4 | 4 | 6 |
| 17 Wonosari | 2 | 2 | 2 | 2 | 4 | 4 |
| 18 Delanggu | 4 | 4 | 4 | 4 | 8 | 8 |
| 19 Polanharjo | 3 | 3 | - | - | 3 | 3 |
| 20 Karanganom | 4 | 4 | 2 | 2 | 6 | 6 |
| 21 Tulung | 3 | 3 | 1 | 1 | 4 | 4 |
| 22 Jatinom | 3 | 3 | 2 | 2 | 5 | 5 |
| 23 Kemalang | 2 | 2 | 2 | 2 | 4 | 4 |
| 24 Klaten Selatan | 1 | 1 | 2 | 2 | 3 | 3 |
| 25 Klaten Tengah | 3 | 3 | 3 | 3 | 6 | 6 |
| 26 Klaten Utara | 3 | 3 | 4 | 5 | 7 | 8 |
| Kabupaten Klaten | 65 | 65 | 49 | 53 | 114 | 118 |

Lanjutan Tabel/*Continued Table* 4.1.5

| Kecamatan Subdistrict | Guru ¹ /Teachers ¹ | | | | | |
|--------------------------|--|--------------|----------------|------------|--------------|--------------|
| | Negeri/Public | | Swasta/Private | | Jumlah/Total | |
| | 2018/2019 | 2019/2020 | 2018/2019 | 2019/2020 | 2018/2019 | 2019/2020 |
| (1) | (8) | (9) | (10) | (11) | (12) | (13) |
| 01 Prambanan | 78 | 70 | 6 | 13 | 84 | 83 |
| 02 Gantiwarno | 103 | 106 | 13 | 17 | 116 | 123 |
| 03 Wedi | 83 | 84 | 35 | 52 | 118 | 136 |
| 04 Bayat | 114 | 112 | 22 | 22 | 136 | 134 |
| 05 Cawas | 101 | 97 | 31 | 28 | 132 | 125 |
| 06 Trucuk | 100 | 99 | 35 | 25 | 135 | 124 |
| 07 Kalikotes | 40 | 38 | - | - | 40 | 38 |
| 08 Kebonarum | 37 | 36 | - | - | 37 | 36 |
| 09 Jogonalan | 82 | 83 | 15 | 13 | 97 | 96 |
| 10 Manisrenggo | 106 | 110 | 10 | 11 | 116 | 121 |
| 11 Karangnongko | 69 | 70 | 3 | 3 | 72 | 73 |
| 12 Ngawen | 37 | 37 | 43 | 38 | 80 | 75 |
| 13 Ceper | 113 | 109 | - | - | 113 | 109 |
| 14 Pedan | 115 | 114 | 3 | 4 | 118 | 118 |
| 15 Karangdowo | 114 | 112 | 4 | 6 | 118 | 118 |
| 16 Juwiring | 80 | 76 | 16 | 43 | 96 | 119 |
| 17 Wonosari | 93 | 88 | 15 | 18 | 108 | 106 |
| 18 Delanggu | 147 | 140 | 39 | 39 | 186 | 179 |
| 19 Polanharjo | 84 | 82 | - | - | 84 | 82 |
| 20 Karanganom | 124 | 124 | 22 | 22 | 146 | 146 |
| 21 Tulung | 99 | 93 | 9 | 9 | 108 | 102 |
| 22 Jatinom | 111 | 110 | 13 | 21 | 124 | 131 |
| 23 Kemalang | 64 | 60 | 12 | 15 | 76 | 75 |
| 24 Klaten Selatan | 42 | 40 | 39 | 40 | 81 | 80 |
| 25 Klaten Tengah | 128 | 121 | 28 | 30 | 156 | 151 |
| 26 Klaten Utara | 152 | 150 | 69 | 84 | 221 | 234 |
| Kabupaten Klaten | 2 416 | 2 361 | 482 | 553 | 2 898 | 2 914 |

Lanjutan Tabel/Continued Table 4.1.5

| Kecamatan Subdistrict | Murid/Students | | | | | |
|--------------------------|----------------|---------------|----------------|--------------|---------------|---------------|
| | Negeri/Public | | Swasta/Private | | Jumlah/Total | |
| | 2018/2019 | 2019/2020 | 2018/2019 | 2019/2020 | 2018/2019 | 2019/2020 |
| (1) | (14) | (15) | (16) | (17) | (18) | (19) |
| 01 Prambanan | 1 087 | 1 082 | 207 | 205 | 1 294 | 1 287 |
| 02 Gantiwarno | 1 705 | 1 718 | 129 | 166 | 1 834 | 1 884 |
| 03 Wedi | 1 570 | 1 527 | 374 | 511 | 1 944 | 2 038 |
| 04 Bayat | 1 557 | 1 541 | 370 | 427 | 1 927 | 1 968 |
| 05 Cawas | 1 374 | 1 477 | 346 | 357 | 1 720 | 1 834 |
| 06 Trucuk | 1 638 | 1 636 | 190 | 185 | 1 828 | 1 821 |
| 07 Kalikotes | 849 | 850 | - | - | 849 | 850 |
| 08 Kebonarum | 641 | 667 | - | - | 641 | 667 |
| 09 Jogonalan | 1 361 | 1 360 | 140 | 168 | 1 501 | 1 528 |
| 10 Manisrenggo | 1 870 | 1 876 | 68 | 64 | 1 938 | 1 940 |
| 11 Karangnongko | 1 090 | 1 101 | 12 | 13 | 1 102 | 1 114 |
| 12 Ngawen | 749 | 746 | 536 | 552 | 1 285 | 1 298 |
| 13 Ceper | 1 630 | 1 688 | - | - | 1 630 | 1 688 |
| 14 Pedan | 1 859 | 1 831 | 30 | 35 | 1 889 | 1 866 |
| 15 Karangdowo | 2 035 | 1 991 | 19 | 25 | 2 054 | 2 016 |
| 16 Juwiring | 1 286 | 1 339 | 177 | 315 | 1 463 | 1 654 |
| 17 Wonosari | 1 468 | 1 454 | 71 | 61 | 1 539 | 1 515 |
| 18 Delanggu | 2 470 | 2 390 | 367 | 382 | 2 837 | 2 772 |
| 19 Polanharjo | 1 169 | 1 166 | - | - | 1 169 | 1 166 |
| 20 Karanganom | 1 888 | 1 897 | 188 | 192 | 2 076 | 2 089 |
| 21 Tulung | 1 493 | 1 606 | 113 | 205 | 1 606 | 1 811 |
| 22 Jatinom | 1 841 | 1 926 | 295 | 323 | 2 136 | 2 249 |
| 23 Kemalang | 923 | 1 019 | 54 | 48 | 977 | 1 067 |
| 24 Klaten Selatan | 655 | 650 | 548 | 575 | 1 203 | 1 225 |
| 25 Klaten Tengah | 2 366 | 2 303 | 368 | 401 | 2 734 | 2 704 |
| 26 Klaten Utara | 2 494 | 2 398 | 1 317 | 1 372 | 3 811 | 3 770 |
| Kabupaten Klaten | 39 068 | 39 239 | 5 919 | 6 582 | 44 987 | 45 821 |

Catatan/Note:
Sumber/Source:

¹ Jumlah guru termasuk kepala sekolah dan guru/The total of teachers including headmaster and teacher
Kementerian Pendidikan dan Kebudayaan, Data Semester Ganjil/Ministry of Educations and Culture, Odd Semester Data

Tabel
Table 4.1.6

Jumlah Sekolah, Guru, dan Murid Madrasah Tsanawiyah (MTs) di Bawah Kementerian Agama Menurut Kecamatan, 2018/2019 dan 2019/2020
Number of Schools, Teachers, and Pupils in Madrasah Tsanawiyah (MTs) Under The Ministry of Religious Affairs by Subdistrict, 2018/2019 dan 2019/2020

| Kecamatan Subdistrict | Sekolah/Schools | | Guru/Teachers | | Murid/Pupils | |
|--------------------------|-----------------|-----------|---------------|------------|--------------|--------------|
| | 2018/2019 | 2019/2020 | 2018/2019 | 2019/2020 | 2018/2019 | 2019/2020 |
| (1) | (2) | (3) | (4) | (5) | (6) | (7) |
| 01 Prambanan | ... | 1 | ... | 69 | ... | 869 |
| 02 Gantiwarno | ... | 1 | ... | 8 | ... | 661 |
| 03 Wedi | ... | 1 | ... | 13 | ... | 148 |
| 04 Bayat | ... | 1 | ... | 10 | ... | 86 |
| 05 Cawas | ... | 1 | ... | 35 | ... | 465 |
| 06 Trucuk | ... | 1 | ... | 18 | ... | 291 |
| 07 Kalikotes | ... | - | ... | - | ... | - |
| 08 Kebonarum | ... | - | ... | - | ... | - |
| 09 Jogonalan | ... | - | ... | - | ... | - |
| 10 Manisrenggo | ... | - | ... | - | ... | - |
| 11 Karangnongko | ... | 1 | ... | 14 | ... | 161 |
| 12 Ngawen | ... | - | ... | - | ... | - |
| 13 Ceper | ... | 2 | ... | 32 | ... | 390 |
| 14 Pedan | ... | 1 | ... | 31 | ... | 548 |
| 15 Karangdowo | ... | 1 | ... | 14 | ... | 105 |
| 16 Juwiring | ... | 1 | ... | 15 | ... | 57 |
| 17 Wonosari | ... | 1 | ... | 23 | ... | 304 |
| 18 Delanggu | ... | - | ... | - | ... | - |
| 19 Polanharjo | ... | - | ... | - | ... | - |
| 20 Karanganom | ... | 1 | ... | 18 | ... | 212 |
| 21 Tulung | ... | 1 | ... | 5 | ... | 50 |
| 22 Jatinom | ... | 2 | ... | 72 | ... | 988 |
| 23 Kemalang | ... | 1 | ... | 19 | ... | 113 |
| 24 Klaten Selatan | ... | - | ... | - | ... | - |
| 25 Klaten Tengah | ... | 1 | ... | 105 | ... | 1 183 |
| 26 Klaten Utara | ... | 2 | ... | 118 | ... | 1 297 |
| Kabupaten Klaten | 8 | 21 | 13 | 619 | 21 | 7 928 |

Catatan/Note:

Sumber/Source:

...
 2018/2019 - Kementerian Agama, Data Semester Ganjil 2018/ Ministry of Religious Affairs, 2018 Odd Semester Data
 2019/2020 - Kementerian Agama, EMIS, data semester ganjillaporan sampai dengan 15 Maret 2020/ Ministry of Religious Affairs,
 EMIS, odd semester report data up to March 15th, 2020

Tabel
Table 4.1.7

Jumlah Sekolah, Guru, dan Murid Sekolah Menengah Atas (SMA) di Bawah Kementerian Pendidikan dan Kebudayaan Menurut Kecamatan, 2018/2019 dan 2019/2020
Number of Schools, Teachers, and Pupils in Senior High Schools Under The Ministry of Education and Culture by Subdistrict, 2018/2019 dan 2019/2020

| Kecamatan Subdistrict | Sekolah/Schools | | | | | |
|--------------------------|-----------------|-----------|----------------|-----------|--------------|-----------|
| | Negeri/Public | | Swasta/Private | | Jumlah/Total | |
| | 2018/2019 | 2019/2020 | 2018/2019 | 2019/2020 | 2018/2019 | 2019/2020 |
| (1) | (2) | (3) | (4) | (5) | (6) | (7) |
| 01 Prambanan | 1 | 1 | - | - | 1 | 1 |
| 02 Gantiwarno | - | - | 1 | 1 | 1 | 1 |
| 03 Wedi | 1 | 1 | - | - | 1 | 1 |
| 04 Bayat | 1 | 1 | 2 | 2 | 3 | 3 |
| 05 Cawas | 1 | 1 | - | - | 1 | 1 |
| 06 Trucuk | - | - | - | - | - | - |
| 07 Kalikotes | - | - | - | - | - | - |
| 08 Kebonarum | - | - | - | - | - | - |
| 09 Jogonalan | 1 | 1 | - | - | 1 | 1 |
| 10 Manisrenggo | - | - | - | - | - | - |
| 11 Karangnongko | 1 | 1 | - | - | 1 | 1 |
| 12 Ngawen | - | - | - | 1 | - | 1 |
| 13 Ceper | 1 | 1 | - | - | 1 | 1 |
| 14 Pedan | - | - | 1 | 1 | 1 | 1 |
| 15 Karangdowo | 1 | 1 | - | - | 1 | 1 |
| 16 Juwiring | - | - | 1 | 1 | 1 | 1 |
| 17 Wonosari | 1 | 1 | - | - | 1 | 1 |
| 18 Delanggu | - | - | 1 | 1 | 1 | 1 |
| 19 Polanharjo | 1 | 1 | - | - | 1 | 1 |
| 20 Karanganom | 1 | 1 | - | - | 1 | 1 |
| 21 Tulung | - | - | - | - | - | - |
| 22 Jatinom | 1 | 1 | - | - | 1 | 1 |
| 23 Kemalang | - | - | - | - | - | - |
| 24 Klaten Selatan | 2 | 2 | 1 | 1 | 3 | 3 |
| 25 Klaten Tengah | - | - | - | 1 | - | 1 |
| 26 Klaten Utara | 1 | 1 | 4 | 4 | 5 | 5 |
| Kabupaten Klaten | 15 | 15 | 11 | 13 | 26 | 28 |

Lanjutan Tabel/Continued Table 4.1.7

| Kecamatan Subdistrict | Guru ¹ /Teachers ¹ | | | | | |
|--------------------------|--|------------|----------------|------------|--------------|------------|
| | Negeri/Public | | Swasta/Private | | Jumlah/Total | |
| | 2018/2019 | 2019/2020 | 2018/2019 | 2019/2020 | 2018/2019 | 2019/2020 |
| (1) | (8) | (9) | (10) | (11) | (12) | (13) |
| 01 Prambanan | 53 | 47 | - | - | 53 | 47 |
| 02 Gantiwarno | - | - | 7 | 9 | 7 | 9 |
| 03 Wedi | 49 | 48 | - | - | 49 | 48 |
| 04 Bayat | 36 | 35 | 12 | 6 | 48 | 41 |
| 05 Cawas | 71 | 66 | - | - | 71 | 66 |
| 06 Trucuk | - | - | - | - | - | - |
| 07 Kalikotes | - | - | - | - | - | - |
| 08 Kebonarum | - | - | - | - | - | - |
| 09 Jogonalan | 46 | 43 | - | - | 46 | 43 |
| 10 Manisrenggo | - | - | - | - | - | - |
| 11 Karangnongko | 48 | 48 | - | - | 48 | 48 |
| 12 Ngawen | - | - | - | 14 | - | 14 |
| 13 Ceper | 41 | 37 | - | - | 41 | 37 |
| 14 Pedan | - | - | 17 | 18 | 17 | 18 |
| 15 Karangdowo | 62 | 53 | - | - | 62 | 53 |
| 16 Juwiring | - | - | 5 | 6 | 5 | 6 |
| 17 Wonosari | 56 | 55 | - | - | 56 | 55 |
| 18 Delanggu | - | - | 17 | 14 | 17 | 14 |
| 19 Polanharjo | 50 | 49 | - | - | 50 | 49 |
| 20 Karanganom | 66 | 62 | - | - | 66 | 62 |
| 21 Tulung | - | - | - | - | - | - |
| 22 Jatinom | 49 | 45 | - | - | 49 | 45 |
| 23 Kemalang | - | - | - | - | - | - |
| 24 Klaten Selatan | 118 | 117 | 10 | 13 | 128 | 130 |
| 25 Klaten Tengah | - | - | - | 0 | - | 0 |
| 26 Klaten Utara | 58 | 56 | 78 | 76 | 136 | 132 |
| Kabupaten Klaten | 803 | 761 | 146 | 156 | 949 | 917 |

Lanjutan Tabel/Continued Table 4.1.7

| Kecamatan Subdistrict | Murid/Students | | | | | |
|--------------------------|----------------|---------------|----------------|--------------|---------------|---------------|
| | Negeri/Public | | Swasta/Private | | Jumlah/Total | |
| | 2018/2019 | 2019/2020 | 2018/2019 | 2019/2020 | 2018/2019 | 2019/2020 |
| (1) | (14) | (15) | (16) | (17) | (18) | (19) |
| 01 Prambanan | 917 | 950 | - | - | 917 | 950 |
| 02 Gantiwarno | - | - | 73 | 104 | 73 | 104 |
| 03 Wedi | 560 | 615 | - | - | 560 | 615 |
| 04 Bayat | 290 | 280 | 32 | 41 | 322 | 321 |
| 05 Cawas | 1 181 | 1 225 | - | - | 1 181 | 1 225 |
| 06 Trucuk | - | - | - | - | - | - |
| 07 Kalikotes | - | - | - | - | - | - |
| 08 Kebonarum | - | - | - | - | - | - |
| 09 Jogonalan | 847 | 849 | - | - | 847 | 849 |
| 10 Manisrenggo | - | - | - | - | - | - |
| 11 Karangnongko | 827 | 862 | - | - | 827 | 862 |
| 12 Ngawen | - | - | - | 69 | - | 69 |
| 13 Ceper | 476 | 619 | - | - | 476 | 619 |
| 14 Pedan | - | - | 105 | 87 | 105 | 87 |
| 15 Karangdowo | 1 005 | 1 055 | - | - | 1 005 | 1 055 |
| 16 Juwiring | - | - | 40 | 31 | 40 | 31 |
| 17 Wonosari | 1 018 | 1 035 | - | - | 1 018 | 1 035 |
| 18 Delanggu | - | - | 55 | 61 | 55 | 61 |
| 19 Polanharjo | 925 | 1 028 | - | - | 925 | 1 028 |
| 20 Karanganom | 1 119 | 1 155 | - | - | 1 119 | 1 155 |
| 21 Tulung | - | - | - | - | - | - |
| 22 Jatinom | 847 | 845 | - | - | 847 | 845 |
| 23 Kemalang | - | - | - | - | - | - |
| 24 Klaten Selatan | 2 052 | 2 157 | 83 | 66 | 2 135 | 2 223 |
| 25 Klaten Tengah | - | - | - | 0 | - | 0 |
| 26 Klaten Utara | 1 047 | 1 063 | 1 268 | 1 319 | 2 315 | 2 382 |
| Kabupaten Klaten | 13 111 | 13 738 | 1 656 | 1 778 | 14 767 | 15 516 |

Catatan/Note:

¹ Jumlah guru termasuk kepala sekolah dan guru/The total of teachers including headmaster and teacher

Sumber/Source:

Kementerian Pendidikan dan Kebudayaan, Data Semester Ganjil/Ministry of Educations and Culture, Odd Semester Data

Tabel
Table 4.1.8

Jumlah Sekolah, Guru, dan Murid Sekolah Menengah Kejuruan (SMK) di Bawah Kementerian Pendidikan dan Kebudayaan Menurut Kecamatan, 2018/2019 dan 2019/2020
Number of Schools, Teachers, and Pupils in Vocational High Schools Under The Ministry of Education and Culture by Subdistrict, 2018/2019 dan 2019/2020

| Kecamatan Subdistrict | Sekolah/Schools | | Guru/Teachers | | Murid/Pupils | |
|--------------------------|-----------------|-----------|---------------|--------------|---------------|---------------|
| | 2018/2019 | 2019/2020 | 2018/2019 | 2019/2020 | 2018/2019 | 2019/2020 |
| (1) | (2) | (3) | (4) | (5) | (6) | (7) |
| 01 Prambanan | 3 | 3 | 33 | 32 | 457 | 487 |
| 02 Gantiwarno | 2 | 2 | 60 | 66 | 1 120 | 1 203 |
| 03 Wedi | 1 | 1 | 12 | 14 | 265 | 254 |
| 04 Bayat | 1 | 1 | 41 | 43 | 1 061 | 1 120 |
| 05 Cawas | 3 | 3 | 48 | 36 | 472 | 375 |
| 06 Trucuk | 1 | 1 | 108 | 109 | 1 555 | 1 551 |
| 07 Kalikotes | - | - | - | - | - | - |
| 08 Kebonarum | 1 | - | 20 | - | 188 | - |
| 09 Jogonalan | 3 | 4 | 86 | 97 | 1 362 | 1 575 |
| 10 Manisrenggo | 1 | 1 | 33 | 36 | 575 | 562 |
| 11 Karangnongko | - | - | - | - | - | - |
| 12 Ngawen | 1 | 1 | 113 | 108 | 2 076 | 2 097 |
| 13 Ceper | 3 | 3 | 84 | 82 | 1 705 | 1 671 |
| 14 Pedan | 4 | 4 | 141 | 147 | 2 417 | 2 456 |
| 15 Karangdowo | 1 | 1 | 2 | 0 | 8 | 0 |
| 16 Juwiring | 1 | 1 | 55 | 56 | 952 | 996 |
| 17 Wonosari | 2 | 2 | 35 | 44 | 535 | 608 |
| 18 Delanggu | 2 | 2 | 58 | 61 | 740 | 797 |
| 19 Polanharjo | - | - | - | - | - | - |
| 20 Karanganom | - | - | - | - | - | - |
| 21 Tulung | 1 | 1 | 40 | 41 | 831 | 820 |
| 22 Jatinom | 2 | 2 | 96 | 99 | 1 966 | 2 011 |
| 23 Kemalang | - | - | - | - | - | - |
| 24 Klaten Selatan | 4 | 5 | 142 | 140 | 2 411 | 2 341 |
| 25 Klaten Tengah | 6 | 7 | 108 | 102 | 986 | 902 |
| 26 Klaten Utara | 10 | 10 | 412 | 439 | 7 306 | 7 319 |
| Kabupaten Klaten | 53 | 55 | 1 727 | 1 752 | 28 988 | 29 145 |

Catatan/Note:

¹ Jumlah guru termasuk kepala sekolah dan guru/The total of teachers including headmaster and teacher

Sumber/Source:

Kementerian Pendidikan dan Kebudayaan, Data Semester Ganjil/Ministry of Educations and Culture, Odd Semester Data

Tabel
Table 4.1.9

Jumlah Sekolah, Guru, dan Murid Madrasah Aliyah (MA) di Bawah Kementerian Agama Menurut Kecamatan, 2018/2019 dan 2019/2020
Number of Schools, Teachers, and Pupils in Madrasah Aliyah (MA) Under the Ministry of Religious Affairs by Subdistrict, 2018/2019 dan 2019/2020

| Kecamatan Subdistrict | Sekolah/Schools | | | | | |
|--------------------------|-----------------|-----------|----------------|-----------|--------------|-----------|
| | Negeri/Public | | Swasta/Private | | Jumlah/Total | |
| | 2018/2019 | 2019/2020 | 2018/2019 | 2019/2020 | 2018/2019 | 2019/2020 |
| (1) | (2) | (3) | (4) | (5) | (6) | (7) |
| 01 Prambanan | ... | 1 | ... | - | ... | 1 |
| 02 Gantiwarno | ... | - | ... | - | ... | - |
| 03 Wedi | ... | - | ... | - | ... | - |
| 04 Bayat | ... | - | ... | - | ... | - |
| 05 Cawas | ... | - | ... | - | ... | - |
| 06 Trucuk | ... | - | ... | - | ... | - |
| 07 Kalikotes | ... | - | ... | - | ... | - |
| 08 Kebonarum | ... | - | ... | - | ... | - |
| 09 Jogonalan | ... | - | ... | - | ... | - |
| 10 Manisrenggo | ... | - | ... | - | ... | - |
| 11 Karangnongko | ... | - | ... | - | ... | - |
| 12 Ngawen | ... | - | ... | - | ... | - |
| 13 Ceper | ... | - | ... | 1 | ... | 1 |
| 14 Pedan | ... | - | ... | - | ... | - |
| 15 Karangdowo | ... | - | ... | - | ... | - |
| 16 Juwiring | ... | - | ... | - | ... | - |
| 17 Wonosari | ... | - | ... | 1 | ... | 1 |
| 18 Delanggu | ... | - | ... | - | ... | - |
| 19 Polanharjo | ... | - | ... | - | ... | - |
| 20 Karanganom | ... | - | ... | 1 | ... | 1 |
| 21 Tulung | ... | - | ... | - | ... | - |
| 22 Jatinom | ... | - | ... | - | ... | - |
| 23 Kemalang | ... | - | ... | - | ... | - |
| 24 Klaten Selatan | ... | - | ... | - | ... | - |
| 25 Klaten Tengah | ... | - | ... | - | ... | - |
| 26 Klaten Utara | ... | 2 | ... | 1 | ... | 3 |
| Kabupaten Klaten | 3 | 3 | 4 | 4 | 7 | 7 |

Lanjutan Tabel/*Continued Table* 4.1.9

| Kecamatan Subdistrict | Guru ¹ /Teachers ¹ | | | | | |
|--------------------------|--|-----------|----------------|-----------|--------------|------------|
| | Negeri/Public | | Swasta/Private | | Jumlah/Total | |
| | 2018/2019 | 2019/2020 | 2018/2019 | 2019/2020 | 2018/2019 | 2019/2020 |
| (1) | (8) | (9) | (10) | (11) | (12) | (13) |
| 01 Prambanan | ... | 25 | ... | - | ... | 25 |
| 02 Gantiwarno | ... | - | ... | - | ... | - |
| 03 Wedi | ... | - | ... | - | ... | - |
| 04 Bayat | ... | - | ... | - | ... | - |
| 05 Cawas | ... | - | ... | - | ... | - |
| 06 Trucuk | ... | - | ... | - | ... | - |
| 07 Kalikotes | ... | - | ... | - | ... | - |
| 08 Kebonarum | ... | - | ... | - | ... | - |
| 09 Jogonalan | ... | - | ... | - | ... | - |
| 10 Manisrenggo | ... | - | ... | - | ... | - |
| 11 Karangnongko | ... | - | ... | - | ... | - |
| 12 Ngawen | ... | - | ... | - | ... | - |
| 13 Ceper | ... | - | ... | 9 | ... | 9 |
| 14 Pedan | ... | - | ... | - | ... | - |
| 15 Karangdowo | ... | - | ... | - | ... | - |
| 16 Juwiring | ... | - | ... | - | ... | - |
| 17 Wonosari | ... | - | ... | 29 | ... | 29 |
| 18 Delanggu | ... | - | ... | - | ... | - |
| 19 Polanharjo | ... | - | ... | - | ... | - |
| 20 Karanganom | ... | - | ... | 19 | ... | 19 |
| 21 Tulung | ... | - | ... | - | ... | - |
| 22 Jatinom | ... | - | ... | - | ... | - |
| 23 Kemalang | ... | - | ... | - | ... | - |
| 24 Klaten Selatan | ... | - | ... | - | ... | - |
| 25 Klaten Tengah | ... | - | ... | - | ... | - |
| 26 Klaten Utara | ... | 71 | ... | 15 | ... | 86 |
| Kabupaten Klaten | 109 | 96 | 83 | 72 | 192 | 168 |

Lanjutan Tabel/Continued Table 4.1.9

| Kecamatan Subdistrict | Murid/Students | | | | | |
|--------------------------|----------------|--------------|----------------|------------|--------------|--------------|
| | Negeri/Public | | Swasta/Private | | Jumlah/Total | |
| | 2018/2019 | 2019/2020 | 2018/2019 | 2019/2020 | 2018/2019 | 2019/2020 |
| (1) | (14) | (15) | (16) | (17) | (18) | (19) |
| 01 Prambanan | ... | 252 | ... | - | ... | 252 |
| 02 Gantiwarno | ... | - | ... | - | ... | - |
| 03 Wedi | ... | - | ... | - | ... | - |
| 04 Bayat | ... | - | ... | - | ... | - |
| 05 Cawas | ... | - | ... | - | ... | - |
| 06 Trucuk | ... | - | ... | - | ... | - |
| 07 Kalikotes | ... | - | ... | - | ... | - |
| 08 Kebonarum | ... | - | ... | - | ... | - |
| 09 Jogonalan | ... | - | ... | - | ... | - |
| 10 Manisrenggo | ... | - | ... | - | ... | - |
| 11 Karangnongko | ... | - | ... | - | ... | - |
| 12 Ngawen | ... | - | ... | - | ... | - |
| 13 Ceper | ... | - | ... | 89 | ... | 89 |
| 14 Pedan | ... | - | ... | - | ... | - |
| 15 Karangdowo | ... | - | ... | - | ... | - |
| 16 Juwiring | ... | - | ... | - | ... | - |
| 17 Wonosari | ... | - | ... | 262 | ... | 262 |
| 18 Delanggu | ... | - | ... | - | ... | - |
| 19 Polanharjo | ... | - | ... | - | ... | - |
| 20 Karanganom | ... | - | ... | 151 | ... | 151 |
| 21 Tulung | ... | - | ... | - | ... | - |
| 22 Jatinom | ... | - | ... | - | ... | - |
| 23 Kemalang | ... | - | ... | - | ... | - |
| 24 Klaten Selatan | ... | - | ... | - | ... | - |
| 25 Klaten Tengah | ... | - | ... | - | ... | - |
| 26 Klaten Utara | ... | 1 366 | ... | 251 | ... | 1 617 |
| Kabupaten Klaten | 1 781 | 1 618 | 472 | 753 | 2 253 | 2 371 |

Catatan/Note:

Sumber/Source:

...
 2018/2019 - Kementerian Agama, EMIS, data semester genap laporan sampai dengan 30 Juni 2019/ Ministry of Religious Affairs, EMIS, even semester report data up to 30th June 2019

2019/2020 - Kementerian Agama, EMIS, data semester ganjillaporan sampai dengan 15 Maret 2020/ Ministry of Religious Affairs, EMIS, odd semester report data up to March 15th, 2020

Tabel
Table 4.1.10

Jumlah Desa¹/Kelurahan yang Memiliki Fasilitas Sekolah Menurut Kecamatan dan Tingkat Pendidikan, 2014–2019
Number of Villages¹ Having Educational Facilities by Subdistrict and Educational Level, 2014–2019

| Kecamatan Subdistrict (1) | SD Primary School | | |
|---------------------------------|----------------------|-------------|-------------|
| | 2014 (2) | 2018 (3) | 2019 (4) |
| 01 Prambanan | 16 | 16 | 16 |
| 02 Gantiwarno | 16 | 16 | 16 |
| 03 Wedi | 19 | 19 | 19 |
| 04 Bayat | 18 | 18 | 18 |
| 05 Cawas | 20 | 20 | 20 |
| 06 Trucuk | 18 | 18 | 18 |
| 07 Kalikotes | 7 | 7 | 7 |
| 08 Kebonarum | 7 | 7 | 7 |
| 09 Jogonalan | 18 | 18 | 18 |
| 10 Manisrenggo | 16 | 16 | 16 |
| 11 Karangnongko | 14 | 14 | 14 |
| 12 Ngawen | 13 | 13 | 13 |
| 13 Ceper | 18 | 18 | 18 |
| 14 Pedan | 14 | 14 | 14 |
| 15 Karangdowo | 19 | 19 | 19 |
| 16 Juwiring | 19 | 19 | 19 |
| 17 Wonosari | 18 | 18 | 18 |
| 18 Delanggu | 16 | 16 | 16 |
| 19 Polanharjo | 18 | 18 | 18 |
| 20 Karanganom | 19 | 19 | 19 |
| 21 Tulung | 18 | 18 | 18 |
| 22 Jatinom | 18 | 18 | 18 |
| 23 Kemalang | 13 | 13 | 13 |
| 24 Klaten Selatan | 12 | 12 | 12 |
| 25 Klaten Tengah | 9 | 9 | 9 |
| 26 Klaten Utara | 7 | 7 | 7 |
| Kabupaten Klaten | 400 | 400 | 400 |

Lanjutan Tabel/*Continued Table* 4.1.10

| Kecamatan Subdistrict | SMP Junior High School | | |
|--------------------------|---------------------------|------------|------------|
| | 2014 | 2018 | 2019 |
| (1) | (5) | (6) | (7) |
| 01 Prambanan | 4 | 4 | 4 |
| 02 Gantiwarno | 6 | 6 | 7 |
| 03 Wedi | 5 | 5 | 5 |
| 04 Bayat | 5 | 5 | 5 |
| 05 Cawas | 6 | 7 | 6 |
| 06 Trucuk | 6 | 6 | 6 |
| 07 Kalikotes | 1 | 1 | 1 |
| 08 Kebonarum | 2 | 1 | 1 |
| 09 Jogonalan | 5 | 3 | 4 |
| 10 Manisrenggo | 3 | 3 | 3 |
| 11 Karangnongko | 3 | 4 | 4 |
| 12 Ngawen | 2 | 3 | 5 |
| 13 Ceper | 6 | 6 | 6 |
| 14 Pedan | 4 | 3 | 3 |
| 15 Karangdowo | 7 | 5 | 4 |
| 16 Juwiring | 4 | 4 | 6 |
| 17 Wonosari | 4 | 3 | 4 |
| 18 Delanggu | 6 | 6 | 7 |
| 19 Polanharjo | 3 | 3 | 3 |
| 20 Karanganom | 7 | 8 | 8 |
| 21 Tulung | 5 | 5 | 5 |
| 22 Jatinom | 5 | 5 | 6 |
| 23 Kemalang | 3 | 3 | 3 |
| 24 Klaten Selatan | 3 | 3 | 3 |
| 25 Klaten Tengah | 6 | 7 | 5 |
| 26 Klaten Utara | 4 | 4 | 4 |
| Kabupaten Klaten | 115 | 113 | 118 |

Lanjutan Tabel/*Continued Table* 4.1.10

| Kecamatan Subdistrict | SMA Senior High School | | |
|--------------------------|---------------------------|-----------|-----------|
| | 2014 | 2018 | 2019 |
| (1) | (8) | (9) | (10) |
| 01 Prambanan | 1 | 1 | 1 |
| 02 Gantiwarno | 1 | 2 | 2 |
| 03 Wedi | 1 | 1 | 1 |
| 04 Bayat | 3 | 3 | 3 |
| 05 Cawas | 1 | 1 | 2 |
| 06 Trucuk | 0 | 0 | – |
| 07 Kalikotes | 0 | 0 | – |
| 08 Kebonarum | 0 | 0 | – |
| 09 Jogonalan | 1 | 2 | 1 |
| 10 Manisrenggo | 0 | 0 | 1 |
| 11 Karangnongko | 1 | 1 | 1 |
| 12 Ngawen | 0 | 1 | 1 |
| 13 Ceper | 2 | 1 | 4 |
| 14 Pedan | 1 | 1 | 1 |
| 15 Karangdowo | 1 | 1 | 1 |
| 16 Juwiring | 2 | 1 | 1 |
| 17 Wonosari | 2 | 2 | 2 |
| 18 Delanggu | 1 | 1 | 1 |
| 19 Polanharjo | 1 | 1 | 1 |
| 20 Karanganom | 2 | 2 | 2 |
| 21 Tulung | 0 | 0 | – |
| 22 Jatinom | 1 | 1 | 1 |
| 23 Kemalang | 0 | 0 | – |
| 24 Klaten Selatan | 2 | 2 | 2 |
| 25 Klaten Tengah | 0 | 2 | 2 |
| 26 Klaten Utara | 5 | 5 | 5 |
| Kabupaten Klaten | 29 | 32 | 36 |

Lanjutan Tabel/Continued Table 4.1.10

| Kecamatan Subdistrict | SMK Vocational School | | |
|--------------------------|--------------------------|-----------|-----------|
| | 2014 | 2018 | 2019 |
| (1) | (11) | (12) | (13) |
| 01 Prambanan | 2 | 2 | 1 |
| 02 Gantiwarno | 2 | 2 | 2 |
| 03 Wedi | 0 | 0 | – |
| 04 Bayat | 2 | 1 | 1 |
| 05 Cawas | | 2 | 2 |
| 06 Trucuk | 1 | 1 | 1 |
| 07 Kalikotes | 0 | 0 | – |
| 08 Kebonarum | 1 | 0 | – |
| 09 Jogonalan | 2 | 2 | 2 |
| 10 Manisrenggo | 1 | 1 | 1 |
| 11 Karangnongko | 0 | 0 | – |
| 12 Ngawen | 1 | 1 | 1 |
| 13 Cepher | 3 | 3 | 3 |
| 14 Pedan | 2 | 2 | 4 |
| 15 Karangdowo | 1 | 1 | – |
| 16 Juwiring | 1 | 1 | 1 |
| 17 Wonosari | 1 | 3 | 2 |
| 18 Delanggu | 3 | 2 | 2 |
| 19 Polanharjo | 0 | 0 | – |
| 20 Karanganom | 0 | 0 | – |
| 21 Tulung | 2 | 2 | 1 |
| 22 Jatinom | 1 | 1 | 1 |
| 23 Kemalang | 0 | 0 | – |
| 24 Klaten Selatan | 3 | 2 | 2 |
| 25 Klaten Tengah | 4 | 5 | 4 |
| 26 Klaten Utara | 4 | 3 | 3 |
| Kabupaten Klaten | 39 | 37 | 34 |

Lanjutan Tabel/*Continued Table* 4.1.10

| Kecamatan Subdistrict | Perguruan Tinggi University | | |
|--------------------------|--------------------------------|----------|----------|
| | 2014 | 2018 | 2019 |
| (1) | (14) | (15) | (16) |
| 01 Prambanan | 0 | 0 | – |
| 02 Gantiwarno | 0 | 0 | – |
| 03 Wedi | 0 | 0 | – |
| 04 Bayat | 0 | 0 | – |
| 05 Cawas | 0 | 0 | – |
| 06 Trucuk | 0 | 0 | – |
| 07 Kalikotes | 0 | 0 | – |
| 08 Kebonarum | 1 | 1 | 1 |
| 09 Jogonalan | 0 | 0 | – |
| 10 Manisrenggo | 0 | 0 | – |
| 11 Karangnongko | 0 | 0 | – |
| 12 Ngawen | 0 | 0 | – |
| 13 Ceper | 2 | 2 | 2 |
| 14 Pedan | 0 | 0 | – |
| 15 Karangdowo | 0 | 0 | – |
| 16 Juwiring | 0 | 0 | – |
| 17 Wonosari | 0 | 0 | – |
| 18 Delanggu | 0 | 1 | 1 |
| 19 Polanharjo | 0 | 0 | – |
| 20 Karanganom | 0 | 0 | – |
| 21 Tulung | 0 | 0 | – |
| 22 Jatinom | 0 | 0 | – |
| 23 Kemalang | 0 | 0 | – |
| 24 Klaten Selatan | 1 | 1 | 1 |
| 25 Klaten Tengah | 2 | 2 | 2 |
| 26 Klaten Utara | 2 | 2 | 2 |
| Kabupaten Klaten | 8 | 9 | 9 |

Catatan/Note: ¹ Desa pada tabel ini termasuk Unit Permukiman Transmigrasi (UPT) yang masih dibina oleh kementerian terkait dan nagari di Provinsi Sumatera Barat/
 Villages in this table include Transmigration Settlement Unit which is still fostered by the relevant ministries and the nagari in the Province of Sumatera Barat

Sumber/Source: BPS, Pendataan Potensi Desa (Podes) / BPS–Statistics Indonesia, Village Potential Data Collection

Tabel
Table 4.1.11

Angka Partisipasi Murni (APM) dan Angka Partisipasi Kasar (APK) Menurut Jenjang Pendidikan di Kabupaten Klaten, 2018 dan 2019
Net Participation Rates and Gross Participation Rates by Educational Level in Klaten Regency, 2018 and 2019

| Jenjang Pendidikan <i>Educational Level</i> | Angka Partisipasi Murni (APM) <i>Net Participation Rates</i> | | Angka Partisipasi Kasar (APK) <i>Gross Participation Rates</i> | |
|--|---|-------|---|--------|
| | 2018 | 2019 | 2018 | 2019 |
| (1) | (2) | (3) | (4) | (5) |
| SD/MI <i>Elementary School</i> | 96.74 | 96.74 | 102.83 | 104.76 |
| SMP/MTs <i>Junior High School</i> | 79.96 | 80.26 | 92.11 | 92.74 |
| SMA/SMK/MA <i>Senior High School</i> | 73.28 | 73.33 | 104.48 | 109.20 |

Catatan/Note: ...
Sumber/Source: BPS, Survei Sosial Ekonomi Nasional (Susenas)/BPS-Statistics Indonesia, National Socioeconomic Survey

Tabel
Table 4.1.12

Persentase Penduduk Berumur 15 Tahun ke Atas yang Melek Huruf Menurut Kelompok Umur di Kabupaten Klaten, 2018 dan 2019
Percentage of Literate People Aged 15 Years and Over by Age Group in Klaten Regency, 2018 and 2019

| Kelompok Umur Age Group | 2018 | 2019 |
|----------------------------|------|---------------|
| (1) | (2) | (3) |
| 15–19 | ... | 100.00 |
| 20–24 | ... | 100.00 |
| 25–29 | ... | 100.00 |
| 30–34 | ... | 100.00 |
| 35–39 | ... | 100.00 |
| 40–44 | ... | 99.84 |
| 45–49 | ... | 98.89 |
| 50+ | ... | 82.31 |
| Jumlah/Total | ... | |
| 15–24 | ... | 100.00 |
| 15–44 | ... | 99.97 |
| 15+ | ... | 93.06 |
| 45+ | ... | 85.49 |

Catatan/Note:

...

Sumber/Source:

BPS, Survei Sosial Ekonomi Nasional (Susenas)/BPS-Statistics Indonesia, National Socioeconomic Survey

4.2 KESEHATAN HEALTH

Tabel
Table 4.2.1 Jumlah Desa¹/Kelurahan Yang Memiliki Sarana Kesehatan Menurut Kecamatan, 2014–2019
Number of Villages¹ Having Health Facilities by Subdistrict, 2014–2019

| Kecamatan Subdistrict | Rumah Sakit Hospital | | |
|--------------------------|-------------------------|-----------|-----------|
| | 2014 | 2018 | 2019 |
| (1) | (2) | (3) | (4) |
| 01 Prambanan | – | – | – |
| 02 Gantiwarno | – | – | – |
| 03 Wedi | – | – | – |
| 04 Bayat | 1 | – | – |
| 05 Cawas | 3 | 1 | 1 |
| 06 Trucuk | – | – | – |
| 07 Kalikotes | – | – | – |
| 08 Kebonarum | – | – | – |
| 09 Jogonalan | – | – | – |
| 10 Manisrenggo | 1 | – | – |
| 11 Karangnongko | – | – | – |
| 12 Ngawen | – | – | – |
| 13 Ceper | – | – | – |
| 14 Pedan | 2 | 2 | 2 |
| 15 Karangdowo | – | – | – |
| 16 Juwiring | – | – | – |
| 17 Wonosari | – | – | – |
| 18 Delanggu | 3 | 1 | 1 |
| 19 Polanharjo | 1 | 0 | – |
| 20 Karanganom | – | – | – |
| 21 Tulung | – | – | – |
| 22 Jatinom | 1 | 1 | 1 |
| 23 Kemalang | – | – | – |
| 24 Klaten Selatan | 3 | 3 | 3 |
| 25 Klaten Tengah | – | 1 | 1 |
| 26 Klaten Utara | 3 | 2 | 2 |
| Kabupaten Klaten | 18 | 11 | 11 |

Lanjutan Tabel/*Continued Table* 4.2.1

| Kecamatan Subdistrict | Rumah Sakit Bersalin Maternity Hospital | | |
|--------------------------|--|-----------|----------|
| | 2014 | 2018 | 2019 |
| (1) | (5) | (6) | (7) |
| 01 Prambanan | 4 | – | – |
| 02 Gantiwarno | – | – | – |
| 03 Wedi | 2 | – | – |
| 04 Bayat | 3 | 4 | – |
| 05 Cawas | 2 | 1 | – |
| 06 Trucuk | 4 | – | – |
| 07 Kalikotes | – | – | – |
| 08 Kebonarum | – | – | – |
| 09 Jogonalan | 3 | 1 | – |
| 10 Manisrenggo | 3 | 2 | – |
| 11 Karangnongko | – | – | – |
| 12 Ngawen | – | – | – |
| 13 Ceper | – | – | – |
| 14 Pedan | 1 | – | – |
| 15 Karangdowo | 2 | 1 | – |
| 16 Juwiring | – | – | – |
| 17 Wonosari | 4 | 1 | – |
| 18 Delanggu | 4 | – | 1 |
| 19 Polanharjo | 0 | – | – |
| 20 Karanganom | 0 | 1 | – |
| 21 Tulung | 0 | – | – |
| 22 Jatinom | 1 | – | – |
| 23 Kemalang | 1 | – | – |
| 24 Klaten Selatan | 0 | – | – |
| 25 Klaten Tengah | 2 | – | 1 |
| 26 Klaten Utara | 3 | – | – |
| Kabupaten Klaten | 39 | 11 | 2 |

Lanjutan Tabel/*Continued Table 4.2.1*

| Kecamatan Subdistrict | Poliklinik Polyclinic | | |
|--------------------------|--------------------------|-----------|-----------|
| | 2014 | 2018 | 2019 |
| (1) | (8) | (9) | (10) |
| 01 Prambanan | 1 | 5 | 5 |
| 02 Gantiwarno | 2 | 1 | 2 |
| 03 Wedi | 7 | 1 | 2 |
| 04 Bayat | 3 | 3 | 3 |
| 05 Cawas | 2 | 3 | 2 |
| 06 Trucuk | 3 | 4 | 6 |
| 07 Kalikotes | 1 | 1 | 2 |
| 08 Kebonarum | 1 | 0 | – |
| 09 Jogonalan | 2 | 1 | 1 |
| 10 Manisrenggo | 3 | 3 | 3 |
| 11 Karangnongko | 0 | 1 | – |
| 12 Ngawen | 0 | 2 | 2 |
| 13 Cepher | 2 | 1 | 3 |
| 14 Pedan | 2 | 3 | 4 |
| 15 Karangdowo | 2 | 1 | 1 |
| 16 Juwiring | 2 | 3 | 3 |
| 17 Wonosari | 0 | 6 | 1 |
| 18 Delanggu | 2 | 4 | 5 |
| 19 Polanharjo | 0 | 7 | 7 |
| 20 Karanganom | 1 | 1 | 1 |
| 21 Tulung | 2 | 2 | 1 |
| 22 Jatinom | 1 | 0 | – |
| 23 Kemalang | 1 | 2 | 2 |
| 24 Klaten Selatan | 5 | 6 | 7 |
| 25 Klaten Tengah | 2 | 3 | 4 |
| 26 Klaten Utara | 5 | 4 | 7 |
| Kabupaten Klaten | 52 | 68 | 74 |

Lanjutan Tabel/*Continued Table* 4.2.1

| Kecamatan Subdistrict | Puskesmas Public Health Center | | |
|--------------------------|-----------------------------------|-----------|-----------|
| | 2014 | 2018 | 2019 |
| (1) | (11) | (12) | (13) |
| 01 Prambanan | 2 | 2 | 2 |
| 02 Gantiwarno | 1 | 1 | 1 |
| 03 Wedi | 1 | 1 | 1 |
| 04 Bayat | 0 | 1 | 1 |
| 05 Cawas | 2 | 2 | 2 |
| 06 Trucuk | 2 | 3 | 2 |
| 07 Kalikotes | 1 | 1 | 1 |
| 08 Kebonarum | 1 | 1 | 1 |
| 09 Jogonalan | 2 | 2 | 2 |
| 10 Manisrenggo | 1 | 2 | 1 |
| 11 Karangnongko | 1 | 1 | 1 |
| 12 Ngawen | 1 | 1 | 1 |
| 13 Ceper | 2 | 2 | 2 |
| 14 Pedan | 1 | 1 | 1 |
| 15 Karangdowo | 1 | 1 | 1 |
| 16 Juwiring | 1 | 1 | 1 |
| 17 Wonosari | 2 | 2 | 2 |
| 18 Delanggu | 1 | 1 | 1 |
| 19 Polanharjo | 1 | 1 | 1 |
| 20 Karanganom | 1 | 1 | 1 |
| 21 Tulung | 2 | 3 | 2 |
| 22 Jatinom | 2 | 2 | 2 |
| 23 Kemalang | 1 | 2 | 1 |
| 24 Klaten Selatan | 1 | 2 | 1 |
| 25 Klaten Tengah | 1 | 1 | 1 |
| 26 Klaten Utara | 1 | 1 | 1 |
| Kabupaten Klaten | 33 | 39 | 34 |

Lanjutan Tabel/*Continued Table 4.2.1*

| Kecamatan Subdistrict | Puskesmas Pembantu Subsidiary of Public Health Center | | |
|--------------------------|--|-----------|-----------|
| | 2014 | 2018 | 2019 |
| (1) | (14) | (15) | (16) |
| 01 Prambanan | 3 | 3 | 3 |
| 02 Gantiwarno | 3 | 2 | 3 |
| 03 Wedi | 3 | 3 | 3 |
| 04 Bayat | 6 | 6 | 6 |
| 05 Cawas | 4 | 3 | 4 |
| 06 Trucuk | 4 | 4 | 4 |
| 07 Kalikotes | 2 | 2 | 2 |
| 08 Kebonarum | 1 | 1 | 1 |
| 09 Jogonalan | 2 | 2 | 1 |
| 10 Manisrenggo | 4 | 4 | 4 |
| 11 Karangnongko | 3 | 3 | 3 |
| 12 Ngawen | 3 | 3 | 3 |
| 13 Ceper | 4 | 3 | 3 |
| 14 Pedan | 4 | 1 | 4 |
| 15 Karangdowo | 3 | 3 | 3 |
| 16 Juwiring | 3 | 3 | 3 |
| 17 Wonosari | 6 | 5 | 6 |
| 18 Delanggu | 2 | 2 | 2 |
| 19 Polanharjo | 4 | 4 | 4 |
| 20 Karanganom | 5 | 3 | 5 |
| 21 Tulung | 4 | 4 | 4 |
| 22 Jatinom | 4 | 2 | 4 |
| 23 Kemalang | 3 | 3 | 3 |
| 24 Klaten Selatan | 3 | 3 | 3 |
| 25 Klaten Tengah | 0 | 0 | – |
| 26 Klaten Utara | 1 | 1 | 1 |
| Kabupaten Klaten | 84 | 73 | 82 |

Lanjutan Tabel/*Continued Table 4.2.1*

| Kecamatan Subdistrict | Apotek Pharmacy | | |
|--------------------------|--------------------|------------|------------|
| | 2014 | 2018 | 2019 |
| (1) | (17) | (18) | (19) |
| 01 Prambanan | 5 | 5 | 5 |
| 02 Gantiwarno | 4 | 5 | 3 |
| 03 Wedi | 6 | 8 | 7 |
| 04 Bayat | 3 | 2 | 2 |
| 05 Cawas | 5 | 5 | 9 |
| 06 Trucuk | 6 | 12 | 10 |
| 07 Kalikotes | 2 | 3 | 4 |
| 08 Kebonarum | 2 | 3 | 3 |
| 09 Jogonalan | 7 | 6 | 7 |
| 10 Manisrenggo | 3 | 6 | 5 |
| 11 Karangnongko | 2 | 3 | 2 |
| 12 Ngawen | 2 | 2 | 2 |
| 13 Ceper | 6 | 5 | 6 |
| 14 Pedan | 3 | 5 | 5 |
| 15 Karangdowo | 2 | 1 | 2 |
| 16 Juwiring | 2 | 5 | 7 |
| 17 Wonosari | 5 | 5 | 5 |
| 18 Delanggu | 5 | 4 | 4 |
| 19 Polanharjo | 3 | 2 | 2 |
| 20 Karanganom | 4 | 4 | 6 |
| 21 Tulung | 2 | 2 | 2 |
| 22 Jatinom | 5 | 3 | 4 |
| 23 Kemalang | 1 | 2 | 2 |
| 24 Klaten Selatan | 8 | 8 | 10 |
| 25 Klaten Tengah | 6 | 5 | 6 |
| 26 Klaten Utara | 6 | 7 | 5 |
| Kabupaten Klaten | 105 | 118 | 125 |

Catatan/Note: ¹ Desa pada tabel ini termasuk Unit Permukiman Transmigrasi (UPT) yang masih dibina oleh kementerian terkait dan nagari di Provinsi Sumatera Barat/
Villages in this table include Transmigration Settlement Unit which is still fostered by the relevant ministries and the nagari in the Province of Sumatera Barat

Sumber/Source: BPS, Pendataan Potensi Desa (Podes)/BPS-Statistics Indonesia, Village Potential Data Collecting

4.3 AGAMA DAN SOSIAL LAINNYA RELIGION AND OTHER SOCIAL AFFAIRS

Tabel 4.3.1 Jumlah Penduduk Menurut Kecamatan dan Agama yang Dianut, 2019
Table Population by Subdistrict and Religion, 2019

| Kecamatan Subdistrict | Islam | Protestan Protestant | Katolik Catholic | Hindu | Budha Buddha | Lainnya Others |
|--------------------------|------------------|-------------------------|---------------------|--------------|-----------------|-------------------|
| (1) | (2) | (3) | (4) | (5) | (6) | (7) |
| 01 Prambanan | 51 289 | 2 071 | 1 269 | 88 | 116 | ... |
| 02 Gantiwarno | 38 962 | 1 185 | 2 019 | 367 | 59 | ... |
| 03 Wedi | 49 352 | 1 818 | 2 179 | 938 | ... | ... |
| 04 Bayat | 66 110 | 2 101 | 2 15 | 55 | ... | ... |
| 05 Cawas | 65 077 | 1 875 | 1 260 | 8 | ... | ... |
| 06 Trucuk | 83 663 | 1 503 | 490 | 24 | 2 | ... |
| 07 Kalikotes | 34 615 | 1 418 | 687 | 14 | ... | ... |
| 08 Kebonarum | 16 333 | 1 955 | 2 878 | 935 | ... | ... |
| 09 Jogonalan | 51 407 | 2 078 | 5 045 | 1 705 | 25 | ... |
| 10 Manisrenggo | 41 769 | 996 | 312 | 135 | ... | ... |
| 11 Karangnongko | 33 191 | 1 427 | 2 115 | 2 136 | ... | ... |
| 12 Ngawen | 44 352 | 1 869 | 1 610 | 670 | ... | ... |
| 13 Ceper | 62 038 | 1 389 | 2 713 | 43 | 53 | ... |
| 14 Pedan | 46 704 | 1 915 | 569 | 266 | 15 | ... |
| 15 Karangdowo | 61 962 | 1 967 | 269 | 838 | ... | ... |
| 16 Juwiring | 66 625 | 1 015 | 888 | 104 | ... | ... |
| 17 Wonosari | 61 570 | 1 448 | 1 128 | 26 | 14 | ... |
| 18 Delanggu | 43 553 | 1 164 | 1 165 | 29 | ... | ... |
| 19 Polanharjo | 46 360 | 1 550 | 165 | 46 | 23 | ... |
| 20 Karanganom | 49 647 | 1 674 | 388 | ... | ... | ... |
| 21 Tulung | 5 262 | 237 | 341 | ... | ... | ... |
| 22 Jatinom | 57 593 | 489 | 875 | ... | 1 | ... |
| 23 Kemalang | 35 624 | 1 390 | 783 | 162 | ... | ... |
| 24 Klaten Selatan | 33 364 | 3 900 | 3 843 | 423 | 64 | ... |
| 25 Klaten Tengah | 36 999 | 5 762 | 5 233 | 117 | 213 | ... |
| 26 Klaten Utara | 37 792 | 4 139 | 3 429 | 236 | 25 | ... |
| Kabupaten Klaten | 1 221 213 | 48 335 | 43 768 | 9 455 | 610 | ... |

Catatan/Note: ...
Sumber/Source: Kementerian Agama Kabupaten Klaten/Ministry of Religious Affairs of Klaten Regency

Tabel
Table 4.3.2

**Jumlah Tempat Peribadatan Menurut Kecamatan,
2019**
*Number of Places of Worship by Subdistrict and Religion,
2019*

| Kecamatan Subdistrict | Masjid Mosque | Mushola Pray Room | Gereja Protestan Protestant Church | Gereja Katholik Catholic Church | Pura Temple | Vihara |
|--------------------------|------------------|-------------------------|---|--|----------------|----------|
| (1) | (2) | (3) | (4) | (5) | (6) | (7) |
| 01 Prambanan | 97 | 56 | 8 | 2 | – | – |
| 02 Gantiwarno | 84 | 59 | 6 | 4 | 3 | – |
| 03 Wedi | 129 | 62 | 2 | 4 | 2 | – |
| 04 Bayat | 188 | 68 | 2 | 2 | 1 | – |
| 05 Cawas | 142 | 95 | 4 | 4 | – | – |
| 06 Trucuk | 178 | 97 | 8 | 1 | – | – |
| 07 Kalikotes | 102 | 22 | 6 | 1 | – | – |
| 08 Kebonarum | 17 | 14 | 7 | 2 | 4 | – |
| 09 Jogonalan | 139 | 15 | 5 | 8 | 8 | – |
| 10 Manisrenggo | 109 | 129 | 4 | 1 | 1 | – |
| 11 Karangnongko | 79 | 106 | 8 | 5 | 4 | – |
| 12 Ngawen | 137 | 36 | 3 | 1 | 2 | – |
| 13 Ceper | 102 | 117 | 4 | 2 | 1 | – |
| 14 Pedan | 97 | 83 | 5 | 1 | 2 | – |
| 15 Karangdowo | 79 | 90 | 8 | 0 | 6 | – |
| 16 Juwiring | 149 | 98 | 4 | 4 | 2 | – |
| 17 Wonosari | 122 | 57 | 3 | 4 | – | – |
| 18 Delanggu | 91 | 87 | 8 | 1 | 1 | – |
| 19 Polanharjo | 75 | 74 | 1 | 3 | 1 | – |
| 20 Karanganom | 124 | 99 | 3 | – | 1 | – |
| 21 Tulung | 166 | 49 | 3 | 1 | – | – |
| 22 Jatinom | 152 | 70 | 4 | 4 | 2 | – |
| 23 Kemalang | 80 | 88 | 4 | 1 | 1 | – |
| 24 Klaten Selatan | 98 | 22 | 9 | 2 | 2 | – |
| 25 Klaten Tengah | 85 | 12 | 13 | 4 | – | – |
| 26 Klaten Utara | 122 | 11 | 7 | 9 | 3 | – |
| Kabupaten Klaten | 2 943 | 1 716 | 139 | 71 | 47 | – |

Tabel 4.3.3 Jumlah Desa¹/Kelurahan yang Mengalami Bencana Alam² Menurut Kecamatan, 2011– 2018
Number of Villages¹ that Had Natural Disaster² by Subdistrict, 2011– 2018

| Kecamatan Subdistrict | Banjir/Flood | | |
|--------------------------|--------------|-----------|-----------|
| | 2011 | 2014 | 2018 |
| (1) | (2) | (3) | (4) |
| 01 Prambanan | 0 | 2 | 6 |
| 02 Gantiwarno | 1 | 10 | 4 |
| 03 Wedi | 7 | 11 | 7 |
| 04 Bayat | 9 | 7 | 6 |
| 05 Cawas | 13 | 11 | 14 |
| 06 Trucuk | 8 | 7 | 5 |
| 07 Kalikotes | – | 2 | – |
| 08 Kebonarum | – | – | – |
| 09 Jogonalan | – | – | – |
| 10 Manisrenggo | 1 | – | – |
| 11 Karangnongko | – | – | – |
| 12 Ngawen | – | – | – |
| 13 Ceper | – | – | – |
| 14 Pedan | – | 4 | – |
| 15 Karangdowo | 18 | 11 | 15 |
| 16 Juwiring | 6 | 4 | 2 |
| 17 Wonosari | 2 | – | 3 |
| 18 Delanggu | 1 | – | – |
| 19 Polanharjo | 1 | – | – |
| 20 Karanganom | – | 1 | – |
| 21 Tulung | – | – | – |
| 22 Jatinom | – | – | – |
| 23 Kemalang | – | – | – |
| 24 Klaten Selatan | – | – | – |
| 25 Klaten Tengah | – | – | – |
| 26 Klaten Utara | – | – | – |
| Kabupaten Klaten | 67 | 70 | 62 |

Lanjutan Tabel/*Continued Table* 4.3.3

| Kecamatan <i>Subdistrict</i> | Gempa Bumi/ <i>Earthquake</i> | | |
|---------------------------------|-------------------------------|------|------|
| | 2011 | 2014 | 2018 |
| (1) | (5) | (6) | (7) |
| 01 Prambanan | – | – | – |
| 02 Gantiwarno | – | – | 1 |
| 03 Wedi | – | 11 | – |
| 04 Bayat | – | 4 | – |
| 05 Cawas | – | 1 | – |
| 06 Trucuk | – | 7 | – |
| 07 Kalikotes | – | – | – |
| 08 Kebonarum | – | – | – |
| 09 Jogonalan | – | – | – |
| 10 Manisrenggo | – | – | – |
| 11 Karangnongko | – | – | – |
| 12 Ngawen | – | – | – |
| 13 Ceper | – | – | 1 |
| 14 Pedan | – | – | – |
| 15 Karangdowo | – | – | 1 |
| 16 Juwiring | – | 2 | – |
| 17 Wonosari | – | – | 1 |
| 18 Delanggu | – | 1 | – |
| 19 Polanharjo | – | – | – |
| 20 Karanganom | – | 1 | – |
| 21 Tulung | – | 3 | – |
| 22 Jatinom | – | – | – |
| 23 Kemalang | – | – | – |
| 24 Klaten Selatan | – | – | 1 |
| 25 Klaten Tengah | – | – | 4 |
| 26 Klaten Utara | – | – | – |
| Kabupaten Klaten | – | 30 | 9 |

Lanjutan Tabel/Continued Table 4.3.3

| Kecamatan Subdistrict | Tanah Longsor/Landslide | | |
|--------------------------|-------------------------|-----------|-----------|
| | 2011 | 2014 | 2018 |
| (1) | (8) | (9) | (10) |
| 01 Prambanan | – | – | – |
| 02 Gantiwarno | – | – | 1 |
| 03 Wedi | 2 | 1 | 2 |
| 04 Bayat | 5 | 4 | 3 |
| 05 Cawas | 1 | 2 | – |
| 06 Trucuk | – | – | – |
| 07 Kalikotes | – | 1 | 1 |
| 08 Kebonarum | – | – | – |
| 09 Jogonalan | – | – | – |
| 10 Manisrenggo | – | – | – |
| 11 Karangnongko | – | – | – |
| 12 Ngawen | – | – | – |
| 13 Ceper | – | 1 | – |
| 14 Pedan | – | – | – |
| 15 Karangdowo | 6 | 7 | 2 |
| 16 Juwiring | – | 1 | – |
| 17 Wonosari | – | – | 1 |
| 18 Delanggu | – | – | – |
| 19 Polanharjo | 1 | – | – |
| 20 Karanganom | – | – | 1 |
| 21 Tulung | – | – | – |
| 22 Jatinom | 1 | – | – |
| 23 Kemalang | – | – | – |
| 24 Klaten Selatan | – | – | – |
| 25 Klaten Tengah | – | – | – |
| 26 Klaten Utara | – | – | 1 |
| Kabupaten Klaten | 16 | 17 | 12 |

Catatan/Note: ¹ Desa pada tabel ini termasuk Unit Permukiman Transmigrasi (UPT) yang masih dibina oleh kementerian terkait dan nagari di Provinsi Sumatera Barat/
Villages in this table are included in Transmigration Settlement Unit which is still fostered by the relevant ministries and the nagari in the Province of Sumatera Barat

Sumber/Source: ² Terjadi dalam tiga tahun terakhir sampai dengan saat pencacahan/Occured during the last three years by the time of enumeration
BPS, Pendataan Potensi Desa (Podes)/BPS-Statistics Indonesia, Village Potential Data Collecting

4.4 KEMISKINAN POVERTY

Tabel 4.4.1 **Garis Kemiskinan, Jumlah, dan Persentase Penduduk Miskin di Kabupaten Klaten, 2012–2019**
Poverty Line, Number, and Percentage of Poor People in Klaten Regency, 2012–2019

| Tahun Year | Garis Kemiskinan (rupiah/kapita/bulan) Poverty Line (rupiah/capita/month) | Jumlah Penduduk Miskin (ribu) Number of Poor People (thousand) | Persentase Penduduk Miskin Percentage of Poor People |
|---------------|--|---|--|
| (1) | (2) | (3) | (4) |
| 2012 | 296.530 | 191,30 | 16,71 |
| 2013 | 315.566 | 179,50 | 15,6 |
| 2014 | 327.231 | 168,20 | 14,56 |
| 2015 | 340.484 | 172,30 | 14,89 |
| 2016 | 364.240 | 168,01 | 14,46 |
| 2017 | 376.305 | 164,99 | 14,15 |
| 2018 | 397.447 | 151,73 | 12,96 |
| 2019 | 405.537 | 144,14 | 12,28 |

Catatan/Note: ...
Sumber/Source: .BPS, Survei Sosial Ekonomi Nasional Maret/BPS-Statistics Indonesia, March National Socioeconomic Survey

Tabel
Table 4.4.2

Indeks Kedalaman Kemiskinan dan Indeks Keparahan Kemiskinan di Kabupaten Klaten, 2012–2019
Poverty Gap Index and Poverty Severity Index in Klaten Regency, 2012–2019

| Tahun Year | Indeks Kedalaman Kemiskinan Poverty Gap Index | Indeks Keparahan Kemiskinan Poverty Severity Index |
|---------------|--|---|
| (1) | (2) | (3) |
| 2012 | 2,14 | 0,47 |
| 2013 | 2,37 | 0,55 |
| 2014 | 2,02 | 0,45 |
| 2015 | 2,72 | 0,72 |
| 2016 | 2,70 | 0,71 |
| 2017 | 2,46 | 0,63 |
| 2018 | 1,72 | 0,38 |
| 2019 | 1,46 | 0,27 |

Catatan/Note:

...

Sumber/Source:

.BPS, Survei Sosial Ekonomi Nasional Maret/BPS-Statistics Indonesia, March National Socioeconomic Survey

4.5 KRIMINALITAS CRIMINALITY

Tabel 4.5.1 Banyaknya Kecelakaan Lalulintas Menurut Bulan, Kejadian, Korban, dan kerugian, 2019
Number of Traffic Accident by Month, Victims, and Losts, 2019

| Bulan Month | Banyaknya Kecelakaan Number of Traffic Accident | Banyaknya Korban Number of Victims | | | Kerugian Loss (000 Rp) |
|-------------------------|--|---------------------------------------|-------------------------------|------------------------------|------------------------------|
| | | Meninggal Death | Luka Berat Serious Injured | Luka Ringan Minor Injured | |
| (1) | (2) | (3) | (4) | (5) | (6) |
| Januari/January | 172 | 15 | - | 253 | 120 960 000 |
| Februari/February | 152 | 21 | - | 211 | 105 800 000 |
| Maret/March | 131 | 14 | - | 194 | 154 310 000 |
| April/April | 109 | 16 | 1 | 164 | 91 400 000 |
| Mei/May | 82 | 8 | - | 131 | 76 300 000 |
| Juni/June | 94 | 13 | - | 168 | 61 900 000 |
| Juli/July | 106 | 12 | 1 | 179 | 82 100 000 |
| Agustus/August | 103 | 10 | - | 188 | 61 700 000 |
| September/September | 124 | 11 | - | 209 | 104 850 000 |
| Oktober/October | 90 | 14 | - | 138 | 126 450 000 |
| November/November | 141 | 11 | 1 | 267 | 138 180 000 |
| Desember/December | 104 | 14 | 1 | 202 | 145 500 000 |
| Kabupaten Klaten | 1 408 | 159 | 4 | 2 304 | 1 277 450 000 |

Catatan/Note: ...
Sumber/Source: Polisi Resor Kabupaten Klaten/Resort Police of Klaten Regency

Tabel
Table 4.5.2

Surat Izin Mengemudi (SIM) yang Dikeluarkan Oleh Satlantas Polres Menurut Bulan dan Jenisnya, 2019
Publish of Driving Licence of "Satlantas Polres" by Month and Kind of Driving Licence, 2019

| Bulan Month | SIM A | | SIM B1 | | SIM B-2 | | SIM C | | SIM D | | SIM A UMUM | | SIM B1 UMUM | | SIM B2 UMUM | |
|-------------------------|--------------|---------------|------------|------------|-----------|-----------|---------------|---------------|-----------|----------|---------------|-----------|----------------|------------|----------------|------------|
| | B | P | B | P | B | P | B | P | B | P | B | P | B | P | B | P |
| (1) | (2) | (3) | (4) | (5) | (6) | (7) | (8) | (9) | (10) | (11) | (12) | (13) | (14) | (15) | (16) | (17) |
| Januari/January | 381 | 838 | 48 | 61 | 5 | 5 | 824 | 3 151 | - | 1 | - | 1 | 9 | 34 | 3 | 28 |
| Februari/February | 394 | 629 | 23 | 44 | 5 | 6 | 1 169 | 2 610 | - | - | - | 3 | 8 | 24 | 4 | 23 |
| Maret/March | 396 | 835 | 33 | 59 | - | 2 | 923 | 3 031 | 1 | - | 1 | 1 | 9 | 31 | 2 | 12 |
| April/April | 307 | 940 | 36 | 83 | 5 | 8 | 857 | 3 415 | - | - | - | 2 | 8 | 30 | 5 | 16 |
| Mei/May | 329 | 1 112 | 14 | 72 | 2 | 3 | 868 | 3 709 | 1 | 1 | - | - | 9 | 26 | 5 | 20 |
| Juni/June | 421 | 793 | 25 | 45 | 4 | 4 | 1 148 | 2 810 | - | - | 2 | 1 | 9 | 26 | 12 | 17 |
| Juli/July | 813 | 1 359 | 41 | 60 | 8 | 7 | 1 960 | 4 556 | - | - | - | - | 16 | 34 | 5 | 16 |
| Agustus/August | 393 | 950 | 45 | 49 | 5 | 6 | 959 | 3 390 | - | - | - | - | 16 | 37 | 3 | 14 |
| September/September | 414 | 1 164 | 49 | 48 | 3 | 6 | 1 414 | 4 151 | 36 | 1 | - | - | 10 | 26 | 9 | 23 |
| Oktober/October | 285 | 986 | 55 | 58 | 7 | 6 | 958 | 3 445 | - | - | - | - | 14 | 32 | 14 | 17 |
| November/November | 273 | 864 | 46 | 49 | 2 | 5 | 985 | 3 168 | - | 1 | - | 1 | 11 | 26 | 5 | 15 |
| Desember/December | 285 | 976 | 29 | 64 | 6 | 5 | 1 007 | 3 831 | - | - | - | 1 | 6 | 36 | 6 | 28 |
| Kabupaten Klaten | 4 691 | 11 446 | 444 | 692 | 52 | 63 | 13 072 | 41 267 | 38 | 4 | 3 | 10 | 125 | 362 | 73 | 229 |

Catatan/Note:

...

Sumber/Source:

Polisi Resor Kabupaten Klaten/Resort Police of Klaten Regency

Tabel
Table 4.5.3

Tertuduh di Luar Pelanggaran Menurut Bulan Penyelesaian dan Pekerjaan Tertuduh, 2019
Accused Out of Infraction by Month of Completion and Work Accused, 2019

| Bulan Month | Karyawan Worker | Swasta Non Government | Buruh Labour | Pengemudi Driver | Pedagang Merchant | Pelajar Student | Lainnya Other | Jumlah Total |
|-------------------------|--------------------|-----------------------------|-----------------|---------------------|----------------------|--------------------|------------------|-----------------|
| (1) | (2) | (3) | (4) | (5) | (6) | (7) | (8) | (9) |
| Januari/January | 1 | 5 | 9 | 1 | 1 | 2 | 8 | 27 |
| Februari/February | 7 | 3 | 8 | 1 | - | 2 | 13 | 34 |
| Maret/March | 1 | - | 3 | - | - | - | 2 | 6 |
| April/April | 1 | 1 | 9 | - | 3 | - | 7 | 21 |
| Mei/May | 5 | 4 | 7 | - | - | - | 4 | 20 |
| Juni/June | - | - | 11 | - | 1 | 3 | 8 | 23 |
| Juli/July | 6 | 3 | 4 | 1 | 1 | 3 | 4 | 22 |
| Agustus/August | 3 | 3 | 14 | - | 1 | 1 | 5 | 27 |
| September/September | 1 | 2 | 14 | 1 | - | 1 | 5 | 24 |
| Oktober/October | 1 | 2 | 8 | - | 2 | 1 | 9 | 23 |
| November/November | 5 | 7 | 12 | - | - | 1 | 5 | 31 |
| Desember/December | 1 | 2 | 15 | 1 | 1 | 1 | 7 | 28 |
| Kabupaten Klaten | | | | | | | | |

Catatan/Note:

...

Sumber/Source: Pengadilan Negeri Klaten Kelas IA/Klaten District Court Class IA

Tabel
Table 4.5.4

Perkara dan Terdakwa Yang Masuk Menurut Bulan Laporan dan Jenisnya, 2019
Number of Criminal law anda Accused Which Reported by Month and Type, 2019

| Bulan Month | Biasa/Usual | | Tipiring/"Tipiring" | | Pelanggaran Lalu Lintas Breaking The Law | | Jumlah Total | |
|-------------------------|-----------------|-----------------------|---------------------|-----------------------|---|-----------------------|-----------------|-----------------------|
| | Perkara Case | Terdakwa Defendant | Perkara Case | Terdakwa Defendant | Perkara Case | Terdakwa Defendant | Perkara Case | Terdakwa Defendant |
| (1) | (2) | (3) | (4) | (5) | (6) | (7) | (8) | (9) |
| Januari/January | 62 | 62 | - | - | 3 749 | 3 749 | 3 813 | 3 813 |
| Februari/February | 49 | 53 | 6 | 6 | 4 950 | 4 950 | 5 009 | 5 013 |
| Maret/March | 36 | 36 | 8 | 8 | 5 263 | 5 263 | 5 311 | 5 311 |
| April/April | 52 | 52 | 3 | 3 | 1 619 | 1 619 | 1 677 | 1 677 |
| Mei/May | 55 | 59 | 3 | 3 | 1 837 | 1 837 | 1 897 | 1 897 |
| Juni/June | 50 | 50 | 2 | 2 | 805 | 805 | 857 | 857 |
| Juli/July | 54 | 62 | 1 | 1 | 2 321 | 2 321 | 2 377 | 2 385 |
| Agustus/August | 58 | 59 | 4 | 4 | 6 871 | 6 871 | 6 934 | 6 935 |
| September/September | 52 | 55 | 3 | 3 | 7 376 | 7 376 | 7 431 | 7 434 |
| Oktober/October | 67 | 67 | 3 | 3 | 4 163 | 4 163 | 4 234 | 4 234 |
| November/November | 65 | 68 | 9 | 9 | 6 025 | 6 025 | 6 099 | 6 102 |
| Desember/December | 47 | 47 | 3 | 3 | 633 | 633 | 683 | 683 |
| Kabupaten Klaten | | | | | | | | |

Catatan/Note:

...

Sumber/Source: Pengadilan Negeri Klaten Kelas IA/Klaten District Court Class IA

Tabel
Table 4.5.5

Perkara dan Terdakwa Yang Diselesaikan Menurut Bulan Laporan dan jenisnya, 2019
Number of Criminal Law and Accused Which Finished by Month and Type, 2019

| Bulan Month | Sisa Bulan Lalu Last Month | | Masuk Bulan Ini This Month | | Diselesaikan Finish | | Sisa Bulan Ini Remainder This Month | |
|-------------------------|-------------------------------|-----------------------|-------------------------------|-----------------------|------------------------|-----------------------|---|-----------------------|
| | Perkara Case | Terdakwa Defendant | Perkara Case | Terdakwa Defendant | Perkara Case | Terdakwa Defendant | Perkara Case | Terdakwa Defendant |
| (1) | (2) | (3) | (4) | (5) | (6) | (7) | (8) | (9) |
| Januari/January | 42 | 42 | 20 | 20 | 25 | 25 | 37 | 37 |
| Februari/February | 37 | 37 | 12 | 16 | 30 | 34 | 19 | 19 |
| Maret/March | 19 | - | 17 | 17 | 5 | 5 | 31 | 31 |
| April/April | 31 | 31 | 21 | 21 | 21 | 21 | 31 | - |
| Mei/May | 31 | 34 | 24 | 24 | 17 | 20 | 38 | 38 |
| Juni/June | 38 | 38 | 12 | 12 | 21 | 21 | 29 | 29 |
| Juli/July | 29 | 33 | 25 | 29 | 18 | 18 | 36 | 36 |
| Agustus/August | 36 | 36 | 22 | 23 | 26 | 27 | 32 | 32 |
| September/September | 32 | 32 | 20 | 23 | 21 | 23 | 34 | 34 |
| Oktober/October | 31 | 31 | 36 | 36 | 23 | 23 | 44 | 33 |
| November/November | 44 | 47 | 21 | 21 | 28 | 31 | 37 | 37 |
| Desember/December | 37 | 39 | 10 | 10 | 25 | 27 | 12 | 12 |
| Kabupaten Klaten | | | | | | | | |

Catatan/Note: ...
 Sumber/Source: Pengadilan Negeri Klaten Kelas IA/Klaten District Court Class IA

Tabel
Table 4.5.6

Perkara dan Terdakwa yang Diselesaikan Menurut Bulan Laporan dan Jenisnya, 2019
Number of Criminal Law and Accused Which Finished by Month Report, 2019

| Bulan Month | Biasa/Tolakan Usual/Rejected | | Pelanggaran Offense | | Tipiring | | Jumlah Total | |
|-------------------------|---------------------------------|-----------------------|------------------------|-----------------------|-----------------|-----------------------|-----------------|-----------------------|
| | Perkara Case | Terdakwa Defendant | Perkara Case | Terdakwa Defendant | Perkara Case | Terdakwa Defendant | Perkara Case | Terdakwa Defendant |
| (1) | (2) | (3) | (4) | (5) | (6) | (7) | (8) | (9) |
| Januari/January | 25 | 25 | 3 749 | 3 749 | - | - | 3 774 | 3 774 |
| Februari/February | 30 | 34 | 4 950 | 4 950 | 6 | 6 | 4 988 | 4 992 |
| Maret/March | 5 | 5 | 5 263 | 5 263 | 8 | 8 | 5 279 | 5 279 |
| April/April | 21 | 21 | 1 619 | 1 619 | 3 | 3 | 1 645 | 1 645 |
| Mei/May | 17 | 20 | 1 837 | 1 837 | 3 | 3 | 1 859 | 1 862 |
| Juni/June | 21 | 21 | 805 | 805 | 2 | 2 | 828 | 828 |
| Juli/July | 18 | 18 | 2 321 | 2 321 | 1 | 1 | 2 340 | 2 340 |
| Agustus/August | 26 | 27 | 6 871 | 6 871 | 4 | 4 | 6 902 | 6 903 |
| September/September | 21 | 23 | 7 376 | 7 376 | 3 | 3 | 7 400 | 7 402 |
| Oktober/October | 26 | 26 | 4 163 | 4 163 | 3 | 3 | 4 193 | 4 193 |
| November/November | 28 | 31 | 6 025 | 6 025 | 9 | 9 | 6 062 | 6 065 |
| Desember/December | 25 | 27 | 633 | 633 | 3 | 3 | 661 | 663 |
| Kabupaten Klaten | | | | | | | | |

Catatan/Note: ...
 Sumber/Source: Pengadilan Negeri Klaten Kelas IA/Klaten District Court Class IA

PERTANIAN, KEHUTANAN PETERNAKAN & PERIKANAN

AGRICULTURE, FORESTRY, LIVESTOCK & FISHERY

2019

Produksi Sayuran

Bawang Merah



3676 Ton

Cabai



26280 Ton

Kubis



40 Ton

Petsai




4114 Ton


Tomat



2031 Ton



5



PENJELASAN TEKNIS

1. Pengumpulan data Statistik Pertanian (SP) diselenggarakan oleh Badan Pusat Statistik bekerja sama dengan Direktorat Jenderal Tanaman Pangan, Kementerian Pertanian
2. Data pokok tanaman pangan yang dikumpulkan adalah luas panen dan produktivitas (hasil per hektar). Produksi tanaman pangan merupakan hasil kali antara luas panen dengan produktivitas.
3. Produksi padi mencakup padi sawah dan padi lading. Data produksi padi dan palawija yang disajikan adalah kualitas: gabah kering giling (padi), pipilan kering (jagung), biji kering (kedelai dan kacang tanah), dan umbi basah (ubi kayu dan ubi jalar)
4. Tanaman sayuran dan buah semusim adalah tanaman yang bermanfaat sebagai sayur, sebagai sumber vitamin, mineral, dan lain-lain yang berumur kurang dari satu tahun. Pada umumnya bagian yang digunakan sebagai sayur berupa daun, bunga, buah, dan umbi.
5. Tanaman buah-buahan semusim adalah tanaman yang menghasilkan buah segar sebagai sumber vitamin, mineral, dan lain-lain yang berumur kurang dari satu tahun dan berbatang lunak. Pada umumnya buah yang

TECHNICAL NOTES

1. *Agricultural Survey is carried out by the BPS-Statistics Indonesia in cooperation with the Directorate General of Food Corps, The Ministry of Agriculture*
2. *The main food corps data collected consists of harvested area and productivity (yield per hectare). Food corps production is generated by multiplying harvested area and productivity.*
3. *The production of paddy covers the production of wetland paddy and dryland paddy. Production of paddy and secondary crops data are presented in the form of: dry unhusked rice (paddy), dry loose maize (maize), dry shell crops (soybeans and peanuts), and fresh roots (cassava and sweet potatoes).*
4. *Seasonal vegetable plants are used/ consumed as vegetables, which are the sources of vitamin, mineral, etc that are aged less than 1 year. In general, parts that consumed are in the form of leaves, flowers, fruits, and tubers.*
5. *Seasonal fruit plants are plants that produce fresh fruit as a sources of vitamin, mineral, etc that aged less than 1 year and soft trunked. Generally, the fruit procuded can be consumed without being cooked first.*

- dihasilkan dapat dikonsumsi tanpa dimasak terlebih dahulu.
6. Tanaman sayuran tahunan adalah tanaman yang menghasilkan buah segar sebagai sumber vitamin, mineral, dan lain-lain yang berumur satu tahun atau lebih dan berbatang keras. Pada umumnya buah yang dihasilkan dapat dikonsumsi tanpa dimasak terlebih dahulu.
 7. Tanaman sayuran tahunan adalah tanaman yang bermanfaat sebagai sayur, sebagai vitamin, mineral, dan lain-lain yang berumur satu tahun atau lebih. Pada umumnya bagian yang digunakan sebagai sayur berupa daun, bunga, buah, dan umbi.
 8. Tanaman biofarmaka adalah tanaman yang bermanfaat untuk obat-obatan, kosmetik, dan kesehatan yang dikonsumsi atau digunakan dari bagian-bagian tanaman, seperti daun, batang, buah, umbi (rimpang) ataupun akar.
 9. Tanaman hias adalah tanaman yang mempunyai nilai keindahan baik bentuk, warna daun, tajuk maupun bunganya, sering digunakan untuk penghias pekarangan dan lain sebagainya.
 10. Perkebunan besar adalah perkebunan yang diselenggarakan atau dikelola secara komersil oleh perusahaan yang berbadan hukum.
5. *Annual fruits are plants that produce fresh fruit as sourced of vitamin, mineral, etc that are aged more than 1 year and hard trunked. Generally, the fruit produced can be consumed without being cooked first.*
 7. *Annual vegetable plants are plants used as vegetables as sources of vitamin, mineral, etc that is aged more than 1 year. In general, the parts that consumed are in the form of leaves, flower, fruits, and tubers.*
 8. *Medicinal plants are plants which are useful for medicine, cosmetics, and health. It consumed from part of the plant, such as leaf, flower, tuber, and root.*
 9. *Ornamental plants are plants which have a beauty value, either in shape, colour of leaf or crown of flower, and they are often used as a yard decorator.*
 10. *Estates are a plantations organized commercially by companies with legal entities*

5.1 TANAMAN PANGAN FOOD CORPS

Tabel 5.1.1 **Luas Panen, Produksi, dan Produktivitas Padi Menurut Kecamatan (Ha) di Kabupaten Klaten, 2019**
Harvested Area, Production, and Productivity of Paddy by Subdistrict (Ha) in Klaten Regency, 2019

| Kecamatan Subdistrict | Luas Panen (Ha) Harvested Area (Ha) | Produksi (Ton) Production (Ton) | Produktivitas (Ton/Ha) Productivity (Ton/Ha) |
|--------------------------|--|------------------------------------|---|
| (1) | (2) | (3) | (4) |
| 01 Prambanan | 2 079 | 14 534 | 6.99 |
| 02 Gantiwarno | 2 613 | 16 919 | 6.47 |
| 03 Wedi | 2 889 | 18 965 | 6.56 |
| 04 Bayat | 1 099 | 6 842 | 6.23 |
| 05 Cawas | 4 144 | 29 812 | 7.19 |
| 06 Trucuk | 3 742 | 24 239 | 6.48 |
| 07 Kalikotes | 1 235 | 8 219 | 6.66 |
| 08 Kebonarum | 1 752 | 12 416 | 7.09 |
| 09 Jogonalan | 3 128 | 20 434 | 6.53 |
| 10 Manisrenggo | 2 581 | 17 807 | 6.90 |
| 11 Karangnongko | 2 180 | 14 666 | 6.73 |
| 12 Ngawen | 3 085 | 20 884 | 6.77 |
| 13 Cepher | 2 759 | 18 504 | 6.71 |
| 14 Pedan | 1 621 | 10 759 | 6.64 |
| 15 Karangdowo | 4 479 | 33 076 | 7.39 |
| 16 Juwiring | 4 824 | 31 763 | 6.58 |
| 17 Wonosari | 5 567 | 36 678 | 6.59 |
| 18 Delanggu | 3 915 | 28 011 | 7.16 |
| 19 Polanharjo | 5 377 | 36 986 | 6.88 |
| 20 Karanganom | 3 376 | 21 194 | 6.28 |
| 21 Tulung | 2 743 | 17 675 | 6.44 |
| 22 Jatinom | 1 141 | 8 018 | 7.02 |
| 23 Kemalang | 100 | 635 | 6.33 |
| 24 Klaten Selatan | 1 789 | 11 891 | 6.65 |
| 25 Klaten Tengah | 714 | 4 689 | 6.56 |
| 26 Klaten Utara | 627 | 4 247 | 6.78 |
| Kabupaten Klaten | 69 557 | 469 863 | 6.76 |

Catatan/Note: ...
Sumber/Source: Dinas Pertanian, Ketahanan Pangan, dan Perikanan Kabupaten Klaten/Department of Agriculture, Food Security, and Fishery of Klaten Regency

Tabel
 Table 5.1.2

**Produksi Jagung dan Kedelai Menurut Kecamatan (Ha) di
 Kabupaten Klaten, 2019**
*Production of Maize and Soybeans by Subdistrict (Ha) in
 Klaten Regency, 2019*

| Kecamatan Subdistrict | Produksi Jagung (Ton) Maize Production (Ton) | Produksi Kedelai (Ton) Soybeans Production (Ton) |
|--------------------------|---|---|
| (1) | (2) | (3) |
| 01 Prambanan | 7 387 | 57 |
| 02 Gantiwarno | 2 981 | - |
| 03 Wedi | 2 773 | 78 |
| 04 Bayat | 7 607 | 48 |
| 05 Cawas | 267 | 1 818 |
| 06 Trucuk | 9 672 | 153 |
| 07 Kalikotes | 4 308 | - |
| 08 Kebonarum | - | - |
| 09 Jogonalan | 12 233 | 41 |
| 10 Manisrenggo | 3 188 | - |
| 11 Karangnongko | 1 526 | - |
| 12 Ngawen | 2 808 | - |
| 13 Ceper | 7 138 | 22 |
| 14 Pedan | 4 162 | 18 |
| 15 Karangdowo | 1 037 | 293 |
| 16 Juwiring | 8 | - |
| 17 Wonosari | 75 | - |
| 18 Delanggu | 52 | - |
| 19 Polanharjo | 15 | 24 |
| 20 Karanganom | 1 590 | - |
| 21 Tulung | 23 113 | - |
| 22 Jatinom | 9 612 | - |
| 23 Kemalang | - | - |
| 24 Klaten Selatan | 270 | - |
| 25 Klaten Tengah | 547 | 7 |
| 26 Klaten Utara | 587 | - |
| Kabupaten Klaten | 102 953 | 2 559 |

Catatan/Note:

...

Sumber/Source:

Dinas Pertanian, Ketahanan Pangan, dan Perikanan Kabupaten Klaten/Departement of Agriculture, Food Security, and Fishery of Klaten Regency

5.1 HORTIKULTURA

HORTICULTURE

Tabel 5.2.1 Luas Panen Tanaman Sayuran Menurut Kecamatan dan Jenis Tanaman (ha) di Kabupaten Klaten, 2018 dan 2019
Table 5.2.1 Harvested Area of Vegetables by Subdistrict and Kind of Plant (ha) in Klaten Regency, 2018 and 2019

| Kecamatan Subdistrict | Bawang Merah/Shallot | | Cabai/Chili | |
|--------------------------|----------------------|--------------|-----------------|-----------------|
| | 2018 | 2019 | 2018 | 2019 |
| (1) | (2) | (3) | (4) | (5) |
| 01 Prambanan | – | 14,00 | 144,00 | 217,00 |
| 02 Gantiwarno | – | 3,00 | – | 8,00 |
| 03 Wedi | – | – | 5,00 | 1,00 |
| 04 Bayat | – | – | 9,00 | 9,00 |
| 05 Cawas | – | – | – | – |
| 06 Trucuk | 2,00 | 2,00 | 4,00 | 3,00 |
| 07 Kalikotes | – | 5,00 | 9,00 | 4,00 |
| 08 Kebonarum | – | – | – | – |
| 09 Jogonalan | – | 5,00 | 136,00 | 106,00 |
| 10 Manisrenggo | 2,00 | 8,00 | 153,00 | 197,00 |
| 11 Karangnongko | – | 2,00 | 116,00 | 90,00 |
| 12 Ngawen | 1,00 | – | 1,00 | – |
| 13 Ceper | – | 4,00 | 62,00 | 41,00 |
| 14 Pedan | – | – | 122,00 | 105,00 |
| 15 Karangdowo | – | – | – | – |
| 16 Juwiring | – | – | – | – |
| 17 Wonosari | – | – | 1,00 | – |
| 18 Delanggu | 6,00 | – | 3,00 | – |
| 19 Polanharjo | – | – | 2,00 | 2,00 |
| 20 Karanganom | – | – | 17,00 | 15,00 |
| 21 Tulung | – | 5,00 | 67,00 | 43,00 |
| 22 Jatinom | – | – | 208,00 | 231,00 |
| 23 Kemalang | – | – | 8,00 | 10,00 |
| 24 Klaten Selatan | – | – | – | – |
| 25 Klaten Tengah | – | – | – | – |
| 26 Klaten Utara | – | – | 2,00 | – |
| Kabupaten Klaten | 11,00 | 48,00 | 1 069,00 | 1 082,00 |

Lanjutan Tabel/*Continued Table 5.2.1*

| Kecamatan Subdistrict | Kentang/Potato | | Kubis/Cabbage | |
|--------------------------|----------------|----------|---------------|-------------|
| | 2018 | 2019 | 2018 | 2019 |
| (1) | (6) | (7) | (8) | (9) |
| 01 Prambanan | - | - | - | - |
| 02 Gantiwarno | - | - | - | - |
| 03 Wedi | - | - | - | - |
| 04 Bayat | - | - | - | - |
| 05 Cawas | - | - | - | - |
| 06 Trucuk | - | - | - | - |
| 07 Kalikotes | - | - | - | - |
| 08 Kebonarum | - | - | - | - |
| 09 Jogonalan | - | - | - | - |
| 10 Manisrenggo | - | - | - | - |
| 11 Karangnongko | - | - | - | - |
| 12 Ngawen | - | - | - | - |
| 13 Ceper | - | - | - | - |
| 14 Pedan | - | - | - | - |
| 15 Karangdowo | - | - | - | - |
| 16 Juwiring | - | - | - | - |
| 17 Wonosari | - | - | - | - |
| 18 Delanggu | - | - | - | - |
| 19 Polanharjo | - | - | - | - |
| 20 Karanganom | - | - | - | - |
| 21 Tulung | - | - | - | 1,00 |
| 22 Jatinom | - | - | - | - |
| 23 Kemalang | - | - | 5,00 | - |
| 24 Klaten Selatan | - | - | - | - |
| 25 Klaten Tengah | - | - | - | - |
| 26 Klaten Utara | - | - | - | - |
| Kabupaten Klaten | - | - | 5,00 | 1,00 |

Lanjutan Tabel/*Continued Table 5.2.1*

| Kecamatan Subdistrict | Petsai Chinese Cabbage | | Tomat/Tomato | | Bawang Putih/Garlic | |
|--------------------------|---------------------------|--------------|--------------|--------------|---------------------|----------|
| | 2018 | 2019 | 2018 | 2019 | 2018 | 2019 |
| (1) | (10) | (11) | (12) | (13) | (14) | (15) |
| 01 Prambanan | – | – | 3,00 | 1,00 | – | – |
| 02 Gantiwarno | – | – | – | 3,00 | – | – |
| 03 Wedi | – | – | 3,00 | 1,00 | – | – |
| 04 Bayat | – | – | – | – | – | – |
| 05 Cawas | – | – | – | – | – | – |
| 06 Trucuk | – | – | – | – | – | – |
| 07 Kalikotes | – | – | – | – | – | – |
| 08 Kebonarum | – | – | – | – | – | – |
| 09 Jogonalan | 1,00 | 1,00 | 1,00 | 3,00 | – | – |
| 10 Manisrenggo | 20,00 | 10,00 | 41,00 | 20,00 | – | – |
| 11 Karangnongko | 1,00 | – | – | – | – | – |
| 12 Ngawen | – | – | – | – | – | – |
| 13 Ceper | – | – | 6,00 | 4,00 | – | – |
| 14 Pedan | 22,00 | 15,00 | 1,00 | 2,00 | – | – |
| 15 Karangdowo | – | – | – | – | – | – |
| 16 Juwiring | – | – | – | – | – | – |
| 17 Wonosari | – | – | – | – | – | – |
| 18 Delanggu | – | – | – | – | – | – |
| 19 Polanharjo | – | – | 1,00 | 5,00 | – | – |
| 20 Karanganom | – | – | 12,00 | 7,00 | – | – |
| 21 Tulung | 10,00 | 12,00 | 7,00 | 17,00 | – | – |
| 22 Jatinom | 23,00 | 60,00 | – | 4,00 | – | – |
| 23 Kemalang | – | – | – | – | – | – |
| 24 Klaten Selatan | – | – | – | – | – | – |
| 25 Klaten Tengah | – | – | – | – | – | – |
| 26 Klaten Utara | – | – | – | – | – | – |
| Kabupaten Klaten | 77,00 | 98,00 | 75,00 | 67,00 | – | – |

Catatan/Note:

Sumber/Source:

...
BPS, Statistik Pertanian Hortikultura SPH-SBS/BPS-Statistics Indonesia, Agricultural Statistic for Horticulture SPH-SBS

Tabel
Table 5.2.2

Produksi Tanaman Sayuran Menurut Kecamatan dan Jenis Tanaman (ton) di Kabupaten Klaten, 2018 dan 2019
Production of Vegetables by Subdistrict and Kind of Plant (ton) in Klaten Regency, 2018 dan 2019

| Kecamatan Subdistrict | Bawang Merah/Shallot | | Cabai/Chili | |
|--------------------------|----------------------|-----------------|------------------|------------------|
| | 2018 | 2019 | 2018 | 2019 |
| (1) | (2) | (3) | (4) | (5) |
| 01 Prambanan | – | 1 240,00 | 1 854,00 | 1 523,00 |
| 02 Gantiwarno | – | 290,00 | – | 149,00 |
| 03 Wedi | – | – | 86,00 | 14,00 |
| 04 Bayat | – | – | 75,00 | 129,00 |
| 05 Cawas | – | – | – | – |
| 06 Trucuk | 118,00 | 230,00 | 102,00 | 69,00 |
| 07 Kalikotes | – | 329,00 | 171,00 | 152,00 |
| 08 Kebonarum | – | – | – | – |
| 09 Jogonalan | – | 301,00 | 7 814,00 | 9 428,00 |
| 10 Manisrenggo | 23,00 | 440,00 | 1 632,00 | 2 766,00 |
| 11 Karangnongko | – | 240,00 | 970,00 | 1 438,00 |
| 12 Ngawen | 80,00 | – | 75,00 | – |
| 13 Ceper | – | 356,00 | 1 488,00 | 2 271,00 |
| 14 Pedan | – | – | 1 257,00 | 1 204,00 |
| 15 Karangdowo | – | – | – | – |
| 16 Juwiring | – | – | – | – |
| 17 Wonosari | – | – | 6,00 | – |
| 18 Delanggu | 900,00 | – | 42,00 | – |
| 19 Polanharjo | – | – | 167,00 | 131,00 |
| 20 Karanganom | – | – | 920,00 | 313,00 |
| 21 Tulung | – | 250,00 | 1 880,00 | 1 024,00 |
| 22 Jatinom | – | – | 3 237,00 | 5 627,00 |
| 23 Kemalang | – | – | 29,00 | 42,00 |
| 24 Klaten Selatan | – | – | – | – |
| 25 Klaten Tengah | – | – | – | – |
| 26 Klaten Utara | – | – | 97,00 | – |
| Kabupaten Klaten | 1 121,00 | 3 676,00 | 21 902,00 | 26 280,00 |

Lanjutan Tabel/*Continued Table 5.2.2*

| Kecamatan Subdistrict | Kentang/Potato | | Kubis/Cabbage | |
|--------------------------|----------------|----------|---------------|--------------|
| | 2018 | 2019 | 2018 | 2019 |
| (1) | (6) | (7) | (8) | (9) |
| 01 Prambanan | - | - | - | - |
| 02 Gantiwarno | - | - | - | - |
| 03 Wedi | - | - | - | - |
| 04 Bayat | - | - | - | - |
| 05 Cawas | - | - | - | - |
| 06 Trucuk | - | - | - | - |
| 07 Kalikotes | - | - | - | - |
| 08 Kebonarum | - | - | - | - |
| 09 Jogonalan | - | - | - | - |
| 10 Manisrenggo | - | - | - | - |
| 11 Karangnongko | - | - | - | - |
| 12 Ngawen | - | - | - | - |
| 13 Ceper | - | - | - | - |
| 14 Pedan | - | - | - | - |
| 15 Karangdowo | - | - | - | - |
| 16 Juwiring | - | - | - | - |
| 17 Wonosari | - | - | - | - |
| 18 Delanggu | - | - | - | - |
| 19 Polanharjo | - | - | - | - |
| 20 Karanganom | - | - | - | - |
| 21 Tulung | - | - | - | 40,00 |
| 22 Jatinom | - | - | - | - |
| 23 Kemalang | - | - | 210,00 | - |
| 24 Klaten Selatan | - | - | - | - |
| 25 Klaten Tengah | - | - | - | - |
| 26 Klaten Utara | - | - | - | - |
| Kabupaten Klaten | - | - | 210,00 | 40,00 |

Lanjutan Tabel/*Continued Table 5.2.2*

| Kecamatan Subdistrict | Petsai Chinese Cabbage | | Tomat/Tomato | | Bawang Putih/Garlic | |
|--------------------------|---------------------------|-----------------|----------------|-----------------|---------------------|----------|
| | 2018 | 2019 | 2018 | 2019 | 2018 | 2019 |
| (1) | (10) | (11) | (12) | (13) | (14) | (15) |
| 01 Prambanan | – | – | 94,00 | 6,00 | – | – |
| 02 Gantiwarno | – | – | – | 45,00 | – | – |
| 03 Wedi | – | – | 40,00 | 24,00 | – | – |
| 04 Bayat | – | – | – | – | – | – |
| 05 Cawas | – | – | – | – | – | – |
| 06 Trucuk | – | – | – | – | – | – |
| 07 Kalikotes | – | – | – | – | – | – |
| 08 Kebonarum | – | – | – | – | – | – |
| 09 Jogonalan | 29,00 | 12,00 | 15,00 | 107,00 | – | – |
| 10 Manisrenggo | 533,00 | 156,00 | 726,00 | 488,00 | – | – |
| 11 Karangnongko | 32,00 | – | – | – | – | – |
| 12 Ngawen | – | – | – | – | – | – |
| 13 Ceper | – | – | 236,00 | 222,00 | – | – |
| 14 Pedan | 486,00 | 245,00 | 3,00 | 90,00 | – | – |
| 15 Karangdowo | – | – | – | – | – | – |
| 16 Juwiring | – | – | – | – | – | – |
| 17 Wonosari | – | – | – | – | – | – |
| 18 Delanggu | – | – | – | – | – | – |
| 19 Polanharjo | – | – | 170,00 | 91,00 | – | – |
| 20 Karanganom | – | – | 2047,00 | 121,00 | – | – |
| 21 Tulung | 341,00 | 485,00 | 666,00 | 265,00 | – | – |
| 22 Jatinom | 148,00 | 3 216,00 | – | 572,00 | – | – |
| 23 Kemalang | – | – | – | – | – | – |
| 24 Klaten Selatan | – | – | – | – | – | – |
| 25 Klaten Tengah | – | – | – | – | – | – |
| 26 Klaten Utara | – | – | – | – | – | – |
| Kabupaten Klaten | 1 569,00 | 4 114,00 | 3997,00 | 2 031,00 | – | – |

Tabel
Table 5.2.3

Luas Panen Tanaman Sayuran dan Buah-buahan Semusim Menurut Jenis Tanaman (ha) di Kabupaten Klaten, 2016–2019
Harvested Area of Seasonal Vegetables and Fruits by Kind of Plant (ha) in Klaten Regency, 2016–2019

| Jenis Tanaman Kind of Plants | 2016 | 2017 | 2018 | 2019 |
|---|------|----------|----------|------|
| (1) | (2) | (3) | (4) | (5) |
| <i>Sayuran/ Vegetables</i> | | | | |
| Bawang Daun/ <i>Wlech Onion</i> | ... | – | – | ... |
| Bawang Merah/ <i>Shallot</i> | ... | 12,00 | 11,00 | ... |
| Bawang Putih/ <i>Garlic</i> | ... | – | – | ... |
| Bayam/ <i>Spinach</i> | ... | 39,00 | 48,00 | ... |
| Buncis/ <i>Green Bean</i> | ... | – | – | ... |
| Cabai Besar/ <i>Chili (Capsicum Annum)</i> | ... | 313,00 | 434,00 | ... |
| Cabai Rawit/ <i>Chili (Capsicum Frutescens)</i> | ... | 629,00 | 635,00 | ... |
| Cabai/ <i>Chili</i> | ... | 942,00 | 1 069,00 | ... |
| Jamur/ <i>Mushroom</i> | ... | 3 600,00 | 2 200,00 | ... |
| Kacang Merah/ <i>Red Bean</i> | ... | – | – | ... |
| Kacang Panjang/ <i>Yarldlong Bean</i> | ... | 218,00 | 224,00 | ... |
| Kangkung/ <i>Kangkong</i> | ... | 39,00 | 45,00 | ... |
| Kembang Kol/ <i>Cauliflower</i> | ... | 2,00 | 8,00 | ... |
| Kentang/ <i>Potato</i> | ... | – | – | ... |
| Ketimun/ <i>Cucumber</i> | ... | 162,00 | 179,00 | ... |
| Kubis/ <i>Cabbage</i> | ... | 2,00 | 5,00 | ... |
| Labu Siam/ <i>Chayote</i> | ... | 1,00 | 14,00 | ... |
| Lobak/ <i>Radish</i> | ... | – | – | ... |
| Paprika/ <i>Bell Pepper</i> | ... | – | – | ... |
| Petsai/ <i>Chinese Cabbage</i> | ... | 44,00 | 77,00 | ... |
| Terung/ <i>Eggplant</i> | ... | 188,00 | 161,00 | ... |
| Tomat/ <i>Tomato</i> | ... | 87,00 | 75,00 | ... |
| Wortel/ <i>Carrot</i> | ... | – | – | ... |
| <i>Buah–buahan/ Fruits</i> | | | | |
| Blewah/ <i>Cantaloupe</i> | ... | – | – | ... |
| Melon/ <i>Melon</i> | ... | 39,00 | 12,00 | ... |
| Semangka/ <i>Watermelon</i> | ... | 42,00 | 43,00 | ... |
| Stroberi/ <i>Strawberry</i> | ... | – | – | ... |

Catatan/Note:

...

Sumber/Source:

BPS, Statistik Pertanian Hortikultura SPH-SBS/BPS-Statistics Indonesia, Agricultural Statistic for Horticulture SPH-SBS

Tabel
Table 5.2.4

Produksi Tanaman Sayuran dan Buah-buahan Semusim Menurut Jenis Tanaman (Kuintal) di Kabupaten Klaten, 2016–2019
Production of Seasonal Vegetables and Fruits by Kind of Plant (quintal) in Klaten Regency, 2016–2019

| Jenis Tanaman Kind of Plants | 2016 | 2017 | 2018 | 2019 |
|--|------|-----------|-----------|------|
| (1) | (2) | (3) | (4) | (5) |
| Sayuran/ Vegetables | | | | |
| Bawang Daun/ Welech Onion | ... | – | – | ... |
| Bawang Merah/ Shallot | ... | 337,00 | 1 121,00 | ... |
| Bawang Putih/ Garlic | ... | – | – | ... |
| Bayam/ Spinach | ... | 182,00 | 461,00 | ... |
| Buncis/ Green Bean | ... | – | – | ... |
| Cabai Besar/ Chili (Capsicum Annum) | ... | 5 997,00 | 9 627,00 | ... |
| Cabai Rawit/ Chili (Capsicum Frutescens) | ... | 8 663,00 | 12 275,00 | ... |
| Cabai/ Chili | ... | 14 660,00 | 21 902,00 | ... |
| Jamur/ Mushroom | ... | 7 152,00 | 7 102,00 | ... |
| Kacang Merah/ Red Bean | ... | – | – | ... |
| Kacang Panjang/ Yardlong Bean | ... | 6 682,00 | 7 224,00 | ... |
| Kangkung/ Kangkong | ... | 190,00 | 453,00 | ... |
| Kembang Kol/ Cauliflower | ... | 18,00 | 193,00 | ... |
| Kentang/ Potato | ... | – | – | ... |
| Ketimun/ Cucumber | ... | 8 012,00 | 7 562,00 | ... |
| Kubis/ Cabbage | ... | 172,00 | 210,00 | ... |
| Labu Siam/ Chayote | ... | 6,00 | 274,00 | ... |
| Lobak/ Radish | ... | – | – | ... |
| Paprika/ Bell Pepper | ... | – | – | ... |
| Petsai/ Chinese Cabbage | ... | 1 971,00 | 1 569,00 | ... |
| Terung/ Eggplant | ... | 6 453,00 | 6 034,00 | ... |
| Tomat/ Tomato | ... | 4 687,00 | 3 997,00 | ... |
| Wortel/ Carrot | ... | – | – | ... |
| Buah–buahan/ Fruits | | | | |
| Blewah/ Cantaloupe | ... | – | – | ... |
| Melon/ Melon | ... | 3 217,00 | 2 097,00 | ... |
| Semangka/ Watermelon | ... | 3 334,00 | 6 078,00 | ... |
| Stroberi/ Strawberry | ... | – | – | ... |

Catatan/Note: ...

Sumber/Source: BPS, Statistik Pertanian Hortikultura SPH-SBS/BPS-Statistics Indonesia, Agricultural Statistic for Horticulture SPH-SBS

Tabel
Table 5.2.5

Luas Panen Tanaman Biofarmaka Menurut Kecamatan dan Jenis Tanaman (m²) di Kabupaten Klaten, 2018 dan 2019
Harvested Area of Medicinal Plants by Subdistrict and Kind of Plant (m²) in Klaten Regency, 2018 and 2019

| Kecamatan Subdistrict (1) | Jahe/Ginger | | Laos/Lengkuas/Galanga | |
|---------------------------------|-----------------|-----------------|-----------------------|---------------|
| | 2018 (2) | 2019 (3) | 2018 (4) | 2019 (5) |
| 01 Prambanan | - | - | - | - |
| 02 Gantiwarno | - | - | - | - |
| 03 Wedi | - | - | - | - |
| 04 Bayat | 1 500,00 | 1 500,00 | 50,00 | 50,00 |
| 05 Cawas | - | - | - | - |
| 06 Trucuk | - | - | - | - |
| 07 Kalikotes | 400,00 | - | 600,00 | - |
| 08 Kebonarum | - | - | - | - |
| 09 Jogonalan | - | - | - | - |
| 10 Manisrenggo | - | - | - | - |
| 11 Karangnongko | - | - | - | - |
| 12 Ngawen | - | - | - | - |
| 13 Ceper | 3 025,00 | 135,00 | 160,00 | 162,00 |
| 14 Pedan | - | - | - | - |
| 15 Karangdowo | - | - | - | - |
| 16 Juwiring | - | - | - | - |
| 17 Wonosari | - | - | - | - |
| 18 Delanggu | - | - | - | - |
| 19 Polanharjo | 50,00 | 40,00 | 55,00 | 20,00 |
| 20 Karanganom | - | - | - | - |
| 21 Tulung | 1,00 | 1,00 | - | - |
| 22 Jatinom | - | - | - | - |
| 23 Kemalang | - | - | - | - |
| 24 Klaten Selatan | - | - | - | - |
| 25 Klaten Tengah | - | - | - | - |
| 26 Klaten Utara | - | - | - | - |
| Kabupaten Klaten | 4 976,00 | 1 676,00 | 865,00 | 232,00 |

Lanjutan Tabel/Continued Table 5.2.5

| Kecamatan Subdistrict | Kecur/East Indian Galangal | | Kunyit/Turmeric | |
|--------------------------|----------------------------|---------------|-----------------|---------------|
| | 2018 | 2019 | 2018 | 2019 |
| (1) | (6) | (7) | (8) | (9) |
| 01 Prambanan | - | - | - | - |
| 02 Gantiwarno | - | - | - | - |
| 03 Wedi | - | - | - | - |
| 04 Bayat | 50,00 | 50,00 | 150,00 | 150,00 |
| 05 Cawas | - | - | - | - |
| 06 Trucuk | - | - | - | - |
| 07 Kalikotes | 100,00 | - | 1 000,00 | - |
| 08 Kebonarum | - | - | - | - |
| 09 Jogonalan | - | - | - | - |
| 10 Manisrenggo | - | - | - | - |
| 11 Karangnongko | - | - | - | - |
| 12 Ngawen | - | - | - | - |
| 13 Ceper | 140,00 | 57,00 | - | - |
| 14 Pedan | - | - | - | - |
| 15 Karangdowo | - | - | - | - |
| 16 Juwiring | - | - | - | - |
| 17 Wonosari | - | - | - | - |
| 18 Delanggu | - | - | - | - |
| 19 Polanharjo | - | - | 15,00 | 10,00 |
| 20 Karanganom | - | - | - | - |
| 21 Tulung | - | - | - | - |
| 22 Jatinom | - | - | - | - |
| 23 Kemalang | - | - | - | - |
| 24 Klaten Selatan | - | - | - | - |
| 25 Klaten Tengah | - | - | - | - |
| 26 Klaten Utara | - | - | - | - |
| Kabupaten Klaten | 290,00 | 107,00 | 1 165,00 | 160,00 |

Catatan/Note:

Sumber/Source: BPS, Statistik Pertanian Hortikultura SPH-TBF/BPS-Statistics Indonesia, Agricultural Statistic for Horticulture SPH-TBF

Tabel
Table 5.2.6

Produksi Tanaman Biofarmaka Menurut Kecamatan dan Jenis Tanaman (kg) di Kabupaten Klaten, 2018 and 2019
Production of Medicinal Plants by Subdistrict and Kind of Plant (kg) in Klaten Regency, 2018 and 2019

| Kecamatan Subdistrict (1) | Jahe/Ginger | | Laos/Lengkuas/Galanga | |
|---------------------------------|------------------|-----------------|-----------------------|---------------|
| | 2018 (2) | 2019 (3) | 2018 (4) | 2019 (5) |
| 01 Prambanan | - | - | - | - |
| 02 Gantiwarno | - | - | - | - |
| 03 Wedi | - | - | - | - |
| 04 Bayat | 4 600,00 | 4 600,00 | 100,00 | 100,00 |
| 05 Cawas | - | - | - | - |
| 06 Trucuk | - | - | - | - |
| 07 Kalikotes | 247,00 | - | 485,00 | - |
| 08 Kebonarum | - | - | - | - |
| 09 Jogonalan | - | - | - | - |
| 10 Manisrenggo | - | - | - | - |
| 11 Karangnongko | - | - | - | - |
| 12 Ngawen | - | - | - | - |
| 13 Ceper | 7 118,00 | 64,00 | 521,00 | 136,00 |
| 14 Pedan | - | - | - | - |
| 15 Karangdowo | - | - | - | - |
| 16 Juwiring | - | - | - | - |
| 17 Wonosari | - | - | - | - |
| 18 Delanggu | - | - | - | - |
| 19 Polanharjo | 250,00 | 200,00 | 255,00 | 110,00 |
| 20 Karanganom | - | - | - | - |
| 21 Tulung | 6,00 | 2,00 | - | - |
| 22 Jatinom | - | - | - | - |
| 23 Kemalang | - | - | - | - |
| 24 Klaten Selatan | - | - | - | - |
| 25 Klaten Tengah | - | - | - | - |
| 26 Klaten Utara | - | - | - | - |
| Kabupaten Klaten | 12 221,00 | 4 866,00 | 1 361,00 | 346,00 |

Lanjutan Tabel/Continued Table 5.2.6

| Kecamatan Subdistrict | Kencur/East Indian Galangal | | Kunyit/Turmeric | |
|--------------------------|-----------------------------|---------------|-----------------|---------------|
| | 2018 | 2019 | 2018 | 2019 |
| (1) | (6) | (7) | (8) | (9) |
| 01 Prambanan | – | – | – | – |
| 02 Gantiwarno | – | – | – | – |
| 03 Wedi | – | – | – | – |
| 04 Bayat | 120,00 | 110,00 | 340,00 | 340,00 |
| 05 Cawas | – | – | – | – |
| 06 Trucuk | – | – | – | – |
| 07 Kalikotes | 85,00 | – | 550,00 | – |
| 08 Kebonarum | – | – | – | – |
| 09 Jogonalan | – | – | – | – |
| 10 Manisrenggo | – | – | – | – |
| 11 Karangnongko | – | – | – | – |
| 12 Ngawen | – | – | – | – |
| 13 Ceper | 95,00 | 27,00 | – | – |
| 14 Pedan | – | – | – | – |
| 15 Karangdowo | – | – | – | – |
| 16 Juwiring | – | – | – | – |
| 17 Wonosari | – | – | – | – |
| 18 Delanggu | – | – | – | – |
| 19 Polanharjo | – | – | 30,00 | 20,00 |
| 20 Karanganyam | – | – | – | – |
| 21 Tulung | – | – | – | – |
| 22 Jatinom | – | – | – | – |
| 23 Kemalang | – | – | – | – |
| 24 Klaten Selatan | – | – | – | – |
| 25 Klaten Tengah | – | – | – | – |
| 26 Klaten Utara | – | – | – | – |
| Kabupaten Klaten | 300,00 | 137,00 | 920,00 | 360,00 |

Catatan/Note: ...

Sumber/Source: BPS, Statistik Pertanian Hortikultura SPH-TBF/BPS-Statistics Indonesia, Agricultural Statistic for Horticulture SPH-TBF

Tabel
Table 5.2.7

Luas Panen Tanaman Biofarmaka Menurut Jenis Tanaman (m²) di Kabupaten Klaten, 2016–2019
Harvested Area of Medicinal Plants by Kind of Plant (m²) in Klaten Regency, 2016–2019

| Jenis Tanaman Kind of Plants | 2016 | 2017 | 2018 | 2019 |
|---|------|-----------|----------|-------|
| (1) | (2) | (3) | (4) | (5) |
| Dlingo/Dringo/ Sweet Root/Calamus | ... | – | – | ... |
| Jahe/ Ginger | ... | 7 421,00 | 4 976,00 | ... |
| Kapulaga/ Java Cardamon | ... | – | – | ... |
| Keji Beling/Kecibeling/ Strobilanthes crisper | ... | – | 10,00 | ... |
| Kencur/ East Indian Galangal | ... | 2 200,00 | 290,00 | ... |
| Kunyit/ Turmeric | ... | 4 251,00 | 1 165,00 | ... |
| Laos/Lengkuas/ Galanga | ... | 1 675,00 | 865,00 | ... |
| Lempuyang/ Zingiber Aromaticum | ... | 2 130,00 | 1 625,00 | ... |
| Lidah Buaya/ Oliviera | ... | – | 279,00 | ... |
| Mahkota Dewa/ God's Crown | ... | 51,00 | 74,00 | ... |
| Mengkudu/Pace/ Indian Mulberry | ... | 10,00 | 104,00 | ... |
| Sambiloto/ King of Bitter | ... | – | 15,00 | ... |
| Temuireng/ Black Turmeric | ... | 2 540,00 | 1 500,00 | ... |
| Temukunci/ Chinese Keys | ... | – | – | ... |
| Temulawak/ Java Turmeric | ... | 3 040,00 | 2 000,00 | ... |
| Dlingo/Dringo/ Sweet Root/Calamus | ... | – | – | ... |
| Jahe/ Ginger | ... | 15 919,00 | 4 976 | 1 676 |
| Kapulaga/ Java Cardamon | ... | – | - | - |
| Keji Beling/Kecibeling/ Strobilanthes crisper | ... | – | 10 | - |
| Kencur/ East Indian Galangal | ... | 4 545,00 | 290 | 107 |
| Kunyit/ Turmeric | ... | 10 495,00 | 1 165 | 160 |
| Laos/Lengkuas/ Galanga | ... | 5 434,00 | 865 | 232 |
| Lempuyang/ Zingiber Aromaticum | ... | 4 217,00 | 1 625 | 1 525 |
| Lidah Buaya/ Oliviera | ... | – | 279 | - |
| Mahkota Dewa/ God's Crown | ... | 2 550,00 | 74 | - |
| Mengkudu/Pace/ Indian Mulberry | ... | 367,00 | 104 | - |
| Sambiloto/ King of Bitter | ... | – | 15 | 15 |
| Temuireng/ Black Turmeric | ... | 6 363,00 | 1 500 | 1 500 |
| Temukunci/ Chinese Keys | ... | – | - | - |
| Temulawak/ Java Turmeric | ... | 6 595,00 | 2 000 | 2 000 |

Catatan/Note:

...

Sumber/Source:

BPS, Statistik Pertanian Hortikultura SPH-TBF/BPS-Statistics Indonesia, Agricultural Statistic for Horticulture SPH-TBF

Tabel
Table 5.2.8

Produksi Tanaman Biofarmaka Menurut Jenis Tanaman (kg) di Kabupaten Klaten, 2016–2019
Production of Medicinal Plants by Kind of Plant (kg) in Klaten Regency, 2016–2019

| Jenis Tanaman Kind of Plants | 2016 | 2017 | 2018 | 2019 |
|---|------|--------|--------|-------|
| (1) | (2) | (3) | (4) | (5) |
| Dlingo/Dringo/ Sweet Root/Calamus | ... | – | – | ... |
| Jahe/ Ginger | ... | 15 919 | 12 221 | ... |
| Kapulaga/ Java Cardamon | ... | – | – | ... |
| Keji Beling/Kecibeling/ Strobilanthes crisper | ... | – | 4 | ... |
| Kencur/ East Indian Galangal | ... | 4 545 | 300 | ... |
| Kunyit/ Turmeric | ... | 10 495 | 920 | ... |
| Laos/Lengkuas/ Galanga | ... | 5 434 | 1 361 | ... |
| Lempuyang/ Zingiber Aromaticum | ... | 4 217 | 2 695 | ... |
| Lidah Buaya/ Oliviera | ... | – | 201 | ... |
| Mahkota Dewa/ God's Crown | ... | 2 550 | 888 | ... |
| Mengkudu/Pace/ Indian Mulberry | ... | 367 | 167 | ... |
| Sambiloto/ King of Bitter | ... | – | 6 | ... |
| Temuireng/ Black Turmeric | ... | 6 363 | 3 600 | ... |
| Temukunci/ Chinese Keys | ... | – | – | ... |
| Temulawak/ Java Turmeric | ... | 6 595 | 4 100 | ... |
| Dlingo/Dringo/ Sweet Root/Calamus | ... | – | – | ... |
| Jahe/ Ginger | ... | 12 221 | 12 221 | 4 866 |
| Kapulaga/ Java Cardamon | ... | – | - | - |
| Keji Beling/Kecibeling/ Strobilanthes crisper | ... | – | 4 | - |
| Kencur/ East Indian Galangal | ... | 300 | 300 | 137 |
| Kunyit/ Turmeric | ... | 920 | 920 | 360 |
| Laos/Lengkuas/ Galanga | ... | 1 361 | 1 361 | 346 |
| Lempuyang/ Zingiber Aromaticum | ... | 2 695 | 2 695 | 2 340 |
| Lidah Buaya/ Oliviera | ... | – | 201 | - |
| Mahkota Dewa/ God's Crown | ... | ... | 888 | - |
| Mengkudu/Pace/ Indian Mulberry | ... | ... | 167 | - |
| Sambiloto/ King of Bitter | ... | – | 6 | 9 |
| Temuireng/ Black Turmeric | ... | ... | 3 600 | 3 600 |
| Temukunci/ Chinese Keys | ... | – | - | - |
| Temulawak/ Java Turmeric | ... | ... | 4 100 | 4 200 |

Catatan/Note: ...

Sumber/Source: BPS, Statistik Pertanian Hortikultura SPH-TBF/BPS-Statistics Indonesia, Agricultural Statistic for Horticulture SPH-TBF

Tabel
Table 5.2.9

Luas Panen Tanaman Hias Menurut Kecamatan dan Jenis Tanaman (m²) di Kabupaten Klaten, 2018 and 2019
Harvested Area of Ornamental Plants by Subdistrict and Kind of Plant (m²) in Klaten Regency, 2018 and 2019

| Kecamatan Subdistrict (1) | Anggrek/Orchid | | Krisan/Chrysantemum | |
|---------------------------------|----------------|---------------|---------------------|-------------|
| | 2018 (2) | 2019 (3) | 2018 (4) | 2019 (5) |
| 01 Prambanan | - | - | - | - |
| 02 Gantiwarno | - | - | - | - |
| 03 Wedi | - | - | - | - |
| 04 Bayat | - | 48,00 | - | - |
| 05 Cawas | - | - | - | - |
| 06 Trucuk | - | - | - | - |
| 07 Kalikotes | - | - | - | - |
| 08 Kebonarum | - | - | - | - |
| 09 Jogonalan | - | - | - | - |
| 10 Manisrenggo | - | - | - | - |
| 11 Karangnongko | - | - | - | - |
| 12 Ngawen | - | - | - | - |
| 13 Ceper | 58,00 | 61,00 | - | - |
| 14 Pedan | - | - | - | - |
| 15 Karangdowo | - | - | - | - |
| 16 Juwiring | - | - | - | - |
| 17 Wonosari | - | - | - | - |
| 18 Delanggu | - | - | - | - |
| 19 Polanharjo | - | - | - | - |
| 20 Karanganom | - | - | - | - |
| 21 Tulung | - | - | - | - |
| 22 Jatinom | - | - | - | - |
| 23 Kemalang | - | - | - | - |
| 24 Klaten Selatan | - | - | - | - |
| 25 Klaten Tengah | - | - | - | - |
| 26 Klaten Utara | - | - | - | - |
| Kabupaten Klaten | 58,00 | 109,00 | - | - |

Lanjutan Tabel/*Continued Table* 5.2.9

| Kecamatan Subdistrict | Mawar/Rose | | Sedap Malam/Tuberose | |
|--------------------------|---------------|------------------|----------------------|--------------|
| | 2018 | 2019 | 2018 | 2019 |
| (1) | (6) | (7) | (8) | (9) |
| 01 Prambanan | - | - | - | - |
| 02 Gantiwarno | - | - | - | - |
| 03 Wedi | - | - | - | - |
| 04 Bayat | - | - | - | - |
| 05 Cawas | - | - | - | - |
| 06 Trucuk | - | - | - | - |
| 07 Kalikotes | - | - | - | - |
| 08 Kebonarum | - | - | - | - |
| 09 Jogonalan | - | - | - | - |
| 10 Manisrenggo | - | - | - | - |
| 11 Karangnongko | - | - | - | - |
| 12 Ngawen | - | - | - | - |
| 13 Ceper | 119,00 | 126,00 | - | - |
| 14 Pedan | - | - | - | - |
| 15 Karangdowo | - | - | - | - |
| 16 Juwiring | - | - | - | - |
| 17 Wonosari | - | - | - | - |
| 18 Delanggu | - | - | - | - |
| 19 Polanharjo | - | - | - | - |
| 20 Karanganom | - | - | - | - |
| 21 Tulung | - | - | - | - |
| 22 Jatinom | - | - | - | - |
| 23 Kemalang | - | 30 000,00 | - | - |
| 24 Klaten Selatan | - | - | - | - |
| 25 Klaten Tengah | - | - | - | - |
| 26 Klaten Utara | - | - | - | - |
| Kabupaten Klaten | 119,00 | 30 126 00 | - | 12,00 |

Catatan/Note: ...
 Sumber/Source: BPS, Statistik Pertanian Hortikultura SPH-TH/BPS-Statistics Indonesia, Agricultural Statistik for Horticulture SPH-TH

Tabel
Table 5.2.10

Produksi Tanaman Hias Menurut Kecamatan dan Jenis Tanaman (tangkai) di Kabupaten Klaten, 2018 and 2019
Production of Ornamental Plants by Subdistrict and Kind of Plant (stalks) in Klaten Regency, 2018 and 2019

| Kecamatan Subdistrict (1) | Anggrek/Orchid | | Krisan/Chrysantemum | |
|---------------------------------|----------------|-----------------|---------------------|-------------|
| | 2018 (2) | 2019 (3) | 2018 (4) | 2019 (5) |
| 01 Prambanan | - | - | - | - |
| 02 Gantiwarno | - | - | - | - |
| 03 Wedi | - | - | - | - |
| 04 Bayat | - | 768,00 | - | - |
| 05 Cawas | - | - | - | - |
| 06 Trucuk | - | - | - | - |
| 07 Kalikotes | - | - | - | - |
| 08 Kebonarum | - | - | - | - |
| 09 Jogonalan | - | - | - | - |
| 10 Manisrenggo | - | - | - | - |
| 11 Karangnongko | - | - | - | - |
| 12 Ngawen | - | - | - | - |
| 13 Ceper | 499,00 | 1 525,00 | - | - |
| 14 Pedan | - | - | - | - |
| 15 Karangdowo | - | - | - | - |
| 16 Juwiring | - | - | - | - |
| 17 Wonosari | - | - | - | - |
| 18 Delanggu | - | - | - | - |
| 19 Polanharjo | - | - | - | - |
| 20 Karanganom | - | - | - | - |
| 21 Tulung | - | - | - | - |
| 22 Jatinom | - | - | - | - |
| 23 Kemalang | - | - | - | - |
| 24 Klaten Selatan | - | - | - | - |
| 25 Klaten Tengah | - | - | - | - |
| 26 Klaten Utara | - | - | - | - |
| Kabupaten Klaten | 499,00 | 2 293,00 | - | - |

Lanjutan Tabel/*Continued Table* 5.2.10

| Kecamatan Subdistrict | Mawar/Rose | | Sedap Malam/Tuberose | |
|--------------------------|---------------|-------------------|----------------------|--------------|
| | 2018 | 2019 | 2018 | 2019 |
| (1) | (6) | (7) | (8) | (9) |
| 01 Prambanan | - | - | - | - |
| 02 Gantiwarno | - | - | - | - |
| 03 Wedi | - | - | - | - |
| 04 Bayat | - | - | - | - |
| 05 Cawas | - | - | - | - |
| 06 Trucuk | - | - | - | - |
| 07 Kalikotes | - | - | - | - |
| 08 Kebonarum | - | - | - | - |
| 09 Jogonalan | - | - | - | - |
| 10 Manisrenggo | - | - | - | - |
| 11 Karangnongko | - | - | - | - |
| 12 Ngawen | - | - | - | - |
| 13 Ceper | 735,00 | 252,00 | - | 36,00 |
| 14 Pedan | - | - | - | - |
| 15 Karangdowo | - | - | - | - |
| 16 Juwiring | - | - | - | - |
| 17 Wonosari | - | - | - | - |
| 18 Delanggu | - | - | - | - |
| 19 Polanharjo | - | - | - | - |
| 20 Karanganom | - | - | - | - |
| 21 Tulung | - | - | - | - |
| 22 Jatinom | - | - | - | - |
| 23 Kemalang | - | 300 000,00 | - | - |
| 24 Klaten Selatan | - | - | - | - |
| 25 Klaten Tengah | - | - | - | - |
| 26 Klaten Utara | - | - | - | - |
| Kabupaten Klaten | 735,00 | 300 252,00 | - | 36,00 |

Catatan/Note: ...
 Sumber/Source: BPS, Statistik Pertanian Hortikultura SPH-TH/BPS-Statistics Indonesia, Agricultural Statistik for Horticulture SPH-TH

Tabel 5.2.11 Luas Panen Tanaman Hias Menurut Jenis Tanaman (m²) di Kabupaten Klaten, 2018–2019
Table 5.2.11 Harvested Area of Ornamental Plants by Kind of Plant (m²) in Klaten Regency, 2018–2019

| Jenis Tanaman/Kind of Plants | 2018 | 2019 |
|---|--------|------|
| (1) | (2) | (3) |
| Adenium (Kamboja Jepang)/ <i>Adenium obesum</i> | 42,00 | ... |
| Aglaonema/ <i>Chinese evergreens</i> | 81,00 | ... |
| Anggrek/ <i>Orchid</i> | 58,00 | ... |
| Anthurium Bunga/ <i>Flamingo Lily Flower</i> | 65,00 | ... |
| Anthurium Daun/ <i>Laceleaf</i> | 60,00 | ... |
| Anyelir/ <i>Carnation</i> | – | ... |
| Caladium/ <i>Heart of Jesus</i> | – | ... |
| Cordyline/ <i>Cordyline</i> | – | ... |
| <i>Diffenbachia/ Dumb canes</i> | – | ... |
| Dracaena/ <i>Dracaena</i> | – | ... |
| Euphorbia/ <i>Spurges</i> | 20,00 | ... |
| Gladiol/ <i>Gladiol</i> | – | ... |
| Herbras/ <i>Gerbera</i> | – | ... |
| Krisan/ <i>Chrysantemum</i> | – | ... |
| Mawar/ <i>Rose</i> | 119,00 | ... |
| Melati/ <i>Jasmine</i> | 104,00 | ... |
| Monstera/ <i>Swiss cheese plant</i> | – | ... |
| Pakis/ <i>Fern</i> | – | ... |
| Palem/ <i>Palm</i> | – | ... |
| Pedang-pedangan/ <i>Sansevieria</i> | – | ... |
| Pisang–pisangan/ <i>Heliconia</i> | – | ... |
| Philodendron/ <i>Philodendron</i> | – | ... |
| Sedap Malam/ <i>Tuberose</i> | – | ... |
| Soka/ <i>Ixora</i> | – | ... |

Catatan/Note:

Sumber/Source:

...

BPS, Statistik Pertanian Hortikultura SPH-TH/BPS-Statistics Indonesia, Agricultural Statistik for Horticulture SPH-TH

Tabel
Table 5.2.12

Produksi Tanaman Hias Menurut Jenis Tanaman (tangkai) di Kabupaten Klaten, 2016–2019
Production of Ornamental Plants by Kind of Plant (stalks) in Klaten Regency, 2016–2019

| Jenis Tanaman Kind of Plants | 2016 | 2017 | 2018 | 2019 |
|--|------|----------|--------|------|
| (1) | (2) | (3) | (4) | (5) |
| Adenium (Kamboja Jepang)/ <i>Adenium obesum</i> | ... | 840,00 | 82,00 | ... |
| <i>Aglaonema/ Chinese evergreens</i> | ... | 263,00 | 273,00 | ... |
| Anggrek/ <i>Orchid</i> | ... | 1 083,00 | 499,00 | ... |
| <i>Anthurium Bunga/ Flamingo Lily Flower</i> | ... | 489,00 | 624,00 | ... |
| <i>Anthurium Daun/ Laceleaf</i> | ... | – | 156,00 | ... |
| <i>Anyelir/ Carnation</i> | ... | – | – | ... |
| <i>Caladium/ Heart of Jesus</i> | ... | – | – | ... |
| <i>Cordyline/ Cordyline</i> | ... | – | – | ... |
| <i>Diffenbachia/ Dumb canes</i> | ... | – | – | ... |
| <i>Dracaena/ Dracaena</i> | ... | – | – | ... |
| <i>Euphorbia/ Spurges</i> | ... | – | 20,00 | ... |
| <i>Gladiol/ Gladiol</i> | ... | – | – | ... |
| <i>Herbras/ Gerbera</i> | ... | – | – | ... |
| <i>Krisan/ Chrysantemum</i> | ... | – | – | ... |
| <i>Mawar/ Rose</i> | ... | 385,00 | 735,00 | ... |
| <i>Melati/ Jasmine</i> | ... | 125,00 | 39,00 | ... |
| <i>Monstera/ Swiss cheese plant</i> | ... | – | – | ... |
| <i>Pakis/ Fern</i> | ... | – | – | ... |
| <i>Palem/ Palm</i> | ... | – | – | ... |
| <i>Pedang-pedangan/ Sansevieria</i> | ... | – | – | ... |
| <i>Pisang–pisangan/ Heliconia</i> | ... | – | – | ... |
| <i>Philodendron/ Philodendron</i> | ... | – | – | ... |
| <i>Sedap Malam/ Tuberose</i> | ... | – | – | ... |
| <i>Soka/ Ixora</i> | ... | – | – | ... |

Catatan/Note: ...
Sumber/Source: BPS, Statistik Pertanian Hortikultura SPH-TH/BPS-Statistics Indonesia, Agricultural Statistik for Horticulture SPH-TH

Tabel
Table 5.2.13

Produksi Buah-buahan Menurut Kecamatan dan Jenis Tanaman (ton), 2018 and 2019
Production of Fruits by Subdistrict and Kind of Plant (ton), 2018 and 2019

| Kecamatan Subdistrict (1) | Mangga/Mango | | Durian/Durian | |
|---------------------------------|------------------|------------------|-------------------|-------------------|
| | 2018 (2) | 2019 (3) | 2018 (4) | 2019 (5) |
| 01 Prambanan | 800,00 | 400,00 | 4,00 | 3,00 |
| 02 Gantiwarno | 28 328,00 | 7 125,00 | – | – |
| 03 Wedi | – | – | – | – |
| 04 Bayat | 35 867,00 | 45 781,00 | – | 2,00 |
| 05 Cawas | 206,00 | 73,00 | – | – |
| 06 Trucuk | 130,00 | 205,00 | – | – |
| 07 Kalikotes | 402,00 | 117,00 | – | – |
| 08 Kebonarum | 386,00 | 383,00 | – | – |
| 09 Jogonalan | 7 189,00 | 9 523,00 | 310,00 | 383,00 |
| 10 Manisrenggo | 1 200,00 | 3 380,00 | 720,00 | 328,00 |
| 11 Karangnongko | 1 004,00 | 999,00 | 2 838,00 | 2 414,00 |
| 12 Ngawen | – | – | – | – |
| 13 Ceper | 121,00 | 72,00 | – | – |
| 14 Pedan | 5 275,00 | 2 108,00 | – | – |
| 15 Karangdowo | 3 090,00 | 6 022,00 | 444,00 | 182,00 |
| 16 Juwiring | – | 1 529,00 | – | – |
| 17 Wonosari | 1 300,00 | – | – | – |
| 18 Delanggu | 3 112,00 | 3 112,00 | 8,00 | 6,00 |
| 19 Polanharjo | 406,00 | 642,00 | – | – |
| 20 Karanganyam | 620,00 | 1 053,00 | 7,00 | 10,00 |
| 21 Tulung | 799,00 | 2 390,00 | 11 673,00 | 12 308,00 |
| 22 Jatinom | – | 1 642,00 | – | 7 350,00 |
| 23 Kemalang | – | 1 204,00 | 244 000,00 | 230 781,00 |
| 24 Klaten Selatan | 622,00 | 672,00 | 4,00 | 5,00 |
| 25 Klaten Tengah | 255,00 | 255,00 | – | – |
| 26 Klaten Utara | 450,00 | 648,00 | – | – |
| Kabupaten Klaten | 91 562,00 | 89 335,00 | 260 008,00 | 253 772,00 |

Lanjutan Tabel/*Continued Table* 5.2.13

| Kecamatan Subdistrict | Jeruk/Orange | | Pisang/Banana | |
|--------------------------|-----------------|-----------------|------------------|------------------|
| | 2018 | 2019 | 2018 | 2019 |
| (1) | (6) | (7) | (8) | (9) |
| 01 Prambanan | – | – | 206,00 | 627,00 |
| 02 Gantiwarno | 656,00 | 177,00 | 2 192,00 | 3 887,00 |
| 03 Wedi | – | – | – | – |
| 04 Bayat | – | – | 27 374,00 | 18 519,00 |
| 05 Cawas | 96,00 | 73,00 | 9 930,00 | 3 075,00 |
| 06 Trucuk | – | – | 1 196,00 | 333,00 |
| 07 Kalikotes | – | – | 351,00 | 93,00 |
| 08 Kebonarum | – | – | 91,00 | 70,00 |
| 09 Jogonalan | 31,00 | 130,00 | 788,00 | 1 309,00 |
| 10 Manisrenggo | 5,00 | – | 8 861,00 | 4 126,00 |
| 11 Karangnongko | 2 036,00 | 2 249,00 | 12 185,00 | 1 410,00 |
| 12 Ngawen | – | – | 95,00 | 106,00 |
| 13 Ceper | – | – | 691,00 | 101,00 |
| 14 Pedan | – | – | 332,00 | 155,00 |
| 15 Karangdowo | – | – | 1 080,00 | 950,00 |
| 16 Juwiring | – | – | 12 328,00 | 7 434,00 |
| 17 Wonosari | – | – | 673,00 | 355,00 |
| 18 Delanggu | – | – | 608,00 | 610,00 |
| 19 Polanharjo | 48,00 | 51,00 | 1 061,00 | 5 033,00 |
| 20 Karanganom | – | – | 54,00 | 137,00 |
| 21 Tulung | 698,00 | 602,00 | 2 621,00 | 5 427,00 |
| 22 Jatinom | – | 5 288,00 | 232,00 | 9 393,00 |
| 23 Kemalang | – | – | 2 240,00 | 2 420,00 |
| 24 Klaten Selatan | – | – | 229,00 | 146,00 |
| 25 Klaten Tengah | – | – | 333,00 | 79,00 |
| 26 Klaten Utara | – | – | 167,00 | 515,00 |
| Kabupaten Klaten | 3 570,00 | 8 570,00 | 85 918,00 | 66 310,00 |

Lanjutan Tabel/*Continued Table* 5.2.13

| Kecamatan Subdistrict | Pepaya/Papaya | | Salak/Salacca | |
|--------------------------|------------------|------------------|---------------|---------------|
| | 2018 | 2019 | 2018 | 2019 |
| (1) | (10) | (11) | (12) | (13) |
| 01 Prambanan | 327,00 | 1 490,00 | – | – |
| 02 Gantiwarno | 48,00 | 153,00 | – | – |
| 03 Wedi | – | – | – | – |
| 04 Bayat | 4 677,00 | 6 520,00 | – | – |
| 05 Cawas | – | – | – | – |
| 06 Trucuk | 118,00 | 168,00 | – | – |
| 07 Kalikotes | 147,00 | 150,00 | – | – |
| 08 Kebonarum | 53,00 | 61,00 | 4,00 | 2,00 |
| 09 Jogonalan | 1 174,00 | 6 192,00 | – | – |
| 10 Manisrenggo | 2 700,00 | 1 981,00 | 562,00 | 325,00 |
| 11 Karangnongko | 1 116,00 | 1 472,00 | 10,00 | – |
| 12 Ngawen | 59,00 | 95,00 | – | – |
| 13 Ceper | – | 38,00 | – | – |
| 14 Pedan | 636,00 | 496,00 | – | – |
| 15 Karangdowo | 1 450,00 | 2 677,00 | – | – |
| 16 Juwiring | – | – | – | – |
| 17 Wonosari | 947,00 | 552,00 | – | – |
| 18 Delanggu | 824,00 | 824,00 | – | – |
| 19 Polanharjo | 178,00 | 563,00 | – | – |
| 20 Karanganom | – | – | – | – |
| 21 Tulung | 1 486,00 | 816,00 | – | – |
| 22 Jatinom | 1 373,00 | 5 328,00 | – | – |
| 23 Kemalang | 2 680,00 | 5 890,00 | – | – |
| 24 Klaten Selatan | 33,00 | 99,00 | – | – |
| 25 Klaten Tengah | 75,00 | – | – | – |
| 26 Klaten Utara | 1 015,00 | 3 401,00 | – | – |
| Kabupaten Klaten | 21 116,00 | 66 310,00 | 576,00 | 327,00 |

Catatan/Note:

...

Sumber/Source:

BPS, Statistik Pertanian Hortikultura SPH-BST/BPS-Statistics Indonesia, Agricultural Statistic for Horticulture SPH-BST

Tabel
Table 5.2.14

Produksi Buah–Buahan dan Sayuran Tahunan Menurut Jenis Tanaman (ton), 2016–2019
Production of Annual Fruits and Vegetables by Kind of Plant (ton), 2016–2019

| Jenis Tanaman <i>Kind of Plants</i> | 2016 | 2017 | 2018 | 2019 |
|--|------|------------|------------|------|
| (1) | (2) | (3) | (4) | (5) |
| <i>Buah–Buahan/ Fruits:</i> | | | | |
| Alpukat/ <i>Avocado</i> | ... | 3 748,00 | 3 308,00 | ... |
| Anggur/ <i>Grape</i> | ... | – | 0,00 | ... |
| Apel/ <i>Apple</i> | ... | – | 0,00 | ... |
| Belimbing/ <i>Star Fruit</i> | ... | 951,00 | 1 843,00 | ... |
| Duku/Langsak/Kokosan/ <i>Duku</i> | ... | 2 288,00 | 1 455,00 | ... |
| Durian/ <i>Durian</i> | ... | 106 079,00 | 260 008,00 | ... |
| <i>Jambu Air/ Rose Apple</i> | ... | 1 271,00 | 1 017,00 | ... |
| Jambu Biji/ <i>Guava</i> | ... | 11 648,00 | 28 622,00 | ... |
| Jeruk Besar/ <i>Pomelo</i> | ... | – | 0,00 | ... |
| Jeruk Siam/Keprok/ <i>Tangerine/Orange</i> | ... | 3 109,00 | 3 570,00 | ... |
| Jeruk/ <i>Orange (Tangerine + Pomelo)</i> | ... | 3 109,00 | 3 570,00 | ... |
| Mangga/ <i>Mango</i> | ... | 78 491,00 | 91 562,00 | ... |
| Manggis/ <i>Mangosteen</i> | ... | 96,00 | 357,00 | ... |
| Markisa/ <i>Marquisa</i> | ... | 2,00 | 3,00 | ... |
| Nangka/Cempedak/ <i>Jack Fruit</i> | ... | 21 359,00 | 38 459,00 | ... |
| Nenas/ <i>Pineapple</i> | ... | 44,00 | 145,00 | ... |
| Pepaya/ <i>Papaya</i> | ... | 32 426,00 | 21 116,00 | ... |
| Pisang/ <i>Banana</i> | ... | 69 366,00 | 85 918,00 | ... |
| Rambutan/ <i>Rambutan</i> | ... | 26 947,00 | 43 038,00 | ... |
| Salak/ <i>Salacca</i> | ... | 247,00 | 576,00 | ... |
| Sawo/Sapodilla/ <i>Star Apple</i> | ... | 1 995,00 | 2 811,00 | ... |
| Sirsak/ <i>Soursop</i> | ... | 420,00 | 752,00 | ... |
| Sukun/ <i>Bread Fruit</i> | ... | 17 036,00 | 22 412,00 | ... |
| <i>Sayuran/ Vegetables</i> | | | | |
| Jengkol/ <i>Jengkol</i> | ... | – | 0,00 | ... |
| Melinjo/ <i>Melinjo</i> | ... | 73 779,00 | 31 635,00 | ... |
| Petai/ <i>Twisted Cluster Bean</i> | ... | 9 524,00 | 68 160,00 | ... |

Catatan/Note: ...
Sumber/Source: BPS, Statistik Pertanian Hortikultura SPH-BST/BPS-Statistics Indonesia, Agricultural Statistic for Horticulture SPH-BST

Tabel
Table 5.2.15

Luas Areal Tanaman Perkebunan Menurut Kecamatan dan Jenis Tanaman (ha), 2018 dan 2019
Planted Area of Estate Crops by Subdistrict and Type of Crops (ha), 2018 dan 2019

| Kecamatan Subdistrict | Kacang Tanah Peanuts | Kacang Hijau Small Green Pea | Ubi Kayu Cassava | Ubi Jalar Sweet Potatoes |
|--------------------------|-------------------------|---------------------------------|---------------------|-----------------------------|
| (1) | (2) | (3) | (4) | (5) |
| 01 Prambanan | 260 | - | - | - |
| 02 Gantiwarno | 47 | 1 | - | - |
| 03 Wedi | 136 | - | - | - |
| 04 Bayat | 65 | - | - | - |
| 05 Cawas | 10 | 126 | - | - |
| 06 Trucuk | 52 | 1 | - | - |
| 07 Kalikotes | 1 | - | - | - |
| 08 Kebonarum | - | - | - | - |
| 09 Jogonalan | 19 | - | 1 | - |
| 10 Manisrenggo | 93 | - | 7 | 17 |
| 11 Karangnongko | 45 | - | 215 | - |
| 12 Ngawen | - | - | - | - |
| 13 Ceper | 40 | - | 1 | 5 |
| 14 Pedan | 25 | 2 | 10 | 4 |
| 15 Karangdowo | - | 241 | - | - |
| 16 Juwiring | - | - | - | - |
| 17 Wonosari | - | - | - | - |
| 18 Delanggu | - | - | - | - |
| 19 Polanharjo | - | - | - | - |
| 20 Karanganom | 6 | - | - | - |
| 21 Tulung | 7 | - | 24 | 15 |
| 22 Jatinom | 18 | - | 489 | 2 |
| 23 Kemalang | - | - | 20 | - |
| 24 Klaten Selatan | - | - | - | - |
| 25 Klaten Tengah | 21 | - | - | - |
| 26 Klaten Utara | 8 | - | - | - |
| Kabupaten Klaten | 851 | 371 | 767 | 43 |

Catatan/Note:

...

Sumber/Source:

Dinas Pertanian, Ketahanan Pangan, dan Perikanan Kabupaten Klaten/Department of Agriculture, Food Security, and Fishery of Klaten Regency

**5.3 PERKEBUNAN
ESTATE CORPS**

Tabel 5.3.1 Luas Areal Tanaman Perkebunan Menurut Kecamatan dan Jenis Tanaman (ha), 2018 dan 2019
Planted Area of Estate Crops by Subdistrict and Type of Crops (ha), 2018 dan 2019

| Kecamatan Subdistrict | Kelapa Sawit/Oil Palm | | Kelapa/Coconut | |
|--------------------------|-----------------------|----------|-----------------|-----------------|
| | 2018 | 2019 | 2018 | 2019 |
| (1) | (2) | (3) | (4) | (5) |
| 01 Prambanan | - | - | - | 308.10 |
| 02 Gantiwarno | - | - | 207,13 | 207.13 |
| 03 Wedi | - | - | 364,60 | 334.60 |
| 04 Bayat | - | - | 456,65 | 346.67 |
| 05 Cawas | - | - | 19,24 | 20.57 |
| 06 Trucuk | - | - | 315,85 | 315.85 |
| 07 Kalikotes | - | - | 125,00 | 125.00 |
| 08 Kebonarum | - | - | 109,35 | 109.35 |
| 09 Jogonalan | - | - | 345,65 | 310.05 |
| 10 Manisrenggo | - | - | 441,32 | 347.32 |
| 11 Karangnongko | - | - | 508,19 | 316.48 |
| 12 Ngawen | - | - | 314,56 | 314.56 |
| 13 Ceper | - | - | 188,39 | 182.17 |
| 14 Pedan | - | - | 2,10 | 1.00 |
| 15 Karangdowo | - | - | 71,00 | 71.00 |
| 16 Juwiring | - | - | 361,32 | 349.02 |
| 17 Wonosari | - | - | 360,51 | 339.32 |
| 18 Delanggu | - | - | 165,54 | 165.54 |
| 19 Polanharjo | - | - | 20,50 | 18.60 |
| 20 Karanganom | - | - | 235,91 | 235.91 |
| 21 Tulung | - | - | 351,75 | 330.07 |
| 22 Jatinom | - | - | 278,40 | 278.40 |
| 23 Kemalang | - | - | 340,82 | 320.42 |
| 24 Klaten Selatan | - | - | 101,20 | 74.20 |
| 25 Klaten Tengah | - | - | 102,74 | 102.74 |
| 26 Klaten Utara | - | - | 42,85 | 42.85 |
| Kabupaten Klaten | - | - | 5 830,56 | 5 396.92 |

Lanjutan Tabel/Continued Table 5.3.1

| Kecamatan Subdistrict | Karet/Rubber | | Kopi/Coffee | |
|--------------------------|--------------|----------|---------------|---------------|
| | 2018 | 2019 | 2018 | 2019 |
| (1) | (6) | (7) | (8) | (9) |
| 01 Prambanan | - | - | - | ... |
| 02 Gantiwarno | - | - | - | ... |
| 03 Wedi | - | - | - | ... |
| 04 Bayat | - | - | - | ... |
| 05 Cawas | - | - | - | ... |
| 06 Trucuk | - | - | - | ... |
| 07 Kalikotes | - | - | - | ... |
| 08 Kebonarum | - | - | - | ... |
| 09 Jogonalan | - | - | - | ... |
| 10 Manisrenggo | - | - | 10,74 | 10,74 |
| 11 Karangnongko | - | - | 74,80 | 74,80 |
| 12 Ngawen | - | - | - | ... |
| 13 Ceper | - | - | - | ... |
| 14 Pedan | - | - | - | ... |
| 15 Karangdowo | - | - | - | ... |
| 16 Juwiring | - | - | - | ... |
| 17 Wonosari | - | - | - | ... |
| 18 Delanggu | - | - | - | ... |
| 19 Polanharjo | - | - | - | ... |
| 20 Karanganom | - | - | - | ... |
| 21 Tulung | - | - | 11,26 | 11,26 |
| 22 Jatinom | - | - | 4,34 | 4,34 |
| 23 Kemalang | - | - | 283,33 | 285,83 |
| 24 Klaten Selatan | - | - | - | ... |
| 25 Klaten Tengah | - | - | - | ... |
| 26 Klaten Utara | - | - | - | ... |
| Kabupaten Klaten | - | - | 384,47 | 386,97 |

Lanjutan Tabel/Continued Table 5.3.1

| Kecamatan Subdistrict | Kakao/Cocoa | | Tebu/Sugar cane | |
|--------------------------|-------------|----------|-----------------|---------------|
| | 2018 | 2019 | 2018 | 2019 |
| (1) | (10) | (11) | (12) | (13) |
| 01 Prambanan | - | - | 13,40 | 2.24 |
| 02 Gantiwarno | - | - | 94,00 | 69.34 |
| 03 Wedi | - | - | 51,00 | 37.62 |
| 04 Bayat | - | - | 43,60 | 32.16 |
| 05 Cawas | - | - | - | - |
| 06 Trucuk | - | - | - | - |
| 07 Kalikotes | - | - | 12,01 | 3.69 |
| 08 Kebonarum | - | - | - | 1.48 |
| 09 Jogonalan | - | - | 64,00 | 103.27 |
| 10 Manisrenggo | - | - | 20,00 | 14.75 |
| 11 Karangnongko | - | - | 23,00 | 16.97 |
| 12 Ngawen | - | - | 8,00 | 5.90 |
| 13 Ceper | - | - | 47,00 | 36.15 |
| 14 Pedan | - | - | 25,00 | 22.13 |
| 15 Karangdowo | - | - | - | - |
| 16 Juwiring | - | - | 54,00 | 39.83 |
| 17 Wonosari | - | - | 44,00 | 32.96 |
| 18 Delanggu | - | - | - | - |
| 19 Polanharjo | - | - | 3,00 | 3.69 |
| 20 Karanganom | - | - | 34,20 | 25.23 |
| 21 Tulung | - | - | 4,00 | 2.95 |
| 22 Jatinom | - | - | 166,00 | 120.41 |
| 23 Kemalang | - | - | - | - |
| 24 Klaten Selatan | - | - | - | - |
| 25 Klaten Tengah | - | - | 5,00 | 3.69 |
| 26 Klaten Utara | - | - | 29,00 | 21.39 |
| Kabupaten Klaten | - | - | 740,21 | 595.35 |

Lanjutan Tabel/Continued Table 5.3.1

| Kecamatan Subdistrict | Teh/Tea | | Tembakau/Tobacco | |
|--------------------------|---------|------|------------------|-----------------|
| | 2018 | 2019 | 2018 | 2019 |
| (1) | (14) | (15) | (16) | (17) |
| 01 Prambanan | - | - | 123,52 | 147.94 |
| 02 Gantiwarno | - | - | 148,25 | 222.69 |
| 03 Wedi | - | - | 13,33 | 3.00 |
| 04 Bayat | - | - | 15,00 | 43.36 |
| 05 Cawas | - | - | - | - |
| 06 Trucuk | - | - | 20,00 | 571.44 |
| 07 Kalikotes | - | - | 2,00 | 11.95 |
| 08 Kebonarum | - | - | 47,95 | 19.00 |
| 09 Jogonalan | - | - | 102,00 | 211.79 |
| 10 Manisrenggo | - | - | 515,00 | 802.01 |
| 11 Karangnongko | - | - | 26,12 | 28.03 |
| 12 Ngawen | - | - | 17,57 | 12.00 |
| 13 Ceper | - | - | 12,00 | 235.90 |
| 14 Pedan | - | - | 3,18 | 335.92 |
| 15 Karangdowo | - | - | 31,00 | 81.20 |
| 16 Juwiring | - | - | - | - |
| 17 Wonosari | - | - | 1,00 | - |
| 18 Delanggu | - | - | - | - |
| 19 Polanharjo | - | - | - | - |
| 20 Karanganom | - | - | - | 5.00 |
| 21 Tulung | - | - | 96,00 | 162.38 |
| 22 Jatinom | - | - | 25,00 | 44.43 |
| 23 Kemalang | - | - | 96,00 | 217.64 |
| 24 Klaten Selatan | - | - | 121,16 | 46.01 |
| 25 Klaten Tengah | - | - | - | - |
| 26 Klaten Utara | - | - | 3,75 | 9.04 |
| Kabupaten Klaten | - | - | 1419.82 | 3 210.73 |

Catatan/Note:

...

Sumber/Source: Dinas Pertanian, Ketahanan Pangan, dan Perikanan Kabupaten Klaten/Department of Agriculture, Food Security, and Fishery of Klaten Regency

Tabel
Table 5.3.2

Produksi Perkebunan Menurut Kecamatan dan Jenis Tanaman (ton), 2018 dan 2019
Production of Estate by Subdistrict and Type of Crops (ton), 2018 and 2019

| Kecamatan Subdistrict (1) | Kelapa Sawit/Oil Palm | | Kelapa/Coconut | |
|-------------------------------------|-----------------------|-------------|----------------|-----------------|
| | 2018 (2) | 2019 (3) | 2018 (4) | 2019 (5) |
| 01 Prambanan | - | - | - | 290.22 |
| 02 Gantiwarno | - | - | 0,14 | 135.25 |
| 03 Wedi | - | - | 0,26 | 338.79 |
| 04 Bayat | - | - | 0,23 | 227.02 |
| 05 Cawas | - | - | 0,06 | 58.31 |
| 06 Trucuk | - | - | 0,12 | 119.78 |
| 07 Kalikotes | - | - | 0,06 | 55.69 |
| 08 Kebonarum | - | - | 0,01 | 79.50 |
| 09 Jogonalan | - | - | 0,22 | 197.06 |
| 10 Manisrenggo | - | - | 0,30 | 303.36 |
| 11 Karangnongko | - | - | 0,41 | 429.23 |
| 12 Ngawen | - | - | 0,02 | 17.38 |
| 13 Ceper | - | - | 0,17 | 168.12 |
| 14 Pedan | - | - | - | 0.46 |
| 15 Karangdowo | - | - | 0,01 | 5.18 |
| 16 Juwiring | - | - | 0,44 | 408.11 |
| 17 Wonosari | - | - | 0,22 | 217.59 |
| 18 Delanggu | - | - | 0,10 | 101.13 |
| 19 Polanharjo | - | - | 0,01 | 12.58 |
| 20 Karanganyam | - | - | 0,17 | 137.14 |
| 21 Tulung | - | - | 0,27 | 266.22 |
| 22 Jatinom | - | - | 0,34 | 335.40 |
| 23 Kemalang | - | - | 0,54 | 537.75 |
| 24 Klaten Selatan | - | - | 0,02 | 17.81 |
| 25 Klaten Tengah | - | - | 0,05 | 52.49 |
| 26 Klaten Utara | - | - | 0,01 | 6.75 |
| Kabupaten Klaten | - | - | 4,11 | 4 518.32 |

Lanjutan Tabel/*Continued Table* 5.3.2

| Kecamatan Subdistrict | Karet/Rubber | | Kopi/Coffee | |
|--------------------------|--------------|------|-------------|---------------|
| | 2018 | 2019 | 2018 | 2019 |
| (1) | (6) | (7) | (8) | (9) |
| 01 Prambanan | - | - | - | - |
| 02 Gantiwarno | - | - | - | - |
| 03 Wedi | - | - | - | - |
| 04 Bayat | - | - | - | - |
| 05 Cawas | - | - | - | - |
| 06 Trucuk | - | - | - | - |
| 07 Kalikotes | - | - | - | - |
| 08 Kebonarum | - | - | - | - |
| 09 Jogonalan | - | - | - | - |
| 10 Manisrenggo | - | - | 5.54 | 6.61 |
| 11 Karangnongko | - | - | 1.33 | 2.06 |
| 12 Ngawen | - | - | - | - |
| 13 Cepher | - | - | - | - |
| 14 Pedan | - | - | - | - |
| 15 Karangdowo | - | - | - | - |
| 16 Juwiring | - | - | - | - |
| 17 Wonosari | - | - | - | - |
| 18 Delanggu | - | - | - | - |
| 19 Polanharjo | - | - | - | - |
| 20 Karanganom | - | - | - | - |
| 21 Tulung | - | - | 1.64 | 3.29 |
| 22 Jatinom | - | - | 1.42 | 2.77 |
| 23 Kemalang | - | - | 43.21 | 160.41 |
| 24 Klaten Selatan | - | - | - | - |
| 25 Klaten Tengah | - | - | - | - |
| 26 Klaten Utara | - | - | - | - |
| Kabupaten Klaten | - | - | 0,05 | 171.14 |

Lanjutan Tabel/*Continued Table* 5.3.2

| Kecamatan Subdistrict | Kakao/Cocoa | | Tebu/Sugar cane | |
|--------------------------|-------------|----------|-------------------|------------------|
| | 2018 | 2019 | 2018 | 2019 |
| (1) | (10) | (11) | (12) | (13) |
| 01 Prambanan | - | - | 63.972 | 116.87 |
| 02 Gantiwarno | - | - | 368.088 | 3 609.76 |
| 03 Wedi | - | - | 206.295 | 2 023.09 |
| 04 Bayat | - | - | 3 139.200 | 1 726.55 |
| 05 Cawas | - | - | - | - |
| 06 Trucuk | - | - | - | - |
| 07 Kalikotes | - | - | 264.286 | 186.82 |
| 08 Kebonarum | - | - | - | 84.77 |
| 09 Jogonalan | - | - | - | 5 931.14 |
| 10 Manisrenggo | - | - | 82.640 | 810.43 |
| 11 Karangnongko | - | - | 98.118 | 962.22 |
| 12 Ngawen | - | - | 30.336 | 297.50 |
| 13 Ceper | - | - | 42.112 | 2 005.74 |
| 14 Pedan | - | - | - | 1 127.98 |
| 15 Karangdowo | - | - | - | - |
| 16 Juwiring | - | - | 16.120 | 2 138.39 |
| 17 Wonosari | - | - | 177.540 | 1 741.10 |
| 18 Delanggu | - | - | - | - |
| 19 Polanharjo | - | - | - | 179.32 |
| 20 Karanganom | - | - | 133.927 | 1 313.39 |
| 21 Tulung | - | - | 14.808 | 145.22 |
| 22 Jatinom | - | - | 7 680.820 | 6 321.58 |
| 23 Kemalang | - | - | - | - |
| 24 Klaten Selatan | - | - | - | - |
| 25 Klaten Tengah | - | - | 18.518 | 181.60 |
| 26 Klaten Utara | - | - | 86.130 | 1 056.25 |
| Kabupaten Klaten | - | - | 12 422.910 | 31 959.72 |

Lanjutan Tabel/*Continued Table* 5.3.2

| Kecamatan Subdistrict | Teh/Tea | | Tembakau/Tobacco | |
|--------------------------|----------|----------|------------------|-----------------|
| | 2018 | 2019 | 2018 | 2019 |
| (1) | (14) | (15) | (16) | (17) |
| 01 Prambanan | - | - | 0,11 | 179.90 |
| 02 Gantiwarno | - | - | 0,17 | 267.01 |
| 03 Wedi | - | - | 0,02 | 4.73 |
| 04 Bayat | - | - | 0,11 | 48.89 |
| 05 Cawas | - | - | - | - |
| 06 Trucuk | - | - | 0,05 | 570.30 |
| 07 Kalikotes | - | - | 0,01 | 10.62 |
| 08 Kebonarum | - | - | 0,05 | 21.06 |
| 09 Jogonalan | - | - | 0,11 | 256.91 |
| 10 Manisrenggo | - | - | 0,59 | 975.25 |
| 11 Karangnongko | - | - | 0,03 | 33.33 |
| 12 Ngawen | - | - | 0,03 | 13.42 |
| 13 Ceper | - | - | 0,03 | 267.74 |
| 14 Pedan | - | - | 0,01 | 334.91 |
| 15 Karangdowo | - | - | 0,74 | 56.03 |
| 16 Juwiring | - | - | - | - |
| 17 Wonosari | - | - | 0,00 | - |
| 18 Delanggu | - | - | - | - |
| 19 Polanharjo | - | - | - | - |
| 20 Karanganyam | - | - | - | 5.59 |
| 21 Tulung | - | - | 0,11 | 142.37 |
| 22 Jatinom | - | - | 0,03 | 43.94 |
| 23 Kemalang | - | - | 0,04 | 260.95 |
| 24 Klaten Selatan | - | - | 0,13 | 41.47 |
| 25 Klaten Tengah | - | - | - | - |
| 26 Klaten Utara | - | - | 0,00 | 9.84 |
| Kabupaten Klaten | - | - | 2,36 | 3 540.24 |

Catatan/Note:

...

Sumber/Source: Dinas Pertanian, Ketahanan Pangan, dan Perikanan Kabupaten Klaten/Departement of Agriculture, Food Security, and Fishery of Klaten Regency

Tabel
Table 5.3.3

**Luas Panen, Produksi, dan Rumah Tangga Tani Kelapa
Dalam Menurut Kecamatan, 2019**
*Harvested Area, Productions, and Local Coconut Farmer
Household by Sub District, 2019*

| Kecamatan Subdistrict | Luas Area/Harvested Area | | | | Produksi Production | Produktivitas Productivity (Ton/Ha) | Jumlah Petani Farmer |
|--------------------------|--------------------------|-----------------|---------------|-----------------|------------------------|---|----------------------------|
| | TBM* | TM* | TT/TR* | Jumlah Total | | | |
| (1) | (2) | (3) | (4) | (5) | (6) | (7) | (8) |
| 01 Prambanan | 3.47 | 295.00 | 9.63 | 308.10 | 290.22 | 0.984 | 1 541 |
| 02 Gantiwarno | 59.47 | 131.53 | 9.66 | 200.66 | 120.51 | 0.916 | 1 003 |
| 03 Wedi | 119.47 | 205.68 | 5.00 | 330.15 | 246.01 | 1.196 | 1 651 |
| 04 Bayat | 153.71 | 190.39 | - | 344.10 | 221.90 | 1.166 | 1 721 |
| 05 Cawas | 2.41 | 13.22 | 2.32 | 17.95 | 54.78 | 1.500 | 90 |
| 06 Trucuk | 185.04 | 118.02 | 10.04 | 313.10 | 117.44 | 0.995 | 1 566 |
| 07 Kalikotes | 3.47 | 99.19 | 22.34 | 125.00 | 55.69 | 0.561 | 625 |
| 08 Kebonarum | 15.22 | 92.66 | 1.47 | 109.35 | 79.50 | 0.858 | 547 |
| 09 Jogonalan | 102.00 | 203.00 | 3.00 | 308.00 | 194.88 | 0.960 | 1 540 |
| 10 Manisrenggo | 108.47 | 225.83 | 4.80 | 339.10 | 280.21 | 1.241 | 1 696 |
| 11 Karangnongko | 57.60 | 256.78 | - | 314.38 | 427.12 | 1.663 | 1 572 |
| 12 Ngawen | 288.96 | 23.67 | - | 312.63 | 15.02 | 0.635 | 1 560 |
| 13 Ceper | 21.72 | 158.00 | 1.300 | 181.02 | 166.20 | 1.052 | 905 |
| 14 Pedan | - | 0.50 | 0.50 | 1.00 | 0.46 | 0.916 | 5 |
| 15 Karangdowo | - | 69.00 | 2.00 | 71.00 | 5.18 | 0.075 | 355 |
| 16 Juwiring | 64.11 | 263.31 | 20.45 | 347.87 | 406.81 | 1.545 | 1 739 |
| 17 Wonosari | 89.98 | 245.15 | 4.19 | 339.32 | 217.59 | 0.888 | 1 697 |
| 18 Delanggu | 20.72 | 141.78 | 1.75 | 164.25 | 98.97 | 0.698 | 821 |
| 19 Polanharjo | 5.05 | 12.50 | 1.05 | 18.60 | 12.58 | 1.007 | 93 |
| 20 Karanganom | 58.00 | 162.00 | 14.00 | 234.00 | 135.66 | 0.837 | 1 170 |
| 21 Tulung | 69.34 | 255.08 | 5.65 | 330.07 | 264.42 | 1.037 | 1 650 |
| 22 Jatinom | 20.00 | 258.40 | - | 278.40 | 335.40 | 1.298 | 1 392 |
| 23 Kemalang | 131.02 | 177.28 | 1.80 | 310.10 | 500.97 | 2.826 | 1 551 |
| 24 Klaten Selatan | - | 74.20 | - | 74.20 | 17.81 | 0.240 | 371 |
| 25 Klaten Tengah | - | 92.28 | 9.30 | 101.58 | 50.71 | 0.550 | 508 |
| 26 Klaten Utara | 0.15 | 42.00 | - | 42.15 | 6.32 | 0.151 | 211 |
| Kabupaten Klaten | 1 579.38 | 3 806.45 | 130.25 | 5 516.08 | 4 322.36 | 1.136 | 27 580 |

Catatan/Note:

*Tanaman Belum Menghasilkan/Immature Plants

** Tanaman Menghasilkan/Plants Produce

*** Tanaman Tua/Tanaman Rusak/Old Plants/Cropping is Damaged

Sumber/Source:

Dinas Pertanian, Ketahanan Pangan, dan Perikanan Kabupaten Klaten/Department of Agriculture, Food Security, and Fishery of Klaten Regency

Tabel
Table 5.3.4

Luas Panen, Produksi, dan Rumah Tangga Tani Kelapa Hibrida Menurut Kecamatan, 2019
Harvested Area, Productions, and Hibrida Coconut Farmer Household by Sub District, 2019

| Kecamatan Subdistrict | Luas Area/Harvested Area | | | | Produksi Production | Produktivitas Productivity (Ton/Ha) | Jumlah Petani Farmer |
|--------------------------|--------------------------|--------------|-------------|-----------------|------------------------|---|----------------------------|
| | TBM* | TM* | TT/TR* | Jumlah Total | | | |
| (1) | (2) | (3) | (4) | (5) | (6) | (7) | (8) |
| 01 Prambanan | - | - | - | - | - | - | - |
| 02 Gantiwarno | - | 3.02 | - | 3.02 | 2.99 | 0.990 | 15 |
| 03 Wedi | - | 2.70 | - | 2.70 | 3.68 | 1.363 | 14 |
| 04 Bayat | - | 1.50 | - | 1.50 | 1.90 | 1.264 | 8 |
| 05 Cawas | - | 0.17 | 1.12 | 1.29 | 0.53 | 3.125 | 6 |
| 06 Trucuk | - | 2.75 | - | 2.75 | 2.34 | 0.851 | 14 |
| 07 Kalikotes | - | - | - | - | - | - | - |
| 08 Kebonarum | - | - | - | - | - | - | - |
| 09 Jogonalan | - | 2.50 | - | 2.50 | 2.18 | 0.870 | 13 |
| 10 Manisrenggo | - | 1.00 | - | 1.00 | 1.02 | 1.020 | 5 |
| 11 Karangnongko | - | 2.10 | - | 2.10 | 2.11 | 1.005 | 11 |
| 12 Ngawen | - | 1.93 | - | 1.93 | 2.36 | 1.223 | 10 |
| 13 Ceper | - | 1.05 | 0.10 | 1.15 | 1.92 | 1.829 | 6 |
| 14 Pedan | - | - | - | - | - | - | - |
| 15 Karangdowo | - | - | - | - | - | - | - |
| 16 Juwiring | - | 1.00 | 0.15 | 1.15 | 1.30 | 1.300 | 6 |
| 17 Wonosari | - | - | - | - | - | - | - |
| 18 Delanggu | - | 1.29 | - | 1.29 | 2.15 | 1.667 | 6 |
| 19 Polanharjo | - | - | - | - | - | - | - |
| 20 Karanganom | - | 1.91 | - | 1.91 | 1.46 | 0.764 | 10 |
| 21 Tulung | - | 1.68 | - | 1.68 | 1.80 | 1.071 | 8 |
| 22 Jatinom | - | - | - | - | - | - | - |
| 23 Kemalang | - | - | - | - | - | - | - |
| 24 Klaten Selatan | - | - | - | - | - | - | - |
| 25 Klaten Tengah | - | 1.16 | - | 1.16 | 1.78 | 1.534 | 6 |
| 26 Klaten Utara | - | 0.70 | - | 0.70 | 0.43 | 0.610 | 4 |
| Kabupaten Klaten | - | 26.46 | 1.37 | 27.83 | 29.94 | 0.788 | 139 |

Catatan/Note: *Tanaman Belum Menghasilkan/Immature Plants

** Tanaman Menghasilkan/Plants Produce

*** Tanaman Tua/Tanaman Rusak/Old Plants/Cropping is Damaged

Sumber/Source: Dinas Pertanian, Ketahanan Pangan, dan Perikanan Kabupaten Klaten/Departement of Agriculture, Food Security, and Fishery of Klaten Regency

Tabel
Table 5.3.5

Luas Panen, Produksi, dan Rumah Tangga Tani Kelapa Deres Menurut Kecamatan, 2019
Harvested Area, Productions, and Deres Coconut Farmer Household by Sub District, 2019

| Kecamatan Subdistrict | Luas Area/Harvested Area | | | | Produksi Production | Produktivitas Productivity (Ton/Ha) | Jumlah Petani Farmer |
|--------------------------|--------------------------|--------------|----------|-----------------|------------------------|---|----------------------------|
| | TBM* | TM* | TT/TR* | Jumlah Total | | | |
| (1) | (2) | (3) | (4) | (5) | (6) | (7) | (8) |
| 01 Prambanan | - | - | - | - | - | - | - |
| 02 Gantiwarno | - | 3.45 | - | 3.45 | 11.75 | 3.41 | 17 |
| 03 Wedi | - | 1.75 | - | 1.75 | 4.96 | 2.83 | 12 |
| 04 Bayat | - | 1.05 | - | 1.05 | 3.22 | 3.07 | 10 |
| 05 Cawas | - | - | - | - | - | - | - |
| 06 Trucuk | - | - | - | - | - | - | - |
| 07 Kalikotes | - | - | - | - | - | - | - |
| 08 Kebonarum | - | - | - | - | - | - | - |
| 09 Jogonalan | - | - | - | - | - | - | - |
| 10 Manisrenggo | - | 7.22 | - | 7.22 | 22.13 | 3.06 | 66 |
| 11 Karangnongko | - | - | - | - | - | - | - |
| 12 Ngawen | - | - | - | - | - | - | - |
| 13 Ceper | - | - | - | - | - | - | - |
| 14 Pedan | - | - | - | - | - | - | - |
| 15 Karangdowo | - | - | - | - | - | - | - |
| 16 Juwiring | - | - | - | - | - | - | - |
| 17 Wonosari | - | - | - | - | - | - | - |
| 18 Delanggu | - | - | - | - | - | - | - |
| 19 Polanharjo | - | - | - | - | - | - | - |
| 20 Karanganom | - | - | - | - | - | - | - |
| 21 Tulung | - | - | - | - | - | - | - |
| 22 Jatinom | - | - | - | - | - | - | - |
| 23 Kemalang | - | 10.32 | - | 10.32 | 36.78 | 3.56 | 60 |
| 24 Klaten Selatan | - | - | - | - | - | - | - |
| 25 Klaten Tengah | - | - | - | - | - | - | - |
| 26 Klaten Utara | - | - | - | - | - | - | - |
| Kabupaten Klaten | - | 23.79 | - | 23.79 | 78.84 | 0.61 | 165 |

Catatan/Note: *Tanaman Belum Menghasilkan/Immature Plants

** Tanaman Menghasilkan/Plants Produce

*** Tanaman Tua/Tanaman Rusak/Old Plants/Cropping is Damaged

Sumber/Source: Dinas Pertanian, Ketahanan Pangan, dan Perikanan Kabupaten Klaten/Departement of Agriculture, Food Security, and Fishery of Klaten Regency

Tabel
Table 5.3.6

Luas Panen, Produksi, dan Rumah Tangga Tani Cabe Jamu Menurut Kecamatan, 2019
Harvested Area, Productions, and Cabe Jamu Farmer Household by Sub District, 2019

| Kecamatan Subdistrict | Luas Area/Harvested Area | | | | Produksi Production | Produktivitas Productivity (Ton/Ha) | Jumlah Petani Farmer |
|--------------------------|--------------------------|-------------|----------|-----------------|------------------------|---|----------------------------|
| | TBM* | TM* | TT/TR* | Jumlah Total | | | |
| (1) | (2) | (3) | (4) | (5) | (6) | (7) | (8) |
| 01 Prambanan | - | - | - | - | - | - | - |
| 02 Gantiwarno | - | - | - | - | - | - | - |
| 03 Wedi | - | - | - | - | - | - | - |
| 04 Bayat | - | - | - | - | - | - | - |
| 05 Cawas | - | - | - | - | - | - | - |
| 06 Trucuk | - | - | - | - | - | - | - |
| 07 Kalikotes | - | - | - | - | - | - | - |
| 08 Kebonarum | - | - | - | - | - | - | - |
| 09 Jogonalan | 0.4 | 1.35 | - | 1.75 | 1.12 | 0.830 | 32 |
| 10 Manisrenggo | - | - | - | - | - | - | - |
| 11 Karangnongko | - | - | - | - | - | - | - |
| 12 Ngawen | - | - | - | - | - | - | - |
| 13 Ceper | - | - | - | - | - | - | - |
| 14 Pedan | - | - | - | - | - | - | - |
| 15 Karangdowo | - | - | - | - | - | - | - |
| 16 Juwiring | - | - | - | - | - | - | - |
| 17 Wonosari | - | - | - | - | - | - | - |
| 18 Delanggu | - | - | - | - | - | - | - |
| 19 Polanharjo | - | - | - | - | - | - | - |
| 20 Karanganom | - | - | - | - | - | - | - |
| 21 Tulung | 1.39 | 1.05 | - | 2.44 | 0.32 | 0.305 | 50 |
| 22 Jatinom | - | - | - | - | - | - | - |
| 23 Kemalang | - | - | - | - | - | - | - |
| 24 Klaten Selatan | - | - | - | - | - | - | - |
| 25 Klaten Tengah | - | - | - | - | - | - | - |
| 26 Klaten Utara | - | - | - | - | - | - | - |
| Kabupaten Klaten | 1.79 | 2.40 | - | 4.19 | 1.44 | 0.600 | 82 |

Catatan/Note: *Tanaman Belum Menghasilkan/Immature Plants

** Tanaman Menghasilkan/Plants Produce

*** Tanaman Tua/Tanaman Rusak/Old Plants/Cropping is Damaged

Sumber/Source: Dinas Pertanian, Ketahanan Pangan, dan Perikanan Kabupaten Klaten/Departement of Agriculture, Food Security, and Fishery of Klaten Regency

Tabel
Table 5.3.7

Luas Panen, Produksi, dan Rumah Tangga Tani Jarak Menurut Kecamatan, 2019
Harvested Area, Productions, and Jarak Farmer Household by Sub District, 2019

| Kecamatan Subdistrict | Luas Area/Harvested Area | | | | Produksi Production | Produktivitas Productivity (Ton/Ha) | Jumlah Petani Farmer |
|--------------------------|--------------------------|--------------|----------|-----------------|------------------------|---|----------------------------|
| | TBM* | TM* | TT/TR* | Jumlah Total | | | |
| (1) | (2) | (3) | (4) | (5) | (6) | (7) | (8) |
| 01 Prambanan | - | - | - | - | - | - | - |
| 02 Gantiwarno | 1.80 | 1.10 | - | 2.90 | - | - | 7 |
| 03 Wedi | - | - | - | - | - | - | - |
| 04 Bayat | - | - | - | - | - | - | - |
| 05 Cawas | - | - | - | - | - | - | - |
| 06 Trucuk | 1.11 | 2.44 | - | 3.55 | - | - | 6 |
| 07 Kalikotes | - | - | - | - | - | - | - |
| 08 Kebonarum | - | - | - | - | - | - | - |
| 09 Jogonalan | - | - | - | - | - | - | - |
| 10 Manisrenggo | - | - | - | - | - | - | - |
| 11 Karangnongko | - | - | - | - | - | - | - |
| 12 Ngawen | - | - | - | - | - | - | - |
| 13 Ceper | - | - | - | - | - | - | - |
| 14 Pedan | - | - | - | - | - | - | - |
| 15 Karangdowo | - | - | - | - | - | - | - |
| 16 Juwiring | - | - | - | - | - | - | - |
| 17 Wonosari | - | - | - | - | - | - | - |
| 18 Delanggu | - | - | - | - | - | - | - |
| 19 Polanharjo | - | - | - | - | - | - | - |
| 20 Karanganom | - | - | - | - | - | - | - |
| 21 Tulung | 2.02 | 2.30 | - | 4.32 | - | - | 9 |
| 22 Jatinom | - | - | - | - | - | - | - |
| 23 Kemalang | - | 13.15 | - | 13.15 | - | - | 23 |
| 24 Klaten Selatan | - | - | - | - | - | - | - |
| 25 Klaten Tengah | - | - | - | - | - | - | - |
| 26 Klaten Utara | - | - | - | - | - | - | - |
| Kabupaten Klaten | 4.93 | 18.99 | - | 23.92 | - | - | 45 |

Catatan/Note: *Tanaman Belum Menghasilkan/Immature Plants

** Tanaman Menghasilkan/Plants Produce

*** Tanaman Tua/Tanaman Rusak/Old Plants/Cropping is Damaged

Sumber/Source: Dinas Pertanian, Ketahanan Pangan, dan Perikanan Kabupaten Klaten/Department of Agriculture, Food Security, and Fishery of Klaten Regency

Tabel
Table 5.3.8

**Luas Panen, Produksi, dan Rumah Tangga Tani a*62
Menurut Kecamatan, 2019**
*Harvested Area, Productions, and Kapok Farmer Household
by Sub District, 2019*

| Kecamatan Subdistrict | Luas Area/Harvested Area | | | | Produksi Production | Produktivitas Productivity (Ton/Ha) | Jumlah Petani Farmer |
|--------------------------|--------------------------|---------------|--------------|-----------------|------------------------|---|----------------------------|
| | TBM* | TM* | TT/TR* | Jumlah Total | | | |
| (1) | (2) | (3) | (4) | (5) | (6) | (7) | (8) |
| 01 Prambanan | 1.97 | 12.70 | - | 14.67 | 31.75 | 2.164 | 4 |
| 02 Gantiwarno | - | - | 13.86 | 13.86 | - | - | 347 |
| 03 Wedi | - | 1.99 | - | 1.99 | 4.98 | 2.503 | 50 |
| 04 Bayat | - | 5.68 | 0.80 | 6.48 | 14.20 | 2.191 | 162 |
| 05 Cawas | - | - | - | - | - | - | - |
| 06 Trucuk | - | 5.51 | - | 5.51 | 13.78 | 2.501 | 138 |
| 07 Kalikotes | - | - | - | - | - | - | - |
| 08 Kebonarum | - | - | - | - | - | - | - |
| 09 Jogonalan | - | - | - | - | - | - | - |
| 10 Manisrenggo | - | 3.97 | - | 3.97 | 9.93 | 2.501 | 99 |
| 11 Karangnongko | - | - | - | - | - | - | - |
| 12 Ngawen | 2.11 | 32.05 | - | 34.16 | 80.13 | 2.346 | 854 |
| 13 Ceper | - | - | - | - | - | - | - |
| 14 Pedan | - | 0.58 | 1.42 | 2.00 | 1.45 | 0.725 | 50 |
| 15 Karangdowo | - | - | - | - | - | - | - |
| 16 Juwiring | - | 5.00 | 0.20 | 5.20 | 12.50 | 2.404 | 130 |
| 17 Wonosari | - | - | - | - | - | - | - |
| 18 Delanggu | - | - | - | - | - | - | - |
| 19 Polanharjo | - | - | - | - | - | - | - |
| 20 Karanganom | 2.19 | 5.55 | - | 7.74 | 13.88 | 1.793 | 194 |
| 21 Tulung | 3.48 | 17.75 | - | 21.23 | 44.38 | 2.090 | 531 |
| 22 Jatinom | - | 149.96 | 6.00 | 155.96 | 374.90 | 2.404 | 3 899 |
| 23 Kemalang | 1.92 | 11.00 | 1.40 | 14.32 | 27.50 | 1.920 | 358 |
| 24 Klaten Selatan | - | - | - | - | - | - | - |
| 25 Klaten Tengah | - | - | - | - | - | - | - |
| 26 Klaten Utara | - | 0.80 | - | 0.80 | 2.00 | 2.500 | 20 |
| Kabupaten Klaten | 11.67 | 252.54 | 23.68 | 287.89 | 631.35 | 2.193 | 6 835 |

Catatan/Note: *Tanaman Belum Menghasilkan/Immature Plants

** Tanaman Menghasilkan/Plants Produce

*** Tanaman Tua/Tanaman Rusak/Old Plants/Cropping is Damaged

Sumber/Source: Dinas Pertanian, Ketahanan Pangan, dan Perikanan Kabupaten Klaten/Departement of Agriculture, Food Security, and Fishery of Klaten Regency

5.4 PETERNAKAN LIVESTOCK

Tabel
Table 5.4.1 **Populasi Sapi Menurut Kecamatan dan Jenis Kelamin,
2019**
Cow population by Sub District and Sex, 2019

| Kecamatan Subdistrict | Anak dan Muda/ <i>Child and Young</i> | | Dewasa/ <i>Adult</i> | | Jumlah Total |
|--------------------------|---------------------------------------|-----------------------|----------------------|-----------------------|-----------------|
| | Jantan/ <i>Male</i> | Betina/ <i>Female</i> | Jantan/ <i>Male</i> | Betina/ <i>Female</i> | |
| (1) | (2) | (3) | (4) | (5) | (6) |
| 01 Prambanan | 971 | 1 616 | 551 | 2 115 | 5 253 |
| 02 Gantiwarno | 582 | 1.515 | 309 | 2 238 | 4 644 |
| 03 Wedi | 576 | 1.162 | 285 | 2 359 | 4 382 |
| 04 Bayat | 772 | 1.237 | 388 | 2.305 | 4 702 |
| 05 Cawas | 639 | 1 162 | 237 | 1 330 | 3 368 |
| 06 Trucuk | 1 024 | 1 228 | 341 | 1 432 | 4 025 |
| 07 Kalikotes | 464 | 540 | 290 | 338 | 1 632 |
| 08 Kebonarum | 493 | 464 | 329 | 575 | 1 861 |
| 09 Jogonalan | 1 671 | 1 604 | 524 | 2 262 | 6 061 |
| 10 Manisrenggo | 2 069 | 1 797 | 833 | 2 892 | 7 591 |
| 11 Karangnongko | 1 609 | 2 525 | 725 | 3 867 | 8 726 |
| 12 Ngawen | 357 | 570 | 284 | 839 | 2 050 |
| 13 Ceper | 466 | 503 | 247 | 321 | 1 537 |
| 14 Pedan | 483 | 772 | 438 | 738 | 2 431 |
| 15 Karangdowo | 404 | 680 | 275 | 785 | 2 144 |
| 16 Juwiring | 248 | 428 | 258 | 351 | 1 285 |
| 17 Wonosari | 336 | 440 | 402 | 195 | 1 373 |
| 18 Delanggu | 298 | 403 | 313 | 200 | 1 214 |
| 19 Polanharjo | 260 | 435 | 283 | 186 | 1 164 |
| 20 Karanganom | 544 | 398 | 281 | 492 | 1 715 |
| 21 Tulung | 2 444 | 2 159 | 906 | 2 885 | 8 394 |
| 22 Jatinom | 2 933 | 3 574 | 1 205 | 4 350 | 11 882 |
| 23 Kemalang | 3 251 | 3 519 | 1 168 | 3 358 | 11 296 |
| 24 Klaten Selatan | 374 | 483 | 247 | 199 | 1 303 |
| 25 Klaten Tengah | 300 | 364 | 303 | 132 | 1 099 |
| 26 Klaten Utara | 394 | 460 | 298 | 147 | 1 299 |
| Kabupaten Klaten | 23 962 | 30 038 | 11 540 | 36 891 | 102 431 |

Catatan/Note:

...

Sumber/Source:

Dinas Pertanian, Ketahanan Pangan, dan Perikanan Kabupaten Klaten/Departement of Agriculture, Food Security, and Fishery of Klaten Regency

Tabel
Table 5.4.2

Populasi Sapi Perah Menurut Kecamatan dan Jenis Kelamin, 2019
Dairy population by Sub District and Sex, 2019

| Kecamatan Subdistrict | Anak dan Muda Child and Young | | Dewasa/Adult | | Jumlah Total |
|--------------------------|----------------------------------|---------------|--------------|---------------|-----------------|
| | Jantan/Male | Betina/Female | Jantan/Male | Betina/Female | |
| (1) | (2) | (3) | (4) | (5) | (6) |
| 01 Prambanan | - | - | - | - | - |
| 02 Gantiwarno | - | - | - | - | - |
| 03 Wedi | - | - | - | - | - |
| 04 Bayat | - | - | - | - | - |
| 05 Cawas | - | - | - | - | - |
| 06 Trucuk | - | - | - | - | - |
| 07 Kalikotes | - | - | - | - | - |
| 08 Kebonarum | - | - | - | - | - |
| 09 Jogonalan | - | - | - | - | - |
| 10 Manisrenggo | 11 | 13 | 23 | 78 | 125 |
| 11 Karangnongko | 46 | 52 | 34 | 91 | 223 |
| 12 Ngawen | - | - | 12 | 15 | 27 |
| 13 Ceper | - | - | - | - | - |
| 14 Pedan | - | - | - | - | - |
| 15 Karangdowo | - | - | - | - | - |
| 16 Juwiring | - | - | - | - | - |
| 17 Wonosari | - | - | - | - | - |
| 18 Delanggu | - | - | - | - | - |
| 19 Polanharjo | - | - | - | - | - |
| 20 Karanganom | 2 | 9 | 11 | 56 | 78 |
| 21 Tulung | 398 | 421 | 254 | 421 | 1 494 |
| 22 Jatinom | 461 | 428 | 211 | 1 782 | 2 882 |
| 23 Kemalang | 199 | 567 | 169 | 475 | 1 410 |
| 24 Klaten Selatan | - | - | - | - | - |
| 25 Klaten Tengah | - | - | - | - | - |
| 26 Klaten Utara | - | - | - | - | - |
| Kabupaten Klaten | 1 117 | 1 490 | 714 | 2 921 | 6 242 |

Catatan/Note:

...

Sumber/Source:

Dinas Pertanian, Ketahanan Pangan, dan Perikanan Kabupaten Klaten/Department of Agriculture, Food Security, and Fishery of Klaten Regency

Tabel
Table 5.4.3

Populasi Kerbau Menurut Kecamatan dan Jenis Kelamin, 2019
Buffalo population by Sub District and Sex, 2019

| Kecamatan Subdistrict | Anak dan Muda Child and Young | | Dewasa/Adult | | Jumlah Total |
|--------------------------|----------------------------------|---------------|--------------|---------------|-----------------|
| | Jantan/Male | Betina/Female | Jantan/Male | Betina/Female | |
| (1) | (2) | (3) | (4) | (5) | (6) |
| 01 Prambanan | 3 | 4 | 6 | 6 | 19 |
| 02 Gantiwarno | 5 | 9 | 5 | 8 | 27 |
| 03 Wedi | 4 | 7 | 3 | 7 | 21 |
| 04 Bayat | 2 | 2 | 3 | 4 | 11 |
| 05 Cawas | 5 | 5 | 4 | 2 | 16 |
| 06 Trucuk | 3 | 3 | 5 | 3 | 14 |
| 07 Kalikotes | 8 | 8 | 5 | 8 | 29 |
| 08 Kebonarum | 9 | 11 | 4 | 9 | 33 |
| 09 Jogonalan | 6 | 7 | 6 | 7 | 26 |
| 10 Manisrenggo | 3 | 3 | 7 | 8 | 21 |
| 11 Karangnongko | 7 | 8 | 6 | 9 | 30 |
| 12 Ngawen | 4 | 4 | 4 | 7 | 19 |
| 13 Ceper | 6 | 7 | 2 | 12 | 27 |
| 14 Pedan | 5 | 5 | 7 | 11 | 28 |
| 15 Karangdowo | 6 | 4 | 6 | 9 | 25 |
| 16 Juwiring | 6 | 6 | 8 | 7 | 27 |
| 17 Wonosari | 7 | 7 | 3 | 12 | 29 |
| 18 Delanggu | 4 | 4 | 4 | 7 | 19 |
| 19 Polanharjo | 5 | 5 | 3 | 9 | 22 |
| 20 Karanganom | 11 | 9 | 6 | 8 | 34 |
| 21 Tulung | 7 | 7 | 8 | 5 | 27 |
| 22 Jatinom | 7 | 11 | 4 | 4 | 26 |
| 23 Kemalang | - | - | 2 | 1 | 3 |
| 24 Klaten Selatan | 6 | 8 | 7 | 12 | 33 |
| 25 Klaten Tengah | 9 | 8 | 3 | 5 | 25 |
| 26 Klaten Utara | 4 | 4 | 6 | 6 | 20 |
| Kabupaten Klaten | 142 | 156 | 127 | 186 | 611 |

Catatan/Note:

...

Sumber/Source:

Dinas Pertanian, Ketahanan Pangan, dan Perikanan Kabupaten Klaten/Departement of Agriculture, Food Security, and Fishery of Klaten Regency

Tabel
Table 5.4.4**Populasi Kuda Menurut Kecamatan dan Jenis Kelamin,
2019**
Horse population by Sub District and Sex, 2019

| Kecamatan Subdistrict | Anak dan Muda Child and Young | | Dewasa/Adult | | Jumlah Total |
|--------------------------|----------------------------------|---------------|--------------|---------------|-----------------|
| | Jantan/Male | Betina/Female | Jantan/Male | Betina/Female | |
| (1) | (2) | (3) | (4) | (5) | (6) |
| 01 Prambanan | - | 2 | 7 | 3 | 12 |
| 02 Gantiwarno | - | - | 6 | 3 | 9 |
| 03 Wedi | 1 | - | 4 | 2 | 7 |
| 04 Bayat | - | - | - | - | - |
| 05 Cawas | - | - | 4 | 4 | 8 |
| 06 Trucuk | - | - | - | - | - |
| 07 Kalikotes | - | 1 | 3 | 2 | 6 |
| 08 Kebonarum | - | 1 | 7 | 3 | 11 |
| 09 Jogonalan | 2 | 2 | 4 | 2 | 10 |
| 10 Manisrenggo | - | 1 | 2 | 1 | 4 |
| 11 Karangnongko | 1 | - | 6 | 2 | 9 |
| 12 Ngawen | - | 2 | 4 | 4 | 10 |
| 13 Ceper | - | 1 | 4 | 3 | 8 |
| 14 Pedan | 2 | 1 | 3 | 3 | 9 |
| 15 Karangdowo | - | 2 | 2 | 2 | 6 |
| 16 Juwiring | 1 | 3 | 6 | 6 | 16 |
| 17 Wonosari | 2 | 1 | 2 | 2 | 7 |
| 18 Delanggu | 1 | 2 | 3 | 3 | 9 |
| 19 Polanharjo | 3 | 4 | 3 | 3 | 13 |
| 20 Karanganom | 2 | 4 | 2 | 1 | 9 |
| 21 Tulung | 2 | 1 | 4 | 2 | 9 |
| 22 Jatinom | 3 | 2 | 7 | 2 | 14 |
| 23 Kemalang | 2 | 2 | 5 | 5 | 14 |
| 24 Klaten Selatan | - | 1 | 3 | 3 | 7 |
| 25 Klaten Tengah | 1 | 3 | 3 | 3 | 10 |
| 26 Klaten Utara | 1 | - | 4 | 4 | 9 |
| Kabupaten Klaten | 24 | 36 | 98 | 68 | 226 |

Catatan/Note:

...

Sumber/Source:

Dinas Pertanian, Ketahanan Pangan, dan Perikanan Kabupaten Klaten/Department of Agriculture, Food Security, and Fishery of Klaten Regency

Tabel
Table 5.4.5

Populasi Itik Menurut Kecamatan dan Jenis Kelamin, 2019
Duck population by Sub District and Sex, 2019

| Kecamatan Subdistrict | Anak dan Muda Child and Young | | Dewasa/Adult | | Jumlah Total |
|--------------------------|----------------------------------|----------------|---------------|----------------|-----------------|
| | Jantan/Male | Betina/Female | Jantan/Male | Betina/Female | |
| (1) | (2) | (3) | (4) | (5) | (6) |
| 01 Prambanan | 1 728 | 4 007 | 3 666 | 4 571 | 13 972 |
| 02 Gantiwarno | 1 810 | 3 585 | 2 868 | 3 232 | 11 495 |
| 03 Wedi | 1 863 | 4 162 | 2 614 | 3 783 | 12 422 |
| 04 Bayat | 2 871 | 4 092 | 2 673 | 8 499 | 18 135 |
| 05 Cawas | 2 757 | 3 295 | 2 545 | 4 917 | 13 514 |
| 06 Trucuk | 2 707 | 5 479 | 2 753 | 5 259 | 16 198 |
| 07 Kalikotes | 2 180 | 4 889 | 2 985 | 6 579 | 16 633 |
| 08 Kebonarum | 2 206 | 5 001 | 2 506 | 3 139 | 12 852 |
| 09 Jogonalan | 2 228 | 5 525 | 3 389 | 3 745 | 14 887 |
| 10 Manisrenggo | 2 013 | 6 718 | 2 844 | 4 848 | 16 423 |
| 11 Karangnongko | 2 517 | 5 856 | 3 083 | 3 520 | 14 976 |
| 12 Ngawen | 3 304 | 3 535 | 3 197 | 4 355 | 14 391 |
| 13 Ceper | 3 782 | 3 996 | 2 938 | 4 863 | 15 579 |
| 14 Pedan | 2 807 | 5 263 | 2 489 | 3 109 | 13 668 |
| 15 Karangdowo | 3 212 | 4 223 | 2 684 | 4 064 | 14 183 |
| 16 Juwiring | 4 849 | 5 245 | 2 632 | 10 667 | 23 393 |
| 17 Wonosari | 2 915 | 5 706 | 2 865 | 3 947 | 15 433 |
| 18 Delanggu | 2 989 | 7 862 | 5 621 | 3 811 | 20 283 |
| 19 Polanharjo | 6 622 | 10 479 | 11 927 | 15 634 | 44 662 |
| 20 Karanganom | 3 456 | 6 866 | 3 452 | 3 153 | 16 927 |
| 21 Tulung | 3 004 | 7 782 | 2 751 | 7 020 | 20 557 |
| 22 Jatinom | 3 130 | 6 147 | 2 255 | 4 112 | 15 644 |
| 23 Kemalang | 2 994 | 5 887 | 2 045 | 4 114 | 15 040 |
| 24 Klaten Selatan | 3 063 | 5 082 | 2 697 | 3 152 | 13 994 |
| 25 Klaten Tengah | 3 037 | 4 926 | 2 015 | 2 899 | 12 877 |
| 26 Klaten Utara | 3 177 | 3 849 | 2 060 | 3 105 | 12 191 |
| Kabupaten Klaten | 77 221 | 139 457 | 83 554 | 130 097 | 430 329 |

Catatan/Note:

...

Sumber/Source:

Dinas Pertanian, Ketahanan Pangan, dan Perikanan Kabupaten Klaten/Departement of Agriculture, Food Security, and Fishery of Klaten Regency

Tabel
Table 5.4.6

Populasi Ayam Buras Menurut Kecamatan dan Jenis Kelamin, 2019
Free-range Chicken population by Sub District and Sex, 2019

| Kecamatan Subdistrict | Anak dan Muda Child and Young | | Dewasa/Adult | | Jumlah Total |
|--------------------------|----------------------------------|----------------|----------------|----------------|------------------|
| | Jantan/Male | Betina/Female | Jantan/Male | Betina/Female | |
| (1) | (2) | (3) | (4) | (5) | (6) |
| 01 Prambanan | 23 222 | 30 221 | 25 423 | 24 093 | 102 959 |
| 02 Gantiwarno | 23 504 | 27 411 | 19 278 | 25 901 | 96 094 |
| 03 Wedi | 23 448 | 25 020 | 19 595 | 27 477 | 95 540 |
| 04 Bayat | 27 710 | 17 923 | 26 745 | 28 566 | 100 944 |
| 05 Cawas | 25 343 | 26 344 | 22 576 | 28 053 | 102 316 |
| 06 Trucuk | 25 937 | 29 179 | 22 238 | 23 213 | 100 567 |
| 07 Kalikotes | 30 289 | 28 187 | 21 288 | 27 875 | 107 639 |
| 08 Kebonarum | 27 632 | 32 920 | 19 138 | 26 864 | 106 554 |
| 09 Jogonalan | 33 656 | 31 453 | 17 062 | 34 253 | 116 424 |
| 10 Manisrenggo | 25 529 | 21 621 | 15 930 | 31 256 | 94 336 |
| 11 Karangnongko | 27 417 | 41 262 | 25 231 | 21 752 | 115 662 |
| 12 Ngawen | 25 060 | 31 616 | 22 544 | 32 099 | 111 319 |
| 13 Cepher | 28 674 | 34 645 | 26 762 | 31 624 | 121 705 |
| 14 Pedan | 28 850 | 28 293 | 27 148 | 37 204 | 121 495 |
| 15 Karangdowo | 27 107 | 28 360 | 17 178 | 30 733 | 104 378 |
| 16 Juwiring | 31 213 | 22 555 | 19 685 | 31 888 | 105 341 |
| 17 Wonosari | 29 114 | 19 876 | 23 505 | 34 532 | 107 027 |
| 18 Delanggu | 33 619 | 18 715 | 19 733 | 28 185 | 100 252 |
| 19 Polanharjo | 16 158 | 19 854 | 17 557 | 26 920 | 80 489 |
| 20 Karanganom | 21 688 | 24 565 | 18 736 | 19 314 | 84 303 |
| 21 Tulung | 26 426 | 27 839 | 24 089 | 32 821 | 111 175 |
| 22 Jatinom | 32 428 | 31 359 | 17 984 | 25 018 | 106 789 |
| 23 Kemalang | 22 867 | 21 498 | 19 908 | 26 102 | 90 375 |
| 24 Klaten Selatan | 10 037 | 12 420 | 9 090 | 10 427 | 41 974 |
| 25 Klaten Tengah | 10 297 | 11 138 | 8 318 | 14 733 | 44 486 |
| 26 Klaten Utara | 17 484 | 23 671 | 10 106 | 11 272 | 62 533 |
| Kabupaten Klaten | 654 709 | 667 945 | 517 847 | 692 175 | 2 532 676 |

Catatan/Note:

...

Sumber/Source:

Dinas Pertanian, Ketahanan Pangan, dan Perikanan Kabupaten Klaten/Department of Agriculture, Food Security, and Fishery of Klaten Regency

Tabel
Table 5.4.7

Populasi Ayam Pedaging Menurut Kecamatan dan Jenis Kelamin, 2019
Broiler population by Sub District and Sex, 2019

| Kecamatan Subdistrict | Anak dan Muda Child and Young | | Dewasa/Adult | | Jumlah Total |
|--------------------------|----------------------------------|---------------|------------------|---------------|------------------|
| | Jantan/Male | Betina/Female | Jantan/Male | Betina/Female | |
| (1) | (2) | (3) | (4) | (5) | (6) |
| 01 Prambanan | 88 597 | - | 93 757 | - | 182 354 |
| 02 Gantiwarno | 83 730 | - | 94 100 | - | 177 830 |
| 03 Wedi | 69 133 | - | 64 947 | - | 134 080 |
| 04 Bayat | 94 961 | - | 159 787 | - | 254 748 |
| 05 Cawas | 58 458 | - | 46 904 | - | 105 362 |
| 06 Trucuk | 62 076 | - | 52 315 | - | 114 391 |
| 07 Kalikotes | 63 851 | - | 55 894 | - | 119 745 |
| 08 Kebonarum | 46 199 | - | 41 418 | - | 87 617 |
| 09 Jogonalan | 95 689 | - | 108 699 | - | 204 388 |
| 10 Manisrenggo | 89 351 | - | 108 708 | - | 198 059 |
| 11 Karangnongko | 50 542 | - | 86 140 | - | 136 682 |
| 12 Ngawen | 40 460 | - | 53 967 | - | 94 427 |
| 13 Cepher | 76 486 | - | 92 402 | - | 168 888 |
| 14 Pedan | 42 367 | - | 46 268 | - | 88 635 |
| 15 Karangdowo | 57 505 | - | 76 786 | - | 134 291 |
| 16 Juwiring | 72 722 | - | 73 396 | - | 146 118 |
| 17 Wonosari | 65 796 | - | 68 933 | - | 134 729 |
| 18 Delanggu | 57 504 | - | 77 340 | - | 134 844 |
| 19 Polanharjo | 68 516 | - | 46 377 | - | 114 893 |
| 20 Karanganom | 68 497 | - | 84 055 | - | 152 552 |
| 21 Tulung | 135 732 | - | 127 877 | - | 263 609 |
| 22 Jatinom | 124 345 | - | 129 885 | - | 254 230 |
| 23 Kemalang | 100 117 | - | 100 791 | - | 200 908 |
| 24 Klaten Selatan | 55 769 | - | 66 712 | - | 122 481 |
| 25 Klaten Tengah | 44 406 | - | 31 035 | - | 75 441 |
| 26 Klaten Utara | 55 075 | - | 40 411 | - | 95 486 |
| Kabupaten Klaten | 1 867 884 | - | 2 028 904 | - | 3 896 788 |

Catatan/Note:

...

Sumber/Source:

Dinas Pertanian, Ketahanan Pangan, dan Perikanan Kabupaten Klaten/Department of Agriculture, Food Security, and Fishery of Klaten Regency

Tabel
Table 5.4.8

Populasi Ayam Petelur Menurut Kecamatan dan Jenis Kelamin, 2019
Leghorn population by Sub District and Sex, 2019

| Kecamatan Subdistrict | Anak dan Muda Child and Young | | Dewasa/Adult | | Jumlah Total |
|--------------------------|----------------------------------|----------------|--------------|----------------|-----------------|
| | Jantan/Male | Betina/Female | Jantan/Male | Betina/Female | |
| (1) | (2) | (3) | (4) | (5) | (6) |
| 01 Prambanan | - | 2 381 | - | 2 851 | 5 232 |
| 02 Gantiwarno | - | 11 039 | - | 10 222 | 21 261 |
| 03 Wedi | - | 12 788 | - | 14 106 | 26 894 |
| 04 Bayat | - | 32 519 | - | 67 015 | 99 534 |
| 05 Cawas | - | 12 124 | - | 7 682 | 19 806 |
| 06 Trucuk | - | 15 321 | - | 14 095 | 29 416 |
| 07 Kalikotes | - | 17 257 | - | 27 201 | 44 458 |
| 08 Kebonarum | - | 17 633 | - | 17 265 | 34 898 |
| 09 Jogonalan | - | 26 630 | - | 86 350 | 112 980 |
| 10 Manisrenggo | - | 30 072 | - | 20 200 | 50 272 |
| 11 Karangnongko | - | - | - | - | - |
| 12 Ngawen | - | 17 082 | - | 25 163 | 42 245 |
| 13 Ceper | - | 17 219 | - | 8 953 | 26 172 |
| 14 Pedan | - | 14 409 | - | 8 479 | 22 888 |
| 15 Karangdowo | - | 12 958 | - | 10 448 | 23 406 |
| 16 Juwiring | - | 14 792 | - | 11 414 | 26 206 |
| 17 Wonosari | - | - | - | - | - |
| 18 Delanggu | - | 12 938 | - | 8 283 | 21 221 |
| 19 Polanharjo | - | 16 075 | - | 14 757 | 30 832 |
| 20 Karanganom | - | 17 498 | - | 25 256 | 42 754 |
| 21 Tulung | - | 25 528 | - | 9 981 | 35 509 |
| 22 Jatinom | - | 26 983 | - | 51 783 | 78 766 |
| 23 Kemalang | - | 8 831 | - | 5 446 | 14 277 |
| 24 Klaten Selatan | - | 8 090 | - | 2 974 | 11 064 |
| 25 Klaten Tengah | - | - | - | - | - |
| 26 Klaten Utara | - | 8 983 | - | 3 690 | 12 673 |
| Kabupaten Klaten | - | 379 150 | - | 453 614 | 832 764 |

Catatan/Note:

...

Sumber/Source:

Dinas Pertanian, Ketahanan Pangan, dan Perikanan Kabupaten Klaten/Department of Agriculture, Food Security, and Fishery of Klaten Regency

Tabel
Table 5.4.9

Populasi Domba Menurut Kecamatan dan Jenis Kelamin, 2019
Sheep population by Sub District and Sex, 2019

| Kecamatan Subdistrict | Anak dan Muda Child and Young | | Dewasa/Adult | | Jumlah Total |
|--------------------------|----------------------------------|---------------|--------------|---------------|-----------------|
| | Jantan/Male | Betina/Female | Jantan/Male | Betina/Female | |
| (1) | (2) | (3) | (4) | (5) | (6) |
| 01 Prambanan | 482 | 571 | 407 | 313 | 1 773 |
| 02 Gantiwarno | 622 | 647 | 205 | 75 | 1 549 |
| 03 Wedi | 362 | 453 | 393 | 132 | 1 340 |
| 04 Bayat | 220 | 615 | 213 | 144 | 1 192 |
| 05 Cawas | 258 | 329 | 270 | 137 | 994 |
| 06 Trucuk | 366 | 645 | 452 | 500 | 1 963 |
| 07 Kalikotes | 570 | 479 | 277 | 49 | 1 375 |
| 08 Kebonarum | 444 | 395 | 305 | 306 | 1 450 |
| 09 Jogonalan | 490 | 757 | 363 | 610 | 2 220 |
| 10 Manisrenggo | 942 | 794 | 234 | 429 | 2 399 |
| 11 Karangnongko | 447 | 383 | 348 | 628 | 1 806 |
| 12 Ngawen | 482 | 913 | 375 | 701 | 2 471 |
| 13 Ceper | 743 | 549 | 346 | 537 | 2 175 |
| 14 Pedan | 572 | 502 | 194 | 399 | 1 667 |
| 15 Karangdowo | 318 | 241 | 365 | 739 | 1 663 |
| 16 Juwiring | 463 | 690 | 325 | 184 | 1 662 |
| 17 Wonosari | 468 | 647 | 273 | 445 | 1 833 |
| 18 Delanggu | 629 | 502 | 414 | 433 | 1 978 |
| 19 Polanharjo | 308 | 567 | 385 | 862 | 2 122 |
| 20 Karanganom | 909 | 667 | 377 | 1 164 | 3 117 |
| 21 Tulung | 293 | 696 | 444 | 485 | 1 918 |
| 22 Jatinom | 786 | 963 | 371 | 1 031 | 3 151 |
| 23 Kemalang | 565 | 653 | 322 | 253 | 1 793 |
| 24 Klaten Selatan | 357 | 178 | 162 | 267 | 964 |
| 25 Klaten Tengah | 441 | 196 | 224 | 336 | 1 197 |
| 26 Klaten Utara | 439 | 174 | 261 | 318 | 1 192 |
| Kabupaten Klaten | 12 976 | 14 206 | 8 305 | 11 476 | 46 963 |

Catatan/Note:

...

Sumber/Source:

Dinas Pertanian, Ketahanan Pangan, dan Perikanan Kabupaten Klaten/Departement of Agriculture, Food Security, and Fishery of Klaten Regency

Tabel
Table 5.4.10**Populasi Kambing Menurut Kecamatan dan Jenis Kelamin,
2019**
Goat population by Sub District and Sex, 2019

| Kecamatan Subdistrict | Anak dan Muda Child and Young | | Dewasa/Adult | | Jumlah Total |
|--------------------------|----------------------------------|---------------|---------------|---------------|-----------------|
| | Jantan/Male | Betina/Female | Jantan/Male | Betina/Female | |
| (1) | (2) | (3) | (4) | (5) | (6) |
| 01 Prambanan | 1 353 | 1 159 | 300 | 1 344 | 4 156 |
| 02 Gantiwarno | 1 202 | 736 | 385 | 910 | 3 233 |
| 03 Wedi | 1 090 | 703 | 344 | 696 | 2 833 |
| 04 Bayat | 1 487 | 1 657 | 388 | 1 695 | 5 227 |
| 05 Cawas | 1 255 | 1 295 | 302 | 1 177 | 4 029 |
| 06 Trucuk | 1 922 | 889 | 524 | 1 251 | 4 586 |
| 07 Kalikotes | 1 173 | 877 | 289 | 571 | 2 910 |
| 08 Kebonarum | 997 | 423 | 543 | 647 | 2 610 |
| 09 Jogonalan | 1 583 | 1 865 | 412 | 1 336 | 5 196 |
| 10 Manisrenggo | 2 025 | 2 357 | 578 | 3 338 | 8 298 |
| 11 Karangnongko | 2 402 | 2 283 | 786 | 2 253 | 7 724 |
| 12 Ngawen | 1 023 | 357 | 397 | 560 | 2 337 |
| 13 Ceper | 1 443 | 1 247 | 367 | 818 | 3 875 |
| 14 Pedan | 1 357 | 1 031 | 596 | 708 | 3 692 |
| 15 Karangdowo | 1 162 | 587 | 474 | 910 | 3 133 |
| 16 Juwiring | 1 075 | 981 | 399 | 1 010 | 3 456 |
| 17 Wonosari | 961 | 721 | 324 | 1 222 | 3 228 |
| 18 Delanggu | 1 068 | 583 | 233 | 713 | 2 597 |
| 19 Polanharjo | 1 101 | 441 | 378 | 616 | 2 536 |
| 20 Karanganyam | 1 045 | 375 | 212 | 780 | 2 412 |
| 21 Tulung | 1 005 | 813 | 607 | 1 458 | 3 883 |
| 22 Jatinom | 1 815 | 2 413 | 510 | 2 356 | 7 094 |
| 23 Kemalang | 1 488 | 2 001 | 426 | 1 506 | 5 421 |
| 24 Klaten Selatan | 1 021 | 423 | 207 | 583 | 2 234 |
| 25 Klaten Tengah | 977 | 501 | 177 | 763 | 2 418 |
| 26 Klaten Utara | 1 003 | 551 | 144 | 577 | 2 275 |
| Kabupaten Klaten | 34 033 | 27 269 | 10 302 | 29 798 | 101 402 |

Catatan/Note:

...

Sumber/Source:

Dinas Pertanian, Ketahanan Pangan, dan Perikanan Kabupaten Klaten/Department of Agriculture, Food Security, and Fishery of Klaten Regency

Tabel
Table 5.4.11

**Populasi Babi Menurut Kecamatan dan Jenis Kelamin,
2019**
Pig population by Sub District and Sex, 2019

| Kecamatan Subdistrict | Anak dan Muda Child and Young | | | Dewasa/Adult | | | Jumlah Total |
|--------------------------|----------------------------------|-------------------|---------------------|-----------------|-------------------|---------------------|-----------------|
| | Jantan/ Male | Betina/ Female | Kebiri Castrated | Jantan/ Male | Betina/ Female | Kebiri Castrated | |
| (1) | (2) | (3) | (4) | (5) | (6) | (7) | (8) |
| 01 Prambanan | 4 | 2 | 3 | 4 | 8 | 13 | 3444 |
| 02 Gantiwarno | - | - | - | - | - | - | - |
| 03 Wedi | 6 | 8 | 11 | 7 | 13 | 9 | 54 |
| 04 Bayat | - | - | - | - | - | - | - |
| 05 Cawas | 4 | 7 | 12 | 9 | 11 | 13 | 56 |
| 06 Trucuk | 9 | 4 | 11 | 8 | 17 | 16 | 65 |
| 07 Kalikotes | - | - | - | - | - | - | - |
| 08 Kebonarum | 12 | 14 | 8 | 7 | 21 | 12 | 74 |
| 09 Jogonalan | 45 | 87 | 42 | 38 | 72 | 36 | 320 |
| 10 Manisrenggo | - | - | - | - | - | - | - |
| 11 Karangnongko | - | - | - | - | - | - | - |
| 12 Ngawen | 11 | 8 | 9 | 14 | 23 | 32 | 97 |
| 13 Ceper | - | - | - | - | - | - | - |
| 14 Pedan | 24 | 28 | 37 | 22 | 42 | 18 | 171 |
| 15 Karangdowo | 6 | 7 | 4 | 13 | 7 | 21 | 58 |
| 16 Juwiring | - | - | - | - | - | - | - |
| 17 Wonosari | 8 | 15 | 8 | 3 | 13 | 9 | 56 |
| 18 Delanggu | 4 | 8 | 12 | 9 | 8 | 12 | 53 |
| 19 Polanharjo | - | - | - | - | - | - | - |
| 20 Karanganom | - | - | - | - | - | - | - |
| 21 Tulung | 8 | 12 | 16 | 17 | 8 | 26 | 87 |
| 22 Jatinom | - | - | - | - | - | - | - |
| 23 Kemalang | - | - | - | - | - | - | - |
| 24 Klaten Selatan | 3 | 2 | 3 | 6 | 9 | 7 | 30 |
| 25 Klaten Tengah | 9 | 8 | 12 | 7 | 5 | 4 | 45 |
| 26 Klaten Utara | 2 | 3 | 4 | 2 | 4 | 3 | 18 |
| Kabupaten Klaten | 155 | 213 | 192 | 166 | 261 | 231 | 1 218 |

Catatan/Note:

...

Sumber/Source:

Dinas Pertanian, Ketahanan Pangan, dan Perikanan Kabupaten Klaten/Departement of Agriculture, Food Security, and Fishery of Klaten Regency

Tabel
Table 5.4.12**Populasi Entok Menurut Kecamatan dan Jenis Kelamin,
2019**
Darn population by Sub District and Sex, 2019

| Kecamatan Subdistrict | Anak dan Muda Child and Young | | Dewasa/Adult | | Jumlah Total |
|--------------------------|----------------------------------|---------------|--------------|---------------|-----------------|
| | Jantan/Male | Betina/Female | Jantan/Male | Betina/Female | |
| (1) | (2) | (3) | (4) | (5) | (6) |
| 01 Prambanan | 116 | 152 | 72 | 74 | 414 |
| 02 Gantiwarno | 45 | 129 | 111 | 58 | 343 |
| 03 Wedi | 113 | 212 | 112 | 86 | 523 |
| 04 Bayat | 200 | 211 | 132 | 125 | 668 |
| 05 Cawas | 126 | 247 | 198 | 204 | 775 |
| 06 Trucuk | 113 | 207 | 196 | 197 | 713 |
| 07 Kalikotes | 151 | 251 | 99 | 182 | 683 |
| 08 Kebonarum | 199 | 301 | 93 | 78 | 671 |
| 09 Jogonalan | 146 | 321 | 82 | 83 | 632 |
| 10 Manisrenggo | 134 | 258 | 98 | 220 | 710 |
| 11 Karangnongko | 234 | 259 | 96 | 120 | 709 |
| 12 Ngawen | 103 | 183 | 105 | 143 | 534 |
| 13 Ceper | 213 | 278 | 122 | 221 | 834 |
| 14 Pedan | 307 | 221 | 137 | 122 | 787 |
| 15 Karangdowo | 146 | 268 | 201 | 138 | 753 |
| 16 Juwiring | 229 | 278 | 153 | 77 | 737 |
| 17 Wonosari | 176 | 104 | 139 | 123 | 542 |
| 18 Delanggu | 171 | 389 | 103 | 210 | 873 |
| 19 Polanharjo | 251 | 206 | 238 | 219 | 914 |
| 20 Karanganom | 230 | 268 | 131 | 209 | 838 |
| 21 Tulung | 326 | 259 | 29 | 290 | 704 |
| 22 Jatinom | 214 | 112 | 84 | 284 | 694 |
| 23 Kemalang | 319 | 336 | 15 | 248 | 918 |
| 24 Klaten Selatan | 197 | 144 | 52 | 224 | 617 |
| 25 Klaten Tengah | 165 | 117 | 83 | 202 | 567 |
| 26 Klaten Utara | 195 | 178 | 72 | 222 | 667 |
| Kabupaten Klaten | 4 819 | 5 889 | 2 953 | 4 359 | 18 020 |

Catatan/Note:

...

Sumber/Source:

Dinas Pertanian, Ketahanan Pangan, dan Perikanan Kabupaten Klaten/Departement of Agriculture, Food Security, and Fishery of Klaten Regency

Tabel
Table 5.4.13

Populasi Angsa Menurut Kecamatan dan Jenis Kelamin, 2019
Goose population by Sub District and Sex, 2019

| Kecamatan Subdistrict | Anak dan Muda Child and Young | | Dewasa/Adult | | Jumlah Total |
|--------------------------|----------------------------------|---------------|--------------|---------------|-----------------|
| | Jantan/Male | Betina/Female | Jantan/Male | Betina/Female | |
| (1) | (2) | (3) | (4) | (5) | (6) |
| 01 Prambanan | 113 | 72 | 56 | 88 | 329 |
| 02 Gantiwarno | - | - | - | - | - |
| 03 Wedi | 86 | 94 | 37 | 86 | 303 |
| 04 Bayat | 89 | 101 | 61 | 89 | 340 |
| 05 Cawas | - | - | - | - | - |
| 06 Trucuk | 3 | 9 | 27 | 3 | 42 |
| 07 Kalikotes | 59 | 66 | 82 | 55 | 262 |
| 08 Kebonarum | 20 | 36 | 46 | 23 | 125 |
| 09 Jogonalan | 32 | 60 | 48 | 22 | 162 |
| 10 Manisrenggo | 71 | 87 | 47 | 73 | 278 |
| 11 Karangnongko | 90 | 78 | 36 | 85 | 289 |
| 12 Ngawen | - | - | - | - | - |
| 13 Ceper | 115 | 78 | 78 | 53 | 324 |
| 14 Pedan | 86 | 54 | 100 | 58 | 298 |
| 15 Karangdowo | 21 | 28 | 11 | 24 | 84 |
| 16 Juwiring | 92 | 163 | 114 | 58 | 427 |
| 17 Wonosari | 7 | 12 | 3 | 34 | 56 |
| 18 Delanggu | 3 | 3 | 8 | 15 | 29 |
| 19 Polanharjo | 39 | 117 | 34 | 71 | 261 |
| 20 Karanganyam | 2 | 141 | 32 | 87 | 262 |
| 21 Tulung | 47 | 85 | 39 | 116 | 287 |
| 22 Jatinom | 33 | 66 | 33 | 87 | 219 |
| 23 Kemalang | 42 | 66 | 14 | 105 | 227 |
| 24 Klaten Selatan | 9 | 72 | 29 | 51 | 161 |
| 25 Klaten Tengah | 8 | 42 | 34 | 49 | 133 |
| 26 Klaten Utara | 9 | 110 | 57 | 55 | 231 |
| Kabupaten Klaten | 1 076 | 1 640 | 1 026 | 1 387 | 5 129 |

Catatan/Note:

...

Sumber/Source:

Dinas Pertanian, Ketahanan Pangan, dan Perikanan Kabupaten Klaten/Departement of Agriculture, Food Security, and Fishery of Klaten Regency

Tabel
Table 5.4.14

**Populasi Kelinci Menurut Kecamatan dan Jenis Kelamin,
2019**

Rabbit population by Sub District and Sex, 2019

| Kecamatan Subdistrict | Anak dan Muda Child and Young | | Dewasa/Adult | | Jumlah Total |
|--------------------------|----------------------------------|---------------|--------------|---------------|-----------------|
| | Jantan/Male | Betina/Female | Jantan/Male | Betina/Female | |
| (1) | (2) | (3) | (4) | (5) | (6) |
| 01 Prambanan | 122 | 132 | 42 | 103 | 399 |
| 02 Gantiwarno | 92 | 111 | 47 | 82 | 332 |
| 03 Wedi | 106 | 54 | 49 | 72 | 281 |
| 04 Bayat | 192 | 110 | 53 | 53 | 408 |
| 05 Cawas | 76 | 110 | 29 | 65 | 280 |
| 06 Trucuk | 103 | 78 | 53 | 71 | 305 |
| 07 Kalikotes | 129 | 124 | 81 | 86 | 420 |
| 08 Kebonarum | 124 | 105 | 87 | 36 | 352 |
| 09 Jogonalan | 107 | 115 | 214 | 75 | 511 |
| 10 Manisrenggo | 103 | 82 | 106 | 18 | 309 |
| 11 Karangnongko | 146 | 118 | 75 | 141 | 480 |
| 12 Ngawen | 85 | 73 | 69 | 51 | 278 |
| 13 Ceper | 186 | 78 | 74 | 71 | 409 |
| 14 Pedan | 199 | 88 | 69 | 547 | 903 |
| 15 Karangdowo | 74 | 94 | 64 | 43 | 275 |
| 16 Juwiring | 113 | 131 | 93 | 64 | 401 |
| 17 Wonosari | 71 | 144 | 57 | 46 | 318 |
| 18 Delanggu | 26 | 122 | 58 | 45 | 251 |
| 19 Polanharjo | 9 | 118 | 76 | 67 | 270 |
| 20 Karanganyam | 38 | 133 | 82 | 45 | 298 |
| 21 Tulung | 5 | 165 | 43 | 29 | 242 |
| 22 Jatinom | 7 | 182 | 1 | 38 | 228 |
| 23 Kemalang | 169 | 111 | 10 | 31 | 321 |
| 24 Klaten Selatan | 72 | 120 | 20 | 31 | 243 |
| 25 Klaten Tengah | 107 | 105 | 62 | 91 | 365 |
| 26 Klaten Utara | 136 | 144 | 122 | 94 | 496 |
| Kabupaten Klaten | 2 597 | 2 947 | 1 736 | 2 095 | 9 375 |

Catatan/Note:

...

Sumber/Source:

Dinas Pertanian, Ketahanan Pangan, dan Perikanan Kabupaten Klaten/Departement of Agriculture, Food Security, and Fishery of Klaten Regency

Tabel
Table 5.4.15

Populasi Burung Puyuh Menurut Kecamatan dan Jenis Kelamin, 2019
Quail population by Sub District and Sex, 2019

| Kecamatan Subdistrict | Anak dan Muda Child and Young | | Dewasa/Adult | | Jumlah Total |
|--------------------------|----------------------------------|----------------|---------------|----------------|-----------------|
| | Jantan/Male | Betina/Female | Jantan/Male | Betina/Female | |
| (1) | (2) | (3) | (4) | (5) | (6) |
| 01 Prambanan | 3 110 | 13 368 | 2 341 | 3 050 | 21 869 |
| 02 Gantiwarno | 6 081 | 23 704 | 5 542 | 16 057 | 51 384 |
| 03 Wedi | 1 250 | 11 177 | 2 362 | 1 596 | 16 385 |
| 04 Bayat | 11 818 | 14 306 | 8 213 | 23 545 | 57 882 |
| 05 Cawas | - | - | - | - | - |
| 06 Trucuk | - | - | - | - | - |
| 07 Kalikotes | 4 233 | 7 557 | 4 326 | 1 933 | 18 049 |
| 08 Kebonarum | 1 143 | 2 115 | 2 025 | 1 125 | 6 408 |
| 09 Jogonalan | 5 091 | 13 414 | 5 201 | 5 420 | 29 126 |
| 10 Manisrenggo | 5 797 | 13 692 | 3 403 | 5 276 | 28 168 |
| 11 Karangnongko | 2 365 | 5 218 | 928 | 2 503 | 11 014 |
| 12 Ngawen | 5 356 | 11 080 | 1 222 | 4 418 | 22 076 |
| 13 Ceper | 7 183 | 9 036 | 3 694 | 12 604 | 32 517 |
| 14 Pedan | 1 652 | 3 546 | 656 | 1 656 | 7 510 |
| 15 Karangdowo | - | - | - | - | - |
| 16 Juwiring | 2 749 | 8 130 | 1 654 | 4 998 | 17 531 |
| 17 Wonosari | 2 054 | 6 490 | 1 814 | 7 986 | 18 344 |
| 18 Delanggu | 1 969 | 8 396 | 3 207 | 4 280 | 17 852 |
| 19 Polanharjo | 7 066 | 13 778 | 2 947 | 7 445 | 31 236 |
| 20 Karanganyam | 2 649 | 5 182 | 2 956 | 4 820 | 15 607 |
| 21 Tulung | 20 176 | 18 736 | 7 779 | 19 107 | 65 798 |
| 22 Jatinom | 7 371 | 13 328 | 4 749 | 5 187 | 30 635 |
| 23 Kemalang | - | - | - | - | - |
| 24 Klaten Selatan | 2 996 | 4 808 | 2 983 | 3 289 | 14 076 |
| 25 Klaten Tengah | - | - | - | - | - |
| 26 Klaten Utara | 5 547 | 8 705 | 2 629 | 4 896 | 21 777 |
| Kabupaten Klaten | 107 656 | 215 766 | 70 631 | 141 191 | 535 244 |

Catatan/Note:

...

Sumber/Source:

Dinas Pertanian, Ketahanan Pangan, dan Perikanan Kabupaten Klaten/Department of Agriculture, Food Security, and Fishery of Klaten Regency

Tabel
Table 5.4.16**Ternak yang Diperdagangkan Menurut Bulan dan Jenisnya, 2019**
Livestock Traded by Month and Type, 2019

| Bulan Month | Sapi/Cow | | Kambing/Goat | | Domba/Sheep | |
|-------------------------|---------------|-------------------|---------------|-------------------|---------------|-------------------|
| | Jantan/Male | Betina/ Female | Jantan/Male | Betina/ Female | Jantan/Male | Betina/ Female |
| (1) | (2) | (3) | (4) | (5) | (6) | (7) |
| Januari/January | 2 489 | 432 | 4 069 | 2 174 | 1 147 | 238 |
| Februari/February | 2 167 | 432 | 3 142 | 1 416 | 1 025 | 288 |
| Maret/March | 2 451 | 476 | 3 231 | 1 772 | 1 157 | 178 |
| April/April | 3 241 | 576 | 3 910 | 1 055 | 889 | 155 |
| Mei/May | 3 897 | 563 | 3 991 | 2 024 | 975 | 198 |
| Juni/June | 3 451 | 383 | 2 804 | 1 839 | 1 316 | 248 |
| Juli/July | 2 286 | 368 | 6 478 | 2 221 | 1 212 | 221 |
| Agustus/August | 3 406 | 978 | 7 601 | 1 493 | 1 611 | 701 |
| September/September | 2 786 | 467 | 4 753 | 2 596 | 2 041 | 678 |
| Oktober/October | 2 671 | 365 | 4 977 | 2 502 | 1 486 | 555 |
| November/November | 2 281 | 445 | 6 057 | 2 201 | 1 072 | 410 |
| Desember/December | 2 786 | 563 | 4 816 | 1 913 | 995 | 306 |
| Kabupaten Klaten | 33 912 | 6 048 | 55 829 | 23 206 | 14 926 | 4 176 |

Catatan/Note:

...

Sumber/Source:

Dinas Pertanian, Ketahanan Pangan, dan Perikanan Kabupaten Klaten/Department of Agriculture, Food Security, and Fishery of Klaten Regency

Tabel
Table 5.4.17

Ternak yang Dipotong di Rumah Potong Hewan Menurut Bulan dan Jenisnya, 2019
Cattle Slaughtered at Abattoirs by Month and Type, 2019

| Bulan Month | Ternak Besar/Big Livestock | | Ternak Kecil/Small Livestock | | |
|-------------------------|----------------------------|----------------|------------------------------|-------------|----------|
| | Sapi/Cow | Kerbau/Buffalo | Kambing/Goat | Domba/Sheep | Babi/Pig |
| (1) | (2) | (3) | (4) | (5) | (6) |
| Januari/January | 212 | - | - | - | - |
| Februari/February | 191 | - | - | - | - |
| Maret/March | 195 | - | - | - | - |
| April/April | 226 | - | - | - | - |
| Mei/May | 212 | - | - | - | - |
| Juni/June | 247 | - | - | - | - |
| Juli/July | 224 | - | - | - | - |
| Agustus/August | 174 | - | - | - | - |
| September/September | 181 | - | - | - | - |
| Oktober/October | 187 | - | - | - | - |
| November/November | 181 | - | - | - | - |
| Desember/December | 205 | - | - | - | - |
| Kabupaten Klaten | 2 435 | - | - | - | - |

Catatan/Note:

...

Sumber/Source:

Dinas Pertanian, Ketahanan Pangan, dan Perikanan Kabupaten Klaten/Departement of Agriculture, Food Security, and Fishery of Klaten Regency

Tabel
Table 5.4.18

**Ternak yang Dipotong Diluar Rumah Potong Hewan
Menurut Bulan dan Jenisnya, 2019**
*Cattle Slaughtered Outside Abattoirs by Month and Type,
2019*

| Bulan Month | Unggas/Poultry | | Sapi/Cow | Kambing/Goat | Domba/Sheep |
|-------------------------|------------------|----------------|--------------|---------------|--------------|
| | Ayam/Chicken | Itik/Duck | | | |
| (1) | (2) | (3) | (4) | (5) | (6) |
| Januari/January | 249 820 | 15 331 | - | - | - |
| Februari/February | 234 752 | 12 838 | - | - | - |
| Maret/March | 189 268 | 15 424 | - | - | - |
| April/April | 174 677 | 14 323 | - | - | - |
| Mei/May | 189 756 | 13 711 | - | - | - |
| Juni/June | 459 564 | 21 892 | - | - | - |
| Juli/July | 509 549 | 17 702 | - | - | - |
| Agustus/August | 416 443 | 19 909 | - | - | - |
| September/September | 226 754 | 15 267 | - | - | - |
| Oktober/October | 224 676 | 14 271 | - | - | - |
| November/November | 241 677 | 13 407 | 7 945 | 11 130 | 5 445 |
| Desember/December | 463 887 | 12 253 | - | - | - |
| Kabupaten Klaten | 3 578 823 | 186 328 | 7 945 | 11 130 | 5 445 |

Catatan/Note: ...
Sumber/Source: Dinas Pertanian, Ketahanan Pangan, dan Perikanan Kabupaten Klaten/Departement of Agriculture, Food Security, and Fishery of Klaten Regency

Tabel 5.4.19 **Produksi Susu Menurut Kecamatan (Liter), 2019**
Table **Milk Production by Sub District (Litre), 2019**

| Kecamatan Subdistrict | Susu Perah Perusahaan Milkcow Enterprise | Susu Perah Rakyat Volk Milkcow |
|--------------------------|---|-----------------------------------|
| (1) | (2) | (3) |
| 01 Prambanan | - | - |
| 02 Gantiwarno | - | - |
| 03 Wedi | - | - |
| 04 Bayat | - | - |
| 05 Cawas | - | - |
| 06 Trucuk | - | - |
| 07 Kalikotes | - | - |
| 08 Kebonarum | - | - |
| 09 Jogonalan | - | - |
| 10 Manisrenggo | - | 23 456 |
| 11 Karangnongko | - | 17 653 |
| 12 Ngawen | - | - |
| 13 Ceper | - | - |
| 14 Pedan | - | - |
| 15 Karangdowo | - | - |
| 16 Juwiring | - | - |
| 17 Wonosari | - | - |
| 18 Delanggu | - | - |
| 19 Polanharjo | - | - |
| 20 Karanganom | - | 10 942 |
| 21 Tulung | - | 1 658 535 |
| 22 Jatinom | - | 2 458 893 |
| 23 Kemalang | - | 808 963 |
| 24 Klaten Selatan | - | - |
| 25 Klaten Tengah | - | - |
| 26 Klaten Utara | - | - |
| Kabupaten Klaten | - | 4 978 442 |

Catatan/Note: ...
 Sumber/Source: Dinas Pertanian, Ketahanan Pangan, dan Perikanan Kabupaten Klaten/Departement of Agriculture, Food Security, and Fishery of Klaten Regency

Tabel
Table 5.4.20

Produksi Susu Menurut Bulan (Liter), 2019
Milk Production by Month (Litre), 2019

| Bulan Month | Susu Perah Perusahaan Milkcow Enterprise | Susu Perah Rakyat Volk Milkcow |
|-------------------------|---|-----------------------------------|
| (1) | (2) | (3) |
| Januari/January | - | 388 767 |
| Februari/February | - | 389 675 |
| Maret/March | - | 356 786 |
| April/April | - | 346 757 |
| Mei/May | - | 401 232 |
| Juni/June | - | 382 876 |
| Juli/July | - | 458 269 |
| Agustus/August | - | 496 759 |
| September/September | - | 497 009 |
| Oktober/October | - | 564 764 |
| November/November | - | 328 304 |
| Desember/December | - | 367 244 |
| Kabupaten Klaten | - | 4 978 442 |

Catatan/Note:

...

Sumber/Source:

Dinas Pertanian, Ketahanan Pangan, dan Perikanan Kabupaten Klaten/Departement of Agriculture, Food Security, and Fishery of Klaten Regency

**5.5 PERIKANAN
FISHERY**

Tabel 5.5.1 Luas Area Obyek Perikanan Menurut Kecamatan dan Jenisnya (Ha) di Kabupaten Klaten, 2019
Table 5.5.1 Fishery Object Area by Sub District and Type (Ha) in Klaten Regency, 2019

| Kecamatan Subdistrict | Kolam/ Pond | Sawah/ Wet Rice Field | Keramba/ Cage | Waduk/ Reservoir | Sungai/ River | Genangan Air/Puddle | Jumlah/ Total |
|--------------------------|----------------|-----------------------------|------------------|---------------------|------------------|------------------------|------------------|
| (1) | (2) | (3) | (4) | (5) | (6) | (7) | (8) |
| 01 Prambanan | 4.49 | - | - | - | 5.00 | 342.00 | 351.49 |
| 02 Gantiwarno | 1.59 | - | - | - | 3.50 | 0.05 | 5.14 |
| 03 Wedi | 0.47 | - | - | - | 3.50 | 13.74 | 17.71 |
| 04 Bayat | 0.63 | - | 0.24 | 180.00 | 8.50 | 8.08 | 197.45 |
| 05 Cawas | 0.51 | - | - | - | 13.00 | 0.04 | 13.55 |
| 06 Trucuk | 1.09 | - | - | - | 18.00 | 1.59 | 20.68 |
| 07 Kalikotes | 7.50 | - | - | - | 2.50 | 1.78 | 11.78 |
| 08 Kebonarum | 0.79 | - | - | - | 4.45 | 180.75 | 185.99 |
| 09 Jogonalan | 0.33 | - | - | - | 5.89 | 394.75 | 400.97 |
| 10 Manisrenggo | 2.37 | - | - | - | 1.00 | 0.50 | 3.87 |
| 11 Karangnongko | 0.50 | - | - | - | 1.46 | 191.05 | 193.01 |
| 12 Ngawen | 0.67 | - | - | - | 2.00 | 0.50 | 3.17 |
| 13 Ceper | 0.62 | - | - | - | 8.55 | 1.00 | 10.17 |
| 14 Pedan | 0.41 | - | - | - | 11.00 | 218.81 | 230.22 |
| 15 Karangdowo | 1.77 | - | - | - | 13.50 | 7.00 | 22.27 |
| 16 Juwiring | 0.65 | - | - | - | 16.50 | 1.50 | 18.65 |
| 17 Wonosari | 0.65 | - | 0.07 | - | 13.80 | 250.00 | 264.52 |
| 18 Delanggu | 1.38 | - | - | - | 12.00 | 1.00 | 14.38 |
| 19 Polanharjo | 10.29 | - | - | - | 3.45 | 0.84 | 14.58 |
| 20 Karanganom | 1.82 | - | - | - | 8.80 | 0.30 | 10.92 |
| 21 Tulung | 5.37 | - | - | - | 3.80 | 7.58 | 16.75 |
| 22 Jatinom | 0.27 | - | - | - | 5.00 | 0.73 | 6.00 |
| 23 Kemalang | 0.04 | - | - | - | - | 0.50 | 0.54 |
| 24 Klaten Selatan | 1.17 | - | - | - | 3.70 | 112.50 | 117.37 |
| 25 Klaten Tengah | 0.35 | - | - | - | 5.50 | 1.00 | 6.85 |
| 26 Klaten Utara | 0.55 | - | - | - | 4.50 | 0.20 | 5.25 |
| Kabupaten Klaten | 46.27 | - | 0.31 | 180.00 | 178.90 | 1 737.79 | 2 143.28 |

Catatan/Note: ...
Sumber/Source: Dinas Pertanian, Ketahanan Pangan, dan Perikanan Kabupaten Klaten/Departement of Agriculture, Food Security, and Fishery of Klaten Regency

Tabel
Table 5.5.2

Produksi Ikan Menurut Kecamatan dan Jenisnya (Kw) di Kabupaten Klaten, 2019
Fish Production by Sub District and Type (Kw) in Klaten Regency, 2019

| Kecamatan Subdistrict | Kolam/ Pond | Sawah Wet Rice Field | Keramba Cage | Waduk Reservoir | Sungai River | Genangan Air/Puddle | Jumlah/Total |
|--------------------------|-------------------|----------------------------|-----------------|--------------------|-----------------|------------------------|-------------------|
| (1) | (2) | (3) | (4) | (5) | (6) | (7) | (8) |
| 01 Prambanan | 1 393.82 | - | - | - | - | - | 1 393.82 |
| 02 Gantiwarno | 466.72 | - | - | - | - | - | 466.72 |
| 03 Wedi | 237.35 | - | - | - | - | - | 237.35 |
| 04 Bayat | 7 841.55 | - | 4 108.24 | 938.80 | - | - | 12 888.58 |
| 05 Cawas | 942.29 | - | - | - | 92.74 | - | 1 035.03 |
| 06 Trucuk | 194.07 | - | - | - | - | - | 194.07 |
| 07 Kalikotes | 1 800.35 | - | - | - | - | - | 1 800.35 |
| 08 Kebonarum | 3 135.55 | - | - | - | - | - | 3 135.55 |
| 09 Jogonalan | 7 004.12 | - | - | - | - | - | 7 004.12 |
| 10 Manisrenggo | 14 152.40 | - | - | - | - | - | 14 152.40 |
| 11 Karangnongko | 1 772.79 | - | - | - | - | - | 1 772.79 |
| 12 Ngawen | 20 934.38 | - | - | - | - | - | 20 934.38 |
| 13 Ceper | 220.11 | - | - | - | - | - | 220.11 |
| 14 Pedan | 753.89 | - | - | - | - | - | 753.89 |
| 15 Karangdowo | 861.89 | - | - | - | - | - | 861.89 |
| 16 Juwiring | 226.19 | - | - | - | - | - | 226.19 |
| 17 Wonosari | 404.71 | - | 5 | - | - | - | 409.71 |
| 18 Delanggu | 1 228.84 | - | - | - | - | - | 1 228.84 |
| 19 Polanharjo | 146 560.19 | - | - | - | - | - | 146 560.19 |
| 20 Karanganyam | 15 054.11 | - | - | - | - | - | 15 054.11 |
| 21 Tulung | 46 949.06 | - | - | - | 101.78 | - | 47 050.84 |
| 22 Jatinom | 2 320.64 | - | - | - | - | - | 2 320.64 |
| 23 Kemalang | 518.02 | - | - | - | - | - | 518.02 |
| 24 Klaten Selatan | 2 398.30 | - | - | - | - | - | 2 398.30 |
| 25 Klaten Tengah | 303.94 | - | - | - | - | - | 303.94 |
| 26 Klaten Utara | 505.31 | - | - | - | 396.78 | - | 902.09 |
| Kabupaten Klaten | 278 180.59 | - | 4 113.24 | 938.80 | 591.30 | - | 283 823.93 |

Catatan/Note:

...

Sumber/Source:

Dinas Pertanian, Ketahanan Pangan, dan Perikanan Kabupaten Klaten/Department of Agriculture, Food Security, and Fishery of Klaten Regency

Tabel
Table 5.5.3

Penebaran Benih Ikan pada Obyek Perikanan (000) Menurut Kecamatan dan Jenisnya di Kabupaten Klaten, 2019
Spreading Seed of Fish in Object of Fishery (000) by Sub District and Type in Klaten Regency, 2019

| Kecamatan Subdistrict | Kolam/ Pond | Sawah Wet Rice Field | Keramba Cage | Waduk Reservoir | Sungai River | Genangan Air/Puddle | Jumlah/Total |
|--------------------------|-------------------|----------------------------|-----------------|--------------------|-----------------|------------------------|-------------------|
| (1) | (2) | (3) | (4) | (5) | (6) | (7) | (8) |
| 01 Prambanan | 1 958.32 | - | - | - | - | - | 1 958.32 |
| 02 Gantiwarno | 2 302.97 | - | - | - | - | - | 2 302.97 |
| 03 Wedi | 847.39 | - | - | - | - | - | 847.39 |
| 04 Bayat | - | - | - | 1 000 | - | - | 1 000 |
| 05 Cawas | 18 862.97 | - | - | - | - | - | 18 862.97 |
| 06 Trucuk | 753.96 | - | - | - | - | - | 753.96 |
| 07 Kalikotes | 277.38 | - | - | - | - | - | 277.38 |
| 08 Kebonarum | 2 705.70 | - | - | - | - | - | 2 705.70 |
| 09 Jogonalan | - | - | - | - | - | - | - |
| 10 Manisrenggo | 5 413.39 | - | - | - | - | - | 5 413.39 |
| 11 Karangnongko | 3 575.85 | - | - | - | - | - | 3 575.85 |
| 12 Ngawen | 7 879.15 | - | - | - | - | - | 7 879.15 |
| 13 Ceper | 1 501.93 | - | - | - | - | - | 1 501.93 |
| 14 Pedan | 1 550.42 | - | - | - | - | - | 1 550.42 |
| 15 Karangdowo | 1 072.20 | - | - | - | - | - | 1 072.20 |
| 16 Juwiring | 1 280.00 | - | - | - | - | - | 1 280.00 |
| 17 Wonosari | 2 040.00 | - | - | - | - | - | 2 040.00 |
| 18 Delanggu | 100.56 | - | - | - | - | - | 100.56 |
| 19 Polanharjo | 17 276.41 | - | - | - | - | - | 17 276.41 |
| 20 Karanganyam | 531.39 | - | - | - | - | - | 531.39 |
| 21 Tulung | 65 170.15 | - | - | - | - | - | 65 170.15 |
| 22 Jatinom | - | - | - | - | - | - | - |
| 23 Kemalang | - | - | - | - | - | - | - |
| 24 Klaten Selatan | 1 198.25 | - | - | - | - | - | 1 198.25 |
| 25 Klaten Tengah | 60.00 | - | - | - | - | - | 60.00 |
| 26 Klaten Utara | 1 297.33 | - | - | - | - | - | 1 297.33 |
| Kabupaten Klaten | 137 655.70 | - | - | - | - | - | 138 655.70 |

Catatan/Note: ...
Sumber/Source: Dinas Pertanian, Ketahanan Pangan, dan Perikanan Kabupaten Klaten/Department of Agriculture, Food Security, and Fishery of Klaten Regency

Tabel
Table 5.5.4

Realisasi Peredaran Ikan Olahan Menurut Jenis dan Harga di Kabupaten Klaten, 2019
Realization of Rotation Fickle of Fish by type and Price in Klaten Regency, 2019

| Jenis Ikan Type of Fish | Volume/Volume (Kg) | Harga Rata-rata Price (Rp) | Nilai Value (000 Rp) |
|----------------------------|-----------------------|----------------------------------|----------------------------|
| (1) | (2) | (3) | (4) |
| IKAN ASIN | | | |
| 01 Teri No. 1 | 141 300 | 30 000 | 4 239 000 |
| 02 Teri No. 2 | 135 250 | 25 000 | 3 381 250 |
| 03 Layur | 152 350 | 20 000 | 3 047 000 |
| 04 Balur | 127 650 | 20 000 | 2 553 000 |
| 05 Siam | 132 655 | 4 500 | 596 948 |
| 06 Kinanthi | 120 354 | 12 000 | 1 444 248 |
| 07 Petek | 167 690 | 12 000 | 2 012 280 |
| 08 Jlantir | 65 625 | 11 000 | 721 875 |
| 09 Krese | 202 295 | 30 000 | 5 057 375 |
| 10 Kelapan | 61 550 | 25 000 | 800 150 |
| 11 Tungkul | 65 809 | 11 000 | 723 899 |
| 12 Tongkol | 145 700 | 15 000 | 2 185 500 |
| IKAN OLAHAN | | | |
| 01 Pindang Bandeng | 985 200 | 30 000 | 29 556 000 |
| 02 Bandeng Presto | 857 550 | 32 000 | 27 441 600 |
| 03 Pindang Tongkol | 520 120 | 22 000 | 11 442 640 |
| 04 Pindang Belanak | 515 750 | 27 000 | 13 925 250 |
| 05 Terasi | 40 140 | 15 000 | 602 100 |
| 06 Ebi | 175 750 | 55 000 | 9 666 250 |
| 07 Kerupuk Udang | 852 700 | 25 000 | 21 317 500 |
| 08 Keripik Belut | 2 584 010 | 120 000 | 310 081 200 |
| 09 Nilu Goreng | 3 515 020 | 50 000 | 175 751 000 |
| 10 Lele Goreng | 2 364 300 | 25 000 | 59 107 500 |
| 11 Wader Goreng | 257 650 | 40 000 | 10 306 000 |
| Kabupaten Klaten | 14 186 418 | ... | 695 959 565 |

Catatan/Note:

...

Sumber/Source:

Dinas Pertanian, Ketahanan Pangan, dan Perikanan Kabupaten Klaten/Departement of Agriculture, Food Security, and Fishery of Klaten Regency

Tabel
Table 5.5.5

Realisasi Peredaran Ikan Segar dan Ikan Asin Menurut Jenis, Volume, dan Harga di Kabupaten Klaten, 2019
Realization of Circulation of Fresh Fish and Salted Fish by Type, Volume, and Price in Klaten Regency, 2019

| Jenis Ikan Type of Fish | Persediaan/Stock (Kg) | | Pemasaran/Marketing (Kg) | | Harga Konsumsi Rata-rata Average Price (Rp) |
|----------------------------|---------------------------------------|----------------------------------|----------------------------|------------------------|--|
| | Produksi Sendiri Own Production | Produksi Daerah Lain Other | Daerah Sendiri Own Area | Keluar Daerah Other | |
| (1) | (2) | (3) | (4) | | |
| IKAN AIR TAWAR | | | | | |
| 01 KARPER | - | 28 359 | 18 978 | 9 570 | 20 000 |
| 02 TAWES | 1 390 | 9 623 | 6 223 | 4 950 | 16 000 |
| 03 NILA | 16 372 336 | 1 271 489 | 11 455 971 | 6 830 934 | 23 000 |
| 04 MUJAIR | 1 392 | 6 218 | 3 821 | 4 789 | 13 000 |
| 05 GURAMI | 297 552 | 1 528 125 | 715 718 | 845 644 | 31 000 |
| 06 LELE | 9 301 720 | 1 429 630 | 7 592 397 | 2 256 766 | 16 000 |
| 07 GABUS | 9 448 | 30 590 | 27 524 | 14 814 | 36 000 |
| 08 BELUT | - | 2 870 111 | 3 264 541 | 605 570 | 40 000 |
| 09 KATAK HIJAU | - | 49 019 | 30 843 | 25 176 | 41 000 |
| 10 WADER | 39 847 | 402 897 | 340 195 | 117 553 | 18 000 |
| 11 UDANG KALI | 13 600 | 38 904 | 39 494 | 13 010 | 18 000 |
| 12 UDANG LOBSTER | - | 1 587 | 1 254 | 340 | 60 000 |
| 13 BAWAL | 2 242 819 | 72 335 | 1 840 030 | 854 987 | 16 000 |
| 14 PATIN | 14 956 | 355 001 | 184 399 | 195 768 | 18 000 |
| 15 SILI | - | 186 589 | 147 650 | 38 939 | 20 000 |
| 16 LAIN-LAIN | 48 064 | 4 141 | 45 504 | 10 001 | 20 000 |
| IKAN AIR LAUT | | | | | |
| 01 UDANG KECIL | - | 238 818 | 225 039 | 7 569 | 52 500 |
| 02 KAKAP | - | 57 761 | 40 492 | 15 269 | 35 000 |
| 03 BANDENG | - | 11 708 445 | 10 932 599 | 776 846 | 25 000 |
| 04 TONGKOL | - | 654 047 | 464 638 | 99 750 | 24 000 |
| 05 CUCUTI | - | 29 543 | 17 450 | 11 305 | 17 500 |
| 06 KEMBUNG | - | 55 849 | 45 638 | 5 035 | 25 000 |
| 07 CUMI | - | 105 140 | 94 113 | 6 030 | 60 000 |
| 08 KEPITING | - | 17 508 | 10 981 | 6 535 | 45 000 |
| 09 SALEM | - | 35 090 | 24 569 | 9 575 | 24 000 |
| 10 TUNA | - | 53 607 | 51 241 | 4 366 | 25 000 |
| 11 TENGGIRI | - | 94 844 | 66 640 | 27 205 | 40 000 |
| 12 LAYUR | - | 65 539 | 63 789 | 1 750 | 20 000 |
| Kabupaten Klaten | 28 343 124 | 21 400 809 | 37 751 715 | 12 800 055 | ... |

Catatan/Note: ...
Sumber/Source: Dinas Pertanian, Ketahanan Pangan, dan Perikanan Kabupaten Klaten/Departement of Agriculture, Food Security, and Fishery of Klaten Regency

INDUSTRI, PERTAMBANGAN & ENERGI

INDUSTRY, MINING & ENERGY

2019

432 234

Pelanggan Listrik

6

742 752 198

KWh Terjual



11 753 557 m³

Jumlah Air Disalurkan



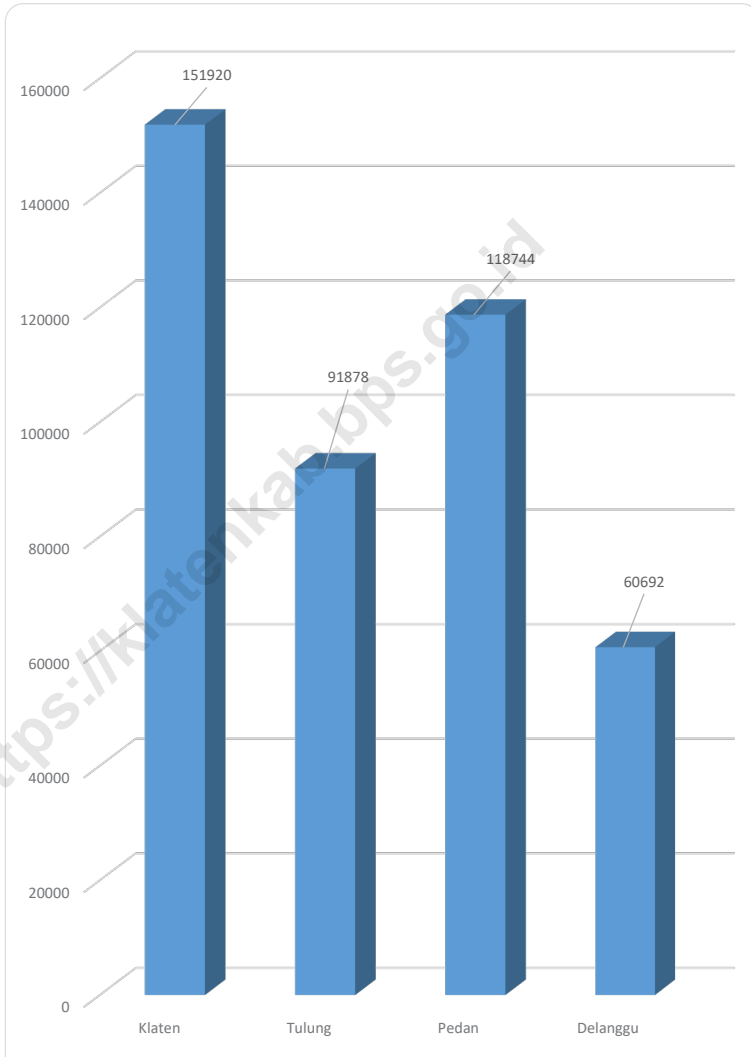
PENJELASAN TEKNIS

1. Kapasitas listrik terpasang adalah total kapasitas dari seluruh mesin pembangkit listrik yang dioperasikan.
2. Listrik yang dibangkitkan adalah jumlah listrik yang dibangkitkan oleh seluruh mesin pembangkit listrik dan dinyatakan dalam satuan dasar Watt hours.
3. Jumlah listrik/gas/air bersih yang terjual/didistribusikan adalah banyaknya listrik/gas/air bersih yang disalurkan kepada para pelanggan.
4. Kapasitas produksi potensial adalah hubungan antara output yang sebenarnya diproduksi dengan peralatan yang terpasang dan potensi output yang dapat diproduksi dengan peralatan terpasang tersebut, jika kapasitas sepenuhnya digunakan.
5. Volume air bersih yang disalurkan adalah banyaknya air bersih yang disalurkan oleh perusahaan air bersih (dalam satuan m³). Semakin besar volume air bersih yang disalurkan maka semakin terpenuhi kebutuhan konsumen akan air bersih.

TECHNICAL NOTES

1. *Installed electricity capacity is the total capacity of all operated power plants machines.*
2. *Electricity generated is the amount of electricity generated by all power plant engine in Watt hours standard unit.*
3. *Sold/distributed electricity/gas/ cleaned water is total electricity/gas/ cleaned water distributed to customers.*
4. *Potential capacity production is relationship between output that is actually produced with the installed equipment, and the potential output which could be produced with it, if capacity was fully used.*
5. *Volume of water distributed is the amount of water that can be distributed by the water company (in units of m³). The greater the volume of water distributed it will be increasingly fulfilled the needs of consumers for clean water.*

Gambar 6.1 **Jumlah Pelanggan Listrik Berdasarkan Cabang, 2019**
Figures **Number of Electricity Customers by Branch, 2019**



Sumber/Source : PT. PLN (Persero) Area Pelayanan Pelanggan Klaten/State Electricity Company Service of Klaten Regency

6.1 INDUSTRI INDUSTRY

Tabel 6.1.1 **Banyaknya Perusahaan dan Tenaga Kerja Industri Rumah Tangga dan Kecil Menurut Kecamatan di Kabupaten Klaten, 2019**
Company and Worker of Home Industry and Small Industry by Subdistrict in Klaten Regency, 2019

| Kecamatan/Subdistrict (1) | Perusahaan Company | | Tenaga Kerja Labor | |
|------------------------------|-----------------------|---------------|-----------------------|---------------|
| | 2018 (2) | 2019 (3) | 2018 (4) | 2019 (5) |
| 01 Prambanan | 642 | 644 | 626 | 650 |
| 02 Gantiwarno | 807 | 807 | 659 | 811 |
| 03 Wedi | 1 567 | 1 567 | 1 206 | 1 206 |
| 04 Bayat | 1 426 | 1 426 | 1 212 | 1 215 |
| 05 Cawas | 1 519 | 1 520 | 1 351 | 1 355 |
| 06 Trucuk | 2 446 | 2 449 | 2 324 | 2 338 |
| 07 Kalikotes | 944 | 944 | 1 113 | 1 117 |
| 08 Kebonarum | 695 | 695 | 773 | 781 |
| 09 Jogonalan | 1 795 | 1 798 | 1 394 | 1 414 |
| 10 Manisrenggo | 1 135 | 1 138 | 852 | 1 145 |
| 11 Karangnongko | 685 | 688 | 565 | 711 |
| 12 Ngawen | 1 515 | 1 516 | 2 081 | 2 081 |
| 13 Ceper | 2 490 | 2 492 | 4 389 | 4 398 |
| 14 Pedan | 986 | 989 | 784 | 1 001 |
| 15 Karangdowo | 942 | 942 | 1 267 | 1 267 |
| 16 Juwiring | 1 688 | 1 692 | 2 532 | 2 552 |
| 17 Wonosari | 1 516 | 1 517 | 2 721 | 2 731 |
| 18 Delanggu | 755 | 756 | 1 169 | 1 169 |
| 19 Polanharjo | 1 066 | 1 068 | 1 271 | 1 281 |
| 20 Karanganom | 1 424 | 1 425 | 1 891 | 1 898 |
| 21 Tulung | 615 | 615 | 600 | 626 |
| 22 Jatinom | 766 | 766 | 574 | 768 |
| 23 Kemalang | 825 | 826 | 597 | 836 |
| 24 Klaten Selatan | 1 527 | 1 527 | 1 552 | 1 552 |
| 25 Klaten Tengah | 1 362 | 1 362 | 1 195 | 1 372 |
| 26 Klaten Utara | 1 018 | 1 019 | 1 286 | 1 291 |
| Kabupaten Klaten | 32 156 | 32 188 | 35 984 | 37 566 |

Catatan/Note: ...

Sumber/Source: Dinas Perindustrian dan Tenaga Kerja Kabupaten Klaten/Industry and Workers Affairs of Klaten Regency

Tabel
Table 6.1.2

Banyaknya Perusahaan dan Tenaga Kerja Industri Besar dan Sedang Menurut Kecamatan di Kabupaten Klaten, 2019
Company and Worker of Home Industry and Small Industry by Sub District in Klaten Regency, 2019

| Kecamatan/Subdistrict | Perusahaan Company | | Tenaga Kerja Labor | |
|-------------------------|-----------------------|--------------|-----------------------|----------------|
| | 2018 | 2019 | 2018 | 2019 |
| (1) | (2) | (3) | (4) | (5) |
| 01 Prambanan | 63 | 65 | 2 219 | 3 226 |
| 02 Gantiwarno | 80 | 80 | 2 338 | 2 341 |
| 03 Wedi | 155 | 156 | 4 275 | 4 284 |
| 04 Bayat | 141 | 141 | 4 297 | 4 299 |
| 05 Cawas | 150 | 150 | 4 788 | 4 792 |
| 06 Trucuk | 242 | 242 | 8 239 | 8 241 |
| 07 Kalikotes | 93 | 93 | 3 946 | 3 945 |
| 08 Kebonarum | 69 | 69 | 2 742 | 2 742 |
| 09 Jogonalan | 178 | 178 | 4 942 | 4 947 |
| 10 Manisrenggo | 112 | 113 | 3 022 | 3 030 |
| 11 Karangnongko | 68 | 68 | 2 002 | 2 010 |
| 12 Ngawen | 150 | 150 | 7 377 | 7 378 |
| 13 Ceper | 246 | 251 | 15 560 | 15 571 |
| 14 Pedan | 98 | 99 | 2 781 | 2 785 |
| 15 Karangdowo | 93 | 93 | 4 493 | 4 493 |
| 16 Juwiring | 167 | 168 | 8 977 | 8 979 |
| 17 Wonosari | 150 | 150 | 9 646 | 9 646 |
| 18 Delanggu | 75 | 75 | 4 146 | 4 147 |
| 19 Polanharjo | 105 | 105 | 4 507 | 4 509 |
| 20 Karanganom | 141 | 141 | 6 703 | 6 705 |
| 21 Tulung | 61 | 61 | 2 127 | 2 127 |
| 22 Jatinom | 76 | 76 | 2 036 | 2 038 |
| 23 Kemalang | 82 | 82 | 2 115 | 2 116 |
| 24 Klaten Selatan | 151 | 151 | 5 503 | 5 505 |
| 25 Klaten Tengah | 135 | 136 | 4 239 | 4 241 |
| 26 Klaten Utara | 101 | 101 | 4 558 | 4 559 |
| Kabupaten Klaten | 3 182 | 3 194 | 127 578 | 128 656 |

Catatan/Note: ...

Sumber/Source: Dinas Perindustrian dan Tenaga Kerja Kabupaten Klaten/Industry and Workers Affairs of Klaten Regency

6.2 ENERGI ENERGY

Tabel
Table 6.2.1

Daya Terpasang, Produksi, dan Distribusi Listrik PT. PLN (Persero) pada Cabang/Ranting PLN Menurut Cabang di Kabupaten Klaten, 2019
Installed Electricity Power, Production, and Distribution of PT. PLN (Persero) at PLN Branch by Branch in Klaten Regency, 2019

| Kecamatan Subdistrict | Daya Terpasang Installed Electricity Power (KW) | Produksi Listrik Electricity Production (KWh) | Listrik Terjual Electricity Sold (KWh) | Dipakai Sendiri Own Used (KWh) | Susut/ Hilang Shrinkage/ Lost (KWh) |
|--------------------------|--|---|--|--|---|
| (1) | (2) | (3) | (4) | (5) | (6) |
| Klaten | 172 466 | ... | 281 819 234 | ... | ... |
| Tulung | 81 470 | ... | 158 604 623 | ... | ... |
| Pedan | 138 401 | ... | 212 188 348 | ... | ... |
| Delanggu | 58 105 | ... | 90 139 993 | ... | ... |
| Kabupaten Klaten | 450 442 | ... | 742 752 198 | ... | ... |

Catatan/Note: ...

Sumber/Source: PT. PLN (Persero) Area Pelayanan Pelanggan Klaten/State Electricity Company Service of Klaten Regency

Tabel 6.2.2 **Jumlah Pelanggan Listrik Menurut Cabang di Kabupaten Klaten, 2015–2019**
Table 6.2.2 **Number of Electricity Customers by Branch in Klaten Regency, 2015–2019**

| Kecamatan Subdistrict | 2015 | 2016 | 2017 | 2018 | 2019 |
|----------------------------------|----------------|----------------|----------------|----------------|----------------|
| (1) | (2) | (3) | (4) | (5) | (6) |
| Klaten | 132 568 | 136 788 | 141 705 | 147 163 | 151 920 |
| Tulung | 78 972 | 81 770 | 86 380 | 89 203 | 91 878 |
| Pedan | 104 522 | 107 340 | 111 087 | 115 564 | 118 744 |
| Delanggu | 54 593 | 55 830 | 57 226 | 59 043 | 60 692 |
| Kabupaten Klaten | 370 655 | 381 728 | 396 398 | 410 973 | 423 234 |

Catatan/Note: ...

Sumber/Source: PT. PLN (Persero) Area Pelayanan Pelanggan Klaten/State Electricity Company Service of Klaten Regency

Tabel
Table 6.2.3

**Jumlah Pelanggan dan Air yang Disalurkan Menurut
Kecamatan di Kabupaten Klaten, 2019**
*Number of Customers and Distributed Water by Subdistrict
in Klaten Regency, 2019*

| Kecamatan Subdistrict | Pelanggan Number of Customers | Air Disalurkan Distributed Water (m ³) | Nilai Value (Rp) |
|--------------------------|----------------------------------|--|------------------------|
| (1) | (2) | (3) | (4) |
| 01 Prambanan | 1 099 | 320 176 | ... |
| 02 Gantiwarno | 148 | ... | ... |
| 03 Wedi | 2 291 | 478 996* | ... |
| 04 Bayat | 21 | ... | ... |
| 05 Cawas | 6 739 | ... | ... |
| 06 Trucuk | 0 | ... | ... |
| 07 Kalikotes | 1 489 | ... | ... |
| 08 Kebonarum | 0 | ... | ... |
| 09 Jogonalan | 0 | ... | ... |
| 10 Manisrenggo | 0 | ... | ... |
| 11 Karangnongko | 695 | 156 805 | ... |
| 12 Ngawen | 0 | ... | ... |
| 13 Ceper | 2 821 | 2 293 080***** | ... |
| 14 Pedan | 337 | ... | ... |
| 15 Karangdowo | 0 | ... | ... |
| 16 Juwiring | 0 | ... | ... |
| 17 Wonosari | 0 | ... | ... |
| 18 Delanggu | 3 929 | 1 037 763**** | ... |
| 19 Polanharjo | 0 | ... | ... |
| 20 Karanganom | 5 448 | 1 249 564 | ... |
| 21 Tulung | 0 | ... | ... |
| 22 Jatinom | 318 | ... | ... |
| 23 Kemalang | 2 008 | 526 009 | ... |
| 24 Klaten Selatan | 4 671 | 5 691 164** | ... |
| 25 Klaten Tengah | 8 623 | ... | ... |
| 26 Klaten Utara | 4 251 | ... | ... |
| Kabupaten Klaten | 44 889 | 11 753 557 | ... |


Catatan/Note: *Wedi, Gantiwarno, Jogonalan, Bayat
 **Klaten Utara, Klaten Tengah, Klaten Selatan
 ***Jatinom, Karanganom
 ****Delanggu, Tulung, Polanharjo
 *****Ceper, Pedan, Cawas

Sumber/Source: PDAM Kabupaten Klaten/Local Water Company of Klaten Regency

PARIWISATA

TOURISM

2018



125 Obyek Wisata



51 Restoran



358782

Wisatawan



PENJELASAN TEKNIS

1. Pariwisata atau turisme adalah suatu perjalanan yang dilakukan untuk rekreasi atau liburan dan juga persiapan yang dilakukan untuk aktivitas ini.
2. Menurut Organisasi Pariwisata Dunia, Seorang wisatawan atau turis adalah seseorang yang melakukan perjalanan paling tidak sejauh 80 km (50 mil) dari rumahnya dengan tujuan rekreasi.

TECHNICAL NOTES

1. *Tourism is a trip made for recreation or vacation and also preparations made for this activity.*
2. *According to World Tourism Organization, a tourist or tourist is someone who travels at least 80 km (50 miles) from his home for recreational purposes.*

<https://klatenkab.bps.go.id>

Tabel
Table 7.1**Jumlah Rumah Makan/Restoran Menurut Kecamatan di
Kabupaten Klaten, 2016–2019**
*Number of Restaurants by Subdistrict in Klaten Regency,
2016–2019*

| Kecamatan Subdistrict | 2016 | 2017 | 2018 | 2019 |
|--------------------------|------------|------------|-----------|-------------|
| (1) | (2) | (3) | (4) | (5) |
| 01 Prambanan | 16 | 16 | 5 | ... |
| 02 Gantiwarno | 10 | 10 | - | ... |
| 03 Wedi | 24 | 25 | - | ... |
| 04 Bayat | 15 | 20 | - | ... |
| 05 Cawas | 16 | 15 | - | ... |
| 06 Trucuk | 8 | 10 | - | ... |
| 07 Kalikotes | 24 | 10 | 1 | ... |
| 08 Kebonarum | 7 | 7 | - | ... |
| 09 Jogonalan | 10 | 12 | 3 | ... |
| 10 Manisrenggo | 10 | 10 | - | ... |
| 11 Karangnongko | 7 | 10 | - | ... |
| 12 Ngawen | 14 | 14 | - | ... |
| 13 Ceper | 14 | 20 | 9 | ... |
| 14 Pedan | 12 | 12 | - | ... |
| 15 Karangdowo | 7 | 11 | - | ... |
| 16 Juwiring | 10 | 10 | - | ... |
| 17 Wonosari | 8 | 8 | 2 | ... |
| 18 Delanggu | 14 | 16 | 3 | ... |
| 19 Polanharjo | 6 | 14 | 1 | ... |
| 20 Karanganom | 8 | 10 | - | ... |
| 21 Tulung | 11 | 11 | - | ... |
| 22 Jatinom | 9 | 14 | - | ... |
| 23 Kemalang | 7 | 10 | - | ... |
| 24 Klaten Selatan | 45 | 30 | 6 | ... |
| 25 Klaten Tengah | 30 | 44 | 18 | ... |
| 26 Klaten Utara | 34 | 38 | 3 | ... |
| Kabupaten Klaten | 432 | 407 | 51 | |

Catatan/Note: ...

Sumber/Source: Dinas Kebudayaan, Pariwisata, Pemuda, dan Olahraga Kabupaten Klaten/Culture, Tourism, Youth, and Sports Affairs of Klaten Regency

Tabel 7.2
Table

Obyek Wisata Menurut Kecamatan dan Jenisnya di Kabupaten Klaten, 2018
Tourism by Subdistrict and Type in Klaten Regency, 2018

| Kecamatan Subdistrict | Kolam Renang, Pemandangan Swimming Pool, Fish Hook | Candi Purbakala Temple | Makam Holy Grave | Pemandangan Alam Landscape | Museum Museum | Lainnya Others |
|--------------------------|---|------------------------------|---------------------|----------------------------------|------------------|-------------------|
| (1) | (2) | (3) | (4) | (5) | (6) | (7) |
| 01 Prambanan | 1 | 7 | - | - | 1 | - |
| 02 Gantiwarno | - | - | - | - | - | - |
| 03 Wedi | - | - | - | - | - | - |
| 04 Bayat | 31 | - | 1 | 1 | 1 | - |
| 05 Cawas | - | - | - | - | - | - |
| 06 Trucuk | - | - | 1 | - | - | - |
| 07 Kalikotes | 1 | - | 1 | - | - | - |
| 08 Kebonarum | 2 | - | - | - | - | - |
| 09 Jogonalan | 1 | - | - | - | 1 | - |
| 10 Manisrenggo | - | - | - | - | - | - |
| 11 Karangnongko | - | 1 | - | - | - | - |
| 12 Ngawen | - | - | - | - | - | - |
| 13 Ceper | - | - | - | - | - | - |
| 14 Pedan | 2 | - | - | - | - | - |
| 15 Karangdowo | - | - | - | - | - | - |
| 16 Juwiring | - | - | - | - | - | - |
| 17 Wonosari | - | - | 1 | - | - | - |
| 18 Delanggu | 2 | - | - | - | - | - |
| 19 Polanharjo | 60 | - | - | - | - | - |
| 20 Karanganom | 1 | - | - | - | - | - |
| 21 Tulung | 2 | - | - | - | - | - |
| 22 Jatinom | - | - | 1 | - | - | - |
| 23 Kemalang | - | - | - | 1 | - | - |
| 24 Klaten Selatan | 2 | - | - | - | - | - |
| 25 Klaten Tengah | - | - | - | - | - | - |
| 26 Klaten Utara | 2 | - | - | - | - | - |
| Kabupaten Klaten | 107 | 8 | 5 | 2 | 3 | - |

Catatan/Note: ...

Sumber/Source: Dinas Kebudayaan, Pariwisata, Pemuda, dan Olahraga Kabupaten Klaten/Culture, Tourism, Youth, and Sports Affairs of Klaten Regency

Tabel
Table 7.3**Pengunjung Obyek Wisata Menurut Kecamatan dan Jenis Obyek Wisata di Kabupaten Klaten, 2018**
Visitors Tourism Place by Subdistrict and Type in Klaten Regency, 2018

| Kecamatan Subdistrict | Kolam Renang, Pemandangan Swimming Pool, Fish Hook | Candi Purbakala Temple | Makam Holy Grave | Pemandangan Alam Landscape | Museum Museum | Lainnya Others |
|----------------------------------|---|---------------------------------------|-----------------------------|---|--------------------------|---------------------------|
| (1) | (2) | (3) | (4) | (5) | (6) | (7) |
| 01 Prambanan | - | 17 961 | - | - | - | - |
| 02 Gantiwarno | - | - | - | - | - | - |
| 03 Wedi | - | - | - | - | - | - |
| 04 Bayat | - | - | 143 300 | 26 198 | - | 40 000 |
| 05 Cawas | - | - | - | - | - | - |
| 06 Trucuk | - | - | 1 890 | - | - | - |
| 07 Kalikotes | - | - | - | - | - | - |
| 08 Kebonarum | - | - | - | - | - | - |
| 09 Jogonalan | - | - | - | - | - | - |
| 10 Manisrenggo | - | - | - | - | - | - |
| 11 Karangnongko | - | - | - | - | - | - |
| 12 Ngawen | - | - | - | - | - | - |
| 13 Ceper | - | - | - | - | - | - |
| 14 Pedan | - | - | - | - | - | - |
| 15 Karangdowo | - | - | - | - | - | - |
| 16 Juwiring | - | - | - | - | - | - |
| 17 Wonosari | - | - | - | - | - | - |
| 18 Delanggu | - | - | - | - | - | - |
| 19 Polanharjo | - | - | - | - | - | - |
| 20 Karanganom | 9 680 | - | - | - | - | - |
| 21 Tulung | 58 253 | - | - | - | - | 10 000 |
| 22 Jatinom | - | - | 1 500 | - | - | - |
| 23 Kemalang | - | - | - | 7 000 | - | - |
| 24 Klaten Selatan | - | - | - | - | - | - |
| 25 Klaten Tengah | - | - | - | - | - | - |
| 26 Klaten Utara | - | - | - | - | - | 50 000 |
| Kabupaten Klaten | 67 933 | 17 961 | 146 690 | 26 198 | - | 100 000 |

Catatan/Note: ...

Sumber/Source: Dinas Kebudayaan, Pariwisata, Pemuda, dan Olahraga Kabupaten Klaten/Culture, Tourism, Youth, and Sports Affairs of Klaten Regency

Tabel
Table 7.4

Pendapatan pada Obyek Wisata Menurut Kecamatan dan Jenis Obyek Wisata di Kabupaten Klaten (000), 2018
Found from Tourism Place by Subdistrict and Type in Klaten Regency (000), 2018

| Kecamatan Subdistrict | Kolam Renang, Pemancingan <i>Swimming Pool,</i> <i>Fish Hook</i> | Candi Purbakala <i>Template</i> | Makam <i>Holy Grave</i> | Pemandangan Alam <i>Landscape</i> | Museum <i>Museum</i> | Lainnya <i>Others</i> |
|--|---|---|-----------------------------------|---|--------------------------------|---------------------------------|
| (1) | (2) | (3) | (4) | (5) | (6) | (7) |
| 01 Prambanan | - | 227 718 | - | - | - | - |
| 02 Gantiwarno | - | - | - | - | - | - |
| 03 Wedi | - | - | - | - | - | - |
| 04 Bayat | - | - | 141 400 | 124 500 | - | 4 800 |
| 05 Cawas | - | - | - | - | - | - |
| 06 Trucuk | - | - | 2 050 000 | - | - | - |
| 07 Kalikotes | - | - | - | - | - | - |
| 08 Kebonarum | - | - | - | - | - | - |
| 09 Jogonalan | - | - | - | - | - | - |
| 10 Manisrenggo | - | - | - | - | - | - |
| 11 Karangnongko | - | - | - | - | - | - |
| 12 Ngawen | - | - | - | - | - | - |
| 13 Ceper | - | - | - | - | - | - |
| 14 Pedan | - | - | - | - | - | - |
| 15 Karangdowo | - | - | - | - | - | - |
| 16 Juwiring | - | - | - | - | - | - |
| 17 Wonosari | - | - | - | - | - | - |
| 18 Delanggu | - | - | - | - | - | - |
| 19 Polanharjo | - | - | - | - | - | - |
| 20 Karanganom | 81 800 | - | - | - | - | - |
| 21 Tulung | 1 006 570 | - | - | - | - | 10 000 |
| 22 Jatinom | - | - | 3 041 000 | - | - | - |
| 23 Kemalang | - | - | - | 9 600 | - | - |
| 24 Klaten Selatan | - | - | - | - | - | - |
| 25 Klaten Tengah | - | - | - | - | - | - |
| 26 Klaten Utara | - | - | - | - | - | 50 000 |
| Kabupaten Klaten | 1 008 450 | 227 718 | 5 232 400 | 134 100 | - | 41 760 |


Catatan/Note: ...

Sumber/Source: Dinas Kebudayaan, Pariwisata, Pemuda, dan Olahraga Kabupaten Klaten/Culture, Tourism, Youth, and Sports Affairs of Klaten Regency

TRANSPORTASI DAN KOMUNIKASI

TRANSPORTATION AND COMMUNICATION

2019



8

Jumlah Penumpang KAI

507 262

Bagasi

1 054 Ton



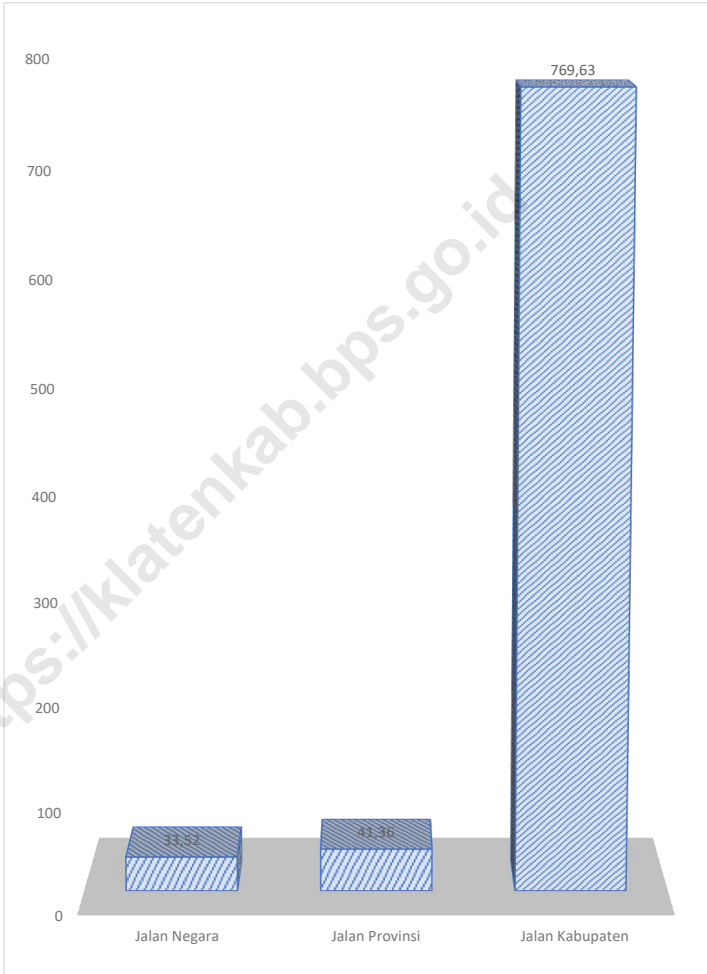
PENJELASAN TEKNIS**TECHNICAL NOTES**

- | | |
|---|--|
| <p>1. Data transportasi dan komunikasi meliputi:</p> <ol style="list-style-type: none"> a. Panjang jalan b. Angkutan darat c. Angkutan laut d. Angkutan udara e. Pos dan telekomunikasi | <p>1. <i>Data on transportations and communications cover:</i></p> <ol style="list-style-type: none"> a. <i>Length of road</i> b. <i>Land transportation</i> c. <i>Sea transportation</i> d. <i>Air transportation</i> e. <i>Post and telecommunication</i> |
| <p>2. Kendaraan bermotor adalah setiap kendaraan yang digerakkan oleh peralatan teknik yang ada pada kendaraan tersebut, biasanya digunakan untuk angkutan orang atau barang di atas jalan raya selain kendaraan yang berjalan di atas rel. Kendaraan bermotor yang dicatat adalah semua jenis kendaraan kecuali kendaraan bermotor TNI/Polri dan Korps Diplomatik.</p> | <p>2. <i>Motor vehicles are any kind of vehicles motorized by machine set up in those vehicles, they are usually used for transporting peoples or goods on roads except vehicles moving along a railway line. The data cover all kinds of motor vehicles except those belong to Indonesia Army Force Indonesian State Police and Diplomatic Corps.</i></p> |
| <p>3. Mobil penumpang adalah setiap kendaraan bermotor yang dilengkapi dengan tempat duduk untuk sebanyak-banyaknya delapan orang, tidak termasuk tempat duduk untuk pengemudi, baik dilengkapi atau tidak dilengkapi bagasi.</p> | <p>3. <i>Passenger cars are any motor vehicles with no more than eight seats, excluding seat for driver, it can be with or without hoot.</i></p> |
| <p>4. Mobil bus adalah setiap kendaraan bermotor yang dilengkapi dengan tempat duduk untuk lebih dari delapan orang, tidak termasuk tempat duduk untuk pengemudi, baik dilengkapi atau tidak dilengkapi bagasi.</p> | <p>4. <i>Buses are large passenger cars having seats for more than eight passengers, excluding seat for driver, it can be with or without hoot.</i></p> |

5. Mobil truk adalah setiap kendaraan bermotor yang digunakan untuk angkutan barang, selain mobil penumpang, mobil bus, dan kendaraan bermotor roda dua.
 6. Data panjang jalan negara dan jalan provinsi bersumber dari Kementerian Pekerjaan Umum dan Perumahan Rakyat. Sedangkan jalan kabupaten/kota bersumber dari Dinas Pekerjaan Umum Kabupaten/Kota, diolah dari daftar PJ-II/5.
 7. Kereta api adalah kendaraan dengan tenaga gerak (listrik, diesel atau tenaga uap) yang berjalan sendiri maupun dirangkaikan dengan kendaraan lain, yang akan atau sedang bergerak di atas rel, terdiri dari kereta penumpang dan kereta barang.
5. *Trucks are any motor vehicles used to transport goods excluding passenger cars, buses, and motorcycles.*
 6. *Data on the length of state and provincial roads were taken from the Ministry of Public Works and Housing, while the regency/ city roads data were taken from Regency Public Works Offices, based on PJ-II/5 questionnaire.*
 7. *Train is a coach or a number of coaches joined together, moving along a railway line. It can be passenger train or freight train.*

Gambar 8.1
Figures

Panjang Jalan Menurut Tingkat Kewenangan Pemerintahan di Kabupaten Klaten (km), 2019
Length of Roads by Level of Government Authority in Klaten Regency (km), 2019



Sumber/Source : Dinas Pekerjaan Umum dan Penataan Ruang Kabupaten Klaten/ *Public Works office and Space Arrangement of Klaten Regency*

8.1 TRANSPORTASI TRANSPORTATION

Tabel 8.1.1 Panjang Jalan Menurut Tingkat Kewenangan Pemerintahan di Kabupaten Klaten (km), 2017–2019
Table Length of Roads by Level of Government Authority in Klaten Regency (km), 2017–2019

| Tingkat Kewenangan Pemerintahan Level of Government Authority | 2017 | 2018 | 2019 |
|--|---------------|---------------|---------------|
| (1) | (2) | (3) | (4) |
| Negara/State | 33.52 | 33.52 | 33.52 |
| Provinsi/Province | 41.36 | 41.36 | 41.36 |
| Kabupaten/Kota Regency/Municipality | 769.63 | 769.63 | 769.63 |
| Jumlah/Total | 844,51 | 844,51 | 844,51 |

Catatan/Note: ...

Sumber/Source: Dinas Pekerjaan Umum dan Penataan Ruang Kabupaten Klaten/ Public Works office and Space Arrangement of Klaten Regency

Tabel 8.1.2 Panjang Jalan Menurut Jenis Permukaan Jalan di Kabupaten Klaten (km), 2017–2019
Table *Length of Roads by Type of Road Surface in Klaten Regency (km), 2017–2019*

| Jenis Permukaan Jalan <i>Type of Road Surface</i> | 2017 | 2018 | 2019 |
|--|---------------|---------------|---------------|
| (1) | (2) | (3) | (4) |
| Aspal/ <i>Paved</i> | 814.78 | 782.43 | 764.54 |
| Kerikil/ <i>Gravel</i> | 2.90 | - | 2.1 |
| Tanah/ <i>Soil</i> | - | 2.1 | - |
| Lainnya/ <i>Others</i> | 26.83 | 59.98 | 77.87 |
| Jumlah/<i>Total</i> | 844.51 | 844.51 | 844.51 |

Catatan/*Note*: ...

Sumber/*Source*: Dinas Pekerjaan Umum dan Penataan Ruang Kabupaten Klaten/ *Public Works office and Space Arrangement of Klaten Regency*

Tabel 8.1.3 Panjang Jalan Menurut Kondisi Jalan di Kabupaten Klaten (km), 2017–2019
Length of Roads by Condition of Roads in Klaten Regency (km), 2017–2019

| Kondisi Jalan Condition of Roads | 2017 | 2018 | 2019 |
|---|---------------|---------------|---------------|
| (1) | (2) | (3) | (4) |
| Baik/ <i>Good</i> | 481.454 | 546.86 | 563.21 |
| Sedang/ <i>Moderate</i> | 217.256 | 185.57 | 173.70 |
| Rusak/ <i>Damage</i> | 63.51 | 56.86 | 52.04 |
| Rusak Berat/ <i>Severely Damage</i> | 82.29 | 55.22 | 55.56 |
| Jumlah/Total | 844.51 | 844.51 | 844.51 |

Catatan/Note: ...

Sumber/Source: Dinas Pekerjaan Umum dan Penataan Ruang Kabupaten Klaten/ *Public Works office and Space Arrangement of Klaten Regency*

Tabel 8.1.4 Jumlah Sarana Angkutan (Umum dan Pribadi) di Kabupaten Klaten, 2014-2018
Number of Transportation (General and Private) in Klaten Regency, 2014-2018

| Jenis Kendaraan <i>Types of Transportation</i> | 2014 | 2015 | 2016 | 2017 | 2018 |
|---|---------------|---------------|---------------|---------------|---------------|
| (1) | (2) | (3) | (4) | (5) | (6) |
| Mobil Barang/ <i>Car Goods</i> | 10 819 | 11 049 | 10 657 | 9 622 | 18 915 |
| Mobil Bus/ <i>Bus</i> | | | | | |
| Umum/ <i>Public</i> | 344 | 386 | 464 | 397 | 711 |
| Bus Besar/ <i>Big Bus</i> | 119 | 80 | 44 | 65 | 81 |
| Bus Sedang/ <i>Medium Bus</i> | 125 | 196 | 131 | 261 | 580 |
| Bus Kecil/ <i>Small Bus</i> | 100 | 110 | 289 | 71 | 50 |
| Bukan Umum/ <i>Private</i> | 119 | 155 | 137 | 105 | 348 |
| Kendaraan Khusus/ <i>Alat Berat</i> <i>Special Vehicle/Heavy equipment</i> | 3 | 9 | 9 | 6 | 19 |
| Jumlah/Total | 11 365 | 11 599 | 11 267 | 10 130 | 19 993 |

Catatan/Note: ...

Sumber/Source: Dinas Perhubungan Kabupaten Klaten/*Transportation Department of Klaten Regency*

Tabel 8.1.5 Kendaraan Bermotor Wajib Uji Menurut Jenisnya di Kabupaten Klaten, 2018
Table *Carriage Machine Due Test by Type in Klaten Regency, 2018*

| Jenis Kendaraan <i>Types of Transportation</i> | 2017 | | 2018 | |
|---|------------------------------|------------------------|------------------------------|------------------------|
| | Tidak Umum <i>Private</i> | Umum <i>General</i> | Tidak Umum <i>Private</i> | Umum <i>General</i> |
| (1) | (2) | (3) | (4) | (5) |
| 1 Bemo/Khusus | - | - | 11 | 0 |
| 2 Opelet/Colt | - | - | - | - |
| 3 Sedan | - | - | - | - |
| 4 Bus | 397 | 105 | 345 | 705 |
| 5 Truck | 745 | 2 205 | 4 642 | 1 137 |
| 6 Pick Up | 33 | 6 397 | 12 856 | 25 |
| 7 Tangki | 21 | 60 | 81 | 21 |
| 8 Bestel | - | 2 | 64 | 0 |
| 9 Mobil Jenazah | - | 2 | 2 | 0 |
| 10 Ambulance | - | 2 | 6 | 0 |
| 11 Kereta Gandeng | 2 | 2 | 2 | 2 |
| Tempelan | 1 | 6 | 11 | 2 |
| 12 Traktor | 10 | - | 14 | 20 |
| 13 Sumbu III Truck | 73 | 25 | 56 | 98 |
| Tangki | 32 | 20 | 38 | 43 |
| 14 Mobil Pemadam Kebakaran | - | 2 | 2 | 0 |
| 15 Lainnya | - | 4 | 1 | 3 |
| Jumlah/Total | 1 314 | 8 832 | 18 131 | 2 056 |

Catatan/Note: ...

Sumber/Source: Dinas Perhubungan Kabupaten Klaten/Transportation Department of Klaten Regency

Tabel 8.1.6
Table

Kendaraan Bermotor Yang Diuji Menurut Bulan dan jenisnya di Kabupaten Klaten, 2018
Carriage Machine Who Test by Month and Type in Klaten Regency, 2018

| <i>Bulan Month</i> | Bus Bus | | Truk Truck | | Lainnya Others | |
|-------------------------|-----------------------------------|-------------------------|-----------------------------------|-------------------------|-----------------------------------|-------------------------|
| | <i>Tidak Umum Private</i> | <i>Umum General</i> | <i>Tidak Umum Private</i> | <i>Umum General</i> | <i>Tidak Umum Private</i> | <i>Umum General</i> |
| (1) | (2) | (3) | (4) | (5) | (6) | (7) |
| Januari/January | 48 | 31 | 317 | 57 | 1 056 | 14 |
| Februari/February | 42 | 35 | 291 | 65 | 1 019 | 10 |
| Maret/March | 38 | 41 | 306 | 85 | 984 | 13 |
| April/April | 63 | 39 | 300 | 59 | 926 | 6 |
| Mei/May | 49 | 26 | 334 | 65 | 956 | 14 |
| Juni/June | 54 | 31 | 213 | 32 | 610 | 7 |
| Juli/July | 60 | 32 | 366 | 71 | 1 094 | 13 |
| Agustus/August | 43 | 44 | 271 | 54 | 942 | 17 |
| September/September | 39 | 61 | 352 | 73 | 1 008 | 8 |
| Oktober/October | 69 | 49 | 343 | 59 | 975 | 10 |
| November/November | 58 | 36 | 351 | 50 | 974 | 9 |
| Desember/December | 85 | 32 | 233 | 35 | 677 | 3 |
| Kabupaten Klaten | 648 | 457 | 3 677 | 705 | 11 221 | 124 |

Catatan/Note: ...

Sumber/Source: Dinas Perhubungan Kabupaten Klaten/Transportation Department of Klaten Regency

Tabel 8.1.7 Pendapatan Pengujian dan Izin Trayek per Bulan di Kabupaten Klaten, 2018
Table 8.1.7 Income From Trial and Designated Route For Publics Transportation Licence by Month, 2018

| <i>Bulan Month</i> | <i>Pengujian (Rp) Trial</i> | <i>Izin Trayek (Rp) Designated Route</i> |
|-------------------------|---------------------------------|--|
| (1) | (2) | (3) |
| Januari/January | 80 419 260 | 152 500 |
| Februari/February | 73 138 260 | 130 000 |
| Maret/March | 72 319 460 | 530 000 |
| April/April | 71 299 820 | 347 000 |
| Mei/May | 71 539 920 | 0 |
| Juni/June | 45 397 720 | 0 |
| Juli/July | 82 493 420 | 0 |
| Agustus/August | 74 796 600 | 0 |
| September/September | 74 696 860 | 295 000 |
| Oktober/October | 77 536 360 | 0 |
| November/November | 94 457 920 | 0 |
| Desember/December | 66 755 730 | 0 |
| Kabupaten Klaten | 884 851 330 | 1 454 500 |

Catatan/Note: ...

Sumber/Source: Dinas Perhubungan Kabupaten Klaten/Transportation Department of Klaten Regency

Tabel
Table 8.1.8

Lalu Lintas Kendaraan Penumpang Umum Menurut Bulan dan Jenisnya di Kabupaten Klaten, 2018
Traffics of Carriage Publics by Month and Type in Klaten Regency, 2018

| <i>Bulan</i> <i>Month</i> | <i>Bus Bumel/Pedesaan</i> <i>Economics Bus Carriage</i> | |
|------------------------------|--|-------------------|
| | <i>Masuk/In</i> | <i>Keluar/Out</i> |
| (1) | (2) | (3) |
| Januari/January | 785 | 785 |
| Februari/February | 693 | 693 |
| Maret/March | 727 | 727 |
| April/April | 729 | 729 |
| Mei/May | 735 | 735 |
| Juni/June | 822 | 822 |
| Juli/July | 795 | 795 |
| Agustus/August | 708 | 708 |
| September/September | 719 | 719 |
| Oktober/October | 570 | 570 |
| November/November | 723 | 723 |
| Desember/December | 708 | 708 |
| Kabupaten Klaten | 8 714 | 8 714 |

Catatan/Note: ...

Sumber/Source: Dinas Perhubungan Kabupaten Klaten/Transportation Department of Klaten Regency

Tabel 8.1.9 Jumlah Muatan Kereta Api Menurut Bulan dan Jeninya di Kabupaten Klaten, 2019
Number of Usage Trains by Month and Type in Klaten Regency, 2019

| <i>Bulan Month</i> | <i>Penumpang Passanger</i> | <i>Bagasi (kg) Baggage (kg)</i> |
|-------------------------|--------------------------------|-------------------------------------|
| (1) | (2) | (3) |
| Januari/January | 42 410 | 86 609 |
| Februari/February | 34 227 | 64 970 |
| Maret/March | 41 117 | 70 217 |
| April/April | 40 991 | 65 533 |
| Mei/May | 32 572 | 67 901 |
| Juni/June | 66 438 | 132 524 |
| Juli/July | 43 719 | 126 184 |
| Agustus/August | 41 134 | 101 985 |
| September/September | 36 910 | 95 460 |
| Oktober/October | 40 929 | 91 155 |
| November/November | 38 812 | 78 959 |
| Desember/December | 48 367 | 73 376 |
| Kabupaten Klaten | 507 626 | 1 054 874 |

Catatan/Note: ...

Sumber/Source: PT. KAI Kabupaten Klaten/Transportation Department of Klaten Regency

PERBANKAN, KOPERASI, DAN HARGA

BANKING, COOPERATIVE, AND PRICE

2019

889
Koperasi


9

34
KUD

134
KPRI

6
KOPPAS

715
Lainnya



PENJELASAN TEKNIS

1. Data perkoperasian bersumber dari Dinas Perdagangan, Koperasi, dan Usaha Kecil dan Menengah Kabupaten Klaten.
2. Koperasi adalah badan usaha yang beranggotakan orang seorang atau badan hukum koperasi dengan melandaskan kegiatannya berdasarkan prinsip koperasi sekaligus sebagai gerakan ekonomi rakyat yang berdasar atas asas kekeluargaan.

TECHNICAL NOTES

1. *Data for cooperatives are generated from Trade, Cooperative, and Small and Medium Effort Affairs of Klaten Regency.*
2. *Cooperative is an establishment that its members are people or establishments with legal status of cooperative and its activities based on people economic movement.*

<https://klatenkab.bps.go.id>

Tabel
Table 9.1**Jumlah Koperasi Aktif Menurut Kecamatan di Kabupaten Klaten, 2016–2019**
Number of Active Cooperative by Subdistrict in Klaten Regency, 2016–2019

| Kecamatan Subdistrict | 2016 * | 2017 * | 2018 * | 2019 * |
|----------------------------------|---------------|---------------|---------------|---------------|
| (1) | (2) | (3) | (4) | (5) |
| 01 Prambanan | 33 | 32 | ... | 32 |
| 02 Gantiwarno | 21 | 17 | ... | 17 |
| 03 Wedi | 26 | 24 | ... | 24 |
| 04 Bayat | 39 | 35 | ... | 35 |
| 05 Cawas | 29 | 30 | ... | 30 |
| 06 Trucuk | 56 | 47 | ... | 47 |
| 07 Kalikotes | 22 | 22 | ... | 22 |
| 08 Kebonarum | 11 | 11 | ... | 11 |
| 09 Jogonalan | 36 | 33 | ... | 34 |
| 10 Manisrenggo | 12 | 12 | ... | 12 |
| 11 Karangnongko | 12 | 13 | ... | 13 |
| 12 Ngawen | 29 | 29 | ... | 29 |
| 13 Ceper | 60 | 47 | ... | 47 |
| 14 Pedan | 54 | 46 | ... | 47 |
| 15 Karangdowo | 28 | 25 | ... | 27 |
| 16 Juwiring | 35 | 33 | ... | 34 |
| 17 Wonosari | 31 | 31 | ... | 32 |
| 18 Delanggu | 49 | 43 | ... | 45 |
| 19 Polanharjo | 27 | 25 | ... | 28 |
| 20 Karanganom | 35 | 29 | ... | 31 |
| 21 Tulung | 1 | 21 | ... | 23 |
| 22 Jatinom | 27 | 26 | ... | 27 |
| 23 Kemalang | 13 | 10 | ... | 11 |
| 24 Klaten Selatan | 56 | 44 | ... | 44 |
| 25 Klaten Tengah | 100 | 92 | ... | 94 |
| 26 Klaten Utara | 101 | 89 | ... | 94 |
| Kabupaten Klaten | 943 | 849 | 857 | 889 |

Catatan/Note: *Jumlah Koperasi Aktif dan Tidak Aktif

Sumber/Source: Dinas Perdagangan, Koperasi, dan Usaha Kecil dan Menengah Kabupaten Klaten/Trade, Cooperative, and Small and Medium Effort Affairs of Klaten Regency

Tabel
Table 9.2**Jumlah Koperasi Menurut Jenis Koperasi dan Kecamatan di Kabupaten Klaten, 2019**
Number of Cooperative by Kind of Cooperative and Subdistrict in Klaten Regency, 2019

| Kecamatan Subdistrict | Jenis Koperasi/ Kind of Cooperative | | | | |
|--------------------------|-------------------------------------|------------|----------|----------|-------------------|
| | KUD* | KPRI | KOPKAR | KOPPAS | Lainnya* Other |
| (1) | (2) | (3) | (4) | (5) | (6) |
| 01 Prambanan | 1 | ... | - | ... | ... |
| 02 Gantiwarno | 1 | ... | - | ... | ... |
| 03 Wedi | 1 | ... | - | ... | ... |
| 04 Bayat | 1 | ... | - | ... | ... |
| 05 Cawas | 2 | ... | - | ... | ... |
| 06 Trucuk | 2 | ... | - | ... | ... |
| 07 Kalikotes | 1 | ... | - | ... | ... |
| 08 Kebonarum | 1 | ... | - | ... | ... |
| 09 Jogonalan | 1 | ... | - | ... | ... |
| 10 Manisrenggo | 1 | ... | - | ... | ... |
| 11 Karangnongko | 1 | ... | - | ... | ... |
| 12 Ngawen | 1 | ... | - | ... | ... |
| 13 Ceper | 2 | ... | - | ... | ... |
| 14 Pedan | 1 | ... | - | ... | ... |
| 15 Karangdowo | 2 | ... | - | ... | ... |
| 16 Juwiring | 1 | ... | - | ... | ... |
| 17 Wonosari | 1 | ... | - | ... | ... |
| 18 Delanggu | 2 | ... | - | ... | ... |
| 19 Polanharjo | 2 | ... | - | ... | ... |
| 20 Karanganom | 2 | ... | - | ... | ... |
| 21 Tulung | 2 | ... | - | ... | ... |
| 22 Jatinom | 1 | ... | - | ... | ... |
| 23 Kemalang | 1 | ... | - | ... | ... |
| 24 Klaten Selatan | 1 | ... | - | ... | ... |
| 25 Klaten Tengah | 1 | ... | - | ... | ... |
| 26 Klaten Utara | 1 | ... | - | ... | ... |
| Kabupaten Klaten | 34 | 134 | - | 6 | 715 |

Catatan/Note: *Jumlah Koperasi Aktif dan Tidak Aktif

Sumber/Source: Dinas Perdagangan, Koperasi, dan Usaha Kecil dan Menengah Kabupaten Klaten/Trade, Cooperative, and Small and Medium Effort Affairs of Klaten Regency

PENGELUARAN PENDUDUK

POPULATION EXPENDITURE


2019

47,15 %
Makanan



Makanan Jadi

16,12 %



5,15 %

Rokok



6,15 %

Padi-padian

10

Non Makanan 52,85 %



22,68%

Perumahan



13,20%

Aneka Barang/jasa



6,43%

Barang Tahan Lama

PENJELASAN TEKNIS

1. Kegiatan pengumpulan data sosial dan ekonomi yang dilaksanakan secara rutin oleh BPS melalui Survei Sosial Ekonomi Nasional (Susenas).
2. Sejak tahun 2011 sampai dengan 2014, pengumpulan data Susenas konsumsi pengeluaran rumah tangga dilaksanakan secara triwulanan. Mulai tahun 2015 pengumpulan data Susenas dilaksanakan dua kali dalam setahun, yaitu pada Maret dan September
3. Data konsumsi/pengeluaran yang dikumpulkan pada Susenas Maret dibagi menjadi dua kelompok, yaitu makanan dan bukan makanan.

TECHNICAL NOTES

1. *Socioeconomic data collection activities are carried out regularly by the BPS-Statistics Indonesia through the National Socioeconomic Survey (Susenas).*
2. *Since 2011 to 2014, Susenas data collection of household consumption/expenditures was conducted quarterly. Starting in 2015, collecting of data Susenas carry out twice a year, in March and September.*
3. *The consumption/expenditure data collected in March Susenas are divided into two groups, namely food and non-food.*

Tabel
Table 10.1

Rata-rata Pengeluaran per Kapita Sebulan Menurut Kelompok Komoditas (rupiah) di Kabupaten Klaten, 2018 dan 2019
Monthly Average Expenditure per Capita by Commodity Group (rupiahs) in Klaten Regency, 2018 and 2019

| Kelompok Komoditas/Commodity Group | 2018 | 2019 |
|---|----------------|----------------|
| (1) | (2) | (3) |
| Makanan/Food | | |
| Padi-padian/ <i>Cereals</i> | 58 993 | 57 418 |
| Umbi-umbian/ <i>Tubers</i> | 3 348 | 3 620 |
| Ikan/udang/cumi/kerang/ <i>Fish/shrimp/common squid/shells</i> | 17 028 | 15 569 |
| Daging/ <i>Meat</i> | 18 941 | 20 775 |
| Telur dan susu/ <i>Eggs and milk</i> | 29 865 | 28 579 |
| Sayur-sayuran/ <i>Vegetables</i> | 33 894 | 31 867 |
| Kacang-kacangan/ <i>Legumes</i> | 12 483 | 11 098 |
| Buah-buahan/ <i>Fruits</i> | 22 740 | 24 131 |
| Minyak dan kelapa/ <i>Oil and coconut</i> | 11 237 | 11 095 |
| Bahan minuman/ <i>Beverage stuffs</i> | 17 303 | 18 024 |
| Bumbu-bumbuan/ <i>Spices</i> | 8 327 | 9 497 |
| Konsumsi lainnya/ <i>Miscellaneous food items</i> | 9 094 | 9 844 |
| Makanan dan minuman jadi/ <i>Prepared food and beverages</i> | 149 102 | 150 418 |
| Rokok/ <i>Cigarettes</i> | 42 092 | 48 028 |
| Jumlah makanan/Total food | 434 445 | 439 963 |
| Bukan makanan/Non-food | | |
| Perumahan dan fasilitas rumah tangga/ <i>Housing and household facilities</i> | 182 066 | 211 624 |
| Aneka komoditas dan jasa/ <i>Goods and services</i> | 116 565 | 123 223 |
| Pakaian, alas kaki, dan tutup kepala/ <i>Clothing, footwear, and headgear</i> | 21 765 | 25 408 |
| Komoditas tahan lama/ <i>Durable goods</i> | 93 893 | 59 961 |
| Pajak, pungutan, dan asuransi/ <i>Taxes and insurance</i> | 22 983 | 29 288 |
| Keperluan pesta dan upacara/kenduri/ <i>Parties and ceremonies</i> | 24 550 | 43 727 |
| Jumlah bukan makanan/Total non-food | 461 822 | 493 230 |
| Jumlah/Total | 896 267 | 933 193 |

Catatan/Note: ...

Sumber/Source: BPS, Survei Sosial Ekonomi Nasional (Susenas) Maret/BPS-Statistics Indonesia, National Socioeconomic Survey March

Tabel
Table 10.2

Persentase Pengeluaran per Kapita Sebulan Menurut Kelompok Komoditas di Kabupaten Klaten, 2018 dan 2019
Percentage of Monthly Expenditure per Capita by Commodity Group in Klaten Regency, 2018 and 2019

| Kelompok Komoditas/Commodity Group | 2018 | 2019 |
|---|---------------|---------------|
| (1) | (2) | (3) |
| Makanan/Food | | |
| Padi-padian/ <i>Cereals</i> | 6,58 | 6,15 |
| Umbi-umbian/ <i>Tubers</i> | 0,37 | 0,39 |
| Ikan/udang/cumi/kerang/ <i>Fish/shrimp/common squid/shells</i> | 1,90 | 1,67 |
| Daging/ <i>Meat</i> | 2,11 | 2,23 |
| Telur dan susu/ <i>Eggs and milk</i> | 3,33 | 3,06 |
| Sayur-sayuran/ <i>Vegetables</i> | 3,78 | 3,41 |
| Kacang-kacangan/ <i>Legumes</i> | 1,39 | 1,19 |
| Buah-buahan/ <i>Fruits</i> | 2,54 | 2,59 |
| Minyak dan kelapa/ <i>Oil and coconut</i> | 1,25 | 1,19 |
| Bahan minuman/ <i>Beverage stuffs</i> | 1,93 | 1,93 |
| Bumbu-bumbuan/ <i>Spices</i> | 0,93 | 1,02 |
| Konsumsi lainnya/ <i>Miscellaneous food items</i> | 1,01 | 1,05 |
| Makanan dan minuman jadi/ <i>Prepared food and beverages</i> | 16,64 | 16,12 |
| Rokok/ <i>Cigarettes</i> | 4,70 | 5,15 |
| Jumlah makanan/Total food | 48,47 | 47,15 |
| Bukan makanan/Non-food | | |
| Perumahan dan fasilitas rumah tangga/ <i>Housing and household facilities</i> | 20,31 | 22,68 |
| Aneka komoditas dan jasa/ <i>Goods and services</i> | 13,01 | 13,20 |
| Pakaian, alas kaki, dan tutup kepala/ <i>Clothing, footwear, and headgear</i> | 2,43 | 2,72 |
| Komoditas tahan lama/ <i>Durable goods</i> | 10,48 | 6,43 |
| Pajak, pungutan, dan asuransi/ <i>Taxes and insurance</i> | 2,56 | 3,14 |
| Keperluan pesta dan upacara/kenduri/ <i>Parties and ceremonies</i> | 2,74 | 4,69 |
| Jumlah bukan makanan/Total non-food | 51,53 | 52,85 |
| Jumlah/Total | 100,00 | 100,00 |

Catatan/Note: ...

Sumber/Source: BPS, Survei Sosial Ekonomi Nasional (Susenas) Maret/BPS-Statistics Indonesia, National Socioeconomic Survey March

Tabel
Table 10.3**Persentase Penduduk Menurut Golongan Pengeluaran Per Kapita Sebulan di Kabupaten Klaten, 2018 dan 2019**
Percentage of Population by Per Capita Spending Group a Month in Klaten Regency, 2018 and 2019

| Golongan Pengeluaran Spending Group (Rp) | 2018 | 2019 |
|---|---------------|---------------|
| (1) | (2) | (3) |
| < 150 000 | - | - |
| 150 000–199 999 | - | - |
| 200 000–299 999 | 2.83 | 1.55 |
| 300 000–499 999 | 27.90 | 25.66 |
| 500 000–749 999 | 29.51 | 26.16 |
| 750 000–999 999 | 14.91 | 16.79 |
| 1 000 000–1 499 999 | 15.75 | 16.37 |
| > 1 500 000 | 9.09 | 13.48 |
| Jumlah/Total | 100.00 | 100.00 |

Catatan/Note: ...

Sumber/Source: BPS, Survei Sosial Ekonomi Nasional (Susenas) Maret/BPS-Statistics Indonesia, National Socioeconomic Survey March

PERDAGANGAN

TRADE

2019

Sarana Perdagangan

112

Pasar



11



25

Department Store



2868

kios

PENJELASAN TEKNIS**TECHNICAL NOTES**

- | | |
|---|--|
| <p>1. Pasar adalah salah satu dari berbagai sistem, institusi, prosedur, hubungan sosial dan infrastruktur tempat usaha menjual barang, jasa, dan tenaga kerja untuk orang-orang dengan imbalan uang.</p> | <p>1. <i>The market is one of various systems, institutions, procedures, social relations and infrastructure where businesses sell goods, services, and labor to people in exchange for money.</i></p> |
| <p>2. Toko serba ada atau toserba istilah lainnya adalah Pasaraya (bahasa Inggris : department store) adalah suatu bentuk toko swalayan yang menjual barang dagangan eceran.</p> | <p>2. <i>Another convenience store or department store is Pasaraya (English: department store) is a form of supermarket that sells retail merchandise.</i></p> |
| <p>3. Kios yang berasal dari bahasa Belanda; kiosk yang diambil dari bahasa Prancis; kiosque konon dari bahasa Arab, adalah nama alternatif untuk sebuah toko kecil atau warung.</p> | <p>3. <i>Newsstand originating from the Dutch language; kiosk taken from French; kiosque is said to be from Arabic, is an alternative name for a small shop or stall.</i></p> |

Tabel 11.1 Jumlah Sarana Perdagangan Menurut Jenisnya di Kabupaten Klaten, 2016–2019
Number of Trading Facilities by Type of Facility in Klaten Regency, 2016–2019

| Jenis Sarana Perdagangan Type of Trading Facilities | 2016 | 2017 | 2018 | 2019 |
|--|------|-------|------|-------|
| (1) | (2) | (3) | (4) | (5) |
| Pasar/Market * | 101 | 101 | 106 | 112 |
| Department Store | ... | ... | 24 | 25 |
| Kios | ... | 2 993 | ... | 2 868 |
| Warung | ... | ... | ... | ... |
| Jumlah/Total | ... | ... | ... | ... |

Catatan/Note: *Pusat Perkulakan, Pasar Umum, Pasar Hewan, Pasar Buah, Pasar Sepeda, Lainnya/Wholesale, General Market, Animal Market, Fruit Market, Bike Market, Others

Sumber/Source: Dinas Perdagangan, Koperasi, dan Usaha Kecil dan Menengah Kabupaten Klaten/Trade, Cooperative, and Small and Medium Effort Affairs of Klaten Regency

Tabel
Table 11.2**Jumlah Pemegang SIUP Menurut Kecamatan dan Sifat
Barang di Kabupaten Klaten, 2019**
*SIUP Owner by Subdistrict and Goods Characteristic in
Klaten Regency, 2019*

| Kecamatan Subdistrict | Perdagangan Barang Trade of Goods | Perdagangan Jasa Trade of Service | Jumlah Total |
|----------------------------------|--|--|-------------------------|
| (1) | (2) | (3) | (4) |
| 01 Prambanan | 25 | 19 | 44 |
| 02 Gantiwarno | 9 | - | 9 |
| 03 Wedi | 12 | 5 | 17 |
| 04 Bayat | 11 | 3 | 14 |
| 05 Cawas | 14 | 5 | 19 |
| 06 Trucuk | 20 | 10 | 30 |
| 07 Kalikotes | 8 | 7 | 15 |
| 08 Kebonarum | 7 | 3 | 10 |
| 09 Jogonalan | 17 | 11 | 28 |
| 10 Manisrenggo | 10 | 4 | 14 |
| 11 Karangnongko | 6 | 3 | 9 |
| 12 Ngawen | 16 | 28 | 44 |
| 13 Ceper | 63 | 25 | 88 |
| 14 Pedan | 31 | 11 | 42 |
| 15 Karangdowo | 7 | 1 | 8 |
| 16 Juwiring | 22 | 11 | 33 |
| 17 Wonosari | 14 | 12 | 26 |
| 18 Delanggu | 19 | 14 | 33 |
| 19 Polanharjo | 17 | 6 | 23 |
| 20 Karanganom | 12 | 7 | 19 |
| 21 Tulung | 8 | 11 | 19 |
| 22 Jatinom | 14 | 10 | 24 |
| 23 Kemalang | 17 | 17 | 34 |
| 24 Klaten Selatan | 33 | 16 | 49 |
| 25 Klaten Tengah | 66 | 42 | 108 |
| 26 Klaten Utara | 58 | 43 | 101 |
| Kabupaten Klaten | 536 | 324 | 860 |

Catatan/Note: ...

Sumber/Source: Dinas Penanaman Modal dan Pelayanan Terpadu Satu Pintu Kabupaten Klaten/TCenter Service Office of Klaten Regency

SISTEM NERACA REGIONAL

SYSTEM OF REGIONAL ACCOUNT

2019

Produk Domestik Regional Bruto

39,799 Trilyun Rupiah

Pertumbuhan Ekonomi

5,57

12

Distribusi PDRB



Industri Pengolahan

37%



Pertanian

10,57%



Perdagangan

16,16%



Konstruksi

6,41%

PENJELASAN TEKNIS

1. Regional bruto (PDRB) pada tingkat regional menggambarkan kemampuan suatu wilayah untuk menciptakan output (nilai tambah) pada suatu waktu tertentu. Untuk penyusunan PDRB digunakan 2 pendekatan, yaitu produksi dan penggunaan. Keduanya menyajikan komposisi data nilai tambah yang dirinci menurut sumber kegiatan ekonomi (lapangan usaha) dan menurut komponen penggunaannya. PDRB dari sisi lapangan usaha merupakan penjumlahan seluruh komponen nilai tambah bruto yang mampu diciptakan oleh lapangan usaha atas berbagai aktivitas produksinya. Sedangkan dari sisi penggunaan menjelaskan tentang penggunaan dari nilai tambah tersebut.
2. PDRB menurut lapangan usaha dirinci menurut total nilai tambah dari seluruh lapangan usaha yang mencakup kategori pertanian, Kehutanan, dan Perikanan; Pertambangan dan Penggalian; Industri Pengolahan; Pengadaan Listrik dan Gas; Pengadaan Air, Pengelolaan Sampah, Limbah dan Daur Ulang; Konstruksi; Perdagangan Besar dan Eceran, Reparasi Mobil dan Sepeda Motor; Transportasi dan Pergudangan; Penyediaan Akomodasi dan Makan Minum; Informasi dan Komunikasi; Jasa Keuangan

TECHNICAL NOTES

1. *Gross Domestic Regional Product (GDRP) at the regional describes the ability of a region to develop output (value added) at a certain time. To measuring GRDP can be done by applying in two approaches, namely the production approach and expenditure approach. Both of them present composition of the value added by economic activity (by industry) and the components of expenditure. GRDP by industry is the sum of all components of gross value added that to be develop by the various activities. In terms, in the expenditure approach describes how to use the value added.*
2. *GDRP by industry is detailed according to the total value added of the whole economics acvity covering Agriculture, Forestry, and Fisheries; Mining and Quarrying; Manufacturing Industry; Electricity and Gas; Water Supply, Garbage Management, Waste and Recycling; Construction; Wholesale and Retail Trade, Cars and Motorcycle Repair; Transportation and Warehousing; Accomodation and Food and Beverage; Information and Communication; Financial Service and Insurance; Real Estate; Business Services; Health Services and Social*

dan Asuransi; Real Estat; Jas
Perusahaan; Administrasi
Pemerintahan, Pertahanan
dan Jaminan Sosial Wajib; Jasa
Pendidikan; Jasa Kesehatan dan
Kegiatan Sosial; dan Jasa lainnya.

3. PDRB maupun agregat turunannya disajikan dalam 2 (dua) versi penilaian, yaitu atas dasar harga berlaku dan atas dasar harga konstan.
4. Laju pertumbuhan PDRB diperoleh dari perhitungan PDRB atas dasar harga konstan.

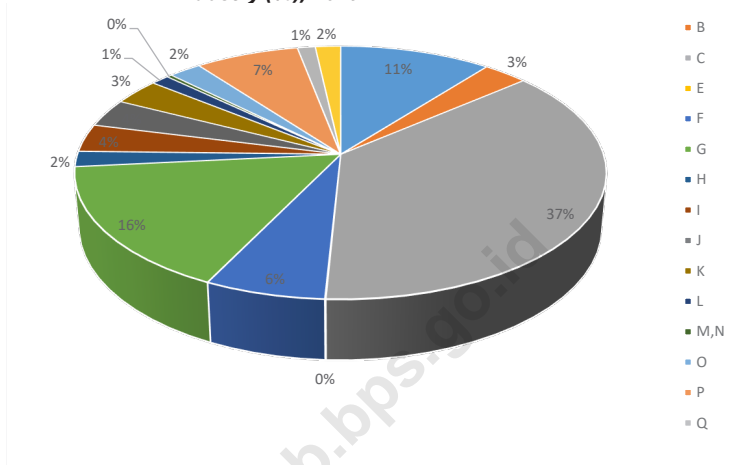
Activity; and Other Services.

3. *GDRP and the aggregate derivatives can be presented in two concepts I,e., the current price and constan price.*
4. *Growth rate of GDRP is calculated using the constant price of GRDP.*

Gambar
Figures 12.1

**Distribusi Persentase PDRB Seri 2010 Menurut Lapangan Usaha
(%), 2019**

**Percentage Distribution of GRDP at Current Market Prices by
Industry (%), 2019**



| | |
|---------|--|
| A | Pertanian, Kehutanan, dan Perikanan |
| B | Pertambangan dan Penggalan |
| C | Industri Pengolahan |
| E | Pengadaan Air, Pengelolaan Sampah, Limbah dan Daur Ulang |
| F | Konstruksi |
| G | Perdagangan Besar dan Eceran; Reparasi Mobil dan Sepeda Motor |
| H | Transportasi dan Pergudangan |
| I | Penyediaan Akomodasi dan Makan Minum |
| J | Informasi dan Komunikasi |
| K | Jasa Keuangan dan Asuransi |
| L | Real Estate |
| M,N | Jasa Perusahaan |
| O | Administrasi Pemerintahan, Pertahanan dan Jaminan Sosial Wajib |
| P | Jasa Pendidikan |
| Q | Jasa Kesehatan dan Kegiatan Sosial |
| R,S,T,U | Jasa lainnya |

Sumber/Source : Berdasarkan Peraturan Menteri Dalam Negeri No. 66 Tahun 2011 tanggal 28 Desember 2011
Based on Minister Of Home Affairs Regulation No 66/2011, December 28,2011

Tabel
Table 12.1.**Produk Domestik Regional Bruto Atas Dasar Harga Berlaku Menurut Lapangan Usaha (juta rupiah) di Kabupaten Klaten, 2015–2019****Gross Regional Domestic Product at Current Market Prices by Industry (million rupiahs) in Klaten Regency, 2015–2019**

| | Lapangan Usaha/Industry | 2015 | 2016 | 2017 | 2018* | 2019** |
|---------|--|----------------------|----------------------|----------------------|----------------------|----------------------|
| | (1) | (2) | (3) | (4) | (5) | (6) |
| A | Pertanian, Kehutanan, dan Perikanan/ <i>Agriculture, Forestry, and Fishing</i> | 3 622 347,95 | 3 810 348,98 | 3 880 677,98 | 4 085 464,24 | 4 206 652,77 |
| B | Pertambangan dan Penggalian/ <i>Mining and Quarrying</i> | 955 364,63 | 1 030 613,84 | 1 112 144,57 | 1 177 376,22 | 1 245 553,58 |
| C | Industri Pengolahan/ <i>Manufacturing</i> | 10 178 503,39 | 11 381 482,63 | 12 446 837,51 | 13 611 869,50 | 14 726 080,24 |
| D | Pengadaan Listrik dan Gas/ <i>Electricity and Gas</i> | 39 661,13 | 44 053,13 | 50 784,96 | 55 741,58 | 58 861,29 |
| E | Pengadaan Air; Pengelolaan Sampah, Limbah, dan Daur Ulang/ <i>Water Supply; Sewerage, Waste Management, and Remediation Activities</i> | 12 698,33 | 13 246,78 | 14 143,63 | 14 964,95 | 16 371,66 |
| F | Konstruksi/ <i>Construction</i> | 1 780 130,61 | 1 914 709,83 | 2 094 601,40 | 2 333 361,55 | 2 552 697,54 |
| G | Perdagangan Besar dan Eceran; Reparasi Mobil dan Sepeda Motor/ <i>Wholesale and Retail Trade; Repair of Motor Vehicles and Motorcycles</i> | 4 947 444,05 | 5 292 431,30 | 5 631 766,56 | 6 000 014,15 | 6 430 015,48 |
| H | Transportasi dan Pergudangan/ <i>Transportation and Storage</i> | 614 745,60 | 645 183,06 | 690 596,13 | 729 681,82 | 779 971,91 |
| I | Penyediaan Akomodasi dan Makan Minum/ <i>Accommodation and Food Service Activities</i> | 974 845,99 | 1 091 254,92 | 1 180 067,24 | 1 284 456,54 | 1 404 195,46 |
| J | Informasi dan Komunikasi/ <i>Information and Communication</i> | 880 528,28 | 948 913,65 | 1 119 938,75 | 1 252 092,63 | 1 419 789,34 |
| K | Jasa Keuangan dan Asuransi/ <i>Financial and Insurance Activities</i> | 985 803,41 | 1 081 527,12 | 1 175 828,75 | 1 259 961,03 | 1 321 513,91 |
| L | Real Estat/ <i>Real Estate Activities</i> | 381 078,74 | 409 338,03 | 444 310,49 | 477 618,78 | 509 514,95 |
| M,N | Jasa Perusahaan/ <i>Business Activities</i> | 90 459,78 | 102 585,38 | 115 088,85 | 126 797,73 | 139 716,72 |
| O | Administrasi Pemerintahan, Pertahanan, dan Jaminan Sosial Wajib/ <i>Public Administration and Defence; Compulsory Social Security</i> | 730 951,96 | 792 119,46 | 844 376,28 | 882 410,22 | 908 656,78 |
| P | Jasa Pendidikan/ <i>Education</i> | 1 984 205,50 | 2 160 832,68 | 2 379 643,26 | 2 606 214,15 | 2 881 198,28 |
| Q | Jasa Kesehatan dan Kegiatan Sosial/ <i>Human Health and Social Work Activities</i> | 339 329,96 | 372 019,69 | 409 870,96 | 452 676,88 | 495 228,51 |
| R,S,T,U | Jasa Lainnya/ <i>Other Services Activities</i> | 470 679,24 | 528 580,71 | 584 142,53 | 642 768,49 | 703 188,73 |
| | Produk Domestik Bruto Gross Domestic Product | 28 988 778,55 | 31 619 241,19 | 34 174 819,85 | 36 993 470,46 | 39 799 207,15 |

Catatan/Note: * angka sementara/*Preliminary figures*** angka sangat sementara/*very Preliminary figures*Sumber/Source: BPS Kabupaten Klaten/*BPS-Statistics of Klaten Regency*

Tabel
Table 12.2

**Produk Domestik Regional Bruto Atas Dasar Harga Konstan
2010 Menurut Lapangan Usaha (juta rupiah) di Kabupaten
Klaten, 2015–2019**
*Gross Regional Domestic Product at 2010 Constant Market Prices
by Industry (million rupiahs) in Klaten Regency, 2015–2019*

| | Lapangan Usaha/Industry | 2015 | 2016 | 2017 | 2018* | 2019** |
|---------|---|----------------------|----------------------|----------------------|----------------------|----------------------|
| | (1) | (2) | (3) | (4) | (5) | (6) |
| A | Pertanian, Kehutanan, dan Perikanan/ <i>Agriculture, Forestry, and Fishing</i> | 2 732 275,47 | 2 814 072,15 | 2 845 097,06 | 2 908 070,61 | 2 943 761,34 |
| B | Pertambangan dan Penggalian/ <i>Mining and Quarrying</i> | 617 439,64 | 635 553,28 | 664 166,20 | 685 313,55 | 706 900,93 |
| C | Industri Pengolahan/ <i>Manufacturing</i> | 7 540 801,78 | 8 004 239,75 | 8 504 714,04 | 9 013 718,21 | 9 601 710,72 |
| D | Pengadaan Listrik dan Gas/ <i>Electricity and Gas</i> | 39 160,62 | 41 588,12 | 44 249,82 | 47 094,12 | 49 644,40 |
| E | Pengadaan Air; Pengelolaan Sampah, Limbah, dan Daur Ulang/ <i>Water Supply; Sewerage, Waste Management, and Remediation Activities</i> | 11 793,17 | 12 047,34 | 12 826,81 | 13 532,60 | 14 308,02 |
| F | Konstruksi/ <i>Construction</i> | 1 356 317,55 | 1 435 985,49 | 1 531 575,76 | 1 635 233,26 | 1 745 775,03 |
| G | Perdagangan Besar dan Eceran; Reparasi Mobil dan Sepeda Motor/ <i>Wholesale and Retail Trade; Repair of Motor Vehicles and Motorcycles</i> | 4 209 074,39 | 4 362 061,18 | 4 531 078,43 | 4 719 954,10 | 4 923 412,16 |
| H | Transportasi dan Pergudangan/ <i>Transportation and Storage</i> | 544 592,24 | 566 772,32 | 597 101,45 | 625 692,51 | 656 720,86 |
| I | Penyediaan Akomodasi dan Makan Minum/ <i>Accommodation and Food Service Activities</i> | 832 820,90 | 883 680,17 | 944 707,06 | 1 018 074,62 | 1 098 344,48 |
| J | Informasi dan Komunikasi/ <i>Information and Communication</i> | 844 708,79 | 908 551,37 | 1 026 807,26 | 1 147 054,83 | 1 282 866,12 |
| K | Jasa Keuangan dan Asuransi/ <i>Financial and Insurance Activities</i> | 767 642,41 | 821 907,83 | 857 588,05 | 887 591,04 | 915 313,03 |
| L | Real Estat/ <i>Real Estate Activities</i> | 339 893,73 | 361 069,45 | 382 324,67 | 401 354,47 | 420 057,59 |
| M,N | Jasa Perusahaan/ <i>Business Activities</i> | 70 961,66 | 77 484,45 | 83 734,52 | 90 076,27 | 96 931,07 |
| O | Administrasi Pemerintahan, Pertahanan, dan Jaminan Sosial Wajib/ <i>Public Administration and Defence; Compulsory Social Security</i> | 574 874,57 | 591 863,52 | 610 862,34 | 631 265,14 | 641 455,60 |
| P | Jasa Pendidikan/ <i>Education</i> | 1 438 627,68 | 1 520 064,74 | 1 607 474,21 | 1 720 401,03 | 1 842 721,54 |
| Q | Jasa Kesehatan dan Kegiatan Sosial/ <i>Human Health and Social Work Activities</i> | 241 260,27 | 260 226,42 | 282 328,51 | 307 894,68 | 336 313,36 |
| R,S,T,U | Jasa Lainnya/ <i>Other Services Activities</i> | 396 731,26 | 428 573,40 | 466 467,08 | 508 328,89 | 553 417,66 |
| | Produk Domestik Bruto Gross Domestic Product | 22 558 976,15 | 23 725 740,98 | 24 993 103,27 | 26 360 649,93 | 27 829 653,91 |

Catatan/Note: * angka sementara/*Preliminary figures*

** angka sangat sementara/*very Preliminary figures*

Sumber/Source: BPS Kabupaten Klaten/*BPS-Statistics of Klaten Regency*

Tabel
Table 12.3

Distribusi Persentase Produk Domestik Regional Bruto Atas Dasar Harga Berlaku Menurut Lapangan Usaha di Kabupaten Klaten, 2015–2019

Percentage Distribution of Gross Regional Domestic Product at Current Market Prices by Industry in Klaten Regency, 2015–2019

| | Lapangan Usaha/Industry | 2015 | 2016 | 2017 | 2018* | 2019** |
|---------|--|---------------|---------------|---------------|---------------|---------------|
| | (1) | (2) | (3) | (4) | (5) | (6) |
| A | Pertanian, Kehutanan, dan Perikanan/ <i>Agriculture, Forestry, and Fishing</i> | 12,50 | 12,05 | 11,36 | 11,04 | 10,57 |
| B | Pertambangan dan Penggalian/ <i>Mining and Quarrying</i> | 3,30 | 3,26 | 3,25 | 3,18 | 3,13 |
| C | Industri Pengolahan/ <i>Manufacturing</i> | 35,11 | 36,00 | 36,42 | 36,80 | 37,00 |
| D | Pengadaan Listrik dan Gas/ <i>Electricity and Gas</i> | 0,14 | 0,14 | 0,15 | 0,15 | 0,15 |
| E | Pengadaan Air; Pengelolaan Sampah, Limbah, dan Daur Ulang/ <i>Water Supply; Sewerage, Waste Management, and Remediation Activities</i> | 0,04 | 0,04 | 0,04 | 0,04 | 0,04 |
| F | Konstruksi/ <i>Construction</i> | 6,14 | 6,06 | 6,13 | 6,31 | 6,41 |
| G | Perdagangan Besar dan Eceran; Reparasi Mobil dan Sepeda Motor/ <i>Wholesale and Retail Trade; Repair of Motor Vehicles and Motorcycles</i> | 17,07 | 16,74 | 16,48 | 16,22 | 16,16 |
| H | Transportasi dan Pergudangan/ <i>Transportation and Storage</i> | 2,12 | 2,04 | 2,02 | 1,97 | 1,96 |
| I | Penyediaan Akomodasi dan Makan Minum/ <i>Accommodation and Food Service Activities</i> | 3,36 | 3,45 | 3,45 | 3,47 | 3,53 |
| J | Informasi dan Komunikasi/ <i>Information and Communication</i> | 3,04 | 3,00 | 3,28 | 3,38 | 3,57 |
| K | Jasa Keuangan dan Asuransi/ <i>Financial and Insurance Activities</i> | 3,40 | 3,42 | 3,44 | 3,41 | 3,32 |
| L | Real Estat/ <i>Real Estate Activities</i> | 1,31 | 1,29 | 1,30 | 1,29 | 1,28 |
| M,N | Jasa Perusahaan/ <i>Business Activities</i> | 0,31 | 0,32 | 0,34 | 0,34 | 0,35 |
| O | Administrasi Pemerintahan, Pertahanan, dan Jaminan Sosial Wajib/ <i>Public Administration and Defence; Compulsory Social Security</i> | 2,52 | 2,51 | 2,47 | 2,39 | 2,28 |
| P | Jasa Pendidikan/ <i>Education</i> | 6,84 | 6,83 | 6,96 | 7,05 | 7,24 |
| Q | Jasa Kesehatan dan Kegiatan Sosial/ <i>Human Health and Social Work Activities</i> | 1,17 | 1,18 | 1,20 | 1,22 | 1,24 |
| R,S,T,U | Jasa Lainnya/ <i>Other Services Activities</i> | 1,62 | 1,67 | 1,71 | 1,74 | 1,77 |
| | Produk Domestik Bruto Gross Domestic Product | 100,00 | 100,00 | 100,00 | 100,00 | 100,00 |

Catatan/Note: * angka sementara/Preliminary figures

** angka sangat sementara/very Preliminary figures

Sumber/Source: BPS Kabupaten Klaten/BPS-Statistics of Klaten Regency

Tabel
Table 12.4

Laju Pertumbuhan Produk Domestik Regional Bruto Atas Dasar Harga Konstan 2010 Menurut Lapangan Usaha (persen) di Kabupaten Klaten, 2016–2019
Growth Rate of Gross Regional Domestic Product at 2010 Constant Market Prices by Industry (percent) in Klaten Regency, 2016–2019

| Lapangan Usaha/Industry | | 2015 | 2016 | 2017 | 2018 | 2019 |
|---|--|------|------|-------|-------|-------|
| (1) | | (2) | (3) | (4) | (5) | (6) |
| A | Pertanian, Kehutanan, dan Perikanan/ <i>Agriculture, Forestry, and Fishing</i> | 4,84 | 2,99 | 1,10 | 2,21 | 1,23 |
| B | Pertambangan dan Penggalian/ <i>Mining and Quarrying</i> | 3,33 | 2,93 | 4,50 | 3,18 | 3,15 |
| C | Industri Pengolahan/ <i>Manufacturing</i> | 6,31 | 6,15 | 6,25 | 5,98 | 6,52 |
| D | Pengadaan Listrik dan Gas/ <i>Electricity and Gas</i> | 1,65 | 6,20 | 6,40 | 6,43 | 5,42 |
| E | Pengadaan Air; Pengelolaan Sampah, Limbah, dan Daur Ulang/ <i>Water Supply; Sewerage, Waste Management, and Remediation Activities</i> | 2,30 | 2,16 | 6,47 | 5,50 | 5,73 |
| F | Konstruksi/ <i>Construction</i> | 4,76 | 5,87 | 6,66 | 6,77 | 6,76 |
| G | Perdagangan Besar dan Eceran; Reparasi Mobil dan Sepeda Motor/ <i>Wholesale and Retail Trade; Repair of Motor Vehicles and Motorcycles</i> | 2,80 | 3,63 | 3,87 | 4,17 | 4,31 |
| H | Transportasi dan Pergudangan/ <i>Transportation and Storage</i> | 5,65 | 4,07 | 5,35 | 4,79 | 4,96 |
| I | Penyediaan Akomodasi dan Makan Minum/ <i>Accommodation and Food Service Activities</i> | 5,14 | 6,11 | 6,91 | 7,77 | 7,88 |
| J | Informasi dan Komunikasi/ <i>Information and Communication</i> | 6,26 | 7,56 | 13,02 | 11,71 | 11,84 |
| K | Jasa Keuangan dan Asuransi/ <i>Financial and Insurance Activities</i> | 6,82 | 7,07 | 4,34 | 3,50 | 3,12 |
| L | Real Estat/ <i>Real Estate Activities</i> | 7,54 | 6,23 | 5,89 | 4,98 | 4,66 |
| M,N | Jasa Perusahaan/ <i>Business Activities</i> | 8,13 | 9,19 | 8,07 | 7,57 | 7,61 |
| O | Administrasi Pemerintahan, Pertahanan, dan Jaminan Sosial Wajib/ <i>Public Administration and Defence; Compulsory Social Security</i> | 5,13 | 2,96 | 3,21 | 3,34 | 1,61 |
| P | Jasa Pendidikan/ <i>Education</i> | 7,88 | 5,66 | 5,75 | 7,03 | 7,11 |
| Q | Jasa Kesehatan dan Kegiatan Sosial/ <i>Human Health and Social Work Activities</i> | 7,70 | 7,86 | 8,49 | 9,06 | 9,23 |
| R,S,T,U | Jasa Lainnya/ <i>Other Services Activities</i> | 4,01 | 8,03 | 8,84 | 8,97 | 8,87 |
| Produk Domestik Bruto Gross Domestic Product | | 5,30 | 5,17 | 5,34 | 5,47 | 5,57 |

Catatan/Note: * angka sementara/preliminary figures

** angka sangat sementara/very preliminary figures

Sumber/Source: BPS Kabupaten Klaten/BPS-Statistics of Klaten Regency

Tabel
Table 12.5**Produk Domestik Regional Bruto Atas Dasar Harga Berlaku Menurut Jenis Pengeluaran (juta rupiah) di Kabupaten Klaten, 2015–2019**
Gross Regional Domestic Product at Current Market Prices by Type of Expenditure (million rupiahs) in Klaten Regency, 2015–2019

| Jenis Pengeluaran Type of Expenditure | 2015 | 2016 | 2017 | 2018* | 2019** |
|---|----------------------|----------------------|----------------------|----------------------|----------------------|
| (1) | (2) | (3) | (4) | (5) | (6) |
| Pengeluaran Konsumsi Rumah Tangga <i>Household Consumption Expenditure</i> | 22 484 724.70 | 23 853 927.63 | 26 006 334.03 | 27 992 971.91 | 30 070 348.53 |
| Pengeluaran Konsumsi LNPR <i>NPISH Consumption Expenditure</i> | 466 475.25 | 501 926.20 | 541 685.64 | 585 576.48 | 658 705.80 |
| Pengeluaran Konsumsi Pemerintah <i>Government Consumption Expenditure</i> | 2 324 462.35 | 2 407 461.14 | 2 564 909.10 | 2 738 278.08 | 2 855 711.34 |
| Pembentukan Modal Tetap Bruto <i>Gross Fixed Capital Formation</i> | 6 373 279.37 | 6 666 782.44 | 7 383 737.63 | 8 109 981.65 | 8 847 506.99 |
| Perubahan Inventori <i>Changes in Inventories</i> | 246 377.01 | 150 076.04 | 176 599.30 | 209 879.00 | 232 965.69 |
| Net Ekspor | (2 906 540.13) | (1 960 932.26) | (2 498 445.85) | (2 643 216.66) | (2 866 031.20) |
| Produk Domestik Bruto Gross Domestic Product | 28 988 778.55 | 31 619 241.19 | 34 174 819.85 | 36 993 470.46 | 39 799 207.15 |

Catatan/Note: * angka sementara/*Preliminary figures*** angka sangat sementara/*very Preliminary figures*Sumber/Source: BPS Kabupaten Klaten/*BPS-Statistics of Klaten Regency*

Tabel
Table 12.6

Produk Domestik Regional Bruto Atas Dasar Harga Konstan 2010 Menurut Jenis Pengeluaran (juta rupiah) di Kabupaten Klaten, 2015–2019
Gross Regional Domestic Product at 2010 Constant Market Prices by Type of Expenditure (million rupiahs) in Klaten Regency, 2015–2019

| Jenis Pengeluaran Type of Expenditure | 2015 | 2016 | 2017 | 2018* | 2019** |
|---|----------------------|----------------------|----------------------|----------------------|----------------------|
| (1) | (2) | (3) | (4) | (5) | (6) |
| Pengeluaran Konsumsi Rumah Tangga <i>Household Consumption Expenditure</i> | 17 278 911.46 | 17 915 524.45 | 18 965 451.34 | 19 868 820.74 | 20 780 020.57 |
| Pengeluaran Konsumsi LNPRT <i>NPISH Consumption Expenditure</i> | 340 941.56 | 352 918.65 | 368 552.95 | 387 974.69 | 426 991.84 |
| Pengeluaran Konsumsi Pemerintah <i>Government Consumption Expenditure</i> | 1 616 903.54 | 1 615 994.79 | 1 663 343.44 | 1 742 869.98 | 1 801 223.17 |
| Pembentukan Modal Tetap Bruto <i>Gross Fixed Capital Formation</i> | 5 009 287.28 | 5 109 763.20 | 5 487 432.97 | 5 794 201.11 | 6 081 417.52 |
| Perubahan Inventori <i>Changes in Inventories</i> | 70 345.84 | 74 397.92 | 66 972.83 | 69 011.31 | 73 770.91 |
| Net Ekspor | (1 757 413.53) | (1 342 858.03) | (1 558 650.26) | (1 502 227.90) | (1 333 770.10) |
| Produk Domestik Bruto Gross Domestic Product | 22 558 976.15 | 23 725 740.98 | 24 993 103.27 | 26 360 649.93 | 27 829 653.91 |

Catatan/Note: * angka sementara/*Preliminary figures*


** angka sangat sementara/*very Preliminary figures*

Sumber/Source: BPS Kabupaten Klaten/*BPS-Statistics of Klaten Regency*

PERBANDINGAN ANTAR KABUPATEN/KOTA

REGENCY AND MUNICIPAL COMPARATION

Indeks Pembangunan Manusia
(IPM) 2019



73,80
Boyolali

81,86
Surakarta

73,43
Sragen

75,29
Klaten

76,84
Sukoharjo

75,89
Karanganyar

69,98
Wonogiri

13

Persentase Penduduk Miskin 2019

9,53
Boyolali

8,70
Surakarta

12,79
Sragen

12,28
Klaten

7,14
Sukoharjo

9,55
Karanganyar

10,25
Wonogiri



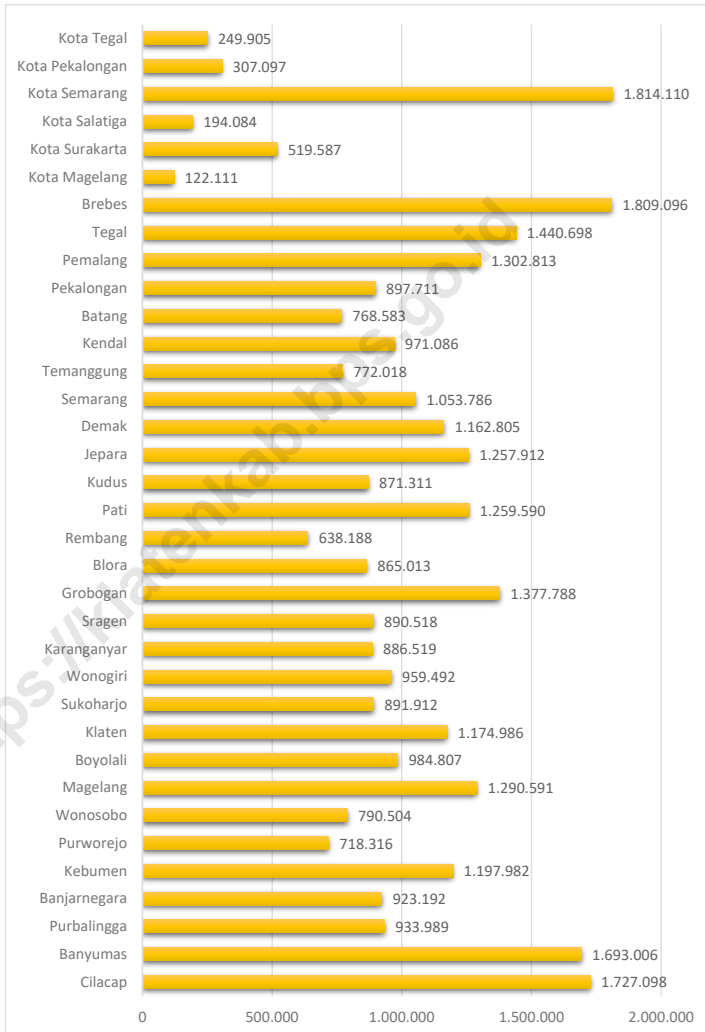
PENJELASAN TEKNIS

1. Sumber utama data kependudukan adalah sensus penduduk yang dilaksanakan setiap 10 (sepuluh) tahun sekali. Sensus penduduk telah dilaksanakan sebanyak 6 (enam) kali sejak Indonesia merdeka, yaitu tahun 1961, 1971, 1980, 1990, 2000, dan 2010.
2. Regional bruto (PDRB) pada tingkat regional menggambarkan kemampuan suatu wilayah untuk menciptakan output (nilai tambah) pada suatu waktu tertentu. Untuk penyusunan PDRB digunakan 2 pendekatan, yaitu produksi dan penggunaan. Keduanya menyajikan komposisi data nilai tambah yang dirinci menurut sumber kegiatan ekonomi (lapangan usaha) dan menurut komponen penggunaannya. PDRB dari sisi lapangan usaha merupakan penjumlahan seluruh komponen nilai tambah bruto yang mampu diciptakan oleh lapangan usaha atas berbagai aktivitas produksinya. Sedangkan dari sisi penggunaan menjelaskan tentang penggunaan dari nilai tambah tersebut.

TECHNICAL NOTES

1. *The main sources of demographic data is population census, which is conducted every ten years. Population Census has been conducted six times since Indonesia's independence: 1961, 1971, 1980, 1990, 2000, and 2010.*
2. *(GDRP) at the regional describes the ability of a region to develop output (value added) at a certain time. To measuring GRDP can be done by applying in two approaches, namely the production approach and expenditure approach. Both of them present composition of the value added by economic activity (by industry) and the components of expenditure. GRDP by industry is the sum of all components of gross value added that to be develop by the various activities. In terms, in the expenditure approach describes how to use the value added.*

Gambar 13.1 Jumlah Penduduk Menurut Kabupaten/Kota di Provinsi Jawa Tengah, 2019
Figures **13.1** **Population by Regency/Municipality in Jawa Tengah Province, 2019**



Sumber/Source : BPS, Sensus Penduduk (SP) 2010 dan Proyeksi Penduduk Indonesia 2010–2035/BPS-Statistics Indonesia, 2010 Population Census and Indonesia Population Projection 2010–2035

Tabel
Table 13.1

**Jumlah Penduduk Menurut Kabupaten/Kota di Provinsi
Jawa Tengah , 2015-2019**
**Population by Regency/Municipality in Jawa Tengah
Province, 2015-2019**

| Kabupaten/Kota Regency/Municipality | 2015 | 2016 | 2017 | 2018 | 2019 |
|--|-------------------|-------------------|-------------------|-------------------|-------------------|
| (1) | (2) | (3) | (4) | (5) | (6) |
| Kabupaten/Regency | | | | | |
| Cilacap | 1 694 726 | 1 703 390 | 1 711 627 | 1 719 504 | 1 727 098 |
| Banyumas | 1 635 909 | 1 650 625 | 1 665 025 | 1 679 124 | 1 693 006 |
| Purbalingga | 898 376 | 907 507 | 916 427 | 925 193 | 933 989 |
| Banjarnegara | 901 826 | 907 410 | 912 917 | 918 219 | 923 192 |
| Kebumen | 1 184 882 | 1 188 603 | 1 192 007 | 1 195 092 | 1 197 982 |
| Purworejo | 710 386 | 712 686 | 714 574 | 716 477 | 718 316 |
| Wonosobo | 777 122 | 780 793 | 784 207 | 787 384 | 790 504 |
| Magelang | 1 245 496 | 1 257 123 | 1 268 396 | 1 279 625 | 1 290 591 |
| Boyolali | 963 690 | 969 325 | 974 579 | 979 799 | 984 807 |
| Klaten | 1 158 795 | 1 163 218 | 1 167 401 | 1 171 411 | 1 174 986 |
| Sukoharjo | 864 207 | 871 397 | 878 374 | 885 205 | 891 912 |
| Wonogiri | 949 017 | 951 975 | 954 706 | 957 106 | 959 492 |
| Karanganyar | 856 198 | 864 021 | 871 596 | 879 078 | 886 519 |
| Sragen | 879 027 | 882 090 | 885 122 | 887 889 | 890 518 |
| Grobogan | 1 351 429 | 1 358 404 | 1 365 207 | 1 371 610 | 1 377 788 |
| Blora | 852 108 | 855 573 | 858 865 | 862 110 | 865 013 |
| Rembang | 619 173 | 624 096 | 628 922 | 633 584 | 638 188 |
| Pati | 1 232 889 | 1 239 989 | 1 246 691 | 1 253 299 | 1 259 590 |
| Kudus | 831 303 | 841 499 | 851 478 | 861 430 | 871 311 |
| Jepara | 1 188 289 | 1 205 800 | 1 223 198 | 1 240 600 | 1 257 912 |
| Demak | 1 117 905 | 1 129 298 | 1 140 675 | 1 151 796 | 1 162 805 |
| Semarang | 1 000 887 | 1 014 198 | 1 027 489 | 1 040 629 | 1 053 786 |
| Temanggung | 745 825 | 752 486 | 759 128 | 765 594 | 772 018 |
| Kendal | 942 283 | 949 682 | 957 024 | 964 106 | 971 086 |
| Batang | 743 090 | 749 720 | 756 079 | 762 377 | 768 583 |
| Pekalongan | 873 986 | 880 092 | 886 197 | 891 892 | 897 711 |
| Pemalang | 1 288 577 | 1 292 609 | 1 296 281 | 1 299 724 | 1 302 813 |
| Tegal | 1 424 891 | 1 429 386 | 1 433 515 | 1 437 225 | 1 440 698 |
| Brebes | 1 781 379 | 1 788 880 | 1 796 004 | 1 802 829 | 1 809 096 |
| Kota/Municipality | | | | | |
| Magelang | 120 792 | 121 112 | 121 474 | 121 872 | 122 111 |
| Surakarta | 512 226 | 514 171 | 516 102 | 517 887 | 519 587 |
| Salatiga | 183 815 | 186 420 | 188 928 | 191 571 | 194 084 |
| Semarang | 1 701 114 | 1 729 083 | 1 757 686 | 1 786 114 | 1 814 110 |
| Pekalongan | 296 404 | 299 222 | 301 870 | 304 477 | 307 097 |
| Tegal | 246 119 | 247 212 | 248 094 | 249 003 | 249 905 |
| Provinsi Jawa Tengah | 33 774 141 | 34 019 095 | 34 257 865 | 34 490 835 | 34 718 204 |

Catatan/Note:

...

Sumber/Source: BPS, Sensus Penduduk (SP) 2010 dan Proyeksi Penduduk Indonesia 2010–2035/BPS-Statistics Indonesia, 2010 Population Census and Indonesia Population Projection 2010–2035

Tabel 13.2
Table

Laju Pertumbuhan Produk Domestik Regional Bruto Atas Dasar Harga Konstan 2010 Menurut Kabupaten/Kota di Provinsi Jawa Tengah (persen), 2015–2019
Rate of Growth of Gross Regional Domestic Product at Constant 2010 Prices by Regency/Municipality in Jawa Tengah Province (percent), 2015–2019

| Kabupaten/Kota Regency/Municipality | 2015 | 2016 | 2017 | 2018 | 2019 |
|--|------|-------|------|------|------|
| (1) | (2) | (3) | (4) | (5) | (6) |
| Kabupaten/Regency | | | | | |
| Cilacap | 5,96 | 5,09 | 2,58 | 3,05 | 2,33 |
| Banyumas | 6,12 | 6,05 | 6,34 | 6,45 | 6,32 |
| Purbalingga | 5,47 | 4,85 | 5,37 | 5,42 | 5,65 |
| Banjarnegara | 5,47 | 5,44 | 5,65 | 5,67 | 5,60 |
| Kebumen | 6,28 | 5,01 | 5,15 | 5,52 | 5,58 |
| Purworejo | 5,33 | 5,15 | 5,27 | 5,38 | 5,45 |
| Wonosobo | 4,67 | 5,36 | 4,14 | 5,06 | 5,61 |
| Magelang | 5,18 | 5,39 | 5,50 | 5,28 | 5,30 |
| Boyolali | 5,96 | 5,33 | 5,80 | 5,72 | 5,96 |
| Klaten | 5,30 | 5,17 | 5,34 | 5,47 | 5,57 |
| Sukoharjo | 5,69 | 5,72 | 5,76 | 5,79 | 5,92 |
| Wonogiri | 5,40 | 5,25 | 5,32 | 5,41 | 5,14 |
| Karanganyar | 5,05 | 5,40 | 5,77 | 5,98 | 5,93 |
| Sragen | 6,05 | 5,77 | 5,97 | 5,75 | 5,90 |
| Grobogan | 5,96 | 4,51 | 5,85 | 5,83 | 5,37 |
| Blora | 5,36 | 23,54 | 5,98 | 4,41 | 4,05 |
| Rembang | 5,50 | 5,28 | 6,98 | 5,89 | 5,20 |
| Pati | 6,01 | 5,49 | 5,67 | 5,72 | 5,86 |
| Kudus | 3,88 | 2,54 | 3,21 | 3,24 | 3,10 |
| Jepara | 5,10 | 5,06 | 5,39 | 5,85 | 6,02 |
| Demak | 5,93 | 5,09 | 5,82 | 5,40 | 5,36 |
| Semarang | 5,52 | 5,30 | 5,65 | 5,79 | 5,59 |
| Temanggung | 5,24 | 5,02 | 5,03 | 5,13 | 5,05 |
| Kendal | 5,21 | 5,56 | 5,78 | 5,77 | 5,69 |
| Batang | 5,42 | 5,03 | 5,55 | 5,72 | 5,39 |
| Pekalongan | 4,78 | 5,19 | 5,44 | 5,76 | 5,35 |
| Pemalang | 5,58 | 5,43 | 5,61 | 5,70 | 5,80 |
| Tegal | 5,49 | 5,92 | 5,38 | 5,51 | 5,58 |
| Brebes | 5,98 | 5,11 | 5,65 | 5,22 | 5,86 |
| Kota/Municipality | | | | | |
| Magelang | 5,11 | 5,23 | 5,42 | 5,46 | 5,44 |
| Surakarta | 5,44 | 5,35 | 5,70 | 5,75 | 5,78 |
| Salatiga | 5,17 | 5,27 | 5,58 | 5,84 | 5,88 |
| Semarang | 5,82 | 5,89 | 6,70 | 6,52 | 6,86 |
| Pekalongan | 5,00 | 5,36 | 5,32 | 5,69 | 5,50 |
| Tegal | 5,45 | 5,49 | 5,95 | 5,87 | 5,77 |

Catatan/Note:

* Angka Sementara/ Preliminary Figures

** Angka Sangat Sementara/ Very Preliminary Figures

Sumber/Source:

BPS Provinsi Jawa Tengah / BPS-Statistics of Jawa Tengah

Tabel
Table 13.3**Jumlah Penduduk Miskin Menurut Kabupaten/Kota di
Provinsi Jawa Tengah (ribu), 2015-2019**
**Number of Poor Population by Regency/Municipality in
Jawa Tengah Province (thousand), 2015-2019**

| Kabupaten/Kota Regency/Municipality | 2015 | 2016 | 2017 | 2018 | 2019 |
|--|----------------|----------------|----------------|----------------|----------------|
| (1) | (2) | (3) | (4) | (5) | (6) |
| Kabupaten/Regency | | | | | |
| Cilacap | 243,5 | 240,2 | 238,3 | 193,2 | 185,2 |
| Banyumas | 285,9 | 283,9 | 283,2 | 226,2 | 211,7 |
| Purbalingga | 176,5 | 171,8 | 171,9 | 144,2 | 140,1 |
| Banjarnegara | 165,4 | 158,2 | 156,8 | 141,7 | 136,1 |
| Kebumen | 241,9 | 235,9 | 233,4 | 208,7 | 201,3 |
| Purworejo | 101,3 | 99,1 | 98,6 | 83,6 | 82,2 |
| Wonosobo | 166,4 | 160,1 | 159,2 | 138,3 | 131,4 |
| Magelang | 162,4 | 158,9 | 157,2 | 143,4 | 137,5 |
| Boyolali | 120,0 | 117,0 | 116,4 | 98,2 | 93,8 |
| Klaten | 172,3 | 168,0 | 165,0 | 151,7 | 144,1 |
| Sukoharjo | 79,9 | 78,9 | 76,7 | 65,4 | 63,6 |
| Wonogiri | 123,0 | 124,8 | 123,0 | 102,8 | 98,3 |
| Karanganyar | 106,4 | 107,7 | 106,8 | 87,8 | 84,5 |
| Sragen | 130,4 | 126,8 | 124,0 | 116,4 | 113,8 |
| Grobogan | 184,5 | 184,1 | 181,0 | 168,7 | 161,9 |
| Blora | 115,1 | 113,9 | 111,9 | 102,5 | 97,9 |
| Rembang | 119,1 | 115,5 | 115,2 | 97,4 | 95,3 |
| Pati | 147,1 | 144,2 | 141,7 | 123,9 | 119,0 |
| Kudus | 64,1 | 64,2 | 64,4 | 60,0 | 58,0 |
| Jepara | 100,6 | 100,3 | 99,0 | 86,5 | 83,5 |
| Demak | 160,9 | 158,8 | 152,6 | 144,1 | 137,6 |
| Semarang | 81,3 | 80,7 | 79,7 | 75,7 | 73,9 |
| Temanggung | 87,5 | 87,1 | 86,8 | 75,4 | 72,6 |
| Kendal | 109,3 | 107,8 | 106,1 | 94,7 | 91,2 |
| Batang | 83,5 | 82,6 | 81,5 | 66,1 | 64,1 |
| Pekalongan | 112,1 | 113,3 | 111,6 | 89,5 | 87,0 |
| Pemalang | 235,5 | 227,1 | 225,0 | 208,3 | 200,7 |
| Tegal | 143,5 | 144,2 | 141,8 | 114,1 | 109,9 |
| Brebes | 352,0 | 348,0 | 343,5 | 309,2 | 293,2 |
| Kota/ Municipality | | | | | |
| Magelang | 10,9 | 10,6 | 10,6 | 9,6 | 9,1 |
| Surakarta | 55,7 | 55,9 | 54,9 | 47,0 | 45,2 |
| Salatiga | 10,6 | 9,7 | 9,6 | 9,2 | 9,2 |
| Semarang | 84,3 | 83,6 | 80,9 | 73,7 | 72,0 |
| Pekalongan | 24,1 | 23,7 | 22,5 | 20,5 | 20,2 |
| Tegal | 20,3 | 20,3 | 20,1 | 19,4 | 18,6 |
| Provinsi Jawa Tengah | 4.577,0 | 4.506,9 | 4.450,7 | 3.897,2 | 3.743,2 |

Catatan/Note:

...

Sumber/Source:

BPS-Survei Sosial Ekonomi Nasional/BPS-National Socio Economic Survey

Tabel
Table 13.4

**Indeks Pembangunan Manusia Menurut Kabupaten/Kota
di Provinsi Jawa Tengah (ribu), 2015-2019**
**Human Development Index by Regency/Municipality in
Jawa Tengah Province (thousand), 2015-2019**

| Kabupaten/Kota Regency/Municipality | 2015 | 2016 | 2017 | 2018 | 2019 |
|--|--------------|--------------|--------------|--------------|--------------|
| (1) | (2) | (3) | (4) | (5) | (6) |
| Kabupaten/Regency | | | | | |
| Cilacap | 67,77 | 68,6 | 68,90 | 69,56 | 69,98 |
| Banyumas | 69,89 | 70,49 | 70,75 | 71,30 | 71,96 |
| Purbalingga | 67,03 | 67,48 | 67,72 | 68,41 | 68,99 |
| Banjarnegara | 64,73 | 65,52 | 65,86 | 66,54 | 67,34 |
| Kebumen | 66,87 | 67,41 | 68,29 | 68,80 | 69,60 |
| Purworejo | 70,37 | 70,66 | 71,31 | 71,87 | 72,50 |
| Wonosobo | 65,70 | 66,19 | 66,89 | 67,81 | 68,27 |
| Magelang | 67,13 | 67,85 | 68,39 | 69,11 | 69,87 |
| Boyolali | 71,74 | 72,18 | 72,64 | 73,22 | 73,80 |
| Klaten | 73,81 | 73,97 | 74,25 | 74,79 | 75,29 |
| Sukoharjo | 74,53 | 75,06 | 75,56 | 76,07 | 76,84 |
| Wonogiri | 67,76 | 68,23 | 68,66 | 69,37 | 69,98 |
| Karanganyar | 74,26 | 74,9 | 75,22 | 75,54 | 75,89 |
| Sragen | 71,10 | 71,43 | 72,40 | 72,96 | 73,43 |
| Grobogan | 68,05 | 68,52 | 68,87 | 69,32 | 69,86 |
| Blora | 66,22 | 66,61 | 67,52 | 67,95 | 68,65 |
| Rembang | 68,18 | 68,6 | 68,95 | 69,46 | 70,15 |
| Pati | 68,51 | 69,03 | 70,12 | 70,71 | 71,35 |
| Kudus | 72,72 | 72,94 | 73,84 | 74,58 | 74,94 |
| Jepara | 70,02 | 70,25 | 70,79 | 71,38 | 71,88 |
| Demak | 69,75 | 70,1 | 70,41 | 71,26 | 71,87 |
| Semarang | 71,89 | 72,4 | 73,20 | 73,61 | 74,14 |
| Temanggung | 67,07 | 67,6 | 68,34 | 68,83 | 69,56 |
| Kendal | 69,57 | 70,11 | 70,62 | 71,28 | 71,97 |
| Batang | 65,46 | 66,38 | 67,35 | 67,86 | 68,42 |
| Pekalongan | 67,40 | 67,71 | 68,4 | 68,97 | 69,71 |
| Pemalang | 63,70 | 64,17 | 65,04 | 65,67 | 66,32 |
| Tegal | 65,04 | 65,84 | 66,44 | 67,33 | 68,24 |
| Brebes | 63,18 | 63,98 | 64,86 | 65,68 | 66,12 |
| Kota/Municipality | | | | | |
| Magelang | 76,39 | 77,16 | 77,84 | 78,31 | 78,80 |
| Surakarta | 80,14 | 80,76 | 80,85 | 81,46 | 81,86 |
| Salatiga | 80,96 | 81,14 | 81,68 | 82,41 | 83,12 |
| Semarang | 80,23 | 81,19 | 82,01 | 82,72 | 83,19 |
| Pekalongan | 72,69 | 73,32 | 73,77 | 74,24 | 74,77 |
| Tegal | 72,96 | 73,55 | 73,95 | 74,44 | 74,93 |
| Provinsi Jawa Tengah | 69,49 | 69,98 | 70,52 | 71,12 | 71,73 |

Catatan/Note: ...
Sumber/Source: BPS-Survei Sosial Ekonomi Nasional/BPS-National Socio Economic Survey

Tabel
Table 13.5**Persentase Penduduk Miskin Menurut Kabupaten/Kota di
Provinsi Jawa Tengah, 2016-2019**
*Percentage of Poor People by Regency/Municipality in Jawa
Tengah Province, 2016-2019*

| Kabupaten/Kota Regency/Municipality | 2016 | 2017 | 2018 | 2019 |
|--|--------------|--------------|--------------|--------------|
| (1) | (3) | (4) | (5) | (6) |
| Kabupaten/Regency | | | | |
| Cilacap | 14,12 | 13,94 | 11,25 | 10,73 |
| Banyumas | 17,23 | 17,05 | 13,50 | 12,53 |
| Purbalingga | 18,98 | 18,80 | 15,62 | 15,03 |
| Banjarnegara | 17,46 | 17,21 | 15,46 | 14,76 |
| Kebumen | 19,86 | 19,60 | 17,47 | 16,82 |
| Purworejo | 13,91 | 13,81 | 11,67 | 11,45 |
| Wonosobo | 20,53 | 20,32 | 17,58 | 16,63 |
| Magelang | 12,67 | 12,42 | 11,23 | 10,67 |
| Boyolali | 12,09 | 11,96 | 10,04 | 9,53 |
| Klaten | 14,46 | 14,15 | 12,96 | 12,28 |
| Sukoharjo | 9,07 | 8,75 | 7,41 | 7,14 |
| Wonogiri | 13,12 | 12,90 | 10,75 | 10,25 |
| Karanganyar | 12,49 | 12,28 | 10,01 | 9,55 |
| Sragen | 14,38 | 14,02 | 13,12 | 12,79 |
| Grobogan | 13,57 | 13,27 | 12,31 | 11,77 |
| Blora | 13,33 | 13,04 | 11,90 | 11,32 |
| Rembang | 18,54 | 18,35 | 15,41 | 14,95 |
| Pati | 11,65 | 11,38 | 9,90 | 9,46 |
| Kudus | 7,65 | 7,59 | 6,98 | 6,68 |
| Jepara | 8,35 | 8,12 | 7,00 | 6,66 |
| Demak | 14,10 | 13,41 | 12,54 | 11,86 |
| Semarang | 7,99 | 7,78 | 7,29 | 7,04 |
| Temanggung | 11,60 | 11,46 | 9,87 | 9,42 |
| Kendal | 11,37 | 11,10 | 9,84 | 9,41 |
| Batang | 11,04 | 10,80 | 8,69 | 8,35 |
| Pekalongan | 12,90 | 12,61 | 10,06 | 9,71 |
| Pemalang | 17,58 | 17,37 | 16,04 | 15,41 |
| Tegal | 10,10 | 9,90 | 7,94 | 7,64 |
| Brebes | 19,47 | 19,14 | 17,17 | 16,22 |
| Kota/Municipality | | | | |
| Magelang | 8,79 | 8,75 | 7,87 | 7,46 |
| Surakarta | 10,88 | 10,65 | 9,08 | 8,70 |
| Salatiga | 5,24 | 5,07 | 4,84 | 4,76 |
| Semarang | 4,85 | 4,62 | 4,14 | 3,98 |
| Pekalongan | 7,92 | 7,47 | 6,75 | 6,60 |
| Tegal | 8,20 | 8,11 | 7,81 | 7,47 |
| Provinsi Jawa Tengah | 13,27 | 13,01 | 11,32 | 10,80 |

Catatan/Note:

...

Sumber/Source:

BPS-Survei Sosial Ekonomi Nasional/BPS-National Socio Economic Survey

Tabel 13.6
Table

Tingkat Pengangguran Terbuka dan Tingkat Partisipasi Angkatan Kerja (TPAK) Menurut Kabupaten/Kota di Provinsi Jawa Tengah, 2017-2019
Unemployment Rate (UR) and Labour Force Participation Rate (LFPR) by Regency/Municipality in Jawa Tengah Province, 2017-2019

| Kabupaten/Kota Regency/Municipality | TPT/ UR | | | TPAK/ LFPR | | |
|--|-------------|-------------|-------------|--------------|--------------|--------------|
| | 2017 | 2018 | 2019 | 2017 | 2018 | 2019 |
| (1) | (2) | (3) | (4) | (5) | (6) | (7) |
| Kabupaten/Regency | | | | | | |
| Cilacap | 6,30 | 7,48 | 7,31 | 66,22 | 62,37 | 65,11 |
| Banyumas | 4,62 | 4,19 | 4,21 | 65,19 | 67,50 | 67,10 |
| Purbalingga | 5,33 | 6,06 | 4,78 | 71,68 | 70,33 | 67,88 |
| Banjarnegara | 4,72 | 4,00 | 4,47 | 70,95 | 71,78 | 69,85 |
| Kebumen | 5,58 | 5,52 | 4,76 | 66,84 | 65,53 | 68,48 |
| Purworejo | 3,64 | 4,51 | 2,96 | 64,48 | 66,63 | 66,62 |
| Wonosobo | 4,18 | 3,44 | 3,47 | 72,37 | 72,19 | 71,91 |
| Magelang | 2,44 | 2,91 | 3,12 | 74,49 | 71,28 | 74,55 |
| Boyolali | 3,67 | 2,16 | 3,12 | 69,96 | 72,14 | 72,39 |
| Klaten | 4,35 | 3,11 | 3,55 | 66,93 | 66,81 | 68,79 |
| Sukoharjo | 2,27 | 2,78 | 3,40 | 67,29 | 68,16 | 68,17 |
| Wonogiri | 2,38 | 2,28 | 2,54 | 71,22 | 74,99 | 69,67 |
| Karanganyar | 3,17 | 2,34 | 3,15 | 70,24 | 70,22 | 69,92 |
| Sragen | 4,55 | 4,82 | 3,34 | 71,12 | 66,96 | 67,43 |
| Grobogan | 3,02 | 2,24 | 3,59 | 72,15 | 70,63 | 69,10 |
| Blora | 2,85 | 3,26 | 3,89 | 70,21 | 72,81 | 68,35 |
| Rembang | 3,19 | 2,87 | 3,69 | 70,78 | 67,46 | 66,06 |
| Pati | 3,83 | 3,61 | 3,74 | 66,83 | 66,52 | 65,90 |
| Kudus | 3,56 | 3,33 | 3,86 | 71,75 | 71,98 | 71,83 |
| Jepara | 4,84 | 3,78 | 2,97 | 69,85 | 68,75 | 68,24 |
| Demak | 4,47 | 7,16 | 5,46 | 67,73 | 70,71 | 67,48 |
| Semarang | 1,78 | 2,28 | 2,58 | 76,37 | 72,22 | 74,38 |
| Temanggung | 2,97 | 3,24 | 2,99 | 74,37 | 73,96 | 76,09 |
| Kendal | 4,93 | 6,06 | 6,31 | 66,49 | 66,10 | 67,71 |
| Batang | 5,82 | 4,23 | 4,16 | 67,70 | 70,05 | 68,53 |
| Pekalongan | 4,39 | 4,41 | 4,43 | 70,98 | 70,32 | 70,90 |
| Pemalang | 5,59 | 6,21 | 6,50 | 65,57 | 65,01 | 66,14 |
| Tegal | 7,33 | 8,45 | 8,21 | 66,41 | 65,26 | 66,24 |
| Brebes | 8,04 | 7,27 | 7,43 | 67,42 | 67,03 | 65,93 |
| Kota/ Municipality | | | | | | |
| Magelang | 6,68 | 4,88 | 4,43 | 65,32 | 68,64 | 64,62 |
| Surakarta | 4,47 | 4,39 | 4,18 | 66,10 | 65,62 | 68,93 |
| Salatiga | 3,96 | 4,28 | 4,43 | 70,53 | 71,75 | 66,49 |
| Semarang | 6,61 | 5,29 | 4,54 | 69,87 | 65,56 | 66,42 |
| Pekalongan | 5,05 | 6,13 | 5,77 | 69,28 | 70,21 | 72,32 |
| Tegal | 8,19 | 7,94 | 8,07 | 66,33 | 65,24 | 69,38 |
| Provinsi Jawa Tengah | 4,57 | 4,51 | 4,49 | 69,11 | 68,56 | 68,62 |

Catatan/Note: ...
Sumber/Source: BPS-Survei Sosial Ekonomi Nasional/BPS-National Socio Economic Survey

Tabel 13.7
Table

Jumlah Penduduk Berumur 15 Tahun Keatas Menurut Kabupaten/Kota dan Jenis Kegiatan Selama Seminggu yang Lalu di Provinsi Jawa Tengah, 2019
Number of Population Aged 15 Years and Over by Regency/Municipality and Type of Activity During Previous Week in Jawa Tengah Province, 2019

| Kabupaten/Kota Regency/Municipality | Angkatan Kerja/Economically Active | | | Bukan Angkatan Kerja Economically Inactive |
|--|------------------------------------|---------------------------------------|-------------------|---|
| | Bekerja Working | Pengang-guran Terbuka Unemployment | Jumlah Total | |
| (1) | (2) | (3) | (4) | (5) |
| Kabupaten/Regency | | | | |
| Cilacap | 780 198 | 61 491 | 841 689 | 450 964 |
| Banyumas | 832 017 | 36 536 | 868 553 | 425 859 |
| Purbalingga | 454 098 | 22 798 | 476 896 | 225 637 |
| Banjarnegara | 467 345 | 21 876 | 489 221 | 211 172 |
| Kebumen | 587 170 | 29 324 | 616 494 | 283 746 |
| Purworejo | 360 965 | 11 029 | 371 994 | 186 366 |
| Wonosobo | 411 532 | 14 799 | 426 331 | 166 540 |
| Magelang | 717 957 | 23 144 | 741 101 | 252 938 |
| Boyolali | 534 762 | 17 244 | 552 006 | 210 553 |
| Klaten | 616 528 | 22 686 | 639 214 | 290 029 |
| Sukoharjo | 460 954 | 16 243 | 477 197 | 222 804 |
| Wonogiri | 525 718 | 13 715 | 539 433 | 234 847 |
| Karanganyar | 466 565 | 15 181 | 481 746 | 207 214 |
| Sragen | 454 179 | 15 716 | 469 895 | 226 968 |
| Grobogan | 701 466 | 26 122 | 727 588 | 325 365 |
| Blora | 444 769 | 18 004 | 462 773 | 214 272 |
| Rembang | 318 264 | 12 185 | 330 449 | 169 767 |
| Pati | 626 261 | 24 312 | 650 573 | 336 622 |
| Kudus | 465 810 | 18 720 | 484 530 | 190 055 |
| Jepara | 628 994 | 19 239 | 648 233 | 301 705 |
| Demak | 556 013 | 32 127 | 588 140 | 283 473 |
| Semarang | 594 981 | 15 752 | 610 733 | 210 416 |
| Temanggung | 441 632 | 13 610 | 455 242 | 143 079 |
| Kendal | 472 712 | 31 823 | 504 535 | 240 640 |
| Batang | 385 747 | 16 755 | 402 502 | 184 830 |
| Pekalongan | 449 772 | 20 871 | 470 643 | 193 160 |
| Pemalang | 595 019 | 41 354 | 636 373 | 325 727 |
| Tegal | 645 698 | 57 742 | 703 440 | 358 571 |
| Brebes | 823 181 | 66 056 | 889 237 | 459 610 |
| Kota/ Municipality | | | | |
| Magelang | 60 048 | 2 781 | 62 829 | 34 400 |
| Surakarta | 274 808 | 12 003 | 286 811 | 129 299 |
| Salatiga | 97 782 | 4 528 | 102 310 | 51 558 |
| Semarang | 907 937 | 43 198 | 951 135 | 480 759 |
| Pekalongan | 158 635 | 9 709 | 168 344 | 64 425 |
| Tegal | 121 636 | 10 682 | 132 318 | 58 393 |
| Provinsi Jawa Tengah | 17 441 153 | 819 355 | 18 260 508 | 8 351 763 |

Catatan/Note:

...

Sumber/Source: Survei Angkatan Kerja Nasional Agustus/ August National Labor Force Survey



Sensus
Penduduk
2020

#MencatatIndonesia

DATA

MENCERDASKAN BANGSA

Enlighten The Nation



**BADAN PUSAT STATISTIK
KABUPATEN KLATEN
BPS-STATISTICS OF KLATEN REGENCY**

Jl. Merapi No. 6 klaten Selatan
Telp.: (0272) 321689

Homepage: <http://klatenkab.bps.go.id>, E-mail: bps3310@bps.go.id

ISSN 0215-5893



9 770215 589003