



KABUPATEN
ACEH TIMUR
DALAM ANGKA

Aceh Timur Regency in Figures

2018



BADAN PUSAT STATISTIK KABUPATEN ACEH TIMUR
BPS - STATISTICS OF ACEH TIMUR REGENCY



<https://lka>

KABUPATEN

ACEH TIMUR DALAM ANGKA

Aceh Timur Regency in Figures



2018

Kabupaten Aceh Timur Dalam Angka

Aceh Timur Regency in Figures

2018

ISSN: 2477-0418

No. Publikasi/*Publication Number*: 11051803

Katalog/*Catalog*: 1102001.1105

Ukuran Buku/*Book Size*: 14,8 cm x 21 cm

Jumlah Halaman/*Number of Pages*: I + 550 halaman /*pages*

Naskah/*Manuscript*:

Badan Pusat Statistik Kabupaten Aceh Timur

BPS-Statistics of Aceh Timur Regency

Gambar Kover oleh/*Cover Designed by*:

Badan Pusat Statistik Kabupaten Aceh Timur

BPS-Statistics of Aceh TimurRegency

Ilustrasi Kover/*Cover Illustration*:

Kegiatan Survei Ubinan di Kecamatan Idi Tunong /*Ubinan Survey in Idi Tunong*

Subdistrict

Diterbitkan oleh/*Published by*:

© BPS KabupatenAceh Timur/*BPS-Statistics of Aceh Timur Regency*

**Dilarang mengumumkan, mendistribusikan, mengomunikasikan, dan/atau
menggandakan sebagian atau seluruh isi buku ini untuk tujuan komersial tanpa izin
tertulis dari Badan Pusat Statistik Kabupaten Aceh Timur**

*Prohibited to announce, distribute, communicate, and/or copy part or all of this book
for commercial purpose without permission from BPS-Statistics of Aceh Timur Regency*

KEPALA BPS KABUPATEN ACEH TIMUR
CHIEF STATISTICIAN OF ACEH TIMUR REGENCY



Syarbeni, MSi



KATA PENGANTAR

Aceh Timur Dalam Angka 2018 merupakan publikasi tahunan yang diterbitkan oleh BPS Kabupaten Aceh Timur. Disadari bahwa publikasi ini belum sepenuhnya memenuhi harapan pihak pemakai data khususnya para perencana, namun diharapkan dapat membantu melengkapi penyusunan rencana pembangunan di Kabupaten Aceh Timur.

Publikasi ini dapat terwujud berkat kerja sama dan bantuan dari berbagai pihak baik instansi pemerintah maupun swasta. Kepada semua pihak yang telah memberikan bantuan disampaikan penghargaan dan terima kasih yang sebesar –besarnya.

Walaupun publikasi ini telah disiapkan sebaik-baiknya, namun disadari masih ada kekurangan dan kesalahan yang terjadi. Untuk perbaikan publikasi ini, tanggapan dan saran yang bersifat konstruktif dari para pemakai sangat diharapkan.

Idi, Agustus 2018

Kepala BPS

Kabupaten Aceh Timur

Syarbeni, MSi




Aceh Timur in Figures 2018 is an annual publication written by BPS Regency of Aceh Timur. Honestly, this publication has not perfect yet and has not filled the user's hope, especially for the planners yet, but hopefully it can help to equip compilation of development planning in this new regency.

This comprehensive publication has been made possible with the assistance and contribution from several governmental institutions and private organizations. To all parties who have been involved in the preparation of this publication, I would like to express my sincerest appreciation and gratitude.

Comments and constructive suggestions for the improvement of this publication are always welcome.

*Idi, Agust 2018
Chief Statistician of
Aceh Timur Regency*



Syarbeni, MSi

DAFTAR ISI/CONTENTS

| | halaman page |
|--|-----------------|
| Peta Wilayah Kabupaten Aceh Timur | iii |
| <i>Map Of Aceh Timur Regency</i> | iii |
| Kepala BPS Kabupaten Aceh Timur | v |
| <i>Chief Statistician Of Aceh Timur Regency</i> | v |
| Kata Pengantar | vii |
| <i>Preface</i> | viii |
| Daftar Isi/ <i>Contents</i> | ix |
| Daftar Tabel/ <i>List Of Tables</i> | xi |
| Daftar Gambar/ <i>List Of Figures</i> | xlviii |
| Penjelasan Umum/ <i>Explanatory Notes</i> | I |
| 1 Geografi dan Iklim..... | 1 |
| <i>Geography and Climate</i> | 1 |
| 1.1 Geografi/ <i>Geography</i> | 7 |
| 1.2 Iklim/ <i>Climate</i> | 11 |
| 2 Pemerintahan | 13 |
| <i>Government</i> | 183 |
| 2.1 Wilayah Administratif/ <i>Administrative Area</i> | 20 |
| 2.2 Dewan Perwakilan Rakyat Daerah/ <i>The Regional House Of Representative</i> | 43 |
| 2.3 Pegawai Negeri Sipil/ <i>Civil Servants</i> | 48 |
| 3 Kependudukan dan Ketenagakerjaan | 69 |
| <i>Population and Employment</i> | 69 |
| 3.1 Kependudukan/ <i>Population</i> | 78 |
| 3.2 Ketenagakerjaan/ <i>Employment</i> | 92 |
| 4 Sosial | 105 |
| <i>Social</i> | 105 |
| 4.1 Pendidikan/ <i>Education</i> | 118 |

| | | |
|-----|--|-----|
| 4.2 | Kesehatan/ <i>Health</i> | 167 |
| 4.3 | Agama/ <i>Religion</i> | 199 |
| 4.4 | Kriminalitas/ <i>Crime</i> | 207 |
| 4.5 | Kemiskinan/ <i>Poverty</i> | 236 |
| 4.6 | Sosial Lainnya/ <i>Other</i> | 237 |
| 5 | Pertanian | 257 |
| | <i>Agriculture</i> | 257 |
| 5.1 | Tanaman Pangan/ <i>Food Crops</i> | 265 |
| 5.2 | Hortikultura/ <i>Horticulture</i> | 283 |
| 5.3 | Perkebunan/ <i>Estate Crops</i> | 341 |
| 5.4 | Peternakan/ <i>Lives Stock</i> | 355 |
| 5.5 | Perikanan/ <i>Fishery</i> | 382 |
| 6 | Industri, Pertambangan, Energi, dan Konstruksi | 407 |
| | <i>Industry, Mining, Energy, And Construction</i> | 407 |
| 6.1 | Industri/ <i>Industry</i> | 413 |
| 6.2 | Energi/ <i>Energy</i> | 420 |
| 7 | Perdagangan | 427 |
| | <i>Trade</i> | 427 |
| 8 | Hotel dan Pariwisata | 447 |
| | <i>Hotel and Tourism</i> | 447 |
| 9 | Transportasi dan Komunikasi..... | 459 |
| | <i>Transportation and Communication</i> | 459 |
| 9.1 | Transportasi/ <i>Transportation</i> | 464 |
| 9.2 | Komunikasi/ <i>Communication</i> | 470 |
| 10 | Keuangan Daerah / <i>Local Finance</i> | 477 |
| | <i>Local Finance</i> | 477 |
| 11 | Pengeluaran Penduduk dan Konsumsi Makanan | 505 |
| | <i>Population Expenditure and Food Consumption</i> | 505 |
| 12 | Pendapatan Regional | 515 |
| | <i>Regional Income</i> | 515 |
| 13 | Perbandingan Kabupaten/ Kota..... | 537 |
| | <i>Regency/ Municipality Comparison</i> | 537 |

DAFTAR TABEL/LIST OF TABLES

| | halaman page |
|------------|--|
| 1 | GEOGRAFI DAN IKLIM/GEOGRAPHY AND CLIMATE 1 |
| 1.1 | GEOGRAFI/GEOGRAPHY |
| 1.1.1 | Luas Wilayah Menurut Kecamatan di Kabupaten Aceh Timur, 2017/ <i>Total Area by Subdistrict in Aceh Timur Regency, 2017</i> 7 |
| 1.1.2 | Tinggi Wilayah di Atas Permukaan Laut (DPL) Menurut Kecamatan di Kabupaten Aceh Timur, 2017/ <i>Height Above Mean Sea Level (AMSL) by Subdistrict in Aceh Timur Regency, 2017</i> 8 |
| 1.1.3 | Jarak dari Ibukota Kecamatan ke Ibukota Kabupaten di Kabupaten Aceh Timur (km), 2017/ <i>Distance between Subdistrict Capital and Regency Capital in Aceh Timur Regency (km), 2017</i> 9 |
| 1.1.4 | Jumlah Desa Berbatasan Laut dan Panjang Garis Pantai Menurut Kecamatan di Kabupaten Aceh Timur (km), 2017/ <i>Number of Coastal Villages and Long Beach Lines by Subdistrict in Aceh Timur Regency (km), 2017</i> 10 |
| 1.2 | IKLIM/CLIMATE |
| 1.2.1 | Jumlah Curah Hujan dan Hari Hujan Menurut Bulan di Kabupaten Aceh Timur, 2017/ <i>Amount of Precipitation and Number of Rainy Days by Month in Aceh Timur Regency, 2017</i> 11 |
| 1.2.2 | Jumlah Curah Hujan, Hari Hujan, dan Rata – Rata Curah Hujan Kabupaten Aceh Timur, 2017/ <i>Number of Rainfall, Rain Day, and Average of Rainfall in Aceh Timur, 2017</i> 12 |
| 2 | PEMERINTAHAN/GOVERNMENT 13 |
| 2.1 | WILAYAH ADMINISTRATIF/ADMINISTRATIVE AREA |
| 2.1.1 | Jumlah Mukim dan Desa Menurut Kecamatan di Kabupaten Aceh Timur, 2017/ <i>Number of Mukim and Villages by Subdistrict in Aceh Timur Regency, 2017</i> 20 |

| | | |
|------------|---|----|
| 2.1.2 | Nama Camat Menurut Kecamatan di Kabupaten Aceh Timur, 2018*/ <i>Name Chief of Subdistrict in Aceh Timur Regency, 2018*</i> | 21 |
| 2.1.3 | Nama Ibukota, Jumlah Desa Berdasarkan Kategori Desa dan Kelurahan, 2017/ <i>Capital Sub District Name, Number of Villages by Category of Desa and Kelurahan, 2017</i> | 22 |
| 2.1.4 | Nama Gampong, 2017/ <i>Name of Village, 2017</i> | 23 |
| 2.2 | DEWAN PERWAKILAN RAKYAT DAERAH/THE REGIONAL HOUSE OF REPRESENTATIVE | |
| 2.2.1 | Jumlah Anggota DPRD Menurut Fraksi Partai Politik, Komisi dan Jenis Kelamin di Kabupaten Aceh Timur, 2017/ <i>Number of Members of The Regional House of Representatives by Fraction of Political Parties, Comition and Sex in Aceh Timur Regency, 2017..</i> | 43 |
| 2.2.2 | Nama, Pendidikan, Umur, dan Asal Partai Anggota DPRD Kabupaten Aceh Timur, 2017/ <i>Name, Education, Age, and Party of Aceh Timur's Parliamentary Member, 2017...</i> | 44 |
| 2.2.3 | Jumlah Sidang / Rapat DPRD Menurut Jenisnya, 2013 – 2017/ <i>Number of Parliament Meetings by Kinds of Meetings, 2013-2017..</i> | 46 |
| 2.2.4 | Jumlah Keputusan DPRD Menurut Jenisnya, 2013 – 2017/ <i>Number of Parliament Decisions by Kinds of Decisions, 2013 - 2017..</i> | 47 |
| 2.3 | PEGAWAI NEGERI SIPIL/CIVIL SERVANTS | |
| 2.3.1 | Jumlah Pegawai Negeri Sipil Menurut Dinas/Instansi Pemerintah dan Jenis Kelamin di Kabupaten Aceh Timur, 2017/ <i>Number of Civil Servants by Institution/Office and Sex in Aceh Timur Regency, 2017..</i> | 48 |
| 2.3.2 | Jumlah Pegawai Negeri Sipil Menurut Pendidikan Tertinggi yang Ditamatkan dan Jenis Kelamin di Kabupaten Aceh Timur, 2017/ <i>Number of Civil Servants by Educational Attainment and Sex in Aceh Timur Regency, 2017.</i> | 51 |

| | | |
|-------|---|----|
| 2.3.3 | Jumlah Pegawai Negeri Sipil Menurut Dinas/Instansi Pemerintah dan Pendidikan Tertinggi di Kabupaten Aceh Timur, 2016/ <i>Number of Civil Servants by Institution/Office and Sex in Aceh Timur Regency, 2017</i> | 52 |
| 2.3.4 | Jumlah Pegawai Negeri Sipil Menurut Golongan Kepangkatan dan Jenis Kelamin di Kabupaten Aceh Timur, 2016/ <i>Number of Civil Servants by Hierarchy and Sex in Aceh Timur Regency, 2017</i> .. | 58 |
| 2.3.5 | Jumlah Pegawai Negeri Sipil Menurut Dinas/Instansi Pemerintah dan Golongan PNS di Kabupaten Aceh Timur, 2017/ <i>Number of Civil Servants by Institution/Office and Hierarchy in Aceh Timur Regency, 2017</i> .. | 59 |
| 2.3.6 | Jumlah Pejabat Struktural Pegawai Negeri Sipil Menurut Dinas/Instansi Pemerintah dan Eselon di Kabupaten Aceh Timur, 2017/ <i>Number of Structural Officers of Civil Servants According to the Government and Echelon in Aceh Timur Regency, 2017</i> | 62 |
| 2.3.7 | Banyaknya Pegawai Negeri Sipil Daerah Kantor Kecamatan Menurut Pendidikan, 2017/ <i>Number of Subdistrict Office Civil Servant by Education, 2017</i> .. | 65 |
| 2.3.8 | Banyaknya Pegawai Negeri Sipil Daerah Kantor Kecamatan Menurut Golongan, 2017/ <i>Number of Subdistrict Office Civil Servant by Hierarchy, 2017</i> | 67 |
| 2.3.9 | Banyaknya Pegawai Negeri Sipil Daerah Guru, Tenaga Administrasi dan Realisasi Pensiun Menurut Golongan, 2017/ <i>Number of Teacher, Admintration Staff and Realisation Pension of Office Civil Servant by Hierarchy, 2017</i> | 68 |

3 KEPENDUDUKAN DAN KETENAGAKERJAAN/POPULATION AND EMPLOYMENT 69

3.1 KEPENDUDUKAN/POPULATION

| | |
|-------|---|
| 3.1.1 | Jumlah Penduduk dan Laju Pertumbuhan Penduduk Menurut Kecamatan di Kabupaten Aceh Timur Tahun 2010, 2016, dan |
|-------|---|

| | | |
|--------|--|----|
| | <i>2017/Population and Population Growth Rate by Subdistrict in Aceh Timur Regency, 2010, 2016, and 2017</i> | 78 |
| 3.1.2 | Jumlah Penduduk dan Rasio Jenis Kelamin Menurut Kecamatan di Kabupaten Aceh Timur, 2017/ <i>Population and Sex Ratio by Subdistrict in Aceh Timur Regency, 2017</i> | 79 |
| 3.1.3 | Distribusi dan Kepadatan Penduduk Menurut Kecamatan di Kabupaten Aceh Timur, 2017/ <i>Population Distribution and Density by Subdistrict in Aceh Timur Regency, 2017...</i> | 80 |
| 3.1.4 | Jumlah Penduduk Menurut Kelompok Umur dan Jenis Kelamin di Kabupaten Aceh Timur, 2017/ <i>Population by Age Group and Sex in Aceh Timur Regency, 2017...</i> | 81 |
| 3.1.5 | Jumlah Penduduk Kabupaten Aceh Timur, 2012-2017/ <i>Population in Aceh Timur Regency, 2012-2017...</i> | 82 |
| 3.1.6 | Jumlah Rumah Tangga Kabupaten Aceh Timur, 2012-2017/ <i>Number of Household in Aceh Timur Regency, 2012-2017...</i> | 83 |
| 3.1.7 | Luas Wilayah, Jumlah Penduduk, Rumah Tangga, Kepadatan, dan Rata – rata Anggota Rumah Tangga (ART), 2017/ <i>Number of Land Area, Population, Household, Density, and Average of Household Member, 2017...</i> | 84 |
| 3.1.8 | Jumlah Pengurusan Akte Kelahiran Menurut Bulan, 2017/ <i>Number of Registrations Birth Issuesby Month, 2017.</i> | 85 |
| 3.1.9 | Jumlah Pengurusan Akte Kelahiran Menurut Kecamatan, 2017/ <i>Number of Registrations Birth Issuesby Sub District, 2017.....</i> | 86 |
| 3.1.10 | Jumlah Permohonan dan Realisasi Penerbitan Akte Kelahiran, 2017/ <i>Number of Birth Act Applicant and Realization, 2017.....</i> | 87 |
| 3.1.11 | Jumlah Penduduk Pindah, Keluar dan Masuk yang tercatat di Kecamatan, 2017/ <i>Number of Emigration and Imigration Registered in Sub District, 2017.....</i> | 88 |
| 3.1.12 | Jumlah Penduduk Wajib Memiliki KTP, 2017/ <i>Number of Citizens Must Have Personal Identity Card, 2017...</i> | 89 |

| | | |
|--------|--|----|
| 3.1.13 | Jumlah Penduduk dan Luas Lahan Lokasi Transmigrasi di Kabupaten Aceh Timur, 2017/ <i>Number of Population and Land Area of Transmigration Location in Aceh Timur Regency, 2017</i> | 90 |
|--------|--|----|

3.2 KETENAGAKERJAAN/EMPLOYMENT

| | | |
|-------|--|----|
| 3.2.1 | Jumlah Penduduk Berumur 15 Tahun Keatas Menurut Jenis Kegiatan Selama Seminggu yang Lalu dan Jenis Kelamin di Kabupaten Aceh Timur, 2017/ <i>Population Aged 15 Years and Over by Type of Activity During The Previous Week and Sex in Aceh Timur Regency, 2017</i> .. | 92 |
| 3.2.2 | Jumlah Penduduk Berumur 15 Tahun Ke Atas Menurut Pendidikan Tertinggi yang Ditamatkan dan Jenis Kegiatan Selama Seminggu yang Lalu di Kabupaten Aceh Timur, 2017/ <i>Population Aged 15 Years and Over by Educational Attainment and Type of Activity During The Previous Week in Aceh Timur Regency, 2017</i> | 93 |
| 3.2.3 | Jumlah Penduduk Berumur 15 Tahun Keatas Yang Bekerja Selama Seminggu Yang Lalu Menurut Kelompok Umur Dan Jenis Kelamin Di Kabupaten Aceh Timur, 2017/ <i>Population Aged 15 Years and Over Who Worked During the Previous Week by Age Group and Sex in Aceh Timur Regency, 2017</i> | 94 |
| 3.2.4 | Jumlah Penduduk Berumur 15 Tahun Ke Atas yang Bekerja Selama Seminggu yang Lalu Menurut Lapangan Pekerjaan Utama dan Jenis Kelamin di Kabupaten Aceh Timur, 2017/ <i>Population Aged 15 Years and Over Who Worked During the Previous Week by Main Industry and Sex in Aceh Timur Regency, 2017</i> .. | 95 |
| 3.2.5 | Jumlah Penduduk Berumur 15 Tahun Ke Atas yang Bekerja Selama Seminggu yang Lalu Menurut Jumlah Jam Kerja Seluruhnya dan Jenis Kelamin di Kabupaten Aceh Timur, 2017/ <i>Population Aged 15 Years and Over Who Worked During the Previous Week by Total Working Hours and Sex in Aceh Timur Regency, 2017</i> | 96 |
| 3.2.6 | Jumlah Penduduk Berumur 15 Tahun Ke Atas yang Bekerja Selama Seminggu yang Lalu Menurut Jumlah Jam Kerja Pada Pekerjaan | |

| | | |
|--------|--|-----|
| | Utama dan Jenis Kelamin di Kabupaten Aceh Timur, 2017/ <i>Population Aged 15 Years and Over Who Worked During the Previous Week by Number of Working Hours on Main Industry and Sex in Aceh Timur Regency, 2017..</i> | 97 |
| 3.2.7 | Jumlah Penduduk Berumur 15 Tahun Ke Atas yang Bekerja Selama Seminggu yang Lalu Menurut Status Pekerjaan Utama dan Jenis Kelamin di Kabupaten Aceh Timur, 2017/ <i>Population Aged 15 Years and Over Who Worked During the Previous Week by Main Employment Status and Sex in Aceh Timur Regency, 2017..</i> | 98 |
| 3.2.8 | Jumlah Pencari Kerja Terdaftar Menurut Tingkat Pendidikan Tertinggi yang Ditamatkan dan Jenis Kelamin di Kabupaten Aceh Timur, 2017/ <i>Number of Registered Job Applicants by Educational Attainment and Sex in Aceh Timur Regency, 2017.....</i> | 99 |
| 3.2.9 | Jumlah Perusahaan yang Terdaftar, Tenaga Kerja Menurut Lapangan Usaha, Kewarganegaraan dan Jenis Kelamin di Kabupaten Aceh Timur, 2017/ <i>Number of Registered Company, Employee by Fields, Citizenship and Sex in Aceh Timur Regency, 2017..</i> | 100 |
| 3.2.10 | Jumlah Perusahaan yang Terdaftar dan Perusahaan Peserta Jamsostek di Kabupaten Aceh Timur, 2017/ <i>Number of Registered Company and Competitor Jamsostek Company in Aceh Timur Regency, 2017..</i> | 101 |
| 3.2.11 | Jumlah Pencari Kerja Terdaftar Menurut Jenis Kelamin di Kabupaten Aceh Timur, 2017/ <i>Number of Registered Job Seeker by Sex in Aceh Timur Regency, 2017...</i> | 102 |
| 3.2.12 | Jumlah Pengangguran Menurut Tingkat Pendidikan dan Kecamatan di Kabupaten Aceh Timur, 2017/ <i>Number of Unemployment by Education and Sub District in Aceh Timur Regency, 2017.....</i> | 103 |

| | | |
|------------|--|------------|
| 3.2.13 | Jumlah Peserta Pelatihan Keterampilan Instiusional Pada Loka Karya Usaha Kecil & Menengah Menurut Jenis Pelatihan di Kabupaten Aceh Timur, 2017/ <i>Number of Institutional Training Compatitor at Small and Medium Industry Training by Kind of Training in Aceh Timur Regency, 2017</i> | 104 |
| 4 | SOSIAL/ SOCIAL | 105 |
| 4.1 | PENDIDIKAN/EDUCATION | |
| 4.1.1 | Persentase Penduduk Usia 7–24 Tahun Menurut Jenis Kelamin, Kelompok Umur Sekolah, dan Partisipasi Sekolah di Kabupaten Aceh Timur, 2017/ <i>Percentage of Population Aged 7-24 Years by Sex, Age Group, and School Participation in Aceh Timur Regency, 2017</i> | 118 |
| 4.1.2 | Angka Partisipasi Murni (APM) dan Angka Partisipasi Kasar (APK) Menurut Jenjang Pendidikan di Kabupaten Aceh Timur, 2017/ <i>Net Enrolment Rate and Gross Enrolment Rate by Educational Level in Aceh Timur Regency, 2017</i> | 119 |
| 4.1.3 | Jumlah Sekolah, Kelas, Murid, Guru, dan Rasio Murid-Guru Sekolah Dasar (SD)Menurut Kecamatan di Kabupaten Aceh Timur, Semester Ganjil Tahun Ajaran 2017/2018/ <i>Number of Schools, Class, Pupils, Teachers, and School-Teacher Ratio of State Schools by Subdistrict in Aceh Timur Regency, Odd Semester of the School Year 2017/2018</i> | 120 |
| 4.1.4 | Jumlah Sekolah,Kelas, Murid, Guru, dan Rasio Murid-Guru Madrasah Ibtidaiyah (MI) Negeri Menurut Kecamatan di Kabupaten Aceh Timur, 2017/ <i>Number of Schools,Class, Pupils, Teachers, and School-Teacher Ratio of State Madrasah Ibtidaiyah (MI) by Subdistrict in Aceh Timur Regency, 2017</i> | 121 |
| 4.1.5 | Jumlah Sekolah, Kelas, Murid, Guru, dan Rasio Murid-Guru Madrasah Ibtidaiyah (MI) Swasta Menurut Kecamatan di Kabupaten Aceh Timur, 2017/ <i>Number of Schools, Class, Pupils,</i> | |

| | | |
|--------|--|-----|
| | <i>Teachers, and School-Teacher Ratio of Private Madrasah Ibtidaiyah (MI) by Subdistrict in Aceh Timur Regency, 2017..</i> | 122 |
| 4.1.6 | Jumlah Sekolah, Kelas, Murid, Guru, dan Rasio Murid-Guru Sekolah Menengah Pertama (SMP) Menurut Kecamatan di Kabupaten Aceh Timur, Semester Ganjil Tahun Ajaran 2017/2018/ <i>Number of Schools, Pupils, Teachers, and School-Teacher Ratio of Junior High Schools by Subdistrict in Aceh Timur Regency, Odd Semester of the School Year 2017/2018..</i> | 123 |
| 4.1.7 | Jumlah Sekolah, Kelas, Murid, Guru, dan Rasio Murid-Guru Madrasah Tsanawiyah (MTs) Negeri Menurut Kecamatan di Kabupaten Aceh Timur, 2017/ <i>Number of Schools, Class, Pupils, Teachers, and School-Teacher Ratio of State Madrasah Tsanawiyah (MTs) by Subdistrict in Aceh Timur Regency, 2017..</i> | 124 |
| 4.1.8 | Jumlah Sekolah, Kelas, Murid, Guru, dan Rasio Murid-Guru Madrasah Tsanawiyah (MTs) Swasta Menurut Kecamatan di Kabupaten Aceh Timur, 2017/ <i>Number of Schools, Class, Pupils, Teachers, and School-Teacher Ratio of Private Madrasah Tsanawiyah (MTs) by Subdistrict in Aceh Timur Regency, 2017..</i> | 125 |
| 4.1.9 | Jumlah Sekolah, Kelas, Murid, Guru, dan Rasio Murid-Guru Sekolah Menengah Atas (SMA) Menurut Kecamatan di Kabupaten Aceh Timur, Semester Ganjil Tahun Ajaran 2017/2018/ <i>Number of Schools, Class, Pupils, Teachers, and School-Teacher Ratio of Senior High Schools by Subdistrict in Aceh Timur Regency, Odd Semester of School Year 2017/2018 ..</i> | 126 |
| 4.1.10 | Jumlah Sekolah, Kelas, Murid, Guru, dan Rasio Murid-Guru Sekolah Menengah Kejuruan (SMK) Menurut Kecamatan di Kabupaten Aceh Timur, Semester Ganjil Tahun Ajaran 2017/2018/ <i>Number of Schools, Class, Pupils, Teachers, and School-Teacher Ratio of Vocational Senior High Schools by Subdistrict in Aceh Timur Regency, Odd Semester of School Year 2017/2018.....</i> | 127 |

| | | |
|--------|---|-----|
| 4.1.11 | Jumlah Sekolah, Kelas, Murid, Guru, dan Rasio Murid-Guru Madrasah Aliyah Negeri Menurut Kecamatan di Kabupaten Aceh Timur, 2017/ <i>Number of Schools, Class, Pupils, Teachers, and School-Teacher Ratio of State Senior High Schools by Subdistrict in Aceh Timur Regency, 2017</i> | 128 |
| 4.1.12 | Jumlah Sekolah, Kelas, Murid, Guru, dan Rasio Murid-Guru Madrasah Aliyah Swasta Menurut Kecamatan di Kabupaten Aceh Timur, 2017/ <i>Number of Schools, Class, Pupils, Teachers, and School-Teacher Ratio of Private Senior High Schools by Subdistrict in Aceh Timur Regency, 2017</i> | 129 |
| 4.1.13 | Jumlah Sekolah, Kelas, Murid, Guru, dan Rasio Murid-Guru Taman Kanak-Kanak Negeri Menurut Kecamatan di Kabupaten Aceh Timur, Semester Ganjil Tahun Ajaran 2017/2018/ <i>Number of Schools, Class, Pupils, Teachers, and School-Teacher Ratio of State Kindergarden by Subdistrict in Aceh Timur Regency, Odd Semester of School Year 2017/2018</i> | 130 |
| 4.1.14 | Jumlah Sekolah, Kelas, Murid, Guru, dan Rasio Murid-Guru Pendidikan Anak Usia Dini (PAUD) Swasta Menurut Kecamatan di Kabupaten Aceh Timur, Semester Ganjil Tahun Ajaran 2017/2018/ <i>Number of Schools, Class, Pupils, Teachers, and School-Teacher Ratio of Private Pre Schools by Subdistrict in Aceh Timur Regency, Odd Semester of School Year 2017/2018</i> | 131 |
| 4.1.15 | Jumlah Sekolah, Kelas, Murid, Guru, dan Rasio Murid-Guru Taman Kanak-Kanak Swasta Menurut Kecamatan di Kabupaten Aceh Timur, Semester Ganjil Tahun Ajaran 2017/2018/ <i>Number of Schools, Class, Pupils, Teachers, and School-Teacher Ratio of Private Kindergarden by Subdistrict in Aceh Timur Regency, Odd Semester of School Year 2017/2018</i> | 132 |
| 4.1.16 | Direktori Taman Kanak-kanak Negeri (TKN) di Kabupaten Aceh Timur, Semester Ganjil Tahun Ajaran 2017/2018/ <i>Directory State</i> | |

| | | |
|--------|--|-----|
| | <i>Kindergarden in Aceh Timur Regency, Odd Semester of School Year 2017/2018</i> | 133 |
| 4.1.17 | Direktori Pendidikan Usia Dini (PAUD) dan Taman Kanak-kanak Swasta (TKS) di Kabupaten Aceh Timur, Semester Ganjil Tahun Ajaran 2017/2018/ <i>Directory of Pre School ang Private Kindergarden in Aceh Timur Regency, Odd Semester of School Year 2017/2018</i> | 136 |
| 4.1.18 | Direktori Madrasah Ibtidaiyah (MI) di Kabupaten Aceh Timur, 2017/ <i>Directory of Madrasah Ibtidaiyah (MI) in Aceh Timur Regency, 2017</i> | 153 |
| 4.1.19 | Direktori Madrasah Tsanawiyah (MTs) di Kabupaten Aceh Timur, 2017/ <i>Directory of Madrasah Tsanawiyah (MTs) in Aceh Timur Regency, 2017</i> | 155 |
| 4.1.20 | Direktori Madrasah Aliyah (MA) di Kabupaten Aceh Timur, 2017/ <i>Directory of Madrasah Tsanawiyah (MA) in Aceh Timur Regency, 2017</i> | 157 |
| 4.1.21 | Jumlah Fasilitas Pendidikan Agama Non Formal Menurut Kecamatan di Kabupaten Aceh Timur, 2017/ <i>Number of Unformally Islamic Education Facilities by Subdistrict in Aceh Timur Regency, 2017</i> | 158 |
| 4.1.22 | Jumlah Pendamping/ Guru pada Pendidikan Agama Non Formal Menurut Kecamatan di Kabupaten Aceh Timur, 2017/ <i>Number of Teacher in Unformally Islamic Education by Subdistrict in Aceh Timur Regency, 2017</i> | 159 |
| 4.1.23 | Jumlah Anggota, Pengunjung dan Koleksi Buku Perpustakaan Daerah di Kabupaten Aceh Timur, 2010-2017/ <i>Number of Members, Visitors and Book Collections of Aceh Timur Library in Aceh Timur Regency, 2010-2017</i> | 160 |
| 4.1.24 | Jumlah Eksemplar Buku Per-Kategori di Perpustakaan Daerah Kabupaten Aceh Timur, 2015- 2017/ <i>Number of Copies The Books Student in Aceh Timur Regency Library, 2015 - 2017</i> | 161 |

| | | |
|--------|---|-----|
| 4.1.25 | Jumlah Judul Buku Per-Kategori di Perpustakaan Daerah Kabupaten Aceh Timur, 2012 - 2017/ <i>Number of Title The Books Student in Aceh Timur Regency Library, 2017</i> | 162 |
| 4.1.26 | Pustaka Kampung di Kabupaten Aceh Timur, 2017/ <i>Village Library in Aceh Timur Regency, 2017</i> | 163 |

4.2 KESEHATAN/HEALTH

| | | |
|-------|--|-----|
| 4.2.1 | Jumlah Fasilitas Kesehatan Menurut Kecamatan di Kabupaten Aceh Timur, 2017/ <i>Number of Health Facilities by Subdistrict in Aceh Timur Regency, 2017</i> | 167 |
| 4.2.2 | Jumlah Tenaga Kesehatan Menurut Kecamatan di Kabupaten Aceh Timur, 2017/ <i>Number of Health Personnel by Subdistrict in Aceh Timur Regency, 2017</i> | 168 |
| 4.2.3 | Jumlah Dokter Spesialis, Dokter Umum, Dan Dokter Gigi Menurut Sarana Pelayanan Kesehatan Di Kabupaten Aceh Timur, 2017/ <i>Number of Specialist Doctor, Generalist Doctor, and Dentist by Type of Health Facility in Aceh Timur Regency, 2017</i> | 170 |
| 4.2.4 | Persentase Balita Yang Pernah Mendapat Imunisasi Menurut Jenis Imunisasi di Kabupaten Aceh Timur, 2013–2017/ <i>Percentage of Children Under Five Years Who Had Immunization by Type of Immunization in Aceh Timur Regency, 2013–2017</i> | 171 |
| 4.2.5 | Jumlah Bayi Lahir, Bayi Berat Badan Lahir Rendah (BBLR), BBLR Dirujuk, dan Bergizi Buruk di Kabupaten Aceh Timur, 2011-2017/ <i>Number of Births, Babies with Low Birth Weights (LBW), Treated LBW, and Malnutrition Cases in Aceh Timur Regency, 2011-2017</i> | 172 |
| 4.2.6 | Jumlah Ibu Hamil, Melakukan Kunjungan K1, Melakukan Kunjungan K4, Kurang Energi Kronis (KEK), dan Mendapat Tablet Zat Besi (Fe) di Kabupaten Aceh Timur, 2011–2017/ <i>Number of Pregnant Women, Those with One Visit and four Visits of Antenatal Care, Chronic Energy Deficiency (CED), and Receiving Iron Supplement in Aceh Timur Regency, 2011–2017</i> | 173 |

| | | |
|--------|---|-----|
| 4.2.7 | Jumlah Kasus HIV/AIDS, IMS, DBD, Diare, TB, dan Malaria Menurut Kecamatan di Kabupaten Aceh Timur, 2017/ <i>Number of Cases of HIV/AIDS, Sexually Transmitted Infection, Dengue Fever, Diarrhea, Tuberculosis (TB) and Malaria by Subdistrict in Aceh Timur Regency, 2017..</i> | 174 |
| 4.2.8 | Jumlah Pasangan Usia Subur dan Peserta KB Aktif Menurut Kecamatan di Kabupaten Aceh Timur, 2017/ <i>Number of Eligible Couples and Family Planning Participants by Subdistrict in Aceh Timur Regency, 2017.....</i> | 175 |
| 4.2.9 | Kasus Penyakit yang Terjadi di Kabupaten Aceh Timur, 2017/ <i>Diseases in Aceh Timur Regency, 2017.....</i> | 177 |
| 4.2.10 | Jumlah Ibu Hamil, Nifas, dan Persalinan Ditolong Tenaga Kesehatan Menurut Kecamatan di Kabupaten Aceh Timur, 2017/ <i>Number of Pregnancy and Post Natal Mother by Subdistrict in Aceh Timur Regency, 2017..</i> | 181 |
| 4.2.11 | Jumlah Persalinan, Bayi Lahir Hidup, Lahir Mati, dan Meninggal Menurut Kecamatan di Kabupaten Aceh Timur, 2017/ <i>Number of Pre Natal, Life Birth, Died Birth, and All Died by Subdistrict in Aceh Timur Regency, 2017.....</i> | 182 |
| 4.2.12 | Jumlah Dokter Menurut Kecamatan di Kabupaten Aceh Timur, 2017/ <i>Number of Doctors by Subdistrict in Aceh Timur Regency, 2017.</i> | 183 |
| 4.2.13 | Jumlah Tenaga Kesehatan Selain Dokter Menurut Kecamatan di Kabupaten Aceh Timur, 2017/ <i>Number of Paramedics by Subdistrict in Aceh Timur Regency, 2017... ..</i> | 187 |
| 4.2.14 | Jumlah Sarana Kesehatan Dasar Menurut Kecamatan di Kabupaten Aceh Timur, 2017/ <i>Number of Primary Health Facilities by Subdistrict in Aceh Timur Regency, 2017... ..</i> | 189 |
| 4.2.15 | Jumlah Posyandu, dan Kader Aktif Posyandu Menurut Kecamatan di Kabupaten Aceh Timur, 2017/ <i>Number of Integrated Health Post , and The Officer by Subdistrict in Aceh Timur Regency, 2017.....</i> | 191 |

| | | |
|------------|---|-----|
| 4.2.16 | Kondisi Balita Menurut Kecamatan di Kabupaten Aceh Timur, 2017/ <i>Condition of Baby by Subdistrict in Aceh Timur Regency, 2017</i> | 192 |
| 4.2.17 | Jumlah Bayi yang Diimunisasi Polio 3 Menurut Kecamatan di Kabupaten Aceh Timur, 2017/ <i>Number of Baby Which Have Been Immunize Polio 3 by Subdistrict in Aceh Timur Regency, 2017</i> | 193 |
| 4.2.18 | Jumlah Bayi yang Diimunisasi DPT 1 + HB 1 Menurut Kecamatan di Kabupaten Aceh Timur, 2017/ <i>Number of Baby Which Have Been Immunize DPT 1 + HB1 by Subdistrict in Aceh Timur Regency, 2017</i> | 194 |
| 4.2.19 | Jumlah Bayi yang Diimunisasi DPT 3 + HB 3 Menurut Kecamatan di Kabupaten Aceh Timur, 2017/ <i>Number of Baby Which Have Been Immunize DPT 3 + HB 3 by Subdistrict in Aceh Timur Regency, 2017</i> | 195 |
| 4.2.20 | Jumlah Bayi yang Diimunisasi Campak Menurut Kecamatan di Kabupaten Aceh Timur, 2017/ <i>Number of Baby Which Have Been Immunize Measles by Subdistrict in Aceh Timur Regency, 2017</i> | 196 |
| 4.2.21 | Jumlah Bayi yang Diimunisasi BCG Menurut Kecamatan di Kabupaten Aceh Timur, 2017/ <i>Number of Baby Which Have Been Immunize BCG by Subdistrict in Aceh Timur Regency, 2017</i> | 197 |
| 4.2.22 | Jumlah Pasangan Usia Subur dan Pengguna KB Menurut Kecamatan di Kabupaten Aceh Timur, 2017/ <i>Number of Fertile Age Couples and Contraceptive Device Users, 2017</i> | 198 |
| 4.3 | AGAMA/RELIGION | |
| 4.3.1 | Jumlah Tempat Peribadatan Menurut Kecamatan di Kabupaten Aceh Timur, 2017/ <i>Number of Worship Facilities by Subdistrict in Aceh Timur Regency, 2017</i> | 199 |
| 4.3.2 | Jumlah Fungsionaris Agama Islam Menurut Kecamatan di Kabupaten Aceh Timur, 2017/ <i>Number of Worship Facilities by Subdistrict in Aceh Timur Regency, 2017</i> | 200 |

| | | |
|------------|---|-----|
| 4.3.3 | Jumlah Jamaah Haji Yang Diberangkatkan Menurut Kecamatan Di Kabupaten Aceh Timur, 2017/ <i>Number of Departured Moslem Pilgrims by Subdistrict in Aceh Timur Regency, 2017</i> | 202 |
| 4.3.4 | Jumlah Tanah Waqaf Menurut Kecamatan di Kabupaten Aceh Timur, 2017/ <i>Number of Waqaf lands by Sub District in Aceh Timur Regency, 2017</i> .. | 203 |
| 4.3.5 | Jumlah Pernikahan Pertama di Kabupaten Aceh Timur, 2017/ <i>Number of First Marriage in Aceh Timur Regency, 2017</i> | 204 |
| 4.3.6 | Aset Badan Kemakmuran masjid (BKM) di Kabupaten Aceh Timur, 2016*/ <i>Asset of Moslem Prosperity Agency in Aceh Timur Regency, 2016*</i> | 206 |
| 4.4 | KRIMINALITAS/CRIME | |
| 4.4.1 | Jumlah Tindak Pidana Menurut Kepolisian Sektor di Kabupaten Aceh Timur,2015–2017/ <i>Number of Reported Criminal Cases by Subdistrict Police Office in Aceh Timur Regency, 2015–2017</i> | 207 |
| 4.4.2 | Persentase Penyelesaian Tindak Pidana Menurut Kepolisian Resort di Kabupaten Aceh Timur,2015–2017/ <i>Percentage of Crime Clearance Rate by District Police Office in Aceh Timur Regency, 2015–2017</i> | 208 |
| 4.4.3 | Banyaknya Jumlah Perkara Pidana Yang Diterima Dan Dilimpahkan Kejaksaan Negeri Idi, 2017/ <i>Number of Crime Cases Which Accepted by Idi Regional Prosecution Office to Idi Regional Justice Office, 2017</i> .. | 209 |
| 4.4.4 | Banyaknya Jumlah Perkara Pidana Yang Dilimpahkan dan Diputuskan Kejaksaan Negeri Idi, 2017/ <i>Number of Civil Cases Which Decided by Idi Regional Prosecution Office to Idi Regional Justice Office, 2017</i> .. | 210 |

| | | |
|--------|--|-----|
| 4.4.5 | Jumlah Denda Perkara dan Biaya Perkara Pidana Umum Yang Diterima dan Disetorkan ke Kas Negara Oleh Kejaksaan Negeri Idi, 2017/ <i>Number of Criminal Cases and Cost of Criminal Cases Received and Transferred to The Country by Idi Regional Justice Office, 2017</i> | 211 |
| 4.4.6 | Jumlah Denda Perkara dan Biaya Perkara Lalu Lintas yang Diterima dan Disetorkan ke Kas Negara Oleh Kejaksaan Negeri Idi, 2017/ <i>Number of Criminal Cases and Cost of Traffic Criminal Cases Received and Transferred to The Country by Idi Regional Justice Office, 2017</i> | 212 |
| 4.4.7 | Banyaknya Narapidana Pada Rumah Tahanan Negara Idi Menurut Jenis Kelamin, 2017/ <i>Number of Prisoner in Idi Jail by Sex, 2017</i> | 213 |
| 4.4.8 | Banyaknya Narapidana Pada Rumah Tahanan Negara Idi Menurut Jenis Kejahatan, 2017/ <i>Number of Prisoner in Idi Jail by Crime Cases and Sex, 2017</i> | 214 |
| 4.4.9 | Banyaknya Tahanan Pada Rumah Tahanan Negara Idi Menurut Jenis Kejahatan, 2017/ <i>Number of Semi Prisoner in Idi Jail by Crime Cases and Sex, 2017</i> | 215 |
| 4.4.10 | Banyaknya Narapidana Pada Rumah Tahanan Negara Idi Menurut Jenis Kasus dan Bulan, 2017/ <i>Number of Prisoner in Idi Jail by Cases and Month, 2017</i> | 216 |
| 4.4.11 | Banyaknya Penghuni Pada Rumah Tahanan Negara Idi Menurut Jenis Hukuman, 2017/ <i>Number of Prisoner in Idi Jail by Kind of Punnishment, 2017</i> | 217 |
| 4.4.12 | Jumlah Tindak Pidana Menurut Jenis Peristiwa Di Kabupaten Aceh Timur, 2017/ <i>Number of Crimes by Type of Event in Aceh Timur Regency, 2017</i> | 218 |
| 4.4.13 | Jumlah Kejadian Kekerasan Perempuan dan Anak yang Dilaporkan per Bulan di Kabupaten Aceh Timur, 2017/ <i>Number of Incidents of Women and Child Violence Reported per Month in Aceh Timur Regency, 2017</i> | 221 |

| | | |
|--------|--|-----|
| 4.4.14 | Banyaknya Perkara Yang Diterima Oleh Mahkamah Syari'ah Idi, 2017/Number of Cases Which Accepted by Idi Islamic Court Office, 2017.. | 222 |
| 4.4.15 | Jumlah Kecelakaan Lalu Lintas dan Kerugiannya di Kabupaten Aceh Timur, 2017/Number of Traffic Accident and The Lost Out in Aceh Timur Regency, 2017..... | 226 |
| 4.4.16 | Jumlah Korban Kecelakaan Lalu Lintas di Kabupaten Aceh Timur, 2017/Number of Victim of Traffic Accident in Aceh Timur Regency, 2017.. | 227 |
| 4.4.17 | Jumlah Kasus Menonjol di Polres Aceh Timur, 2017/First Number of Security Trouble in Aceh Timur Police Office, 2017.. | 228 |
| 4.4.18 | Jumlah Kriminalitas Yang Terjadi dan Diselesaikan di Kabupaten Aceh Timur, 2017/Number of Criminality Which Accepted and Decided in Aceh Timur Regency, 2017..... | 229 |
| 4.4.19 | Banyaknya Perkara Pidana Yang Diterima dan Diputuskan Pengadilan Negeri Idi, 2017/Number of Crime Cases Which Accepted and Decided by Idi Regional Justice Office, 2017.. | 230 |
| 4.4.20 | Banyaknya Perkara Perdata Yang Diterima dan Diputuskan Pengadilan Negeri Idi, 2017/Number of Civil Cases Which Accepted and Decided by Idi Regional Justice Office, 2017... .. | 231 |
| 4.4.21 | Banyaknya Terdakwa Pada Pengadilan Negeri Idi Menurut Umur dan Bulan, 2017/Number of Defendant at Idi Regional Justice Office by Age and Month, 2017..... | 232 |
| 4.4.22 | Banyaknya Terdakwa Pada Pengadilan Negeri Idi Berdasarkan Undang – undang yang Dilanggar, 2017/Number of Defendant at Idi Regional Justice Office by Rules Have Been Broken, 2017..... | 233 |
| 4.4.23 | Jumlah dan Jenis Pelanggaran yang Ditangani SatpolPP-WH Menurut Bulan di Kabupaten Aceh Timur, 2017/ Number and Type of Violations Treated by SatpolPP-WH by Month in Aceh Timur Regency, 2017 | 234 |

| | | |
|------------|---|-----|
| 4.4.24 | Jumlah dan Jenis Pelanggaran yang Ditangani SatpolPP-WH Menurut Pos Kecamatan di Kabupaten Aceh Timur, 2017/ <i>Number and Type of Violations Treated by SatpolPP-WH by Pos Subdistrict in Aceh Timur Regency, 2017</i> | 235 |
| 4.5 | KEMISKINAN/POVERTY | |
| 4.5.1 | Garis Kemiskinan dan Penduduk Miskin di Kabupaten Aceh Timur,2010–2017/ <i>Poverty Line and Number of Poor People in Aceh Timur Regency, 2010–2017</i> | 236 |
| 4.6 | SOSIAL LAINNYA/OTHERS | |
| 4.6.1 | Jumlah Keluarga Penerima Manfaat Beras Sejahtera KKS dan PKH di Kabupaten Aceh Timur,2017/ <i>Number of Poor Rice Beneficiary Families, KKS and PKH in Aceh Timur Regency, 2017</i> | 237 |
| 4.6.2 | Jumlah Penyandang Cacat Menurut Jenisnya di Kabupaten Aceh Timur,2017/ <i>Number of persons with disabilities by types in Aceh Timur Regency,2017</i> | 238 |
| 4.6.3 | Jumlah Penyandang Masalah Kesejahteraan Sosial (PMKS) Kabupaten Aceh Timur, 2017/ <i>Number of Person Problem of Social Prosperity in Aceh Timur Regency, 2017</i> | 239 |
| 4.6.4 | Jumlah Penduduk Menurut Kondisi Sosial Di Kabupaten Aceh Timur,2017/ <i>Number Of Persons According To Social Condition In Aceh Timur Regency,2017</i> | 240 |
| 4.6.5 | Direktori Panti Asuhan dan Jumlah Anak Asuh di Kabupaten Aceh Timur,2017/ <i>Directory of Orphanage and Number of Foster Children in Aceh Timur Regency, 2017</i> | 244 |
| 4.6.6 | Data Pembangunan Rumah Dhuafa Menurut Kecamatan Di Kabupaten Aceh Timur, 2017/ <i>Data On The Construction Of Dhuafa House By Subdistrict In Aceh Timur Regency, 2017</i> | 245 |

| | | |
|------------|---|------------|
| 4.6.7 | Jumlah Organisasi Kemasyarakatan, Organisasi Kepemudaan Dan Lembaga Swadaya Masyarakat Menurut Kecamatan Di Kabupaten Aceh Timur, 2017/ <i>Number Of Community Organizations, Youth Organizations And Non-Governmental Organizations By Subdistrict In Aceh Timur Regency, 2017</i> | 246 |
| 4.6.8 | Direktori Organisasi Kemasyarakatan, Organisasi Kepemudaan Dan Lembaga Swadaya Masyarakat Di Kabupaten Aceh Timur, 2017/ <i>Directory Of Community Organizations, Youth Organizations And Non-Governmental Organizations In Aceh Timur Regency, 2017</i> | 247 |
| 4.6.9 | Jumlah Kejadian Bencana Banjir di Kabupaten Aceh Timur, 2017/ <i>Number of Flood by types in Aceh Timur Regency,2017</i> | 252 |
| 4.6.10 | Jumlah Kerugian Akibat Bencana Alam di Kabupaten Aceh Timur, 2017/ <i>Number Loss Due To Natural Disaster Victims in Aceh Timur Regency,2017</i> | 253 |
| 4.6.11 | Direktori Wilayah Potensi Bencana Alam di Kabupaten Aceh Timur, 2017/ <i>Directory of Area with Natural Disaster Potention in Aceh Timur Regency,2017</i> | 254 |
| 4.6.12 | Jumlah Kebakaran yang Dilaporkan dan Mendapat Bantuan PMK Menurut Objek di Kabupaten Aceh Timur, 2017/ <i>Number of Fires Reported and Received PMK Assistance by Object in Aceh Timur Regency,2017</i> | 255 |
| 5 | PERTANIAN/AGRICULTURE | 257 |
| 5.1 | TANAMAN PANGAN/FOOD CROPS | |
| 5.1.1 | Luas Lahan Baku Sawah (Ha) yang Diairi dengan Sistem Irigasi Menurut Kecamatan, 2017/ <i>Rice Field Areal (Ha) by Irigation System and Sub District, 2017</i> | 265 |
| 5.1.2 | Luas Sawah yang Ditanami Padi Satu, Dua dan Tiga Kali Setahun Menurut Kecamatan, 2017/ <i>Rice Field Areal Planted Once, Twice, and Three Times a Year by Sub District, 2017</i> | 266 |

| | | |
|--------|--|-----|
| 5.1.3 | Luas Tanam, Luas Panen, Produksi dan Produktivitas Padi Intensifikasi Menurut Kecamatan, 2017/ <i>Plantation Area, Harvested Area, Production, and Productivity of Intensive Paddy by Sub District, 2017</i> | 267 |
| 6.1.4 | Luas Tanam, Luas Panen, Produksi dan Produktivitas Padi Non Intensifikasi Menurut Kecamatan, 2017/ <i>Plantation Area, Harvestes Area, Production, and Productivity of Non Intensive Paddy by Sub District, 2017</i> | 268 |
| 6.1.5 | Luas Tanam, Luas Panen, Produksi dan Produktivitas Padi Gogo (Padi Ladang) Menurut Kecamatan, 2017/ <i>Plantation Area, Harvestes Area, Production, and Productivity of Dryland Paddy by Sub District, 2017</i> | 269 |
| 5.1.6 | Luas Tanam, Luas Panen, Produksi Dan Produktivitas Kedelai Menurut Kecamatan, 2017/ <i>Plantation Area, Harvested Area, Production, and Productivity of Soybeans by Sub District, 2017</i> | 270 |
| 5.1.7 | Luas Tanam, Luas Panen, Produksi dan Produktivitas Jagung Menurut Kecamatan, 2017/ <i>Plantation Area, Harvested Area, Prodution, andProductivity of Maize by Sub District, 2017</i> | 271 |
| 5.1.8 | Luas Tanam, Luas Panen, Produksi dan Produktivitas Kacang Tanah Menurut Kecamatan, 2017/ <i>Plantation Area, Harvested Area, Production, and Produktivity of Peanuts by Sub District,2017</i> | 272 |
| 5.1.9 | Luas Tanam, Luas Panen, Produksi dan Produktivitas Kacang Hijau Menurut Kecamatan,2017/ <i>Plantation Area, Harvested Area, Production, and Produktivity of Green Peanuts by Sub District, 2017</i> | 273 |
| 5.1.10 | Luas Tanam, Luas Panen, Produksi dan Produktivitas Ubi Kayu Menurut Kecamatan,2017/ <i>Plantation Area, Harvested Area, Production, and Productivity of Cassava by Sub District, 2017</i> | 274 |
| 5.1.11 | Luas Tanam, Luas Panen, Produksi dan Produktivitas Ubi Jalar Menurut Kecamatan, 2017 / <i>Plantation Area, Harvested Area, Production, and Productivity of Sweet Potatoes by Sub District, 2017</i> | 275 |

| | | |
|------------|---|-----|
| 5.1.12 | Jumlah Kelompok Tani Berdasarkan Klasifikasi Kelompok di Kabupaten Aceh Timur, 2017 / <i>Number of Farmer Groups Based on Classification of Groups in Aceh Timur Regency, 2017</i> | 276 |
| 5.1.13 | Rata-Rata Jumlah Ketersediaan Pangan Per Tahun di Kabupaten Aceh Timur, Januari 2018/ <i>Average Number of main Food Availability per Year, January 2018</i> | 277 |
| 5.1.14 | Direktori Penggilingan Padi yang Aktif di Kabupaten Aceh Timur, 2017/ <i>Directory of Active Rice Mills in Aceh Timur Regency, 2017</i> ... | 278 |
| 5.1.15 | Jumlah Penyuluh Pertanian Berdasarkan Jenjangnya di Kabupaten Aceh Timur, Juli 2018/ <i>Number of Agricultural Extension Workers Based on Category in Aceh Timur Regency, July 2018</i> | 282 |
| 5.2 | HORTIKULTURA/HORTICULTURE | |
| 5.2.1 | Perkembangan Luas Tanam, Luas Panen, Produksi, dan Produktivitas Tanaman Padi, Palawija dan Hortikultura, 2017/ <i>Development Plantation Area, Harvested Area, Production, and Productivity of Paddy, Palawija, and Horticulture, 2017</i> | 283 |
| 5.2.2 | Luas Panen Tanaman Sayuran Menurut Kecamatan dan Jenis Sayuran di Kabupaten Aceh Timur (Ha), 2017 / <i>Harvested area of Vegetables by Subdistrict and Kind of Plant in Aceh Timur Regency (Ha), 2017</i> | 285 |
| 5.2.3 | Produksi Tanaman Sayuran Menurut Kecamatan Dan Jenis Sayuran Di Kabupaten Aceh Timur (Ton), 2017/ <i>Production of Vegetables by Subdistrict and Kind of Plant in Aceh Timur Regency (Ton), 2017</i> | 287 |
| 5.2.4 | Luas Tanam, Luas Panen, Produksi dan Produktivitas Kacang Panjang Menurut Kecamatan, 2017/ <i>Plantation Area, Harvested Area, Production, and Productivity of Long Beans by Sub District, 2017</i> | 289 |
| 5.2.5 | Luas Tanam, Luas Panen, Produksi dan Produktivitas Cabe Merah Menurut Kecamatan, 2017/ <i>Plantation Area, Harvested Area, Production, and Productivity of Chili by Sub District, 2017</i> | 290 |

| | | |
|--------|---|-----|
| 5.2.6 | Luas Tanam, Luas Panen, Produksi dan Produktivitas Cabe Rawit Menurut Kecamatan, 2017/ <i>Plantation Area, Harvested Area, Production, and Productivity of Cayenne Pepper by Sub District, 2017</i> | 291 |
| 5.2.7 | Luas Tanam, Luas Panen, Produksi dan Produktivitas Terong Menurut Kecamatan, 2017/ <i>Plantation Area, Harvested Area, Production, and Productivity of Eggplant by Sub District, 2017</i> | 292 |
| 5.2.8 | Luas Tanam, Luas Panen, Produksi dan Produktivitas Mentimun Menurut Kecamatan, 2017/ <i>Plantation Area, Harvested Area, Production, and Productivity of Cucumber by Sub District, 2017</i> | 293 |
| 5.2.9 | Luas Tanam, Luas Panen, Produksi dan Produktivitas Kangkung Menurut Kecamatan, 2017/ <i>Plantation Area, Harvested Area, Production, and Productivity of Kangkung by Sub District, 2017</i> | 294 |
| 5.2.10 | Luas Tanam, Luas Panen, Produksi dan Produktivitas Bayam Menurut Kecamatan, 2017/ <i>Plantation Area, Harvested Area, Production, and Productivity of Spinach by Sub District, 2017</i> | 295 |
| 5.2.11 | Luas Tanam, Luas Panen, Produksi dan Produktivitas Semangka Menurut Kecamatan, 2017/ <i>Plantation Area, Harvested Area, Production, and Productivity of Watermelon by Sub District, 2017</i> .. | 296 |
| 5.2.12 | Luas Tanam, Luas Panen, Produksi dan Produktivitas Jahe Menurut Kecamatan, 2017/ <i>Plantation Area, Harvested Area, Production, and Productivity of Ginger by Sub District, 2017</i> | 297 |
| 5.2.13 | Produksi Buah-buahan Menurut Kecamatan dan Jenis Buah di Kabupaten Aceh Timur (Ton), 2017/ <i>Production of Fruits by Subdistrict and Kind of Fruit in Aceh Timur Regency (Ton), 2017</i> | 298 |
| 5.2.14 | Perkembangan Jumlah Tanaman Langsung (Dalam Batang) Menurut Kecamatan, 2017/ <i>The Development Plantation of Langsung by Sub District, 2017</i> | 302 |
| 5.2.15 | Perkembangan Jumlah Tanaman Durian (Dalam Batang) Menurut Kecamatan, 2017/ <i>The Development Plantation of Durian by Sub District, 2017</i> | 304 |

| | | |
|--------|--|-----|
| 5.2.16 | Perkembangan Jumlah Tanaman Jeruk (Dalam Batang) Menurut Kecamatan, 2017/ <i>The Development Plantation of Orange by Sub District, 2017..</i> | 306 |
| 5.2.17 | Perkembangan Jumlah Tanaman Mangga (Dalam Batang) Menurut Kecamatan, 2017/ <i>The Development Plantation of Mango by Sub District, 2017..</i> | 308 |
| 5.2.18 | Perkembangan Jumlah Tanaman Nenas (Dalam Batang) Menurut Kecamatan, 2017/ <i>The Development Plantation of Pineapple by Sub District, 2017..</i> | 310 |
| 5.2.19 | Perkembangan Jumlah Tanaman Pepaya (Dalam Batang) Menurut Kecamatan, 2017/ <i>The Development Plantation of Papaya by Sub District, 2017..</i> | 312 |
| 5.2.20 | Perkembangan Jumlah Tanaman Pisang (Dalam Batang) Menurut Kecamatan, 2017/ <i>The Development Plantation of Banana by Sub District, 2017..</i> | 314 |
| 5.2.21 | Perkembangan Jumlah Tanaman Rambutan (Dalam Batang) Menurut Kecamatan, 2017/ <i>The Development Plantation of Rambutan by Sub District, 2017..</i> | 316 |
| 5.2.22 | Perkembangan Jumlah Tanaman Sawo (Dalam Batang) Menurut Kecamatan, 2017/ <i>The Development Plantation of Sapodilla by Sub District, 2017.</i> | 318 |
| 5.2.23 | Perkembangan Jumlah Tanaman Nangka (Dalam Batang) Menurut Kecamatan, 2017/ <i>The Development Plantation of Jackfruit by Sub District, 2017..</i> | 320 |
| 5.2.24 | Perkembangan Jumlah Tanaman Jambu Biji (Dalam Batang) Menurut Kecamatan, 2017/ <i>The Development Plantation of Guava by Sub District, 2017..</i> | 322 |
| 5.2.25 | Perkembangan Jumlah Tanaman Jambu Air (Dalam Batang) Menurut Kecamatan, 2017/ <i>The Development Plantation of Water Apple by Sub District, 2017..</i> | 324 |

| | | |
|------------|---|-----|
| 5.2.26 | Perkembangan Jumlah Tanaman Belimbing (Dalam Batang) Menurut Kecamatan, 2017/ <i>The Development Plantation of Star Fruit by Sub District, 2017</i> | 326 |
| 5.2.27 | Perkembangan Jumlah Tanaman Sukun (Dalam Batang) Menurut Kecamatan, 2017/ <i>The Development Plantation of Sukun by Sub District, 2017</i> | 328 |
| 5.2.28 | Perkembangan Jumlah Tanaman Manggis (Dalam Batang) Menurut Kecamatan, 2017/ <i>The Development Plantation of Manggis by Sub District, 2017</i> .. | 330 |
| 5.2.29 | Perkembangan Jumlah Tanaman Sirsak (Dalam Batang) Menurut Kecamatan, 2017/ <i>The Development Plantation of Soursop by Sub District, 2017</i> | 332 |
| 5.2.30 | Perkembangan Jumlah Tanaman Melinjo (Dalam Batang) Menurut Kecamatan, 2017/ <i>The Development Plantation of Melinjo by Sub District, 2017</i> | 334 |
| 5.2.31 | Jumlah Alat Pertanian Menurut Jenis, 2017/ <i>Number of Agricultural Tools by Kinds, 2017</i> | 336 |
| 5.2.32 | Realisasi Penggunaan Pestisida untuk Tanaman Padi Menurut Kecamatan, 2017/ <i>Realization of Pesticide Using for Paddy by Sub District, 2017</i> | 338 |
| 5.2.33 | Jumlah Kilang Padi dan Lantai Jemur Dirinci Menurut Jenis Kilang Padi dan Kecamatan, 2017/ <i>Number of Rice Mill and Drying Floor by Rice Mill Type and Sub District, 2017</i> | 339 |
| 5.2.34 | Pengeluaran Insektisida dan Rodentisida dari Brigade Proteksi, 2017/ <i>Insecticide and Rodenticida from Protection Brigade, 2017</i> ... | 340 |
| 5.3 | PERKEBUNAN/ ESTATE CROPS | |
| 5.3.1 | Luas Lahan Perkebunan Rakyat Dan Perusahaan Perkebunan, 2017/ <i>Planting Area of Smallholders Estate and Enterprises Estate by Sub District, 2017</i> | 341 |

| | | |
|--------|---|-----|
| 5.3.2 | Luas Tanaman dan Produksi Kelapa Dalam (Tanaman Perkebunan Rakyat), 2017/ <i>Planted Area and Production of Coconuts (Smallholders Estates), 2017..</i> | 342 |
| 5.3.3 | Luas Tanaman dan Produksi Sagu (Tanaman Perkebunan Rakyat), 2017/ <i>Planted Area and Production of Palm Sago (Smallholders Estates), 2017..</i> | 343 |
| 5.3.4 | Luas Tanaman dan Produksi Karet (Tanaman Perkebunan Rakyat), 2017/ <i>Planted Area and Production of Rubber (Smallholders Estates), 2017..</i> | 344 |
| 5.3.5 | Luas Tanaman dan Produksi Kelapa Sawit (Tanaman Perkebunan Rakyat), 2017/ <i>Planted Area and Production of Palm Oil (Smallholders Estates), 2017..</i> | 345 |
| 5.3.6 | Luas Tanaman dan Produksi Kopi (Tanaman Perkebunan Rakyat), 2017/ <i>Planted Area and Production of Coffee (Smallholders Estates), 2017..</i> | 346 |
| 5.3.7 | Luas Tanaman dan Produksi Kapuk (Tanaman Perkebunan Rakyat), 2017/ <i>Planted Area and Production of Kapok (Smallholders Estates), 2017..</i> | 347 |
| 5.3.8 | Luas Tanaman dan Produksi Pinang (Tanaman Perkebunan Rakyat), 2017/ <i>Planted Area and Production of Areca (Smallholders Estates), 2017..</i> | 348 |
| 5.3.9 | Luas Tanaman dan Produksi Kakao (Tanaman Perkebunan Rakyat), 2017/ <i>Planted Area and Production of Palm Cocoa (Smallholders Estates), 2017..</i> | 349 |
| 5.3.10 | Luas Tanaman dan Produksi Lada (Tanaman Perkebunan Rakyat), 2017/ <i>Planted Area and Production of Pepper (Smallholders Estates), 2017...</i> | 350 |
| 5.3.11 | Luas Tanaman dan Produksi Kemiri (Tanaman Perkebunan Rakyat), 2017/ <i>Planted Area and Production of Candle Nut (Smallholders Estates), 2017..</i> | 351 |

| | | |
|------------|---|-----|
| 5.3.12 | Luas Tanaman dan Produksi Tebu (Tanaman Perkebunan Rakyat), 2017/ <i>Planted Area and Production of Sugar Cane (Smallholders Estates), 2017</i> | 352 |
| 5.3.13 | Luas Tanaman dan Produksi Tembakau (Tanaman Perkebunan Rakyat), 2017/ <i>Planted Area and Production of Tobacco (Smallholders Estates), 2017</i> | 353 |
| 5.3.14 | Luas Tanaman dan Produksi Aren (Tanaman Perkebunan Rakyat), 2017/ <i>Planted Area and Production of Palm Sugar (Smallholders Estates), 2017</i> | 354 |
| 5.4 | PETERNAKAN/LIVESTOCK | |
| 5.4.1 | Populasi Ternak Menurut Kecamatan dan Jenis Ternak di Kabupaten Aceh Timur, 2017/ <i>Livestock Population by Subdistrict and Kind of Livestock in Aceh Timur Regency, 2017</i> .. | 355 |
| 5.4.2 | Populasi Unggas Menurut Kecamatan dan Jenis Unggas di Kabupaten Aceh Timur, 2017/ <i>Poultry Population by Subdistrict and Kind of Poultry in Aceh Timur Regency, 2017</i> | 356 |
| 5.4.3 | Jumlah Ternak yang Dipotong Menurut Kecamatan dan Jenis Ternak di Kabupaten Aceh Timur, 2017/ <i>Livestock Slaughtered by Sub District and Kind of Livestock in Aceh Timur Regency, 2017</i> | 357 |
| 5.4.4 | Jumlah Petugas Peternakan Menurut Kecamatan, 2017/ <i>Number of Animal Husbandary Officials by Sub District, 2017</i> | 358 |
| 5.4.5 | Jumlah Peternak dan Kelompok Ternak Berdasarkan Jenis Hewan Ternak Menurut Kecamatan, 2017/ <i>Number of Animal Husbandary and Husbandary Group by Sub District, 2017</i> | 359 |
| 5.4.6 | Populasi Ternak Sapi Potong Kondisi Awal dan Akhir Tahun, 2017/ <i>Livestock Population of Cow Early and End of Year by Sub District, 2017</i> | 360 |
| 5.4.7 | Populasi Ternak Kerbau Kondisi Awal dan Akhir Tahun, 2017/ <i>Livestock Population of Buffalo Early and End of Year by Sub District, 2017</i> | 361 |

| | | |
|--------|--|-----|
| 5.4.8 | Populasi Ternak Kambing Kondisi Awal dan Akhir Tahun, 2017/ <i>Livestock Population of Goat Early and End of Year by Sub District, 2017..</i> | 362 |
| 5.4.9 | Populasi Ternak Domba Kondisi Awal dan Akhir Tahun, 2017/ <i>Livestock Population of Sheep Early and End of Year by Sub District, 2017..</i> | 363 |
| 5.4.10 | Jumlah Peternak dan Kelompok Ternak Unggas Berdasarkan Jenis Hewan Ternak, 2017/ <i>Number of Poultry and Poultry Group by Type, 2017..</i> | 364 |
| 5.4.11 | Populasi Ternak Unggas Menurut Kecamatan Kondisi Awal Tahun, 2017/ <i>Poultry Population by Sub District in Early Year, 2017...</i> | 365 |
| 5.4.12 | Populasi Ternak Unggas Menurut Kecamatan Kondisi Akhir Tahun, 2017/ <i>Poultry Population by Sub District End of Year, 2017.....</i> | 366 |
| 5.4.13 | Jumlah Lokasi Pemotongan Hewan Ternak Berdasarkan Jenis Ternak yang dipotong, 2017/ <i>Number of Livestock Slaughtered Location by Kinds of Livestocks Slaughtered, 2017... ..</i> | 367 |
| 5.4.14 | Pemotongan dan Pengurangan Populasi Sapi Potong Selain Karena Pemotongan (Mati, Hilang), 2017/ <i>Slaughtering and Others Reduction of Cow Population (Dead, Missing), 2017... ..</i> | 368 |
| 5.4.15 | Pemotongan dan Pengurangan Populasi Kerbau Selain Karena Pemotongan (Mati, Hilang), 2017/ <i>Slaughtering and Others Reduction of Buffalo Population (Dead, Missing), 2017.....</i> | 369 |
| 5.4.16 | Pemotongan dan Pengurangan Populasi Kambing Selain Karena Pemotongan (Mati, Hilang), 2017/ <i>Slaughtering and Others Reduction of Goat Population (Dead, Missing), 2017... ..</i> | 370 |
| 5.4.17 | Pemotongan dan Pengurangan Populasi Domba Selain Karena Pemotongan (Mati, Hilang), 2017/ <i>Slaughtering and Others Reduction of Sheep Population (Dead, Missing), 2017.....</i> | 371 |
| 5.4.18 | Jumlah Lokasi Pemotongan Hewan Ternak Unggas Berdasarkan Jenis Ternak Unggas yang Dipotong, 2017/ <i>Number of Poultry Slaughtering Location by Kinds of Poultry Slaughtered, 2017... ..</i> | 372 |

| | | |
|------------|---|-----|
| 5.4.19 | Jumlah Pemotongan Hewan Ternak Unggas Berdasarkan Jenis Ternak Unggas dan Kecamatan, 2017/ <i>Number of Poultry Slaughtered by Kinds of Poultry and Sub District, 2017..</i> | 373 |
| 5.4.20 | Jumlah Pemotongan Ternak Tiap Bulan, 2017/ <i>Number of Livestock Slaughtered by Month, 2017....</i> | 374 |
| 5.4.21 | Jumlah Pemotongan Ternak Unggas Tiap Bulan, 2017/ <i>Number of Poultry Slaughtered by Month, 2017...</i> | 375 |
| 5.4.22 | Produksi Daging Ternak Tiap Bulan (dalam Kg), 2017/ <i>Meat Production of Livestock by Month (in Kg), 2017.....</i> | 376 |
| 5.4.23 | Produksi Daging Unggas Tiap Bulan (dalam Kg), 2017/ <i>Meat Production of Poultry by Month (in Kg), 2017.....</i> | 377 |
| 5.4.24 | Produksi Telur Unggas Tiap Bulan (dalam butir), 2017/ <i>Egg Production of Poultry by Month (in egg), 2017..</i> | 378 |
| 5.4.25 | Jumlah Ternak Masuk (Impor) Tiap Bulan, 2017/ <i>Number of Imported Livestock by Month, 2017.....</i> | 379 |
| 5.4.26 | Jumlah Ternak Keluar Wilayah Kabupaten Aceh Timur (Ekspor) Tiap Bulan, 2017/ <i>Number of Exported Livestock From Aceh Timur Region by Month, 2017..</i> | 380 |
| 5.4.27 | Jumlah Ternak yang Divaksin Menurut Kecamatan, 2017/ <i>Vaccinated Livestocks and Poultry by Sub District, 2017... ..</i> | 381 |
| 5.5 | PERIKANAN/FISHERY | |
| 5.5.1 | Jumlah Rumah Tangga Perikanan Tangkap Menurut Kecamatan dan Subsektor di Kabupaten Aceh Timur, 2016 dan 2017/ <i>Number of Fish Capture Households by Subdistrict and Subsector in Aceh Timur Regency, 2016 and 2017.....</i> | 382 |
| 5.5.2 | Jumlah Nelayan Menurut Kategori, 2017/ <i>Number of Fisherman by Category, 2017</i> | 383 |
| 5.5.3 | Jumlah Perahu/Kapal Menurut Kecamatan dan Jenis Kapal di Kabupaten Aceh Timur 2017/ <i>Number of Fishing Boats by Subdistrict and Type of Boat in Aceh Timur Regency, 2017.</i> | 384 |

| | | |
|--------|--|-----|
| 5.5.4 | Jumlah Kapal Motor Menurut Gross Ton (GT) dan Kecamatan, 2017/ <i>Number of Inboard Motorboat by Gross Ton (GT) and Sub District, 2017..</i> | 385 |
| 5.5.5 | Perahu Tanpa Motor Penangkap Ikan Laut Menurut Kategori dan Kecamatan, 2017/ <i>Marine Fishing Non Powered Boat by Category and Sub District, 2017</i> | 386 |
| 5.5.6 | Jumlah Alat Penangkapan ikan Menurut Jenis (unit), 2017/ <i>Number of Fishing Equipment by Type (unit), 2017...</i> | 387 |
| 5.5.7 | Jumlah Pelabuhan Perikanan Menurut Kategori dan Kecamatan, 2017/ <i>Number of Fishing Port by Category and Sub District, 2017...</i> | 388 |
| 5.5.8 | Produksi Perikanan Tangkap Menurut Kecamatan dan Subsektor di Kabupaten Aceh Timur (ton), 2016 dan 2017/ <i>Production of Fish Capture by Subdistrict and Subsector in Aceh Timur Regency (ton), 2016 and 2017..</i> | 389 |
| 5.5.9 | Produksi dan Nilai Produksi Ikan Hasil Perikanan Laut Menurut Jenis Ikan, 2017/ <i>Production and Production Value of Fish in Marine Fisheries by Kind of Fish, 2017</i> | 390 |
| 5.5.10 | Produksi dan Nilai Produksi Ikan* Hasil Perikanan Laut Menurut Kecamatan, 2017/ <i>Production and Value Production of Fish In Marine Fisheries by Sub District, 2017....</i> | 393 |
| 5.5.11 | Produksi dan Nilai Produksi Udang Hasil Perikanan Laut Menurut Kecamatan, 2017/ <i>Production and Production Value of Shrimp in Marine Fisheries by Sub District, 2017</i> | 394 |
| 5.5.12 | Produksi dan Nilai Produksi Binatang Berkulit Keras Hasil Perikanan Laut Menurut Kecamatan, 2017/ <i>Production and Production Value of Crustaceans in Marine Fisheries by Sub District, 2017..</i> | 395 |
| 5.5.13 | Produksi dan Nilai Produksi Binatang Berkulit Lunak Hasil Perikanan Laut Menurut Kecamatan, 2017/ <i>Production and Production Value of Echinoderms in Marine Fisheries by Sub District, 2017.</i> | 396 |

| | | |
|--------|--|-----|
| 5.5.14 | Produksi dan Nilai Produksi Udang, Binatang Berkulit Keras dan Binatang Berkulit Lunak Hasil Perikanan Laut Menurut Jenis, 2017/ <i>Production and Production Value of Shrimp, Crustaceans and Echinoderms in Marine Fisheries by Type, 2017..</i> | 397 |
| 5.5.15 | Jumlah Rumah Tangga Perikanan Budidaya Menurut Kecamatan dan Jenis Budidaya di Kabupaten Aceh Timur, 2017/ <i>Number of Aquaculture Households by Subdistrict and Type of Aquaculture in Aceh Timur Regency, 2017..</i> | 398 |
| 5.5.16 | Luas Tambak (Ha) Menurut Teknologi Budidaya dan Kecamatan, 2017/ <i>Areal of Brackish Water Pond (Ha) by Cultivating Technology and Sub District, 2017...</i> | 399 |
| 5.5.17 | Produksi Tambak (Ton) Menurut Teknologi Budidaya dan Kecamatan, 2017/ <i>Production of brackish water pond (Ton) by Cultivating Technology and Sub District, 2017..</i> | 400 |
| 5.5.18 | Jumlah Petani Tambak Menurut Kategori dan Kecamatan, 2017/ <i>Number of Brackish Water Ponds Farmer by Category and Sub District, 2017..</i> | 401 |
| 5.5.19 | Produksi Perikanan Budidaya Menurut Kecamatan dan Subsektor di Kabupaten Aceh Timur (ton), 2017/ <i>Production of Fish Capture by Subdistrict and Subsector in Aceh Timur Regency (ton), 2017.....</i> | 402 |
| 5.5.20 | Luas Lahan Garam (Ha) Rakyat Menurut Kecamatan, 2017/ <i>Areal of Salt Pond (Ha) by Sub District, 2017.....</i> | 403 |
| 5.5.21 | Kelompok Usaha Garam Rakyat dan Jumlah Petani Garam Menurut Kecamatan, 2017/ <i>Business Group of Traditional Salt and Number of Salt Farmers by Sub District, 2017.....</i> | 404 |
| 5.5.22 | Jumlah Petani Garam Menurut Kategori dan Kecamatan, 2017/ <i>Number of Salt Farmers by Category and Sub District, 2017</i> | 405 |
| 5.5.23 | Jumlah Petani Garam Menurut Kategori dan Kecamatan, 2017/ <i>Number of Salt Farmers by Category and Sub District, 2017</i> | 406 |

| | | |
|------------|--|------------|
| 6 | INDUSTRI, PERTAMBANGAN, ENERGI, DAN KONSTRUKSI/INDUSTRY, MINING, ENERGY, AND CONSTRUCTION | 407 |
| 6.1 | INDUSTRI/ INDUSTRY | |
| 6.1.1 | Jumlah Perusahaan, Tenaga Kerja, dan Nilai Produksi Menurut Produk dan Klasifikasi Industri di Kabupaten Aceh Timur, <i>2016*/Number of Establishment, Employees, and Production Value by Product and Industrial Classification in Aceh Timur Regency, 2016*</i> | 413 |
| 6.1.2 | Data Potensi Industri Kecil Non Formal Menurut Komoditi, <i>2017/Potency of Small non Formal Industry by Commodity, 2017 ...</i> | 416 |
| 6.1.3 | Data Potensi Industri Kecil Formal Menurut Komoditi, <i>2015*/Potency of Small Formal Industry by Commodity, 2015*.....</i> | 418 |
| 6.2 | ENERGI/ENERGY | |
| 6.2.1 | Daya Terpasang, Produksi, dan Distribusi Listrik PT. PLN (Persero) pada Cabang/Ranting PLN di Kabupaten Aceh Timur, <i>2012–2017/Installed Capacity, Production, and Distribution of Electricity of State Electricity Company at Branch Level in Aceh Timur Regency, 2012–2017</i> | 420 |
| 6.2.2 | Jumlah Pelanggan PIn Menurut Kecamatan Di Kabupaten Aceh Timur, <i>2014-2017/ Number Of PIn Customers By Subdistrict In Aceh Timur Regency, 2014-2017</i> | 421 |
| 6.2.3 | Jumlah Pelanggan dan Air yang Disalurkan Menurut Pelanggan di Kabupaten Aceh Timur, <i>2017/Number of Customer and Distributed Clean Water by Type of Customers in Aceh Timur Regency, 2017</i> | 422 |
| 6.2.4 | Keadaan Perusahaan Daerah Air Minum (Pdam) Di Kabupaten Aceh Timur, <i>2017/Condition of Drinking Water Local Company in Region Aceh Timur, 2017..</i> | 423 |
| 6.2.5 | Jumlah dan Nilai Air Bersih yang Diproduksi dan Disalurkan Setiap Bulan Oleh PDAM, <i>2017/Number and Value of Water Supply Produced and Distributed Every Month by PDAM, 2017.</i> | 424 |

| | | |
|----------|--|------------|
| 6.2.6 | Gambaran Pengelolaan Sampah di Kabupaten Aceh Timur, 2012-2017/ <i>Description of Trash Management in Region Aceh Timur, 2012-2017..</i> | 425 |
| 7 | PERDAGANGAN/TRADE | 427 |
| 7.1 | Jumlah Perusahaan Menurut Bentuk Badan Hukum di Kabupaten Aceh Timur, 2013–2017/ <i>Number of Establishments by Type of Business Entity in Aceh Timur Regency, 2013–2017</i> | 433 |
| 7.2 | Jumlah Perizinan Yang Dikeluarkan Menurut Bulan Di Kabupaten Aceh Timur, 2017/ Number Of Permits Issued Of Establishments By Month , 2017 | 434 |
| 7.3 | Jumlah Bangunan Sarana Perdagangan Menurut Kecamatan Di Kabupaten Aceh Timur, 2017/ <i>Number Of Trades Facilities By Subdistrict In Aceh Timur Regency, 2017</i> | 435 |
| 7.4 | Jumlah Sarana Perdagangan Menurut Jenisnya Di Kabupaten Aceh Timur, 2012–2017/ <i>Number of Trading Facilities by Type of Facility in Aceh Timur Regency, 2012–2017..</i> | 437 |
| 7.5 | Jumlah Koperasi Menurut Jenis Koperasi dan Kecamatan di Kabupaten Aceh Timur, 2017/ <i>Number of Cooperatives by Type of Cooperative and Subdistrict in Aceh Timur Regency, 2017..</i> | 438 |
| 7.6 | Jumlah Koperasi Menurut Jenis Koperasi dan Kecamatan di Kabupaten Aceh Timur, 2017/ <i>Number of Cooperatives by Type of Cooperative and Subdistrict in Aceh Timur Regency, 2017..</i> | 439 |
| 7.7 | Jumlah Koperasi dan Jumlah Anggota, 2017/ <i>Number of Cooperation and The Members, 2017..</i> | 440 |
| 7.8 | Jumlah Koperasi dan Simpanan Koperasi Primer dan Sekunder, 2017/ <i>Number of Cooperations and SavingsPrimer and Seconder Cooperation, 2017</i> | 441 |
| 7.9 | Jumlah Modal Koperasi Primer dan Sekunder, 2017/ <i>Total Capital Primer and Seconder Cooperation, 2017</i> | 442 |

| | | |
|----------|---|------------|
| 7.10 | Jumlah Aset, Omset, dan Sisa Hasil Usaha (SHU) Koperasi, 2017/ <i>Total Asset, Omset, and Residue of Exertions of Cooperation, 2017..</i> | 443 |
| 7.11 | Penyaluran / Penjualan Beras Per Bulan Oleh Perum Bulog Sub Divre Wilayah II Langsa, 2017/ <i>Distribution / Sales of Rice Per Month By Bulog Perum Sub Divre II Langsa Region, 2017.....</i> | 444 |
| 7.12 | Jumlah Stok Beras dan Jumlah Pengadaan Beras Dalam Negeri, 2017/ <i>Total Stocks of Rice and Total Supplies of Rice In Nation at Sub Divre Langsa, 2017.....</i> | 446 |
| 8 | HOTEL DAN PARIWISATA/<i>HOTEL AND TOURISM</i> | 447 |
| 8.1 | Jumlah Hotel dan Akomodasi Lainnya Menurut Klasifikasi di Kabupaten Aceh Timur, 2011–2017/ <i>Number of Hotel and Other Accomodations by Classification in Aceh Timur Regency, 2011–2017</i> | 452 |
| 8.2 | Rata-Rata Lama Menginap Tamu Asing Dan Tamu Domestik Menurut Bulan Di Kabupaten Aceh Timur (Hari), 2017/ <i>Average Length of Stay of Foreign and Domestic Visitors by Month in Aceh Timur Regency (day), 2017.....</i> | 453 |
| 8.3 | Hotel dan Penginapan di Kabupaten Aceh Timur, 2017/ <i>Hotel in Aceh Timur Regency, 2017.....</i> | 454 |
| 8.4 | Jumlah Pengunjung Hotel per Bulan di Kabupaten Aceh Timur, 2017/ <i>Number of Hotel Visitors by Month in Aceh Timur Regency, 2017</i> | 455 |
| 8.5 | Jumlah Wisatawan Mancanegara dan Domestik di Kabupaten Aceh Timur, 2011-2017/ <i>Number of International and Domestic Visitors in Aceh Timur Regency, 2011-2017.....</i> | 456 |
| 8.6 | Nama, Jenis dan Lokasi Objek Wisata di Kabupaten Aceh Timur, 2017/ <i>Name, Type and Location of Tourism Object in Aceh Timur Regency, 2017..</i> | 457 |

| | | |
|------------|--|------------|
| 8.7 | Jumlah Restoran/Rumah Makan Menurut Kecamatan di Kabupaten Aceh Timur, 2014, 2015 dan 2017/ <i>Number of Restaurant by Subdistrict in Aceh Timur Regency, 2014, 2015 and 2017</i> | 458 |
| 9 | TRANSPORTASI DAN KOMUNIKASI/TRANSPORTATION AND COMMUNICATION | 459 |
| 9.1 | TRANSPORTASI / TRANSPORTATION | |
| 9.1.1 | Panjang Jalan Menurut Kecamatan dan Jenis Permukaan Jalan di Kabupaten Aceh Timur (km), 2017/ <i>Length of Roads by Subdistrict and Type of Road Surface in Aceh Timur Regency (km), 2017</i> | 464 |
| 9.1.2 | Panjang Jalan Menurut Kecamatan dan Kondisi Permukaan Jalan di Kabupaten Aceh Timur (km), 2017/ <i>Length of Roads by Subdistrict and Condition of Road Surface in Aceh Timur Regency (km), 2017</i> | 465 |
| 9.1.3 | Keadaan, Panjang Jalan dan Jembatan, 2017/ <i>The Condition and Length of Road and Bridge, 2017</i> | 466 |
| 9.1.4 | Jumlah Kendaraan Bermotor Berdasarkan Jenisnya Di Kabupaten Aceh Timur, 2017/ <i>Number Of Motorized Vehicles By Type In Aceh Timur Regency , 2017</i> | 467 |
| 9.1.5 | Jumlah Penambahan Objek Pajak Kendaraan Berdasarkan Pembayaran Bbn Di Kabupaten Aceh Timur, 2017/ <i>Number Of Vehicle Tax Object Addition Based On Bbn Payment In Aceh Timur Regency , 2017</i> | 468 |
| 9.1.6 | Data Perhubungan Di Kabupaten Aceh Timur, 2015-2018/ <i>Transportation Data In Aceh Timur Regency , 2015- 2018</i> | 469 |
| 9.2 | KOMUNIKASI/ COMMUNICATION | |
| 9.2.1 | Banyaknya Fasilitas Kantor Pos Menurut Kecamatan Di Kabupaten Aceh Timur, 2016–2017/ <i>Number of Post Office Facilities by Subdistrict in Aceh Timur Regency, 2016–2017</i> | 470 |
| 9.2.2 | Jumlah Surat Kilat Khusus yang Dikirim dan Diterima Dalam Wilayah Kerja PT Pos Indonesia Kabupaten Aceh | |

| | | |
|-----------|--|------------|
| | Timur,2017/ <i>Number of Special Letter Send and Received by PT Pos Indonesia in Aceh Timur Regency, 2017.</i> | 471 |
| 9.2.3 | Jumlah Pos Express yang Dikirim dan Diterima Dalam Wilayah Kerja PT Pos Indonesia Kabupaten Aceh Timur, 2017/ <i>Number of Post Express Send and Received by PT Pos Indonesia in Aceh Timur Regency, 2017.</i> | 472 |
| 9.2.4 | Jumlah Paket Pos Kilat Khusus yang Dikirim dan Diterima Dalam Wilayah Kerja PT Pos Indonesia Kabupaten Aceh Timur, 2017/ <i>Number of Packet Post Express Send and Received by PT Pos Indonesia in Aceh Timur Regency, 2017.</i> | 473 |
| 9.2.5 | Jumlah Pengiriman dan Pembayaran Wesel Pos Dalam Wilayah Kerja PT Pos Indonesia Kabupaten Aceh Timur, 2017/ <i>Number of Special Wesel Send and Received by PT Pos Indonesia in Aceh Timur Regency, 2017.</i> | 474 |
| 9.2.6 | Banyaknya Menara Telekomunikasi Menurut Kecamatan di Kabupaten Aceh Timur,2017/ <i>Number of Telecommunication Towers by Subdistrict in Aceh Timur Regency, 2017.</i> | 475 |
| 10 | KEUANGAN DAERAH/ LOCAL FINANCE | 477 |
| 10.1 | Realisasi Pendapatan Pemerintah Kabupaten Aceh Timur Menurut Jenis Pendapatan (rupiah), 2014–2017/ <i>Actual Revenues of Government of Aceh Timur Regency by Source of Revenues (rupiahs), 2014–2017</i> | 482 |
| 10.2 | Realisasi Belanja Pemerintah Kabupaten Aceh Timur Menurut Jenis Pengeluaran (juta rupiah), 2014–2017/ <i>Actual Expenditures of Government of Aceh Timur Regency by Source of Expenditures (millions rupiahs), 2014–2017</i> | 483 |
| 10.3 | Jumlah Dana Gampong Dan Alokasi Dana Gampong (Adg) Di Kabupaten Aceh Timur (Rupiah) , 2017/ <i>Number Of Village Fund And Village Allocation Funds (Adg) In Aceh Timur Regency (Rupiah), 2017</i> | 484 |

| | | |
|-----------|---|------------|
| 11 | PENGELUARAN PENDUDUK DAN KONSUMSI MAKANAN/POPULATION EXPENDITURE AND FOOD CONSUMPTION | 505 |
| 11.1 | Persentase Penduduk Menurut Golongan Pengeluaran Per Kapita Sebulan di Kabupaten Aceh Timur, 2017/ <i>Percentage of Population by Expenditure Per Capita Per Month Class in Aceh Timur Regency, 2017</i> | 510 |
| 11.2 | Rata-rata Pengeluaran dan Persentase Rata-rata Pengeluaran Per Kapita Sebulan Menurut Kelompok Makanan di Kabupaten Aceh Timur, 2017/ <i>Average Expenditure and Percentage of Average Expenditure Per Capita Per Month by Food Group in Aceh Timur Regency, 2017</i> | 511 |
| 11.3 | Rata-Rata Pengeluaran Dan Persentase Rata-Rata Pengeluaran Per Kapita Sebulan Menurut Kelompok Bukan Makanan Di Kabupaten Aceh Timur, 2017/ <i>Average Expenditure and Percentage of Average Expenditure Per Capita Per Month by Non-Food Group in Aceh Timur Regency, 2017</i> | 512 |
| 11.4 | Rata-rata Pengeluaran Menurut Kelompok Makanan dan Bukan Makanan di Kabupaten Aceh Timur, 2015-2017/ <i>Average Expenditure by Food Group and Non-Food Group in Aceh Timur Regency, 2015-2017</i> | 513 |
| 12 | PENDAPATAN REGIONAL/ REGIONAL INCOME | 515 |
| 12.1 | PDRB ADHB Menurut Lapangan Usaha Kabupaten Aceh Timur (Juta Rupiah), 2013 – 2017/ <i>GRDP at Current Price by Industrial Origin of Aceh Timur Regency (Millions Rupiahs), 2013 – 2017</i> | 524 |
| 12.2 | PDRB ADHK Menurut Lapangan Usaha Kabupaten Aceh Timur (Juta Rupiah), 2013 – 2017/ <i>GRDP at Constant Price by Industrial Origin of Aceh Timur Regency (Millions Rupiahs), 2013 – 2017</i> | 526 |
| 12.3 | Distribusi Pdrb Kabupaten Aceh Timur Menurut Lapangan Usaha (Persen), 2013 – 2017/ <i>Share of GRDP of Aceh Timur Regency by Industry (Percent), 2013 – 2017</i> | 528 |

| | | |
|-----------|---|------------|
| 12.4 | Laju Pertumbuhan PDRB Kabupaten Aceh Timur Menurut Lapangan Usaha (Persen), 2013 – 2017/ <i>Growth Rate of GRDP of Aceh Timur Regency by Industry (Percent), 2013 – 2017..</i> | 529 |
| 12.5 | Indeks Implisit PDRB Kabupaten Aceh Timur Menurut Lapangan Usaha, 2013 – 2017/ <i>Implicit Index of GRDP of Aceh Timur Regency by Industry, 2013 – 2017.....</i> | 530 |
| 12.6 | Laju Implisit PDRB Kabupaten Aceh Timur Menurut Lapangan Usaha (Persen), 2013 – 2017/ <i>Growth Implicit Index of GRDP of Aceh Timur Regency by Industry (Percent), 2013 – 2017..</i> | 531 |
| 12.7 | PDRB ADHB Menurut Pengeluaran Kabupaten Aceh Timur (Juta Rupiah), 2013 – 2017/ <i>GRDP at Current Price by Expenditure of Aceh Timur Regency (Millions Rupiahs), 2013 - 2017.....</i> | 532 |
| 12.8 | PDRB ADHK (2010) Menurut Pengeluaran Kabupaten Aceh Timur (Juta Rupiah), 2013 – 2017/ <i>GRDP at Constant Price (2010) by Expenditure of Aceh Timur Regency (Millions Rupiahs), 2013 - 2017..</i> | 533 |
| 12.9 | Distribusi PDRB Kabupaten Aceh Timur Menurut Pengeluaran (Persen), 2013-2017/ <i>Share of GRDP of Aceh Timur Regency by Expenditure (Percent), 2013 - 2017..</i> | 534 |
| 12.10 | Laju Pertumbuhan PDRB Kabupaten Aceh Timur Menurut Pengeluaran (Persen), 2013-2017/ <i>Growth Rate of GRDP of Aceh Timur Regency by Expenditure (Percent), 2013 - 2017.....</i> | 535 |
| 12.11 | Laju Implisit PDRB Kabupaten Aceh Timur Menurut Pengeluaran (Persen), 2013-2017/ <i>Growth Implicit Index of GRDP of Aceh Timur Regency by Expenditure (Percent), 2013 - 2017.....</i> | 536 |
| 13 | PERBANDINGAN KABUPATEN/KOTA / REGENCY/ MUNICIPALITY COMPARISON | 537 |
| 13.1 | Jumlah Penduduk Menurut Kabupaten/ Kota di Provinsi Aceh, 2013-2017/ <i>Population by Regency/ Municipality in Aceh Province, 2013-2017.....</i> | 541 |

| | | |
|-------|--|-----|
| 13.2 | Jumlah Penduduk Menurut Jenis Kelamin di Provinsi Aceh, 2015-2017/ <i>Population by Sex in Aceh Province, 2015-2017</i> | 542 |
| 13.3 | Jumlah Rumah Tangga Menurut Kabupaten/ Kota di Provinsi Aceh, 2013-2017/ <i>Number of Household by Regency/ Municipality in Aceh Province, 2013-2017..</i> | 543 |
| 13.4 | Indeks Pembangunan Manusia (Metode Baru) Menurut Kabupaten/ Kota di Provinsi Aceh, 2013-2017/ <i>Human Development Index (New Methodology) by Regency/ Municipality in Aceh Province, 2013-2017.....</i> | 544 |
| 13.5 | Indikator Penyusun Indeks Pembangunan Manusia (Metode Baru) Menurut Kabupaten/ Kota di Provinsi Aceh, 2017/ <i>Indicators of the Human Development Index (New Methodology) in Aceh Province, 2017.....</i> | 545 |
| 13.6 | Persentase Penduduk Miskin Menurut Kabupaten/ Kota di Provinsi Aceh, 2015-2017 (Maret)/ <i>Percentage of Poor People by Regency/ Municipality in Aceh Province, 2015-2017 (March)</i> | 546 |
| 13.7 | Pengukuran Kemiskinan Menurut Kabupaten/ Kota di Provinsi Aceh, Maret 2017/ <i>Measures of Poverty by regency/ Municipality in Aceh Province, Maret 2017.....</i> | 547 |
| 13.8 | Tingkat Partisipasi Angkatan Kerja (TPAK) dan Tingkat Pengangguran Terbuka (TPT) Menurut Kabupaten/ Kota di Provinsi Aceh, 2014,2015 dan 2017/ <i>Labor Force Participation Rate and Unemployment Rate by Regency/ Municipality in Aceh Province, 2014,2015 and 2017</i> | 548 |
| 13.9 | Angka Partisipasi Sekolah Menurut Kelompok Umur Sekolah di Provinsi Aceh, 2017/ <i>School Participation Rate by School Age Group in Aceh Province, 2017</i> | 549 |
| 13.10 | Angka Partisipasi Murni Menurut Jenjang Pendidikan di Provinsi Aceh, 2017/ <i>School Participation Rate by Education in Aceh Province, 2017</i> | 550 |

DAFTAR GAMBAR/LIST OF FIGURES

halaman
page

| | | |
|---|--|-----|
| 1 | Jumlah Curah Hujan Menurut Bulan di Kabupaten Aceh Timur, 2017/ <i>Amount of Precipitation by Month in Aceh Timur Regency, 2017</i> | 6 |
| 2 | Persentase Pegawai Negeri Sipil Menurut Pendidikan Tertinggi yang Ditamatkan dan Jenis Kelamin di Kabupaten Aceh Timur, 2017/ <i>Percentage of Civil Servants by Educational Attainment and Sex in Aceh Timur Regency, 2017</i> | 19 |
| 3 | Jumlah Penduduk Berumur 15 Tahun Ke Atas Yang Bekerja Menurut Pendidikan Tertinggi yang Ditamatkan di Kabupaten Aceh Timur, 2017/ <i>Working Population Aged 15 Years and Over by Educational Attainment in Aceh Timur Regency, 2017</i> | 77 |
| 4 | Angka Partisipasi Murni (APM) dan Angka Partisipasi Kasar (APK) Menurut Jenjang Pendidikan di Kabupaten Aceh Timur, 2017/ <i>Net Enrolment Rate and Gross Enrolment Rate by Educational Level in Aceh Timur Regency, 2017</i> | 117 |
| 5 | Produksi Buah-buahan Menurut Jenis Buah di Kabupaten Aceh Timur (Ton), 2017/ <i>Production of Fruits by Kind of Fruit in Aceh Timur Regency (Ton), 2017</i> | 264 |
| 6 | Jumlah Pelanggan Menurut Jenis Pelanggan di Kabupaten Aceh Timur, 2017/ <i>Number of Customer by Type of Customers in Aceh Timur Regency, 2017</i> | 412 |
| 7 | Jumlah Perizinan yang Dikeluarkan Menurut Bentuk Badan Hukum di Kabupaten Aceh Timur, 2013–2017/ <i>Number of Permits Issued of Establishments by Type of Business Entity in Aceh Timur Regency, 2013–2017</i> | 432 |
| 8 | Jumlah Pengunjung Hotel per Bulan di Kabupaten Aceh Timur, 2017/ <i>Number of Hotel Visitors by Month in Aceh Timur Regency, 2017</i> | 451 |

| | | |
|----|--|------------|
| 9 | Jumlah Kendaraan Bermotor Berdasarkan Jenisnya di Kabupaten Aceh Timur, 2017/ <i>Number of Motorized Vehicles by Type in Aceh Timur Regency, 2017</i> | 463 |
| 10 | Realisasi Pendapatan dan Belanja Pemerintah Kabupaten Aceh Timur Menurut Jenis (juta rupiah), 2015–2017/ <i>Actual Revenues an Expenditures of Government of Aceh Timur Regency by Source (rupiahs), 2015–2017</i> | 481 |
| 11 | Persentase Penduduk Menurut Golongan Pengeluaran Per Kapita Sebulan di Kabupaten Aceh Timur, 2017/ <i>Percentage of Population by Expenditure Per Capita Per Month Class in Aceh Timur Regency, 2017</i> | 509 |
| 12 | PDRB ADHB dan ADHK (2010=100) Kabupaten Aceh Timur(Triliun Rupiah), 2013-2017/ <i>GRDP at Current Price and Constant Price (2010=100) of Aceh Timur Regency (Trillion Rupiahs), 2013-2017</i> | 523 |
| 13 | Indeks Pembangunan Manusia Provinsi Aceh, 2017/ <i>Human Development Index (HDI) in Aceh Province, 2017</i> | 540 |

<https://acehtimurkab.go.id/>

Penjelasan Umum/Explanatory Notes

Tanda-tanda, satuan-satuan, dan lain-lainnya yang digunakan dalam publikasi ini adalah sebagai berikut:

Symbols, measurement units, and acronyms which are used in this publication, are as follows:

1. TANDA-TANDA/SYMBOLS

| | | |
|--|---|-------|
| Data tidak tersedia/ <i>Data not available</i> | : | ... |
| Tidak ada atau nol / <i>Null or zero</i> | : | — |
| Data dapat diabaikan/ <i>Data negligible</i> | : | 0 |
| Tanda decimal/ <i>Decimal point</i> | : | , |
| Data tidak dapat ditampilkan/ <i>Not applicable</i> | : | NA |
| Angka perkiraan/ <i>Estimated figures</i> | : | e |
| Angka sementara/ <i>Preliminary figures</i> | : | x |
| Angka sangat sementara/ <i>Very preliminary figures</i> | : | xx |
| Angka diperbaiki/ <i>Revised figures</i> | : | r |
| Angka data publikasi sebelumnya (data sementara belum tersedia dari instansi terkait) | : | 2014* |

2. SATUAN/UNITS

| | | |
|--|---|---|
| barel/ <i>barrel</i> | : | 158,99 liter/ <i>litres</i> = 1/6,2898 m ³ |
| hektar (ha)/ <i>hectare (ha)</i> | : | 10 000 m ² |
| kilometer (km)/ <i>kilometres (km)</i> | : | 1 000 meter/ <i>meters</i> (m) |
| knot/ <i>knot</i> | : | 1,8523 km/jam (km/hour) |
| kuintal/ <i>quintal</i> | : | 100 kg |
| KWh | : | 1 000 Watt <i>hour</i> |
| MWh | : | 1 000 KWh |
| liter (untuk beras)/ <i>litre (for rice)</i> | : | 0,80 kg |
| ons/ <i>ounce</i> | : | 28,31 gram/ <i>grams</i> |
| ton | : | 1 000 kg |

Satuan lain: buah, dus, butir, helai/lembar, kaleng, batang, pulsa, ton kilometer (ton-km), jam, menit, persen (%).

Other units: unit, pack, pieces, sheet, tin, pulse, ton-kilometres(ton-km), hour, minute, percent (%).

Perbedaan angka di belakang koma disebabkan oleh pembulatan angka.

The difference in decimal numbers is caused by rounding.

**Luas Wilayah
Kabupaten Aceh Timur**

6.040,60 Km²

**Kecamatan yang memiliki
luas wilayah terbesar**

3

Serbajadi = 2.165,66 Km²
Simpang Jernih = 844,63 Km²
Julok = 234,36 Km²



PENJELASAN TEKNIS**TECHNICAL NOTES**

1. Secara astronomis, Indonesia terletak antara 60 08' Lintang Utara dan 110 15' Lintang Selatan dan antara 940 45'–1410 05' Bujur Timur dan dilalui oleh garis ekuator atau garis khatulistiwa yang terletak pada garis lintang 00.

1. *Astronomically, Indonesia is located between 60 08' North latitude and 110 15' South latitude, and between 940 45' and 1410 05' East longitude and lies on equator line located at 00 latitude line.*

2. Berdasarkan posisi geografisnya, negara Indonesia memiliki batas-batas: Utara - Negara Malaysia, Singapura, Filipina, dan Laut Cina Selatan; Selatan - Negara Australia dan Samudera Hindia; Barat - Samudera Hindia; Timur - Negara Papua Nugini, Timor Leste, dan Samudera Pasifik.

2. *In terms of geographic position, Indonesia has boundaries as follows: North - Malaysia, Singapore, Philippines, and South China Sea; South - Australia and Indian Ocean; West - Indian Ocean; East - Papua New Guinea, Timor Leste, and Pasific Ocean .*

3. Berdasarkan letak geografisnya, kepulauan Indonesia berada di antara Benua Asia dan Benua Australia, serta di antara Samudera Hindia dan Samudera Pasifik.

3. *In terms of geographic location, Indonesia is located between Asian Continent and Australian Continent, and between Indian Ocean and Pasific Ocean.*

4. Indonesia terdiri dari 34 provinsi yang terletak di lima pulau besar dan empat kepulauan, yaitu:

4. *Indonesia has 34 provinces spreading over five main islands and four archipelago. These include:*

a. Pulau Sumatera: Aceh, Sumatera Utara, Sumatera Barat, Riau, Jambi, Sumatera Selatan, Bengkulu, dan Lampung.

a. *Sumatera Island: Aceh, Sumatera Utara, Sumatera Barat, Riau, Jambi, Sumatera Selatan, Bengkulu, and Lampung.*

b. Kepulauan Riau: Kepulauan Riau.

b. *Riau Archipelago: Kepulauan Riau.*

c. Kepulauan Bangka Belitung: Kepulauan Bangka Belitung.

c. *Bangka Belitung Archipelago: Kepulauan Bangka Belitung.*

d. Pulau Jawa: DKI Jakarta, Jawa Barat, Banten, Jawa Tengah, DI Yogyakarta, dan Jawa Timur.

d. *Jawa Island: DKI Jakarta, Jawa Barat, Banten, Jawa Tengah, DI Yogyakarta, and Jawa Timur.*

e. Kepulauan Nusa Tenggara (Sunda Kecil): Bali, Nusa Tenggara Barat, dan Nusa Tenggara Timur.

e. *Nusa Tenggara Archipelago (Sunda Kecil): Bali, Nusa Tenggara Barat, and Nusa Tenggara Timur.*

f. Pulau Kalimantan: Kalimantan Barat, Kalimantan Tengah, Kalimantan Selatan, Kalimantan Timur, dan Kalimantan Utara.

f. *Kalimantan Island: Kalimantan Barat, Kalimantan Tengah, Kalimantan Selatan, Kalimantan Timur and Kalimantan Utara.*

GEOGRAPHY AND CLIMATE

g. Pulau Sulawesi: Sulawesi Utara, Gorontalo, Sulawesi Tengah, Sulawesi Selatan, Sulawesi Barat, dan Sulawesi Tenggara.

h. Kepulauan Maluku: Maluku dan Maluku

i. Pulau Papua: Papua dan Papua Barat.

5. Desa/Kelurahan Tepi Laut adalah desa/kelurahan yang sebagian atau seluruh wilayahnya bersinggungan langsung dengan laut, baik berupa pantai maupun tebing karang.

6. Desa/Kelurahan bukan tepi laut adalah desa/kelurahan yang wilayahnya tidak bersinggungan langsung dengan laut.

7. Desa/Kelurahan Lereng/Puncak adalah desa/kelurahan yang sebagian besar wilayahnya berada di puncak gunung/pegunungan atau terletak di antara puncak sampai lembah.

8. Desa/Kelurahan lembah adalah desa/kelurahan yang wilayahnya sebagian besar merupakan daerah rendah yang terletak di antara dua gunung/pegunungan atau daerah yang mempunyai kedudukan lebih rendah dibandingkan sekitarnya.

9. Desa/Kelurahan Dataran adalah desa/kelurahan yang sebagian besar wilayahnya tampak datar, rata, dan membentang.

g. Sulawesi Island: Sulawesi Utara, Gorontalo, Sulawesi Tengah, Sulawesi Selatan, Sulawesi Barat, and Sulawesi Tenggara.

h. Maluku Archipelago: Maluku and Maluku
i. Papua Island: Papua and Papua Barat.

5. Coastal Village/Coastal Sub-District is a village/sub-district which some areas are intersect/directly adjacent to the sea, either gently sloping/flat beach or cliffs/reef.

6. Non Coastal Village/Non Coastal Sub-District is a village which has no area that intersect/directly adjacent to the sea.

7. Slope/Peak Village/Sub-District is a village/sub-district which the largest part of village/sub-district lies on the highest part of mount/mountain or lies between the peak to the valley.

8. Valley Village/Sub-District area is a village/sub-district with the largest part of the village/sub-district is a low area between two mountains or area that have a position lower than the surrounding areas.

9. Flat Village/Sub-District is a village/sub-district which the largest part of village1/sub-district looked plane, flat, and stretches

ULASAN**DESCRIPTION**

Secara Geografis Kabupaten Aceh Timur terletak antara 4°09'21,08" - 5°06'02,16" Lintang Utara dan 97°15'22,07" - 97°34'47,22" Bujur Timur dengan ketinggian wilayah yang cukup beragam berkisar antara 0 sampai dengan 240 meter di atas permukaan laut (mdpl) dan kemiringan antara 1 sampai dengan 5 derajat. Sampai dengan tahun 2017 Kabupaten Aceh Timur terdiri dari 24 Kecamatan, 513 Desa, meliputi 60 kemukiman.

Geographically Aceh Timur Regency located between 4°09'21,08" - 5°06'02,16" north latitude and 97°15'22,07" - 97°34'47,22" East Longitude with an elevation areas are quite diverse ranging from 0 to 240 meters from sea level and slope between 1 and 5 degrees. Until 2017 Aceh Timur Regency consists of 24 Districts, 513 rural village, including 60 'kemukiman'.

Lokasi Kabupaten Aceh Timur dapat dikatakan cukup strategis karena berada di jalur utama provinsi di pantai timur (Jalur Medan – Banda Aceh). Setidaknya ada 14 kecamatan yang terletak di jalur ini, sehingga secara posisi memiliki potensi yang cukup besar untuk dikembangkan.

Location of Aceh Timur Regency can be quite strategic because it is located on the main line in the east coast province (Line Medan - Banda Aceh). There are at least 14 districts are located in the path, so that the position has a huge potential to be developed.

Pusat pemerintahan Kabupaten Aceh Timur berada di Kecamatan Idi Rayeuk. Kecamatan yang letaknya paling jauh adalah Kecamatan Simpang Jernih dengan jarak ke Idi Rayeuk (pusat pemerintahan) sekitar 140 km.

The Center of Administration of Aceh Timur Regency is located in Idi Rayeuk District. Farthest districts are Simpang Jernih District with distance to Idi Rayeuk (central government) about 140 km.

GEOGRAPHY AND CLIMATE

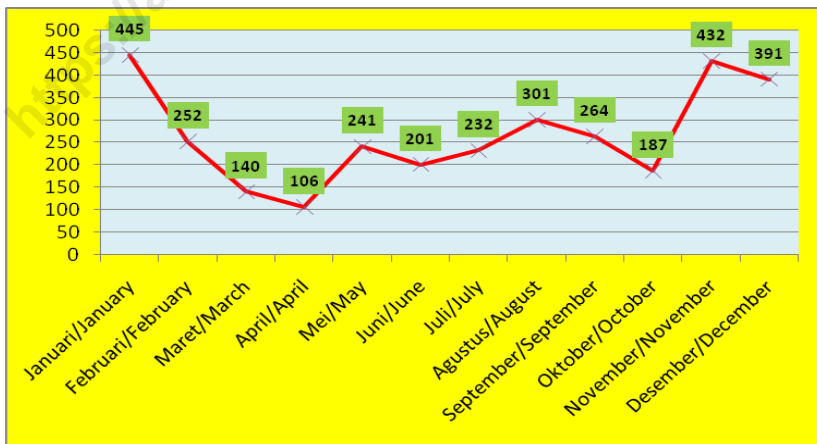
Batas-batas wilayah Kabupaten Aceh Timur adalah; (1) Sebelah Utara berbatasan dengan Kabupaten Aceh Utara dan Selat Malaka; (2) Sebelah Timur berbatasan dengan Selat Malaka dan Kota Langsa; (3) Sebelah Selatan berbatasan dengan Kota Langsa, Kabupaten Gayo Lues dan Kabupaten Aceh Tamiang; (4) Sebelah Barat berbatasan dengan Kabupaten Aceh Utara, Kabupaten Bener Meriah dan Aceh Tengah.

The boundaries of Aceh Timur Regency are; (1) North Side bordering to Aceh Utara Regency and the Strait of Malacca; (2) East side withthe Strait of Malacca and Langsa; (3) South side bordering to Langsa, Gayo Lues Regency and Aceh Tamiang Regency; (4) West side bordering to Aceh Utara Regency, Bener Meriah Regency and Aceh Tengah Regency.

Luas Kabupaten Aceh Timur 6040.60 Km² atau 10,53 persen dari luas Provinsi Aceh. Luas wilayah terbesar adalah Kecamatan Serbajadi seluas 2165.66 Km² dan terkecil Kecamatan Darul Falah seluas 42.40 Km².

Aceh Timur Regency's district consist of 6040.60 Km² or 10.53 percent of the province of Aceh. The largest total area is SerbajadiDistricts with 2165.66 Km² district and the smallest district is Darul Falahwith 42.40 Km².

Gambar 1 Jumlah Curah Hujan Menurut Bulan di Kabupaten Aceh Timur, 2017
Figures Amount of Precipitation by Month in Aceh Timur Regency, 2017



1.1 GEOGRAFI/*GEOGRAPHY*

Tabel 1.1.1 Luas Wilayah Menurut Kecamatan di Kabupaten Aceh Timur, 2017
Table *Total Area by Subdistrict in Aceh Timur Regency, 2017*

| Kecamatan <i>Subdistrict</i> | Luas Daratan (km ²) <i>Total Land Area (square.km)</i> | Persentase Daratan (%) <i>Percentage of Land(%)</i> | Luas Perairan (km ²) <i>Total Ocean Area (square.km)</i> | Persentase Perairan (%) <i>Percentage of Ocean (%)</i> |
|---------------------------------|--|---|---|--|
| (1) | (2) | (3) | (4) | (5) |
| 1 Serbajadi | 2 165.66 | 35.85 | ---- | ---- |
| 2 Simpang Jernih | 844.63 | 13.98 | ---- | ---- |
| 3 Peunaron | 79.74 | 1.32 | ---- | ---- |
| 4 Birem Bayeun | 253.68 | 4.20 | ---- | ---- |
| 5 Rantau Selamat | 159.80 | 2.65 | ---- | ---- |
| 6 Sungai Raya | 189.00 | 3.13 | ---- | ---- |
| 7 Peureulak | 318.02 | 5.26 | ---- | ---- |
| 8 Peureulak Timur | 182.70 | 3.02 | ---- | ---- |
| 9 Peureulak Barat | 92.30 | 1.53 | ---- | ---- |
| 10 Ranto Peureulak | 129.00 | 2.14 | ---- | ---- |
| 11 Idi Rayeuk | 79.60 | 1.32 | ---- | ---- |
| 12 Peudawa | 78.90 | 1.31 | ---- | ---- |
| 13 Banda Alam | 90.95 | 1.51 | ---- | ---- |
| 14 Idi Tunong | 74.70 | 1.24 | ---- | ---- |
| 15 Darul Ihsan | 54.50 | 0.90 | ---- | ---- |
| 16 Idi Timur | 55.15 | 0.91 | ---- | ---- |
| 17 Darul Aman | 131.50 | 2.18 | ---- | ---- |
| 18 Nurussalam | 137.07 | 2.27 | ---- | ---- |
| 19 Darul Falah | 42.40 | 0.70 | ---- | ---- |
| 20 Julok | 234.36 | 3.88 | ---- | ---- |
| 21 Indra Makmur | 89.05 | 1.47 | ---- | ---- |
| 22 Pante Bidari | 233.25 | 3.86 | ---- | ---- |
| 23 Simpang Ulim | 123.80 | 2.05 | ---- | ---- |
| 24 Madat | 200.84 | 3.32 | ---- | ---- |
| Aceh Timur | 6 040.60 | 100.00 | 0.00 | 0.00 |

Sumber: Bagian Pemerintahan Sekretariat Daerah Kabupaten Aceh Timur,2012

Source: *Government Division Regional Secretariat of Aceh Timur Regency ,2012*

Tinggi Wilayah di Atas Permukaan Laut (DPL) Menurut Kecamatan di Kabupaten Aceh Timur, 2017
Table 1.1.2 Height Above Mean Sea Level (AMSL) by Subdistrict in Aceh Timur Regency, 2017

| | Kecamatan Subdistrict | Ibukota Kecamatan Capital of Subdistrict | Tinggi/Height (meter) |
|----|--------------------------|---|--------------------------|
| | (1) | (2) | (3) |
| 1 | Serbajadi | Lokop | 240 |
| 2 | Simpang Jernih | Simpang Jernih | 19 |
| 3 | Peunaron | Arul Pinang | 53 |
| 4 | Birem Bayeun | Birem Bayeun | 10 |
| 5 | Rantau Selamat | Bayeun | 12 |
| 6 | Sungai Raya | Labuhan Keude | 10 |
| 7 | Peureulak | Peureulak | 10 |
| 8 | Peureulak Timur | Alue Tho | 23 |
| 9 | Peureulak Barat | Beusa Seubrang | 7 |
| 10 | Ranto Peureulak | Ranto Panjang | 17 |
| 11 | Idi Rayeuk | Idi | 3 |
| 12 | Peudawa | Seuneubok Peunteut | 1 |
| 13 | Banda Alam | Panton Rayeuk M | 13 |
| 14 | Idi Tunong | Buket Teukuh | 18 |
| 15 | Darul Ihsan | Keude Dua | 18 |
| 16 | Idi Timur | Keude Redep | 6 |
| 17 | Darul Aman | Idi Cut | 15 |
| 18 | Nurussalam | Bagok | 11 |
| 19 | Darul Falah | Tunong Ulee Gajah | 18 |
| 20 | Julok | Kuta Binje | 14 |
| 21 | Indra Makmur | Seuneubok Bayu | 12 |
| 22 | Pante Bidari | Lhok Nibong | 20 |
| 23 | Simpang Ulim | Simpang Ulim | 3 |
| 24 | Madat | Madat | 19 |

Sumber: Bagian Pemerintahan Sekda Kabupaten Aceh Timur

Source: Government Division of Sekda Kab. Aceh Timur

Tabel 1.1.3 **Jarak dari Ibukota Kecamatan ke Ibukota Kabupaten di Kabupaten Aceh Timur (km), 2017**
Table 1.1.3 **Distance between Subdistrict Capital and Regency Capital in Aceh Timur Regency (km), 2017**

| | Kecamatan Subdistrict | Ibukota Kecamatan Capital of Subdistrict | Jarak ke Ibukota Kabupaten Distance to Regency Capital |
|----|--|---|---|
| | (1) | (2) | (3) |
| 1 | Serbajadi | Lokop | 77.00 |
| 2 | Simpang Jernih | Simpang Jernih | 140.00 |
| 3 | Peunaron | Arul Pinang | 47.00 |
| 4 | Birem Bayeun | Birem Bayeun | 56.00 |
| 5 | Rantau Selamat | Bayeun | 45.00 |
| 6 | Sungai Raya | Labuhan Keude | 36.00 |
| 7 | Peureulak | Peureulak | 18.00 |
| 8 | Peureulak Timur | Alue Tho | 29.00 |
| 9 | Peureulak Barat | Beusa Seubrang | 14.00 |
| 10 | Ranto Peureulak | Ranto Panjang | 21.00 |
| 11 | Idi Rayeuk | Idi | 0.00 |
| 12 | Peudawa | Seuneubok Peunteut | 4.00 |
| 13 | Banda Alam | Panton Rayeuk M | 21.00 |
| 14 | Idi Tunong | Buket Teukuh | 16.00 |
| 15 | Darul Ihsan | Keude Dua | 4.00 |
| 16 | Idi Timur | Keude Redep | 5.00 |
| 17 | Darul Aman | Idi Cut | 9.00 |
| 18 | Nurussalam | Bagok | 15.00 |
| 19 | Darul Falah | Tunong Ulee Gajah | 17.00 |
| 20 | Julok | Kuta Binje | 25.00 |
| 21 | Indra Makmur | Seuneubok Bayu | 47.00 |
| 22 | Pante Bidari | Lhok Nibong | 51.00 |
| 23 | Simpang Ulim | Simpang Ulim | 48.00 |
| 24 | Madat | Madat | 53.00 |

Sumber: Bagian Pemerintahan Sekda Kabupaten Aceh Timur

Source: Government Division of Sekda Kab. Aceh Timur

Tabel 1.1.4 Jumlah Desa Berbatasan Laut dan Panjang Garis Pantai Menurut Kecamatan di Kabupaten Aceh Timur (km), 2018
Number of Coastal Villages and Long Beach Lines by Subdistrict in Aceh Timur Regency (km), 2018

| Kecamatan Subdistrict | Jumlah Desa Berbatasan Laut Number of Coastal Village | Panjang Garis Pantai Long Beach Lines (km) |
|--------------------------|--|--|
| (1) | (2) | (3) |
| 1 Serbajadi | 0 | --- |
| 2 Simpang Jernih | 0 | --- |
| 3 Peunaron | 0 | --- |
| 4 Birem Bayeun | 4 | --- |
| 5 Rantau Selamat | 5 | --- |
| 6 Sungai Raya | 2 | --- |
| 7 Peureulak | 9 | --- |
| 8 Peureulak Timur | 4 | --- |
| 9 Peureulak Barat | 3 | --- |
| 10 Ranto Peureulak | 0 | --- |
| 11 Idi Rayeuk | 7 | --- |
| 12 Peudawa | 4 | --- |
| 13 Banda Alam | 0 | --- |
| 14 Idi Tunong | 0 | --- |
| 15 Darul Ihsan | 0 | --- |
| 16 Idi Timur | 3 | --- |
| 17 Darul Aman | 3 | --- |
| 18 Nurussalam | 6 | --- |
| 19 Darul Falah | 0 | --- |
| 20 Julok | 2 | --- |
| 21 Indra Makmur | 0 | --- |
| 22 Pante Bidari | 0 | --- |
| 23 Simpang Ulim | 2 | --- |
| 24 Madat | 5 | --- |
| Aceh Timur | 59 | --- |

Sumber: Pendataan Potensi Desa (PODES) 2018
 Source: Data Collection of Village Potential (PODES) 2018

1.2 IKLIM/*CLIMATE*

Tabel 1.2.1 Jumlah Curah Hujan dan Hari Hujan Menurut Bulan di Kabupaten Aceh Timur, 2017
Table 1.2.1 *Amount of Precipitation and Number of Rainy Days by Month in Aceh Timur Regency, 2017*

| Bulan/ <i>Month</i> | Curah Hujan <i>Precipitation (mm³)</i> | Hari Hujan <i>Rainy Days</i> |
|-----------------------------|--|---------------------------------|
| (1) | (2) | (3) |
| Januari/ <i>January</i> | 445 | 15 |
| Februari/ <i>February</i> | 252 | 9 |
| Maret/ <i>March</i> | 140 | 6 |
| April/ <i>April</i> | 106 | 6 |
| Mei/ <i>May</i> | 241 | 9 |
| Juni/ <i>June</i> | 201 | 8 |
| Juli/ <i>July</i> | 232 | 8 |
| Agustus/ <i>August</i> | 301 | 11 |
| September/ <i>September</i> | 264 | 10 |
| Oktober/ <i>October</i> | 187 | 10 |
| November/ <i>November</i> | 432 | 12 |
| Desember/ <i>December</i> | 391 | 13 |

Sumber: Dinas Tanaman Pangan dan Hortikultura Kabupaten Aceh Timur

Source: *Agriculture and Horticulture Office of Aceh Timur Regency*

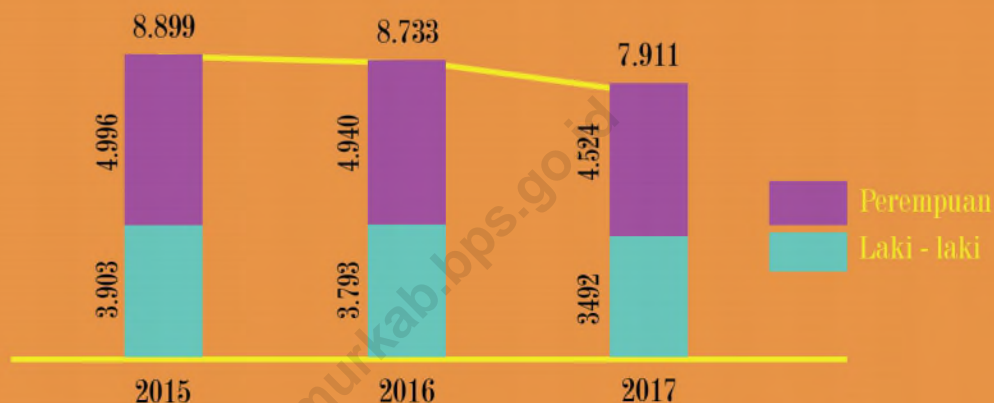
Tabel 1.2.2 Jumlah Curah Hujan, Hari Hujan, dan Rata – Rata Curah Hujan Kabupaten Aceh Timur, 2017
Table 1.2.2 *Number of Rainfall, Rain Day, and Average of Rainfall in Aceh Timur, 2017*

| Kecamatan <i>Subdistrict</i> | Curah Hujan <i>Precipitation (mm³)</i> | Hari Hujan <i>Rainy Days</i> | Rata-Rata <i>Average</i> (mm ³ /hari) |
|---------------------------------|--|---------------------------------|--|
| (1) | (2) | (3) | (4) |
| 1 Serbajadi | 22 935 | 217 | 1911.3 / 10.08 |
| 2 Simpang Jernih | 1 204 | 140 | 108.67 / 11.66 |
| 3 Peunaron | 3 440 | 196 | 286.67 / 16.33 |
| 4 Birem Bayeun | 1 920 | 93 | 160 / 7.75 |
| 5 Rantau Selamat | 1 489 | 128 | 124.08 / 10.66 |
| 6 Sungai Raya | 1 621 | 153 | 135.08 / 12.75 |
| 7 Peureulak | 1 882 | 105 | 156.83 / 8.75 |
| 8 Peureulak Timur | 1 808 | 132 | 150.67 / 11 |
| 9 Peureulak Barat | 1 915 | 79 | 159.58 / 6.58 |
| 10 Ranto Peureulak | 1 148 | 112 | 95.66 / 9.33 |
| 11 Idi Rayeuk | 1 641 | 155 | 136.75 / 12.91 |
| 12 Peudawa | 2 123 | 95 | 176.92 / 7.91 |
| 13 Banda Alam | 7 474 | 82 | 622.83 / 6.83 |
| 14 Idi Tunong | 1 218 | 141 | 101.5 / 11.75 |
| 15 Darul Ihsan | 2 272 | 141 | 189.33 / 11.75 |
| 16 Idi Timur | --- | --- | --- |
| 17 Darul Aman | 2 288 | 115 | 190.67 / 9.58 |
| 18 Nurussalam | 1 647 | 146 | 137.25 / 12.16 |
| 19 Darul Falah | 1 408 | 98 | 117.33 / 8.16 |
| 20 Julok | 2 471 | 129 | 205.92 / 10.75 |
| 21 Indra Makmur | 2 215 | 131 | 184.58 / 10.91 |
| 22 Pante Bidari | 1 472 | 113 | 122.67 / 9.44 |
| 23 Simpang Ulim | 1 868 | 88 | 155.67 / 7.33 |
| 24 Madat | 2 672 | 194 | 222.67 / 16.16 |

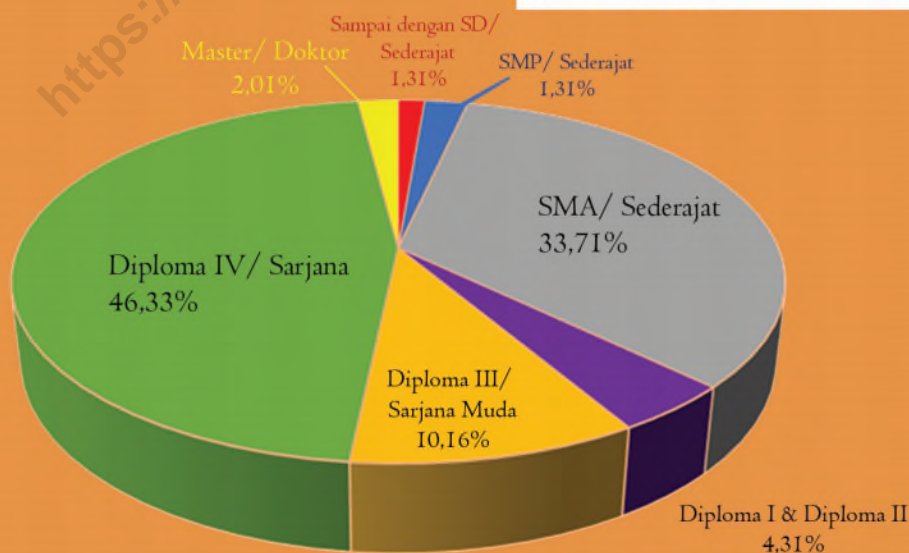
Sumber: Dinas Pertanian dan Hortikultura Kabupaten Aceh Timur

Source: *Agriculture and Horticulture Office of Aceh Timur Regency*

JUMLAH ASN DAERAH
MENURUT JENIS KELAMIN



KOMPOSISI ASN DAERAH
MENURUT PENDIDIKAN, 2017



PENJELASAN TEKNIS**TECHNICAL NOTES**

1. Anggota Dewan Perwakilan Rakyat Daerah (DPRD) dipilih melalui pemilihan umum (pemilu) dan dilantik dalam masa jabatan lima tahun.

2. Susunan pemerintahan Republik Indonesia periode 2014–2019 terdiri dari presiden, wakil presiden, lembaga tinggi negara, kementerian, setingkat menteri, dan Lembaga Pemerintahan Non Kementerian (LPNK).

3. Lembaga tinggi negara terdiri dari Majelis Permusyawaratan Rakyat (MPR), Dewan Perwakilan Rakyat (DPR), Badan Pemeriksa Keuangan (BPK), dan Mahkamah Agung (MA), Dewan Perwakilan Daerah (DPD), Mahkamah Konstitusi (MK), dan Komisi Yudisial (KY).

4. Kementerian terdiri dari kementerian koordinator dan kementerian.

5. Kementerian koordinator terdiri dari bidang politik, hukum, dan keamanan (Polhukam), bidang perekonomian, bidang pembangunan manusia dan kebudayaan, dan bidang kemaritiman.

6. Kementerian terdiri dari Kementerian Sekretaris Negara, Kementerian Dalam Negeri, Kementerian Luar Negeri, Kementerian Perencanaan Pembangunan Nasional/Bappenas, Kementerian Pertahanan, Kementerian Hukum dan Hak Asasi Manusia, Kementerian Keuangan, Kementerian Energi dan Sumber Daya Mineral,

1. *Regional House of Representatives (DPRD) members are elected through a general election and appointed for a five-years membership.*

2. *The government structure of the Republic of Indonesia period 2009–2014 consists of president, vice president, state supreme agencies, ministries, ministerial level institutions, and non-ministerial institutions.*

3. *State supreme agencies consist of The People's Consultative Assembly, The House of Representative, The Audit Board of the Republic of Indonesia, Supreme Court, Local Councils, Constitutional Court, and Judicial Commission.*

4. *Ministries consist of coordinating ministry and departmental ministry.*

5. *Coordinating ministries consist of Coordinating Ministry for Political, Legal, and Security Affairs, Coordinating Ministry for the Economy, Coordinating Ministry for Maritime Affairs, and Coordinating Ministry for Human Development and Culture*

6. *Departmental Ministries consist of State Secretary; Ministry of Home Affairs; Ministry of Foreign Affairs; Ministry of National Development Planning/Chairperson of National Development Planning Agency; Ministry of Defense; Ministry of Justice and Human Rights; Ministry of Finance; Ministry of Energy and Mineral Resources;*

GOVERNMENT

Kementerian Perindustrian, Kementerian Perdagangan, Kementerian Pertanian, Kementerian Perhubungan, Kementerian Kelautan dan Perikanan, Kementerian Ketenagakerjaan, Kementerian Badan Usaha Milik Negara, Kementerian Koperasi dan UKM, Kementerian Pekerjaan Umum dan Perumahan Rakyat, Kementerian Lingkungan Hidup dan Kehutanan, Kementerian Agraria dan Tata Ruang/Badan Pertanahan Nasional, Kementerian Kesehatan, Kementerian Kebudayaan dan Pendidikan Dasar Menengah, Kementerian Sosial, Kementerian Agama, Kementerian Pariwisata, Kementerian Komunikasi dan Informatika, Kementerian Pendayagunaan Aparatur Negara dan Reformasi Birokrasi, Kementerian Pemuda dan Olahraga, Kementerian Desa, Pembangunan Daerah Tertinggal dan Transmigrasi, Kementerian Riset Teknologi dan Pendidikan Tinggi, dan Kementerian Pemberdayaan Perempuan dan Perlindungan Anak.

Ministry of Industry; Ministry of Trade; Ministry of Agriculture; Ministry of Transportation; Ministry of Maritime Affairs and Fisheries; Ministry of Manpower; Ministry of State Owned Enterprises; Ministry of Cooperatives and Small and Medium Enterprises; Ministry of Public Works and Public Housing; Ministry of Environment and Forestry; Ministry of Agrarian Affairs and Spatial Planning/National Land Agency; Ministry of Health; Ministry of Culture and Elementary & Secondary Education; Ministry of Social Services; Ministry of Religious Affairs; Ministry of Tourism; Ministry of Communication and Informatics; Ministry of Empowerment of State Apparatus and Bureaucracy Reform; Ministry of Youth and Sports Affairs; Ministry of Village Development, Disadvantaged Regions and Transmigration; Ministry of Research, Technology, and Higher Education; and Ministry of Women Empowerment and Child Protection

7. Setingkat Menteri terdiri dari Kejaksaan Agung, Tentara Nasional Indonesia, dan Kepolisian Negara Republik Indonesia

7. Ministerial Level Officials consist of, Attorney General, Indonesian National Defense Force, and Indonesian National Police.

8. Lembaga Pemerintah Non Kementerian terdiri dari Arsip Nasional Republik Indonesia, Badan Intelijen Negara, Badan Kepegawaian Negara, Badan Kependudukan dan Keluarga Berencana Nasional, Badan Koordinasi Penanaman Modal, Badan Informasi Geospasial, Badan Meteorologi, Klimatologi, dan Geofisika, Badan Narkotika Nasional,

8. Non Ministerial Institutions consist of National Archive of the Republic of Indonesia, State Intelligence Board, National Civil Service Agency, National Population and Family Planning Board, Investment Coordinating Board, Geospatial Information Agency, Meteorology, Climatology, and Geophysics Agency, National Narcotics Agency,

Badan Nasional Penanggulangan Bencana, Badan Nasional Penanggulangan Terorisme, Badan Nasional Penempatan dan Perlindungan Tenaga Kerja Indonesia, Badan Pengawasan Obat dan Makanan, Badan Pengawasan Tenaga Nuklir, Badan Pengawasan Keuangan dan Pembangunan, Badan Pengkajian dan Penerapan Teknologi, Badan Pusat Statistik, Badan SAR Nasional, Badan Standardisasi Nasional, Badan Tenaga Nuklir Nasional, Lembaga Administrasi Negara, Lembaga Ilmu Pengetahuan Indonesia, Lembaga Ketahanan Nasional, Lembaga Kebijakan Pengadaan Barang/Jasa Pemerintah, Lembaga Penerbangan dan Antariksa Nasional, Lembaga Sandi Negara, dan Perpustakaan Nasional Republik Indonesia.

National Agency for Disaster Management, National Counter Terrorism Agency, The National Authority for The Placement and Protection of Indonesian Overseas Workers, National Agency of Drugs and Foods Control, Nuclear Energy Controlling Board, Audit and Development Supervising Agency, Agency for the Assesment and Application Technology, BPS-Statistics Indonesia, National Search and Rescue Agency, National Standardization Board, National Nuclear Energy Board, National Institute of Administration, National Institute of Science, National Resilience Institute, Government Procurement Policy Board, National Institute of Space and Aeronautics, National Crypto Agency, and National Library of Republic of Indonesia.

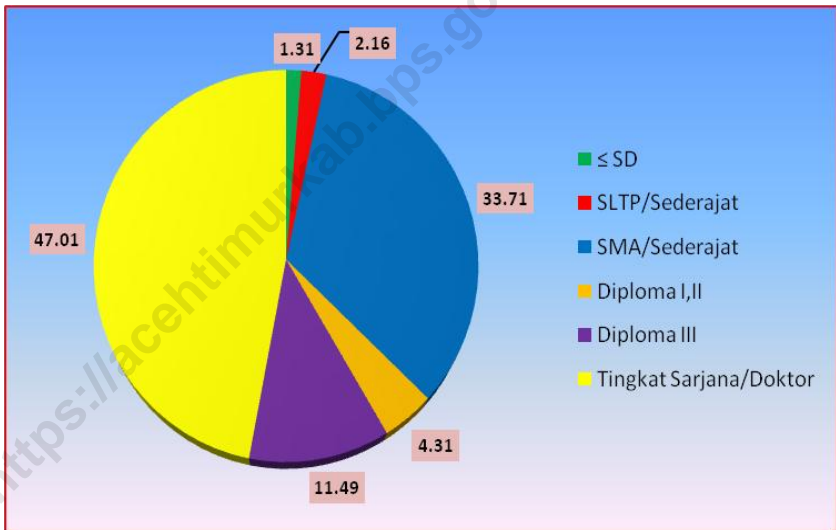
GOVERNMENT

| ULASAN | DESCRIPTION |
|--|--|
| Kabupaten Aceh Timur memiliki struktur pemerintahan yang tidak banyak berbeda dengan pemerintah daerah lainnya di Provinsi Aceh. | <i>Aceh Timur Regency has governance structure not extremely different with other government regency in Aceh.</i> |
| Lembaga Pemerintahan terdiri dari Sekretariat Daerah, Sekretariat DPRD, Sekretariat Baitul Mal, Sekretariat MAA, Sekretariat MPD, Sekretariat MPU, Sekretariat Korpri, Inspektorat, Pemerintahan Kecamatan, 20 dinas, 5 badan, dan 6 Instansi Lainnya. | <i>Government institutions consist of the Regional Secretariat, Parliament Secretariat, Baitul Mal Secretariat, MAA Secretariat, MPD Secretariat, MPU Secretariat, Korpri Secretariat, Inspectorate, Government District, 20 agencies, 5 agencies, and 6 Other Agencies.</i> |
| Tahun 2017 jumlah pegawai negeri sipil (PNS) Daerah Kabupaten Aceh Timur sebanyak 7.911 orang, turun 9,41 persen dari tahun 2016 yaitu 8.733 orang. | <i>In 2017 the number of regional civil servants (PNS) Aceh Timur regency as 8.733 people, decrease 9,41 percent than 2016 as many as 8.733 peoples.</i> |
| Mayoritas PNS di lingkungan pemerintah daerah Kabupaten Aceh bergolongan III, yakni 52,14 persen. | <i>The majority of civil servants in the local government district of Aceh Timur Regency diversified III, which is 52,14 percent.</i> |
| Sementara itu, jika dilihat dari pendidikan, mayoritas PNS daerah Kabupaten Aceh Timur berpendidikan Strata 1 hingga Strata 3, yakni sebesar 47,01 persen. | <i>In other hand, if viewed from education, the majority of civil servants in Aceh Timur regency Strata 1-Strata 3 educated, exactly 47,01 percent.</i> |
| Untuk para wakil rakyat di DPRK Aceh Timur, berjumlah 40 orang. Jumlah ini sama dengan tahun sebelumnya. | <i>Member of Parliament of Aceh Timur Regency consist of 40 members. That's number is equal with a year before.</i> |

Sidang DPRK yang dilakukan pada tahun 2017 menurun jumlahnya dibandingkan dengan tahun 2016. Pada tahun 2017 DPRK Aceh Timur melaksanakan 127 sidang, sedang pada tahun 2016 sebanyak 149 sidang.

Parliament meetings held in 2017 decrease if compare with in 2016. In 2017 Aceh Timur's Parliament held 127 meetings while in 2016 held 149 meetings.

Gambar 2 Persentase Pegawai Negeri Sipil Menurut Pendidikan Tertinggi yang Ditamatkan dan Jenis Kelamin di Kabupaten Aceh Timur, 2017
Figures Percentage of Civil Servants by Educational Attainment and Sex in Aceh Timur Regency, 2017



2.1 WILAYAH ADMINISTRATIF/ADMINISTRATIVE AREA

Tabel 2.1.1 Jumlah Mukim dan Desa Menurut Kecamatan di Kabupaten Aceh Timur, 2017
Table 2.1.1 *Number of Mukim and Villages by Subdistrict in Aceh Timur Regency, 2017*

| Kecamatan Subdistrict | Mukim/Mukim | Desa/Village |
|--------------------------|-------------|--------------|
| (1) | (2) | (3) |
| 1 Serbajadi | 3 | 17 |
| 2 Simpang Jernih | 2 | 8 |
| 3 Peunaron | 1 | 5 |
| 4 Birem Bayeun | 3 | 27 |
| 5 Rantau Selamat | 2 | 14 |
| 6 Sungai Raya | 1 | 13 |
| 7 Peureulak | 5 | 38 |
| 8 Peureulak Timur | 2 | 20 |
| 9 Peureulak Barat | 2 | 15 |
| 10 Ranto Peureulak | 3 | 23 |
| 11 Idi Rayeuk | 3 | 35 |
| 12 Peudawa | 1 | 17 |
| 13 Banda Alam | 1 | 16 |
| 14 Idi Tunong | 3 | 25 |
| 15 Darul Ihsan | 2 | 16 |
| 16 Idi Timur | 3 | 13 |
| 17 Darul Aman | 6 | 45 |
| 18 Nurussalam | 4 | 31 |
| 19 Darul Falah | 1 | 11 |
| 20 Julok | 4 | 37 |
| 21 Indra Makmur | 2 | 13 |
| 22 Pante Bidari | 3 | 25 |
| 23 Simpang Ulim | 3 | 23 |
| 24 Madat | 4 | 26 |
| Aceh Timur | 64 | 513 |

Sumber: Bagian Pemerintahan Sekda Kabupaten Aceh Timur

Source: Government Division of Sekda Kab. Aceh Timur

Tabel 2.1.2 Nama Camat Menurut Kecamatan di Kabupaten Aceh Timur, 2018*
Table *Name Chief of Subdistrict in Aceh Timur Regency, 2018**

| Kecamatan <i>Subdistrict</i> | Nama Camat <i>Chief Name</i> | Nama Sekretaris Camat <i>Chief Secretary Name</i> |
|---------------------------------|---------------------------------|--|
| (1) | (2) | (3) |
| 1 Serbajadi | Drs. Ahmad, MM | Jalaluddin |
| 2 Simpang Jernih | Jamaluddin, S.Sos, M.Si | Amri Ali, SE |
| 3 Peunaron | Akramuddin, S.Sos | Muhammad Taslim, A.Md |
| 4 Birem Bayeun | Nirwadi, S.STP, M.A.P | M. Suryasyah, S.STP |
| 5 Rantau Selamat | Rudy Saputra, S.STP, M.AP | Dra. Evi Julina |
| 6 Sungai Raya | Mujiburrahman, S.STP, M.A.P | Muhammad Arif, S.STP |
| 7 Peureulak | Abdul Aziz, SE, M.Si | Muslidar, SH |
| 8 Peureulak Timur | Abdul Muthaleb, BA | Taufiq Hidayat, SE |
| 9 Peureulak Barat | Drs. M. Nasir M. Nur | Marwan Ismail, SH |
| 10 Ranto Peureulak | Saipul, SP | Asnawi, S.Sos |
| 11 Idi Rayeuk | Iswandi, S.Sos | Edysyah Mulia, S.IP, M.AP |
| 12 Peudawa | Syamsul, SH | Zainuddin, SE |
| 13 Banda Alam | Mulyadi, S.STP | Suryadi, S.Sos |
| 14 Idi Tunong | Baihaki, S.Ag | Nasri, SE |
| 15 Darul Ihsan | Drs. Abdullah | Ilyas, SE |
| 16 Idi Timur | Drs. Muchtaruddin | Dra. Ramlah |
| 17 Darul Aman | T. Muyazir, S.STP | Marzuki |
| 18 Nurussalam | Zainuddin, S.Sos.I | Syahdannur, S.IP, M.AP |
| 19 Darul Falah | Padri, S.Pd | --- |
| 20 Julok | Zainuddin, SE | Adnan, S.Ag |
| 21 Indra Makmur | M. Nur, SE | Imran |
| 22 Pante Bidari | M. Nasir, SP | Muhammad, S.IP |
| 23 Simpang Ulim | Russamin, SE | Zainal Abidin, SKM |
| 24 Madat | Amiruddin, S.Ag, M.AP | Ir. Hasbi |

*) Kondisi Awal tahun

Sumber: Bagian Pemerintahan Sekda Kabupaten Aceh Timur

Source: *Government Division of Sekda Kab. Aceh Timur*

GOVERNMENT

Tabel 2.1.3 Nama Ibukota, Jumlah Desa Berdasarkan Kategori Desa dan Kelurahan, 2017
Table 2.1.3 *Capital Sub District Name, Number of Villages by Category of Desa and Kelurahan, 2017*

| Kecamatan <i>Subdistrict</i> | Ibukota Kecamatan/ <i>Capital of Sub District</i> | Kategori Desa/ <i>Village</i> <i>Category</i> | | |
|---------------------------------|--|--|------------|----------|
| | | Desa | Kelurahan | |
| (1) | (2) | (3) | (4) | |
| 1 | Serbajadi | Lokop | 17 | 0 |
| 2 | Simpang Jernih | Simpang Jernih | 8 | 0 |
| 3 | Peunaron | Arul Pinang | 5 | 0 |
| 4 | Birem Bayeun | Birem Bayeun | 27 | 0 |
| 5 | Rantau Selamat | Bayeun | 14 | 0 |
| 6 | Sungai Raya | Labuhan Keude | 13 | 0 |
| 7 | Peureulak | Peureulak | 38 | 0 |
| 8 | Peureulak Timur | Alue Tho | 20 | 0 |
| 9 | Peureulak Barat | Beusa Seubrang | 15 | 0 |
| 10 | Ranto Peureulak | Ranto Panjang | 23 | 0 |
| 11 | Idi Rayeuk | Idi | 35 | 0 |
| 12 | Peudawa | Seuneubok Peunteut | 17 | 0 |
| 13 | Banda Alam | Panton Rayeuk M | 16 | 0 |
| 14 | Idi Tunong | Buket Teukuh | 25 | 0 |
| 15 | Darul Ihsan | Keude Dua | 16 | 0 |
| 16 | Idi Timur | Keude Redep | 13 | 0 |
| 17 | Darul Aman | Idi Cut | 45 | 0 |
| 18 | Nurussalam | Bagok | 31 | 0 |
| 19 | Darul Falah | Tunong Ulee Gajah | 11 | 0 |
| 20 | Julok | Kuta Binje | 37 | 0 |
| 21 | Indra Makmur | Seuneubok Bayu | 13 | 0 |
| 22 | Pante Bidari | Lhok Nibong | 25 | 0 |
| 23 | Simpang Ulim | Simpang Ulim | 23 | 0 |
| 24 | Madat | Madat | 26 | 0 |
| Aceh Timur | | | 513 | 0 |

Sumber: Bagian Pemerintahan Sekda Kabupaten Aceh Timur
 Source: Government Division of Sekda Kab. Aceh Timur

Tabel 2.1.4 **Nama Gampong, 2017**
Table 2.1.4 **Name of Village, 2017**

| Kecamatan <i>Subdistrict</i> | Gampong <i>Villages</i> |
|---------------------------------|----------------------------|
| (1) | (2) |
| 1 Serbajadi | 1 Lokop |
| | 2 Tualang |
| | 3 Terujak |
| | 4 Leles |
| | 5 Ujung Karang |
| | 6 Umah Taring |
| | 7 Sunti |
| | 8 Seku Alan |
| | 9 Loot |
| | 10 Nalon |
| | 11 Jering |
| | 12 Rampah |
| | 13 Mesir |
| | 14 Seulemak |
| | 15 Sembuang |
| | 16 Bunin |
| | 17 Alur Durin |
| 2 Simpang Jernih | 1 HTI Ranto Naro |
| | 2 Tampur Boor |
| | 3 Tampur Paloh |
| | 4 Melidi |
| | 5 Batu Sumbang |
| | 6 Simpang Jernih |
| | 7 Pante Kera |
| | 8 Rantau Panjang |

Sumber: Bagian Pemerintahan Sekda Kabupaten Aceh Timur

Source: Government Division of Sekda Kab. Aceh Timur

GOVERNMENT

Tabel 2.1.4 **Lanjutan**
Table *Continued*

| Kecamatan <i>Subdistrict</i> | Gampong <i>Villages</i> |
|---------------------------------|--|
| (1) | (2) |
| 3 Peunaron | 1 Arul Pinang 2 Peunaron Baru 3 Peunaron Lama 4 Bukit Tiga 5 Sri Mulya |
| 4 Birem Bayeun | 1 Buket Tiga 2 Benteng 3 Afd.II Bukit 4 Alue Drien 5 Alue Canang 6 Jambo Labu 7 Alue Buloh 8 Peutow 9 Keumuneng Hulu 10 Alue Teh 11 Paya Tampah 12 Paya Bili Dua 13 Paya Rambong 14 Alue Gadeng Sa 15 Birem Rayeuk 16 Keude Birem 17 Aramiyah 18 Paya Bili Sa 19 Merbau Dua 20 Paya Peulawi |

Sumber: Bagian Pemerintahan Sekda Kabupaten Aceh Timur
Source: Government Division of Sekda Kab. Aceh Timur

Tabel 2.1.4 **Lanjutan**
Table *Continued*

| Kecamatan <i>Subdistrict</i> | Gampong <i>Villages</i> |
|---------------------------------|--|
| (1) | (2) |
| 4 Birem Bayeun | 21 Bayeun 22 Alue Gadeng 23 Alue Gadeng Dua 24 Buket Seulemak 25 Blang Tualang 26 Alue Sentang 27 Alue Nyamoek |
| 5 Rantau Selamat | 1 Alue Tuwi 2 Alue Kaul 3 Alue Punti 4 Damar Siput 5 Simpang Peut 6 Sarah Kayee 7 Alue Seulumak 8 Simpang Aneuh 9 Gampong Bayeun 10 Sarah Taube 11 Rantau Panjang 12 Alue Raya 13 Seuneubok Dalam 14 Alue Kumba |
| 6 Sungai Raya | 1 Gajah Mentah 2 Seuneubok Aceh 3 Seuneubok Pase 4 Sungai Simpang 5 Paya Keutapang |

Sumber: Bagian Pemerintahan Sekda Kabupaten Aceh Timur

Source: Government Division of Sekda Kab. Aceh Timur

GOVERNMENT

Tabel 2.1.4 **Lanjutan**
Table **Continued**

| Kecamatan <i>Subdistrict</i> | Gampong <i>Villages</i> | |
|---------------------------------|----------------------------|-----------------------|
| (1) | (2) | |
| 6 Sungai Raya | 6 Alue Itam | |
| | 7 Buket Drien | |
| | 8 Buket Seulamat | |
| | 9 Kuala Parek | |
| | 10 Labuhan Keudee | |
| | 11 Krueng Lingka | |
| | 12 Geulumpang Payong | |
| | 13 Alue Rangan | |
| | 7 Peureulak | 1 Cek Mbon |
| | | 2 Seuneubok Pidie |
| | | 3 Kuala Leuge |
| | | 4 Seuneubok Peusangan |
| | | 5 Lubok Pempeng |
| 6 Dama Tutong | | |
| 7 Balee Buya | | |
| 8 Matang Gleum | | |
| 9 Alue Nibong | | |
| 10 Buket Pala | | |
| 11 Blang Simpo | | |
| 12 Paya Kalui | | |
| 13 Alue Dua Paya Gajah | | |
| 14 Seuneubok Aceh | | |
| 15 Uteun Dama | | |
| 16 Paya Meuligo | | |
| 17 Punt | | |
| 18 Kemuneng | | |

Sumber: Bagian Pemerintahan Sekda Kabupaten Aceh Timur
Source: Government Division of Sekda Kab. Aceh Timur

Tabel 2.1.4 **Lanjutan**
Table *Continued*

| Kecamatan <i>Subdistrict</i> | Gampong <i>Villages</i> |
|---------------------------------|----------------------------|
| (1) | (2) |
| 7 Peureulak | 19 Bangka Rimung |
| | 20 Leuge |
| | 21 Lhok Dalam |
| | 22 Bandrong |
| | 23 Tanoh Rata |
| | 24 Tualang |
| | 25 Keude Peureulak |
| | 26 Cot Muda Itam |
| | 27 Pasir Putih |
| | 28 Blang Bitra |
| | 29 Beusa Meuranoe |
| | 30 Seumatang Muda Itam |
| | 31 Blang Balok |
| | 32 Kuala Bugak |
| | 33 Paya Lipah |
| | 34 Cot Geulumpang |
| | 35 Cot Keh |
| | 36 Blang Batee |
| 37 Alue Rambong | |
| 38 Matang Peulawi | |
| 8 Peureulak Timur | 1 Buket Meuriam |
| | 2 Seuneubok Punti |
| | 3 Alue Bugeng |
| | 4 Seuneubok Teungoh |
| | 5 Seuneubok Teupin |
| | 6 Alue BuAlue Lhok |

Sumber: Bagian Pemerintahan Sekda Kabupaten Aceh Timur

Source: Government Division of Sekda Kab. Aceh Timur

GOVERNMENT

Tabel 2.1.4 **Lanjutan**
Table *Continued*

| Kecamatan <i>Subdistrict</i> | Gampong <i>Villages</i> |
|---------------------------------|----------------------------|
| (1) | (2) |
| 8 Peureulak Timur | 7 Alue Gureb |
| | 8 Alue Bu Alue Nireh |
| | 9 Seuneubok Paya |
| | 10 Seuneubok Rawang |
| | 11 Alue Tho |
| | 12 Seuneubok Lapang |
| | 13 Seuneubok Jalan |
| | 14 Geulanggang Meurak |
| | 15 Seumatang Keude |
| | 16 Babah Krueng |
| | 17 Kruet Lintang |
| | 18 Jeungki |
| | 19 Seuneubok Dalam |
| 9 Peureulak Barat | 20 Tualang Pateng |
| | 1 Kabu |
| | 2 Beuringen |
| | 3 Teumpeun |
| | 4 Kebun Teumpeun |
| | 5 Paya Seungat |
| | 6 Tanjong Tualang |
| | 7 Beusa Seberang |
| | 8 Paya Gajah |
| | 9 Mon Geudong |
| | 10 Alue Bu Tuha |
| | 11 Alue Bu Jalan |
| 12 Paya Biek | |

Sumber: Bagian Pemerintahan Sekda Kabupaten Aceh Timur
Source: Government Division of Sekda Kab. Aceh Timur

Tabel 2.1.4 **Lanjutan**
Table *Continued*

| Kecamatan <i>Subdistrict</i> | Gampong <i>Villages</i> |
|---------------------------------|---|
| (1) | (2) |
| 9 Peureulak Barat | 13 Beusa Baroh 14 Alue Bu Tunong 15 Alue Bu Jalan Baroh |
| 10 Ranto Peureulak | 1 Beurandang 2 Alue Geunteng 3 Kliet 4 Tampak 5 Paya Palas 6 Alue Batee 7 Bhom Lama 8 Pasi Puteh 9 Alue Dua 10 Buket Pala Bsp 11 Punti Payong 12 Seumali 13 Pertamina 14 Blang Barom 15 Pulo Blang 16 Seuneubok Johan 17 Paya Unou 18 SeuneubokBaro 19 SeuneubokDalam 20 Seulemak Muda 21 Mata le 22 Alue Udep 23 Seumanah Jaya |

Sumber: Bagian Pemerintahan Sekda Kabupaten Aceh Timur

Source: Government Division of Sekda Kab. Aceh Timur

GOVERNMENT

Tabel 2.1.4 **Lanjutan**
Table *Continued*

| Kecamatan <i>Subdistrict</i> | Gampong <i>Villages</i> |
|---------------------------------|---|
| (1) | (2) |
| 11 Idi Rayeuk | 1 Dama Pulo 2 Gureb Blang 3 Seuneubok Tutong 4 Sam Poi Mah 5 Seuneubok Tuha 6 Buket Langa 7 Buket Juara 8 Buket Pala 9 Meunasah Puuk 10 Keude Blang 11 Bantayan Timu 12 Gampong Aceh 13 Keude Aceh 14 Kuta Blang 15 Seuneubok Bacee 16 Titi Baro 17 Seuneubok Teungoh (PP) 18 Seuneubok Rambong 19 Tanoh Anoe 20 Gampong Tanjong 21 Kuala Peudawa Puntong 22 Gampong Jawa 23 Blang Geulumpang 24 Gampong Jalan 25 Buket Meulinteung 26 Buket Jok |

Sumber: Bagian Pemerintahan Sekda Kabupaten Aceh Timur
 Source: Government Division of Sekda Kab. Aceh Timur

Tabel 2.1.4 **Lanjutan**
Table *Continued*

| Kecamatan <i>Subdistrict</i> | Gampong <i>Villages</i> |
|---------------------------------|----------------------------|
| (1) | (2) |
| 11 Idi Rayeuk | 27 Teupin Batee |
| | 28 Alue Dua Muka S |
| | 29 Tanjong Kapai |
| | 30 Gampong Baro |
| | 31 Kuala Idi |
| | 32 Keutapang Mameh |
| | 33 Ulee Blang |
| | 34 Alue Dua Muka O |
| | 35 Kuta Lawah |
| | 12 Peudawa |
| 2 Buket Kuta | |
| 3 Blang Kuta | |
| 4 Alue Batee | |
| 5 Paya Bili Sa | |
| 6 Blang Buket | |
| 7 Kuta Baro | |
| 8 Seuneubok Teungoh | |
| 9 Seuneubok Peunteut | |
| 10 Sama Dua | |
| 11 Gampong Keude | |
| 12 Meunasah Krueng | |
| 13 Paya Bili Dua | |
| 14 Paya Dua | |
| 15 Gampong Kuala | |
| 16 Alue le Itam | |
| 17 Matang Rayeuk | |

Sumber: Bagian Pemerintahan Sekda Kabupaten Aceh Timur

Source: Government Division of Sekda Kab. Aceh Timur

GOVERNMENT

Tabel
Table **2.1.4** **Lanjutan**
Continued

| Kecamatan <i>Subdistrict</i> | Gampong <i>Villages</i> |
|---------------------------------|--|
| (1) | (2) |
| 13 Banda Alam | 1 Seuneubok Bayu 2 Jambo Reuhah 3 Blang Rambong 4 Ulee Jalan 5 Seuneubok Kandang 6 Seuneubok Benteng 7 Seuneubok Pango 8 Uram Jalan 9 Jalan Dua 10 Pantan Rayeuk T 11 Pantan Rayeuk A 12 Pantan Rayeuk B 13 Pantan Rayeuk M 14 Buket Drien 15 Paya Laman 16 Seuneubok Simpang |
| 14 Idi Tunong | 1 Alue Lhok 2 Padang Kasah 3 Seuneubok Buya 4 Paya Awee 5 Paya Gaboh 6 Seuneubok Drien 7 Keude Keumuneng 8 Keumuneng 9 Seuneubok Meureudu 10 Seuneubok Punti |

Sumber: Bagian Pemerintahan Sekda Kabupaten Aceh Timur
 Source: Government Division of Sekda Kab. Aceh Timur

Tabel 2.1.4 **Lanjutan**
Table *Continued*

| Kecamatan <i>Subdistrict</i> | Gampong <i>Villages</i> |
|---------------------------------|--|
| (1) | (2) |
| 14 Idi Tunong | 11 Seuneubok Dalam 12 Seuneubok Jalan 13 Buket Teukuh 14 Keemuneng Lhok 15 Buket Rumiya 16 Alue Kumbang M 17 Alue Kumbang A 18 Seuneubok Baro 19 Buket Puuk 20 Seuneubok Buloh 21 Blang Minjei 22 Blang Guci 23 Bantayan Barat 24 Seuneubok Teupin Panah 25 Teupin Panah |
| 15 Darul Ihsan | 1 Seuneubok Aceh Baro 2 Lhok Leumak 3 Seuneubok Teungoh 4 Meunasah Aroen 5 Lhok Dalam 6 Lhok Meureu 7 Pantan Meureubo 8 Lhok Panjoe 9 Alue Jangat 10 Meudang Ara 11 Seuneubok Kulam |

Sumber: Bagian Pemerintahan Sekda Kabupaten Aceh Timur

Source: Government Division of Sekda Kab. Aceh Timur

GOVERNMENT

Tabel 2.1.4 **Lanjutan**
Table *Continued*

| Kecamatan <i>Subdistrict</i> | Gampong <i>Villages</i> |
|---------------------------------|----------------------------|
| (1) | (2) |
| 15 Darul Ihsan | 12 Gunong Putoh |
| | 13 Seuneubok Lapang |
| | 14 Keude Dua |
| | 15 Buket Peulawi |
| | 16 Pulo Blang |
| 16 Idi Timur | 1 Keutapang Dua |
| | 2 Matang Rayeuk (Smk) |
| | 3 Meunasah Jumpa |
| | 4 Lhok Asahan |
| | 5 Tualang Dalam |
| | 6 Seuneubok Kuyun |
| | 7 Ulee Glee |
| | 8 Seuneubok Barat |
| | 9 Seuneubok Teungoh |
| | 10 Seuneubok Timu |
| | 11 Matang Bungong |
| | 12 Matang Rayeuk (PP) |
| | 13 Seuneubok Dalam |
| 17 Darul Aman | 1 Seuneubok Simpang |
| | 2 Alu Lhok |
| | 3 Aluu Merbo |
| | 4 Meunasah Keutapang |
| | 5 Alue Dalam |
| | 6 Dama Pulo Dua |
| | 7 Alue Luddin Dua |
| | 8 Jungka Gajah |

Sumber: Bagian Pemerintahan Sekda Kabupaten Aceh Timur
Source: Government Division of Sekda Kab. Aceh Timur

Tabel 2.1.4 **Lanjutan**
Table *Continued*

| Kecamatan <i>Subdistrict</i> | Gampong <i>Villages</i> |
|---------------------------------|----------------------------|
| (1) | (2) |
| 17 Darul Aman | 9 Buket Rumia |
| | 10 Buket Raya |
| | 11 Gaseh Sayang |
| | 12 Seuneubok Buloh |
| | 13 Kapai Baro |
| | 14 Keumuneng Sa |
| | 15 Seuneubok Tuha Sa |
| | 16 Alue Gadeng |
| | 17 Trieng Gadeng |
| | 18 Buket Kulam |
| | 19 Seuneubok Teungoh |
| | 20 Dama Pulo Sa |
| | 21 Gampong Beunot |
| | 22 Teupin Drum |
| | 23 Kuala Idi Cut |
| | 24 GampongBaro |
| | 25 Alue Luddin Sa |
| | 26 Lhok Geulumpang |
| | 27 Blang Buket |
| | 28 Seuneubok Tuha Dua |
| | 29 Keumuneng Dua |
| | 30 Buket Tualang |
| | 31 Bagok Panah Peut |
| | 32 Bagok Panah Lhee |
| | 33 Keumuneng Limong |
| | 34 Keumuneng Lhee |

Sumber: Bagian Pemerintahan Sekda Kabupaten Aceh Timur

Source: Government Division of Sekda Kab. Aceh Timur

GOVERNMENT

Tabel 2.1.4 **Lanjutan**
Table **Continued**

| Kecamatan <i>Subdistrict</i> | Gampong <i>Villages</i> | |
|---------------------------------|----------------------------|----------------------|
| (1) | (2) | |
| 17 Darul Aman | 35 Keumuneng Peut | |
| | 36 Grong-Grong | |
| | 37 Gampong Keude | |
| | 38 Peukan Idi Cut | |
| | 39 Seuneubok Baroh | |
| | 40 Meunasah Blang | |
| | 41 Seuneubok Aceh | |
| | 42 Matang Geutou | |
| | 43 Matang Pineung | |
| | 44 Bagok Panah sa | |
| | 45 Bagok Panah Dua | |
| | 18 Nurussalam | 1 Alue Siwah Serdang |
| | | 2 Gampong Lhee |
| | | 3 Beurandang |
| | | 4 Seuneubok Rambong |
| 5 Gampong Jalan | | |
| 6 Buket Meurak | | |
| 7 Seuneubok Dalam | | |
| 8 Gampong Mesjid | | |
| 9 Paya Enjee | | |
| 10 Seuleumak Muda | | |
| 11 Cot Asan | | |
| 12 Buket Panyang | | |
| 13 Buket Panjou | | |
| 14 Matang Panyang | | |
| 15 Meunasah Hagu | | |

Sumber: Bagian Pemerintahan Sekda Kabupaten Aceh Timur
Source: Government Division of Sekda Kab. Aceh Timur

Tabel 2.1.4 **Lanjutan**
Table *Continued*

| Kecamatan <i>Subdistrict</i> | Gampong <i>Villages</i> |
|---------------------------------|--|
| (1) | (2) |
| 18 Nurussalam | 16 Matang Kunyet 17 Matang Neuheun 18 Teupin Pukat 19 Pulo-U 20 Matang Seuleumak 21 Bantayan 22 Blang Panjou 23 Seumatang Aron 24 Medang Ara 25 Meunasah Teungoh 26 Keude Bagok Sa 27 Keude Bagok Dua 28 Kuala Bagok 29 Asan Tanjung 30 Baroh Bugeng 31 Peulawi |
| 19 Darul Falah | 1 Tunong Bugeng 2 Cempeudak 3 Buket Tufah 4 Tunong Ulee Gajah 5 Keudondong 6 Seuneubok Panton 7 Buket Teumpeun 8 Keude Blang 9 Paya Kreup 10 Tunong Paya Kreup 11 Alue Siwah |

Sumber: Bagian Pemerintahan Sekda Kabupaten Aceh Timur

Source: Government Division of Sekda Kab. Aceh Timur

GOVERNMENT

Tabel
Table **2.1.4** **Lanjutan**
Continued

| Kecamatan <i>Subdistrict</i> | Gampong <i>Villages</i> |
|---------------------------------|----------------------------|
| (1) | (2) |
| 20 Julok | 1 Keumuneng |
| | 2 Ladang Baro |
| | 3 Seuneubok Baro |
| | 4 Seuneubok Rambong |
| | 5 Teupin Raya |
| | 6 Buket Panyang |
| | 7 Blang Keumahang |
| | 8 Buket Makmur |
| | 9 Bukit Dindeng |
| | 10 Lhok Rambong |
| | 11 Blang Mideun |
| | 12 Blang Jambée |
| | 13 Paya Bakong |
| | 14 Bukit Seroja |
| | 15 Blang Pauh Sa |
| | 16 Ulee Ateung |
| | 17 Mane Rampak |
| | 18 Ujong Tunong |
| | 19 Paya Pasi |
| | 20 Blang Gleum |
| | 21 Alue Cek Doi |
| | 22 Tumpok Teungoh |
| | 23 Matang |
| | 24 Julok Tunong |
| | 25 Blang Pauh Dua |
| | 26 Keude Kuta Binjei |

Sumber: Bagian Pemerintahan Sekda Kabupaten Aceh Timur
Source: Government Division of Sekda Kab. Aceh Timur

Tabel 2.1.4 **Lanjutan**
Table *Continued*

| Kecamatan <i>Subdistrict</i> | Gampong <i>Villages</i> |
|---------------------------------|--|
| (1) | (2) |
| 20 Julok | 27 Ulee Tanoh 28 Kuala Geulumpang 29 Blang Uyok 30 Ulee Blang 31 Naleung 32 Labuhan 33 Gampong Baro 34 Matang 35 Tanjong Tok Blang 36 Simpang Lhee 37 Lhok Seuntang |
| 21 Indra Makmur | 1 Alue Ie Itam 2 Seuneubok Bayu 3 Blang Nisan 4 Bandar Baro 5 Alue Patong 6 Seuneubok Cina 7 Pelita Sagop Jaya 8 Perk Julok Rayeuk Utara 9 Perk Julok Rayeuk Selatan 10 Jambo Balee 11 Alue Ie Mirah 12 Jambo Lubok 13 Suka Makmur |

Sumber: Bagian Pemerintahan Sekda Kabupaten Aceh Timur

Source: Government Division of Sekda Kab. Aceh Timur

GOVERNMENT

Tabel
Table **2.1.4** **Lanjutan**
Continued

| Kecamatan <i>Subdistrict</i> | Gampong <i>Villages</i> |
|---------------------------------|---|
| (1) | (2) |
| 22 Pantee Bidari | 1 Blang Seunong 2 Pante Labu 3 Pante Rambong 4 Alue Ie Mirah 5 Seuneubok Tuha 6 Seuneubok Saboh 7 Buket Kareung 8 Buket Bata 9 Grong Grong 10 Meunasah Tunong 11 Matang Perlak 12 Meunasah Leubok 13 Meunasah Teungoh 14 Keude Baro 15 Pante Panah 16 Matang Pudeng 17 Gampong Putoh Dua 18 Matang Kruet 19 Paya Deumam Sa 20 Paya Deumam Lhee 21 Paya Deumam Dua 22 Putoh Sa 23 Suka Damai 24 Sah Raja 25 Sijudo |

Sumber: Bagian Pemerintahan Sekda Kabupaten Aceh Timur
 Source: Government Division of Sekda Kab. Aceh Timur

Tabel 2.1.4 **Lanjutan**
Table *Continued*

| Kecamatan <i>Subdistrict</i> | Gampong <i>Villages</i> |
|---------------------------------|---|
| (1) | (2) |
| 23 Simpang Ulim | 1 Matang Weng 2 Alue Mulieng 3 Pucok Alue Barat 4 Pucok Alue Sa 5 Matang Kumbang 6 Titi Baroeh 7 Ara Kundo 8 Alue Buloh Dua 9 Matang Rayeuk 10 Teupin Breuh 11 Blang Nie 12 Pucok Alue Dua 13 Peulalu 14 Alue Buloh Sa 15 Kuala Simpang Ulim 16 Gampong Baro 17 Nicah Awe 18 Bantayan 19 Keude Tuha 20 Gampong Blang 21 Lampuh Rayeuk 22 Teupin Mamplam 23 Matang Seupeng |

Sumber: Bagian Pemerintahan Sekda Kabupaten Aceh Timur

Source: Government Division of Sekda Kab. Aceh Timur

GOVERNMENT

Tabel 2.1.4 **Lanjutan**
Table *Continued*

| Kecamatan <i>Subdistrict</i> | Gampong <i>Villages</i> |
|---------------------------------|--|
| (1) | (2) |
| 24 Madat | 1 Paya Deumam Peut 2 Paya Naden 3 Tanjung Ara 4 Tanjung Minjei 5 Seuneubok Pidie 6 Rambong Lop 7 Matang Jrok 8 Matang Nibong 9 Madat 10 Abeuk Geulanteu 11 Matang Keupula Satu 12 Ulee Ateung 13 Blang Andam 14 Bintah 15 Blang Awe 16 Pante Meureubo 17 Lueng Satu 18 Matang Keupula Lhee 19 Matang Keupula Dua 20 Blang Ubit 21 Lueng Peut 22 Lueng Dua 23 Matang Guru 24 Pante Bayam 25 Meunasah Tingkeum 26 Meunasah Asan |

Sumber: Bagian Pemerintahan Sekda Kabupaten Aceh Timur
Source: Government Division of Sekda Kab. Aceh Timur

2.2 DEWAN PERWAKILAN RAKYAT DAERAH THE REGIONAL HOUSE OF REPRESENTATIVE

Tabel
Table 2.2.1 Jumlah Anggota DPRD Menurut Fraksi Partai Politik, Komisi dan Jenis Kelamin di Kabupaten Aceh Timur, 2017
Number of Members of The Regional House of Representatives by Fraction of Political Parties, Comition and Sex in Aceh Timur Reqency, 2017

| Uraian <i>Description</i> | Jenis Kelamin/Sex | | |
|---------------------------------|--------------------------|-----------------------------|------------------------|
| | Laki-Laki <i>Male</i> | Perempuan <i>Female</i> | Jumlah <i>Total</i> |
| (1) | (2) | (3) | (4) |
| A Fraksi/Fraction | | | |
| 1. Partai Aceh | 21 | 2 | 23 |
| 2. Partai Nasdem | 10 | 2 | 12 |
| 3. Partai Gerindra | 5 | 0 | 5 |
| Jumlah/Total | 36 | 4 | 40 |
| B Komisi/Comition | | Nama Pimpinan Leader | |
| 1. Ketua | Marzuki Ajad | | |
| 2. Wakil Ketua I | Samsul Akbar, SE | | |
| 3. Wakil Ketua II | Muhammad Nur, S.Pd.I | | |
| 4. A (Pemerintahan) | Muzakkir | | |
| 5. B (Perekonomian) | Amiruddin | | |
| 6. C (Keuangan dan Pembangunan) | Maimun Idris | | |
| 7. D (Kesejahteraan Rakyat) | Hermansyah, SE.I | | |
| 8. E (Keistimewaan Aceh) | Abdul Hamid | | |

Sumber: Sekretariat DPRK Aceh Timur

Source: *Secretary of Aceh Timur's Parliamentary*

GOVERNMENT

Nama, Pendidikan, Umur, dan Asal Partai Anggota DPRD

Kabupaten Aceh Timur, 2017

Tabel
Table 2.2.2

Name, Education, Age, and Party of Aceh Timur's Parliamentary Member, 2017

| | Nama Name | Pendidikan Education | Umur Age | Partai Party |
|-----|----------------------------|---------------------------------------|---------------------------|-------------------------------|
| | (1) | (2) | (3) | (4) |
| 1. | Marzuki Ajad | MA | 48 | PA |
| 2. | Samsul Akbar, SE | S1 | 47 | Nasdem |
| 3. | Muhammad Nur, S.PdI | S1 | 46 | Gerindra |
| 4. | Amiruddin | SMA | 39 | PA |
| 5. | Dina Sulaiman | SMA | 35 | PA |
| 6. | Abdul Hamid | SMA | 47 | PA |
| 7. | Junaidi | SMA | 41 | PA |
| 8. | Irwansyah | SMA | 37 | PA |
| 9. | T Saiful Bahri | SMA | 57 | PA |
| 10. | Tgk Ibrahim, SE.I | S1 | 35 | PA |
| 11. | Hermansyah, SE.I | S1 | 35 | PA |
| 12. | M Kasem | SMA | 53 | PA |
| 13. | Iskandar, SE.I | S1 | 40 | PA |
| 14. | Irwanda | SMA | 28 | PA |
| 15. | Asnawi | SMA | 38 | PA |
| 16. | Samsul Bahri, SE.I | S1 | 48 | PA |
| 17. | Junaidi A.A.MK | DIII Keperawatan | 38 | PA |
| 18. | Rusli | SMA | 37 | PA |
| 19. | Mariana | SMA | 51 | PA |
| 20. | Suriadi, S.HI | S1 | 29 | PA |

Sumber: Sekretariat DPRK Aceh Timur

Source: Secretary of Aceh Timur's Parliamentary

Tabel 2.2.2 **Lanjutan**
Table *Continued*

| | Nama Name | Pendidikan Education | Umur Age | Partai Party |
|----|-------------------------------|---------------------------------------|---------------------------|-------------------------------|
| | (1) | (2) | (3) | (4) |
| 21 | Abdul Hamid | SMA | 38 | PA |
| 22 | Muhammad Sufyan | MA | 41 | PA |
| 23 | Ir. Kasad, MAP | S2 | 50 | Golkar |
| 24 | Syarifah Noor Akmal | SMA | 56 | Golkar |
| 25 | Tgk. Muhammad Adam, S.Sos.I | S1 | 44 | Nasdem |
| 26 | Sofiyah Affan, S.Pd, M.Pd | S2 | 32 | Nasdem |
| 27 | Narmawi, A.Md | DIII Eko. Perbankan | 45 | Nasdem |
| 28 | Yusri | SMA | 45 | PNA |
| 29 | Jailani | SMA | 44 | PNA |
| 30 | Junaidi, A.Md | D III | 34 | PPP |
| 31 | Tgk. H.Mudawali Ibrahim, S.Ag | S1 | 41 | PPP |
| 32 | Edi Darmansyah | SMA | 45 | Gerindra |
| 33 | Aidul Azhar | MAN | 39 | Gerindra |
| 34 | Hamdani A Gani, SH | S1 | 46 | Gerindra |
| 35 | Ramlan | SMA | 46 | Gerindra |
| 36 | Muzakkir | MAN | 52 | PA |
| 37 | Maimun | SMA | 47 | PA |
| 38 | Cut Lismariati | SMA | 51 | Demokrat |
| 39 | Mat Rais, SE | S1 | 35 | Nasdem |
| 40 | Fadhil Muhammad | SMA | 37 | PA |

Sumber: Sekretariat DPRK Aceh Timur

Source: Secretary of Aceh Timur's Parliamentary

GOVERNMENT

Tabel 2.2.3 Jumlah Sidang / Rapat DPRD Menurut Jenisnya, 2012 – 2017
Table *Number of Parliament Meetings by Kinds of Meetings, 2012 - 2017*

| | Nama Name | 2013 | 2014 | 2015 | 2016 | 2017 |
|---------------------|--|-------------|-------------|-------------|-------------|-------------|
| | (1) | (2) | (3) | (4) | (3) | (4) |
| 1. | Paripurna Terbuka/Open Plenary | 28 | 20 | 7 | 28 | 21 |
| 2. | Paripurna Istimewa/Especial Plenary | 1 | 3 | - | 2 | 2 |
| 3. | Paripurna Khusus/Special Plenary | 8 | 5 | 12 | 7 | 5 |
| 4. | Panitia Musyawarah/Discussion Committee | 15 | 9 | 12 | 23 | 11 |
| 5. | Panitia Anggaran/Budget Committee | 14 | 7 | 12 | 11 | 6 |
| 6. | Rapat Fraksi/Faction Meetings | 6 | - | 48 | 20 | 23 |
| 7. | Rapat Komisi/Committees Meetings | 15 | 13 | 48 | 48 | 50 |
| 8. | Panitia Khusus/Special Committee | 7 | - | 24 | 6 | 5 |
| 9. | Rapat Tim Kunjungan Kerja/ Team Meetings of Visiting Work | 2 | 5 | 3 | 4 | 4 |
| Jumlah/Total | | 96 | 62 | 166 | 149 | 127 |

Sumber: Sekretariat DPRK Aceh Timur

Source: Secretary of Aceh Timur's Parliamentary

Tabel 2.2.4 Jumlah Keputusan DPRD Menurut Jenisnya, 2012 – 2017
Table *Number of Parliament Decisions by Kinds of Decisions, 2012 - 2017*

| Nama Name | 2013 | 2014 | 2015 | 2016 | 2017 |
|---|-----------|-----------|-----------|-----------|-----------|
| (1) | (2) | (3) | (4) | (3) | (4) |
| 1. Peraturan Daerah/ Local Regulation | 8 | 10 | 10 | 4 | 11 |
| 2. Keputusan DPRD/ Parliament Regulation | 15 | 6 | 8 | 9 | 13 |
| 3. Pernyataan/ Special Plenary | - | - | - | - | - |
| 4. Pernyataan Pendapat/ Declaration Opinion | - | - | - | - | - |
| 5. Kesimpulan Pendapat/ Conclution Opinion | - | - | - | - | - |
| 6. Keputusan Pimpinan/Chairman Decision | 19 | 37 | 39 | 30 | 36 |
| 7. Resolusi/Resulation | - | - | 6 | - | - |
| 8. Memorandum/Memorandum | - | - | - | - | - |
| Jumlah/Total | 42 | 53 | 63 | 43 | 60 |

Sumber: Sekretariat DPRK Aceh Timur

Source: Secretary of Aceh Timur's Parlemetary

2.3 PEGAWAI NEGERI SIPIL/CIVIL SERVANTS

Tabel 2.3.1 Jumlah Pegawai Negeri Sipil Menurut Dinas/Instansi Pemerintah dan Jenis Kelamin di Kabupaten Aceh Timur, 2017
Table 2.3.1 *Number of Civil Servants by Institution/Office and Sex in Aceh Timur Regency, 2017*

| | Dinas/Instansi Pemerintahan <i>Institution/Office</i> | Jenis Kelamin/Sex | | |
|------------------------------|--|--------------------------|----------------------------|------------------------|
| | | Laki-Laki <i>Male</i> | Perempuan <i>Female</i> | Jumlah <i>Total</i> |
| | (1) | (2) | (3) | (4) |
| 1 | Sekretariat Daerah | 125 | 60 | 185 |
| 2 | Sekretariat DPRK | 31 | 13 | 44 |
| 3 | Sekretariat Baitul Mal | 7 | 3 | 10 |
| 4 | Sekretariat Majelis Adat Aceh | 5 | 3 | 8 |
| 5 | Sekretariat Majelis Pendidikan Daerah | 6 | 3 | 9 |
| 6 | Sekretariat Majelis Permusyawaratan Ulama | 7 | 3 | 10 |
| 7 | Inspektorat | 26 | 24 | 50 |
| 8 | Pemerintahan Kecamatan | 577 | 231 | 808 |
| Badan : | | | | |
| 1 | Badan Perencanaan Pembangunan Daerah | 38 | 25 | 63 |
| 2 | Badan Kepegawaian dan Pengembangan Sumber Daya Manusia | 38 | 24 | 62 |
| 3 | Badan Pengelolaan Keuangan Daerah | 82 | 62 | 144 |
| 4 | Badan Kesatuan Bangsa dan Politik | 20 | 9 | 29 |
| 5 | Badan Penanggulangan Bencana Daerah | 78 | 8 | 86 |
| Sub Jumlah/ Sub Total | | 1 040 | 468 | 1 508 |

Tabel 2.3.1 **Lanjutan**
Table 2.3.1 **Continued**

| Dinas/Instansi Pemerintahan <i>Institution/Office</i> | Jenis Kelamin/Sex | | |
|--|--------------------------|----------------------------|------------------------|
| | Laki-Laki <i>Male</i> | Perempuan <i>Female</i> | Jumlah <i>Total</i> |
| (1) | (2) | (3) | (4) |
| Dinas : | | | |
| 1 Dinas Pendidikan dan Kebudayaan | 1 056 | 2 393 | 3 449 |
| 2 Dinas Kesehatan | 277 | 891 | 1 168 |
| 3 Dinas Tanaman Pangan dan Hortikultura | 103 | 74 | 177 |
| 4 Dinas Perkebunan dan Peternakan | 69 | 37 | 106 |
| 5 Dinas Ketahanan Pangan dan Penyuluhan | 69 | 74 | 143 |
| 6 Dinas Perikanan | 36 | 12 | 48 |
| 7 Dinas Pekerjaan Umum dan Perumahan Rakyat | 160 | 38 | 198 |
| 8 Dinas Perhubungan | 28 | 15 | 43 |
| 9 Dinas Perindustrian, Tenaga Kerja dan Transmigrasi | 22 | 12 | 34 |
| 10 Dinas Sosial | 20 | 13 | 33 |
| 11 Dinas Syariat Islam | 28 | 11 | 39 |
| 12 Dinas Kependudukan, dan Pencatatan Sipil | 30 | 16 | 46 |
| 13 Dinas Komunikasi dan Informatika | 16 | 4 | 20 |
| 14 Dinas Pariwisata, Pemuda dan Olah Raga | 21 | 4 | 25 |
| Sub Jumlah/ Sub Total | 1 935 | 3 594 | 5 529 |

Tabel 2.3.1 **Lanjutan**
Table 2.3.1 **Continued**

| | Dinas/Instansi Pemerintahan <i>Institution/Office</i> | Jenis Kelamin/Sex | | |
|---------------------------------|--|--------------------------|----------------------------|------------------------|
| | | Laki-Laki <i>Male</i> | Perempuan <i>Female</i> | Jumlah <i>Total</i> |
| | (1) | (2) | (3) | (4) |
| 15 | Dinas Perpustakaan dan Kearsipan | 17 | 34 | 51 |
| 16 | Dinas Penanaman Modal dan Pelayanan Perizinan Terpadu | 22 | 7 | 29 |
| 17 | Dinas Pemberdayaan Masyarakat dan Gampong | 21 | 24 | 45 |
| 18 | Dinas Lingkungan Hidup | 107 | 21 | 128 |
| 19 | Dinas Pemberdayaan Perempuan, Perlindungan Anak dan Keluarga Berencana | 31 | 63 | 94 |
| 20 | Dinas Perdagangan, Koperasi dan Usaha Kecil Menengah | 33 | 18 | 51 |
| Instansi dan Data Lain : | | | | |
| 1 | RSUD dr. Zubir Mahmud, Idi | 68 | 111 | 179 |
| 2 | RSU Sultan Abdul Aziz Syah, Pereulak | 23 | 87 | 110 |
| 3 | Satuan Polisi Pamong Praja dan Wilayahatul Hisbah | 117 | 7 | 124 |
| 4 | Komisi Pemilihan Umum (KPU) | 9 | 3 | 12 |
| 5 | Pegawai DPB BKPSDM | 22 | 5 | 27 |
| 6 | Pegawai pindah masuk Aceh Timur | 3 | 21 | 24 |
| Sub Jumlah/ Sub Total | | 473 | 401 | 874 |
| 2017 | | 3 448 | 4 463 | 7 911 |
| 2016 | | 3 793 | 4 940 | 8 733 |
| 2015 | | 3 903 | 4 996 | 8 899 |

Sumber: Badan Kepegawaian dan Pengembangan Sumber Daya Manusia

Source: Regional Employment Board and Human Resource Development of Aceh Timur Regency

Tabel 2.3.2 Jumlah Pegawai Negeri Sipil Menurut Pendidikan Tertinggi yang Ditamatkan dan Jenis Kelamin di Kabupaten Aceh Timur, 2017
Table *Number of Civil Servants by Educational Attainment and Sex in Aceh Timur Regency, 2017*

| Pendidikan Terakhir <i>Educational Attainment</i> | Jenis Kelamin/Sex | | |
|--|--------------------------|----------------------------|------------------------|
| | Laki-Laki <i>Male</i> | Perempuan <i>Female</i> | Jumlah <i>Total</i> |
| (1) | (2) | (3) | (4) |
| Sampai dengan SD <i>Up to Primary School</i> | 79 | 25 | 104 |
| SLTP/Sederajat <i>General/Vocational Junior High School</i> | 147 | 24 | 171 |
| SMA/Sederajat <i>General/Vocational Senior High School</i> | 1 472 | 1 195 | 2 667 |
| Diploma I,II <i>Diploma I,II</i> | 88 | 253 | 341 |
| Diploma III/Sarjana Muda <i>Diploma III/Bachelor</i> | 227 | 682 | 804 |
| Diploma IV/Sarjana <i>Diploma IV/Bachelor</i> | 44 | 61 | 105 |
| Sarjana/Magister/Doktor/Ph.d <i>University Graduates</i> | 1 435 | 2 284 | 3 719 |
| 2017 | 3 492 | 4 524 | 7 911 |
| 2016 | 3 793 | 4 940 | 8 733 |
| 2015 | 3 903 | 4 996 | 8 899 |

Sumber: Badan Kepegawaian dan Pengembangan Sumber Daya Manusia

Source: *Regional Employment Board dan Human Resource Development of Aceh Timur Regency*

Tabel 2.3.3 Jumlah Pegawai Negeri Sipil Menurut Dinas/Instansi Pemerintah dan Pendidikan Tertinggi di Kabupaten Aceh Timur, 2017
Table *Number of Civil Servants by Institution/Office and Sex in Aceh Timur Regency, 2017*

| Dinas/Instansi Pemerintahan <i>Institution/Office</i> | Pendidikan Terakhir <i>Educational Attainment</i> | | | | |
|--|--|-----------|------------|----------|----------|
| | SD | SMP | SMA | D I | D II |
| (1) | (2) | (3) | (4) | (5) | (6) |
| 1 Sekretariat Daerah | 1 | 1 | 66 | 0 | 0 |
| 2 Sekretariat DPRK | 0 | 1 | 26 | 0 | 0 |
| 3 Sekretariat Baitul Mal | 0 | 0 | 4 | 0 | 0 |
| 4 Sekretariat Majelis Adat Aceh | 0 | 0 | 3 | 0 | 0 |
| 5 Sekretariat Majelis Pendidikan Daerah | 0 | 0 | 5 | 0 | 0 |
| 6 Sekretariat Majelis Permusyawaratan Ulama | 0 | 0 | 4 | 0 | 0 |
| 7 Inspektorat | 0 | 0 | 2 | 0 | 0 |
| 8 Pemerintahan Kecamatan | 29 | 62 | 512 | 0 | 0 |
| Badan : | | | | | |
| 1 Badan Perencanaan Pembangunan Daerah | 0 | 0 | 16 | 0 | 0 |
| 2 Badan Kepegawaian dan Pengembangan Sumber Daya Manusia | 1 | 1 | 13 | 0 | 0 |
| 3 Badan Pengelolaan Keuangan Daerah | 0 | 0 | 61 | 0 | 0 |
| 4 Badan Kesatuan Bangsa dan Politik | 0 | 0 | 9 | 0 | 0 |
| 5 Badan Penanggulangan Bencana Daerah | 0 | 3 | 59 | 0 | 0 |
| Sub Jumlah/ Sub Total | 31 | 68 | 780 | 0 | 0 |

Tabel 2.3.3 **Lanjutan**
Table 2.3.3 **Continued**

| Dinas/Instansi Pemerintahan <i>Institution/Office</i> | Pendidikan Terakhir <i>Educational Attainment</i> | | | | |
|--|--|-----------|--------------|-----------|------------|
| | SD | SMP | SMA | D I | D II |
| (1) | (2) | (3) | (4) | (5) | (6) |
| Dinas : | | | | | |
| 1 Dinas Pendidikan dan Kebudayaan | 28 | 37 | 807 | 6 | 317 |
| 2 Dinas Kesehatan | 19 | 11 | 376 | 13 | 0 |
| 3 Dinas Tanaman Pangan dan Hortikultura | 1 | 7 | 55 | 1 | 0 |
| 4 Dinas Perkebunan dan Peternakan | 0 | 1 | 44 | 0 | 0 |
| 5 Dinas Ketahanan Pangan dan Penyuluhan | 0 | 0 | 66 | 0 | 0 |
| 6 Dinas Perikanan | 0 | 0 | 21 | 0 | 0 |
| 7 Dinas Pekerjaan Umum dan Perumahan Rakyat | 5 | 12 | 104 | 0 | 0 |
| 8 Dinas Perhubungan | 3 | 1 | 20 | 0 | 0 |
| 9 Dinas Perindustrian, Tenaga Kerja dan Transmigrasi | 0 | 0 | 13 | 0 | 0 |
| 10 Dinas Sosial | 1 | 0 | 12 | 0 | 1 |
| 11 Dinas Syariat Islam | 0 | 2 | 11 | 0 | 0 |
| 12 Dinas Kependudukan, dan Pencatatan Sipil | 0 | 0 | 21 | 0 | 0 |
| 13 Dinas Komunikasi dan Informatika | 0 | 0 | 6 | 0 | 0 |
| 14 Dinas Pariwisata, Pemuda dan Olah Raga | 0 | 1 | 7 | 0 | 0 |
| Sub Jumlah/ Sub Total | 57 | 72 | 1 563 | 20 | 318 |

GOVERNMENT

Tabel 2.3.3 **Lanjutan**
Table 2.3.3 **Continued**

| | Dinas/Instansi Pemerintahan <i>Institution/Office</i> | Pendidikan Terakhir <i>Educational Attainment</i> | | | | |
|---------------------------------|--|--|------------|--------------|-----------|------------|
| | | SD | SMP | SMA | D I | D II |
| | (1) | (2) | (3) | (4) | (5) | (6) |
| 15 | Dinas Perpustakaan dan Kearsipan | 0 | 0 | 23 | 0 | 0 |
| 16 | Dinas Penanaman Modal dan Pelayanan Perizinan Terpadu | 0 | 0 | 7 | 0 | 0 |
| 17 | Dinas Pemberdayaan Masyarakat dan Gampong | 0 | 0 | 16 | 0 | 0 |
| 18 | Dinas Lingkungan Hidup | 8 | 22 | 59 | 0 | 0 |
| 19 | Dinas Pemberdayaan Perempuan, Perlindungan Anak dan Keluarga Berencana | 0 | 0 | 59 | 1 | 0 |
| 20 | Dinas Perdagangan, Koperasi dan Usaha Kecil Menengah | 1 | 2 | 18 | 0 | 0 |
| Instansi dan Data Lain : | | | | | | |
| 1 | RSUD dr. Zubir Mahmud, Idi | 2 | 1 | 31 | 1 | 0 |
| 2 | RSU Sultan Abdul Aziz Syah, Pereulak | 0 | 3 | 19 | 0 | 0 |
| 3 | Satuan Polisi Pamong Praja dan Wilayahul Hisbah | 4 | 3 | 78 | 0 | 0 |
| 4 | Komisi Pemilihan Umum (KPU) | 1 | 0 | 5 | 0 | 0 |
| 5 | Pegawai DPB BKPSDM | 0 | 0 | 6 | 0 | 0 |
| 6 | Pegawai pindah masuk Aceh Timur | 0 | 0 | 3 | 0 | 1 |
| Sub Jumlah/ Sub Total | | 16 | 31 | 324 | 2 | 1 |
| 2017 | | 104 | 171 | 2 667 | 22 | 319 |
| 2016 | | 113 | 183 | 2 805 | 24 | 383 |
| 2015 | | 159 | 178 | 3 015 | 24 | 460 |

Sumber: Badan Kepegawaian dan Pengembangan Sumber Daya Manusia

Source: Regional Employment Board and Human Resource Development of Aceh Timur Regency

Tabel 2.3.3 Lanjutan
Table Continued

| Dinas/Instansi Pemerintahan <i>Institution/Office</i> | Pendidikan Terakhir <i>Educational Attainment</i> | | | | |
|--|--|----------|------------|-----------|----------|
| | D III | D IV | S1 | S2 | S3 |
| (1) | (7) | (8) | (9) | (10) | (11) |
| 1 Sekretariat Daerah | 7 | 2 | 94 | 14 | 0 |
| 2 Sekretariat DPRK | 1 | 0 | 15 | 1 | 0 |
| 3 Sekretariat Baitul Mal | 0 | 0 | 5 | 1 | |
| 4 Sekretariat Majelis Adat Aceh | 0 | 0 | 5 | 0 | 0 |
| 5 Sekretariat Majelis Pendidikan Daerah | 0 | 0 | 4 | 0 | 0 |
| 6 Sekretariat Majelis Permusyawaratan Ulama | 0 | 0 | 6 | 0 | 0 |
| 7 Inspektorat | 0 | 0 | 42 | 6 | 0 |
| 8 Pemerintahan Kecamatan | 26 | 4 | 164 | 11 | 0 |
| Badan : | | | | | |
| 1 Badan Perencanaan Pembangunan Daerah | 0 | 0 | 42 | 3 | 2 |
| 2 Badan Kepegawaian dan Pengembangan Sumber Daya Manusia | 7 | 3 | 29 | 8 | 0 |
| 3 Badan Pengelolaan Keuangan Daerah | 7 | 0 | 73 | 3 | 0 |
| 4 Badan Kesatuan Bangsa dan Politik | 0 | 0 | 19 | 1 | 0 |
| 5 Badan Penanggulangan Bencana Daerah | 4 | 0 | 17 | 3 | 0 |
| Sub Jumlah/ Sub Total | 52 | 9 | 515 | 51 | 2 |

GOVERNMENT

Tabel 2.3.3 **Lanjutan**
Table **Continued**

| Dinas/Instansi Pemerintahan <i>Institution/Office</i> | Pendidikan Terakhir <i>Educational Attainment</i> | | | | |
|--|--|-----------|--------------|-----------|----------|
| | D III | D IV | S1 | S2 | S3 |
| | (1) | (7) | (8) | (9) | (10) |
| Dinas : | | | | | |
| 1 Dinas Pendidikan dan Kebudayaan | 66 | 65 | 2 095 | 28 | 0 |
| 2 Dinas Kesehatan | 488 | 7 | 232 | 22 | 0 |
| 3 Dinas Tanaman Pangan dan Hortikultura | 10 | 5 | 95 | 3 | 0 |
| 4 Dinas Perkebunan dan Peternakan | 3 | 1 | 55 | 2 | 0 |
| 5 Dinas Ketahanan Pangan dan Penyuluhan | 7 | 8 | 62 | 0 | 0 |
| 6 Dinas Perikanan | 1 | 2 | 23 | 1 | 0 |
| 7 Dinas Pekerjaan Umum dan Perumahan Rakyat | 9 | 0 | 67 | 1 | 0 |
| 8 Dinas Perhubungan | 3 | 0 | 15 | 1 | 0 |
| 9 Dinas Perindustrian, Tenaga Kerja dan Transmigrasi | 1 | 0 | 19 | 1 | 0 |
| 10 Dinas Sosial | 0 | 0 | 17 | 2 | 0 |
| 11 Dinas Syariat Islam | 1 | 0 | 23 | 2 | 0 |
| 12 Dinas Kependudukan, dan Pencatatan Sipil | 3 | 1 | 20 | 1 | 0 |
| 13 Dinas Komunikasi dan Informatika | 0 | 0 | 14 | 0 | 0 |
| 14 Dinas Pariwisata, Pemuda dan Olah Raga | 1 | 0 | 12 | 4 | 0 |
| Sub Jumlah/ Sub Total | 593 | 89 | 2 749 | 68 | 0 |

Tabel 2.3.3 **Lanjutan**
Table 2.3.3 **Continued**

| | Dinas/Instansi Pemerintahan <i>Institution/Office</i> | Pendidikan Terakhir <i>Educational Attainment</i> | | | | |
|--|--|--|------------|--------------|------------|------------|
| | | D III | D IV | S1 | S2 | S3 |
| | (1) | (7) | (8) | (9) | (10) | (11) |
| 15 | Dinas Perpustakaan dan Kearsipan | 6 | 0 | 21 | 1 | 0 |
| 16 | Dinas Penanaman Modal dan Pelayanan Perizinan Terpadu | 1 | 0 | 19 | 2 | 0 |
| 17 | Dinas Pemberdayaan Masyarakat dan Gampong | 1 | 1 | 25 | 2 | 0 |
| 18 | Dinas Lingkungan Hidup | 5 | 0 | 33 | 1 | 0 |
| 19 | Dinas Pemberdayaan Perempuan, Perlindungan Anak dan Keluarga Berencana | 5 | 0 | 26 | 3 | 0 |
| 20 | Dinas Perdagangan, Koperasi dan Usaha Kecil Menengah | 5 | 0 | 21 | 4 | 0 |
| <i>Instansi dan Data Lain :</i> | | | | | | |
| 1 | RSUD dr. Zubir Mahmud, Idi | 75 | 2 | 52 | 15 | 0 |
| 2 | RSU Sultan Abdul Aziz Syah, Pereulak | 51 | 2 | 30 | 5 | 0 |
| 3 | Satuan Polisi Pamong Praja dan Wilayahul Hisbah | 2 | 0 | 35 | 2 | 0 |
| 4 | Komisi Pemilihan Umum (KPU) | 1 | 0 | 5 | | 0 |
| 5 | Pegawai DPB BKPSDM | 1 | 1 | 17 | 2 | 0 |
| 6 | Pegawai pindah masuk Aceh Timur | 6 | 1 | 12 | 1 | 0 |
| Sub Jumlah/ Sub Total | | 159 | 7 | 296 | 38 | 0 |
| 2017 | | 804 | 105 | 3 560 | 157 | 2 |
| 2016 | | 849 | 149 | 4 044 | 181 | 2 |
| 2015 | | 794 | 178 | 3 652 | 126 | --- |

Sumber: Badan Kepegawaian dan Pengembangan Sumber Daya Manusia

Source: Regional Employment Board and Human Resource Development of Aceh Timur Regency

Tabel 2.3.4 Jumlah Pegawai Negeri Sipil Menurut Golongan Kepangkatan dan Jenis Kelamin di Kabupaten Aceh Timur, 2017
Table 2.3.4 *Number of Civil Servants by Hierarchy and Sex in Aceh Timur Regency, 2017*

| Golongan Kepangkatan <i>Hierarchy</i> | Jenis Kelamin/Sex | | |
|--|--------------------------|----------------------------|------------------------|
| | Laki-Laki <i>Male</i> | Perempuan <i>Female</i> | Jumlah <i>Total</i> |
| (1) | (2) | (3) | (4) |
| I/A (Juru Muda) | 10 | 0 | 10 |
| I/B (Juru Muda Tingkat I) | 29 | 4 | 33 |
| I/C (Juru) | 93 | 10 | 103 |
| I/D (Juru Tingkat I) | 56 | 23 | 79 |
| Golongan I/Range I | 188 | 37 | 225 |
| II/A (Pengatur Muda) | 268 | 220 | 488 |
| II/B (Pengatur Muda Tingkat I) | 428 | 231 | 659 |
| II/C (Pengatur) | 485 | 295 | 780 |
| II/D (Pengatur Tingkat I) | 104 | 167 | 271 |
| Golongan II/Range II | 1 285 | 913 | 2 198 |
| III/A (Penata Muda) | 430 | 939 | 1 369 |
| III/B (Penata Muda Tingkat I) | 309 | 709 | 1 018 |
| III/C (Penata) | 294 | 538 | 832 |
| III/D (Penata Tingkat I) | 375 | 502 | 877 |
| Golongan III/Range III | 1 408 | 2 688 | 4 096 |
| IV/A (Pembina Muda) | 336 | 468 | 804 |
| IV/B (Pembina Muda Tingkat I) | 207 | 356 | 563 |
| IV/C (Pembina) | 24 | 1 | 25 |
| IV/D (Pembina Tingkat I) | 0 | 0 | 0 |
| Golongan IV/Range IV | 567 | 825 | 1 392 |
| Jumlah/Total | 3 448 | 4 463 | 7 911 |

Sumber: Badan Kepegawaian, Pendidikan dan Pelatihan Kabupaten Aceh Timur

Source: Regional Employment Board of Aceh Timur Regency

Tabel 2.3.5 Jumlah Pegawai Negeri Sipil Menurut Dinas/Instansi Pemerintah dan Golongan PNS di Kabupaten Aceh Timur, 2017
Table *Number of Civil Servants by Institution/Office and Hierarchy in Aceh Timur Regency, 2017*

| Dinas/Instansi Pemerintahan <i>Institution/Office</i> | Golongan <i>Hierarchy</i> | | | | Jumlah <i>Total</i> |
|--|------------------------------|------------|------------|------------|------------------------|
| | I | II | III | IV | |
| (1) | (2) | (3) | (4) | (5) | (6) |
| 1 Sekretariat Daerah | 2 | 65 | 89 | 29 | 185 |
| 2 Sekretariat DPRK | 1 | 25 | 14 | 4 | 44 |
| 3 Sekretariat Baitul Mal | 0 | 4 | 5 | 1 | 10 |
| 4 Sekretariat Majelis Adat Aceh | 0 | 2 | 5 | 1 | 8 |
| 5 Sekretariat Majelis Pendidikan Daerah | 0 | 3 | 5 | 1 | 9 |
| 6 Sekretariat Majelis Permusyawaratan Ulama | 0 | 4 | 4 | 2 | 10 |
| 7 Inspektorat | 0 | 2 | 36 | 12 | 50 |
| 8 Pemerintahan Kecamatan | 73 | 470 | 234 | 31 | 808 |
| Badan : | | | | | |
| 1 Badan Perencanaan Pembangunan Daerah | 0 | 14 | 44 | 5 | 63 |
| 2 Badan Kepegawaian dan Pengembangan Sumber Daya Manusia | 2 | 15 | 41 | 4 | 62 |
| 3 Badan Pengelolaan Keuangan Daerah | 0 | 62 | 76 | 6 | 144 |
| 4 Badan Kesatuan Bangsa dan Politik | 0 | 8 | 16 | 5 | 29 |
| 5 Badan Penanggulangan Bencana Daerah | 3 | 59 | 18 | 6 | 86 |
| Sub Jumlah/ Sub Total | 81 | 733 | 587 | 107 | 1 508 |

GOVERNMENT

Tabel 2.3.5 **Lanjutan**
Table **Continued**

| Dinas/Instansi Pemerintahan <i>Institution/Office</i> | Golongan <i>Hierarchy</i> | | | | Jumlah <i>Total</i> |
|--|------------------------------|--------------|--------------|--------------|------------------------|
| | I | II | III | IV | |
| (1) | (2) | (3) | (4) | (5) | (6) |
| Dinas : | | | | | |
| 1 Dinas Pendidikan dan Kebudayaan | 43 | 596 | 1 735 | 1075 | 3 449 |
| 2 Dinas Kesehatan | 27 | 233 | 855 | 53 | 1 168 |
| 3 Dinas Tanaman Pangan dan Hortikultura | 8 | 51 | 101 | 17 | 177 |
| 4 Dinas Perkebunan dan Peternakan | 1 | 41 | 56 | 8 | 106 |
| 5 Dinas Ketahanan Pangan dan Penyuluhan | 0 | 62 | 70 | 11 | 143 |
| 6 Dinas Perikanan | 1 | 19 | 25 | 3 | 48 |
| 7 Dinas Pekerjaan Umum dan Perumahan Rakyat | 17 | 100 | 76 | 5 | 198 |
| 8 Dinas Perhubungan | 2 | 18 | 20 | 3 | 43 |
| 9 Dinas Perindustrian, Tenaga Kerja dan Transmigrasi | 0 | 9 | 21 | 4 | 34 |
| 10 Dinas Sosial | 0 | 7 | 21 | 5 | 33 |
| 11 Dinas Syariat Islam | 2 | 8 | 25 | 4 | 39 |
| 12 Dinas Kependudukan, dan Pencatatan Sipil | 0 | 13 | 28 | 5 | 46 |
| 13 Dinas Komunikasi dan Informatika | 0 | 5 | 12 | 3 | 20 |
| 14 Dinas Pariwisata, Pemuda dan Olah Raga | 1 | 7 | 14 | 3 | 25 |
| Sub Jumlah/ Sub Total | 102 | 1 169 | 3 059 | 1 199 | 5 529 |

Tabel 2.3.5 **Lanjutan**
Table *Continued*

| Dinas/Instansi Pemerintahan <i>Institution/Office</i> | Golongan <i>Hierarchy</i> | | | | Jumlah <i>Total</i> |
|---|------------------------------|--------------|--------------|--------------|------------------------|
| | I | II | III | IV | |
| (1) | (2) | (3) | (4) | (5) | (6) |
| 15 Dinas Perpustakaan dan Kearsipan | 0 | 22 | 24 | 5 | 51 |
| 16 Dinas Penanaman Modal dan Pelayanan Perizinan Terpadu | 0 | 7 | 15 | 7 | 29 |
| 17 Dinas Pemberdayaan Masyarakat dan Gampong | 0 | 14 | 27 | 4 | 45 |
| 18 Dinas Lingkungan Hidup | 29 | 58 | 36 | 5 | 128 |
| 19 Dinas Pemberdayaan Perempuan, Perlindungan Anak dan Keluarga | 0 | 43 | 41 | 10 | 94 |
| 20 Dinas Perdagangan, Koperasi dan Usaha Kecil Menengah | 2 | 17 | 27 | 5 | 51 |
| <i>Instansi dan Data Lain :</i> | | | | | |
| 1 RSUD dr. Zubir Mahmud, Idi | 3 | 27 | 126 | 23 | 179 |
| 2 RSU Sultan Abdul Aziz Syah, Pereulak | 1 | 20 | 79 | 10 | 110 |
| 3 Satuan Polisi Pamong Praja dan Wilayahatul Hisbah | 6 | 76 | 38 | 4 | 124 |
| 4 Komisi Pemilihan Umum (KPU) | 1 | 4 | 7 | 0 | 12 |
| 5 Pegawai DPB BKPSDM | 0 | 3 | 14 | 10 | 27 |
| 6 Pegawai pindah masuk Aceh Timur | 0 | 5 | 16 | 3 | 24 |
| Sub Jumlah/ Sub Total | 42 | 296 | 450 | 86 | 874 |
| 2017 | 225 | 2 198 | 4 096 | 1 392 | 7 911 |
| 2015 | 249 | 2 393 | 4 552 | 1 539 | 8 733 |
| 2014 | 310 | 2 909 | 4 150 | 1 530 | 8 899 |

Sumber: Badan Kepegawaian dan Pengembangan Sumber Daya Manusia

Source: Regional Employment Board and Human Resource Development of Aceh Timur

**Jumlah Pejabat Struktural Pegawai Negeri Sipil Menurut
Dinas/Instansi Pemerintahan dan Eselon di Kabupaten Aceh Timur,**

Tabel 2.3.6 2017

**Table Number of Structural Officers of Civil Servants According to the
Government and Echelon in Aceh Timur Regency, 2017**

| Dinas/Instansi Pemerintahan <i>Institution/Office</i> | Eselon <i>Echelon</i> | | | | Jumlah <i>Total</i> |
|--|--------------------------|-----------|-----------|------------|------------------------|
| | I | II | III | IV | |
| (1) | (2) | (3) | (4) | (5) | (6) |
| 1 Sekretariat Daerah | 0 | 6 | 8 | 32 | 46 |
| 2 Sekretariat DPRK | 0 | 1 | 3 | 10 | 14 |
| 3 Sekretariat Baitul Mal | 0 | 0 | 1 | 3 | 4 |
| 4 Sekretariat Majelis Adat Aceh | 0 | 0 | 1 | 3 | 4 |
| 5 Sekretariat Majelis Pendidikan Daerah | 0 | 0 | 1 | 3 | 4 |
| 6 Sekretariat Majelis Permusyawaratan Ulama | 0 | 0 | 1 | 3 | 4 |
| 7 Inspektorat | 0 | 1 | 5 | 3 | 9 |
| 8 Pemerintahan Kecamatan | 0 | 0 | 45 | 152 | 197 |
| Badan : | | | | | |
| 1 Badan Perencanaan Pembangunan Daerah | 0 | 1 | 5 | 14 | 20 |
| 2 Badan Kepegawaian dan Pengembangan Sumber Daya Manusia | 0 | 1 | 4 | 15 | 20 |
| 3 Badan Pengelolaan Keuangan Daerah | 0 | 1 | 6 | 28 | 35 |
| 4 Badan Kesatuan Bangsa dan Politik | 0 | 1 | 4 | 8 | 13 |
| 5 Badan Penanggulangan Bencana Daerah | 0 | 1 | 3 | 9 | 13 |
| Sub Jumlah/ Sub Total | 0 | 13 | 87 | 283 | 383 |

Tabel 2.3.6 **Lanjutan**
Table 2.3.6 **Continued**

| Dinas/Instansi Pemerintahan <i>Institution/Office</i> | Eselon <i>Echelon</i> | | | | Jumlah <i>Total</i> |
|--|--------------------------|-----------|-----------|------------|------------------------|
| | I | II | III | IV | |
| (1) | (2) | (3) | (4) | (5) | (6) |
| Dinas : | | | | | |
| 1 Dinas Pendidikan dan Kebudayaan | 0 | 1 | 5 | 27 | 33 |
| 2 Dinas Kesehatan | 0 | 1 | 5 | 80 | 86 |
| 3 Dinas Tanaman Pangan dan Hortikultura | 0 | 1 | 4 | 19 | 24 |
| 4 Dinas Perkebunan dan Peternakan | 0 | 1 | 4 | 33 | 38 |
| 5 Dinas Ketahanan Pangan dan Penyuluhan | 0 | 1 | 5 | 12 | 18 |
| 6 Dinas Perikanan | 0 | 0 | 4 | 15 | 19 |
| 7 Dinas Pekerjaan Umum dan Perumahan Rakyat | 0 | 1 | 6 | 18 | 25 |
| 8 Dinas Perhubungan | 0 | 0 | 3 | 11 | 14 |
| 9 Dinas Perindustrian, Tenaga Kerja dan Transmigrasi | 0 | 0 | 4 | 10 | 14 |
| 10 Dinas Sosial | 0 | 1 | 4 | 10 | 15 |
| 11 Dinas Syariat Islam | 0 | 1 | 4 | 12 | 17 |
| 12 Dinas Kependudukan, dan Pencatatan Sipil | 0 | 1 | 3 | 20 | 24 |
| 13 Dinas Komunikasi dan Informatika | 0 | 0 | 3 | 10 | 13 |
| 14 Dinas Pariwisata, Pemuda dan Olah Raga | 0 | 1 | 4 | 9 | 14 |
| Sub Jumlah/ Sub Total | 0 | 10 | 58 | 286 | 354 |

GOVERNMENT

Tabel 2.3.6 **Lanjutan**
Table 2.3.6 **Continued**

| Dinas/Instansi Pemerintahan <i>Institution/Office</i> | Eselon <i>Echelon</i> | | | | Jumlah <i>Total</i> |
|---|--------------------------|-----------|------------|------------|------------------------|
| | I | II | III | IV | |
| (1) | (2) | (3) | (4) | (5) | (6) |
| 15 Dinas Perpustakaan dan Kearsipan | 0 | 1 | 3 | 20 | 24 |
| 16 Dinas Penanaman Modal dan Pelayanan Perizinan Terpadu | 0 | 1 | 5 | 10 | 16 |
| 17 Dinas Pemberdayaan Masyarakat dan Gampong | 0 | 1 | 5 | 12 | 18 |
| 18 Dinas Lingkungan Hidup | 0 | 1 | 4 | 22 | 27 |
| 19 Dinas Pemberdayaan Perempuan, Perlindungan Anak dan Keluarga | 0 | 1 | 5 | 7 | 13 |
| 20 Dinas Perdagangan, Koperasi dan Usaha Kecil Menengah | 0 | 1 | 4 | 13 | 18 |
| <i>Instansi dan Data Lain :</i> | | | | | |
| 1 RSUD dr. Zubir Mahmud, Idi | 0 | 0 | 5 | 9 | 14 |
| 2 RSU Sultan Abdul Aziz Syah, Pereulak | 0 | 0 | 5 | 10 | 15 |
| 3 Satuan Polisi Pamong Praja dan Wilayahul Hisbah | 0 | 1 | 4 | 10 | 15 |
| 4 Komisi Pemilihan Umum (KPU) | 0 | 0 | 0 | 4 | 4 |
| 5 Pegawai DPB BKPSDM | 0 | 0 | 1 | 1 | 2 |
| 6 Pegawai pindah masuk Aceh Timur | 0 | 0 | 0 | 0 | 0 |
| Sub Jumlah/ Sub Total | 0 | 7 | 41 | 118 | 166 |
| 2017 | 0 | 30 | 186 | 687 | 903 |
| 2015 | --- | --- | --- | --- | --- |
| 2014 | --- | --- | --- | --- | --- |

Sumber: Badan Kepegawaian dan Pengembangan Sumber Daya Manusia
Source: Regional Employment Board and Human Resource Development of Aceh Timur

Tabel 2.3.7 Banyaknya Pegawai Negeri Sipil Daerah Kantor Kecamatan Menurut Pendidikan, 2017
Table 2.3.7 *Number of Subdistrict Office Civil Servant by Education, 2017*

| Kecamatan Subdistrict | Pendidikan Terakhir Educational Attainment | | | | |
|--------------------------|---|-----------|------------|----------|----------|
| | SD | SMP | SMA | D I | D II |
| (1) | (2) | (3) | (4) | (5) | (6) |
| 1 Serbajadi | 0 | 7 | 15 | 0 | 0 |
| 2 Simpang Jernih | 0 | 3 | 10 | 0 | 0 |
| 3 Peunaron | 0 | 0 | 9 | 0 | 0 |
| 4 Birem Bayeun | 2 | 2 | 36 | 0 | 0 |
| 5 Rantau Selamat | 0 | 0 | 23 | 0 | 0 |
| 6 Sungai Raya | 0 | 0 | 9 | 0 | 0 |
| 7 Peureulak | 1 | 4 | 30 | 0 | 0 |
| 8 Peureulak Timur | 0 | 2 | 27 | 0 | 0 |
| 9 Peureulak Barat | 0 | 1 | 21 | 0 | 0 |
| 10 Ranto Peureulak | 0 | 2 | 11 | 0 | 0 |
| 11 Idi Rayeuk | 1 | 1 | 31 | 0 | 0 |
| 12 Peudawa | 0 | 0 | 14 | 0 | 0 |
| 13 Banda Alam | 2 | 1 | 16 | 0 | 0 |
| 14 Idi Tunong | 2 | 4 | 18 | 0 | 0 |
| 15 Darul Ihsan | 6 | 1 | 17 | 0 | 0 |
| 16 Idi Timur | 0 | 3 | 13 | 0 | 0 |
| 17 Darul Aman | 6 | 9 | 38 | 0 | 0 |
| 18 Nurussalam | 1 | 6 | 27 | 0 | 0 |
| 19 Darul Falah | 3 | 2 | 16 | 0 | 0 |
| 20 Julok | 1 | 1 | 34 | 0 | 0 |
| 21 Indra Makmur | 0 | 7 | 13 | 0 | 0 |
| 22 Pante Bidari | 2 | 3 | 31 | 0 | 0 |
| 23 Simpang Ulim | 2 | 3 | 22 | 0 | 0 |
| 24 Madat | 0 | 0 | 31 | 0 | 0 |
| 2017 | 29 | 62 | 512 | 0 | 0 |
| 2016 | 32 | 66 | 519 | 0 | 0 |
| 2015 | 40 | 82 | 528 | 0 | 0 |

Tabel 2.3.7 **Lanjutan**
Table 2.3.7 **Continued**

| Kecamatan <i>Subdistrict</i> | Pendidikan Terakhir <i>Educational Attainment</i> | | | | |
|---------------------------------|--|----------|------------|-----------|----------|
| | D III | D IV | S1 | S2 | S3 |
| (1) | (7) | (8) | (9) | (10) | (11) |
| 1 Serbajadi | 2 | 0 | 1 | 1 | 0 |
| 2 Simpang Jernih | 0 | 0 | 7 | 1 | 0 |
| 3 Peunaron | 2 | 0 | 3 | 0 | 0 |
| 4 Birem Bayeun | 0 | 1 | 9 | 1 | 0 |
| 5 Rantau Selamat | 2 | 1 | 7 | 1 | 0 |
| 6 Sungai Raya | 2 | 1 | 8 | 1 | 0 |
| 7 Peureulak | 0 | 0 | 3 | 1 | 0 |
| 8 Peureulak Timur | 2 | 1 | 6 | 0 | 0 |
| 9 Peureulak Barat | 0 | 0 | 10 | 0 | 0 |
| 10 Ranto Peureulak | 2 | 0 | 10 | 0 | 0 |
| 11 Idi Rayeuk | 1 | 0 | 6 | 0 | 0 |
| 12 Peudawa | 0 | 0 | 8 | 1 | 0 |
| 13 Banda Alam | 1 | 0 | 7 | 0 | 0 |
| 14 Idi Tunong | 0 | 0 | 9 | 1 | 0 |
| 15 Darul Ihsan | 3 | 0 | 5 | 0 | 0 |
| 16 Idi Timur | 2 | 0 | 8 | 0 | 0 |
| 17 Darul Aman | 1 | 0 | 9 | 0 | 0 |
| 18 Nurussalam | 1 | 0 | 9 | 1 | 0 |
| 19 Darul Falah | 0 | 0 | 7 | 0 | 0 |
| 20 Julok | 1 | 0 | 5 | 0 | 0 |
| 21 Indra Makmur | 0 | 0 | 6 | 1 | 0 |
| 22 Pante Bidari | 2 | 0 | 9 | 0 | 0 |
| 23 Simpang Ulim | 1 | 0 | 6 | 0 | 0 |
| 24 Madat | 1 | 0 | 6 | 1 | 0 |
| 2017 | 26 | 4 | 164 | 11 | 0 |
| 2016 | 28 | 5 | 174 | 11 | 0 |
| 2015 | 29 | 7 | 172 | 10 | 0 |

Sumber: Badan Kepegawaian dan Pengembangan Sumber Daya Manusia

Source: Regional Employment Board and Human Resource Development of Aceh Timur

Tabel
Table

2.3.8

**Banyaknya Pegawai Negeri Sipil Daerah Kantor Kecamatan
Menurut Golongan, 2017**
Number of Subdistrict Office Civil Servant by Hierarchy, 2017

| Kecamatan <i>Subdistrict</i> | Golongan <i>Hierarchy</i> | | | | Jumlah <i>Total</i> |
|---------------------------------|------------------------------|------------|------------|-----------|------------------------|
| | I | II | III | IV | |
| (1) | (2) | (3) | (4) | (5) | (6) |
| 1 Serbajadi | 7 | 14 | 3 | 2 | 26 |
| 2 Simpang Jernih | 3 | 9 | 8 | 1 | 21 |
| 3 Peunaron | 0 | 9 | 4 | 1 | 14 |
| 4 Birem Bayeun | 4 | 31 | 15 | 1 | 51 |
| 5 Rantau Selamat | 0 | 20 | 12 | 2 | 34 |
| 6 Sungai Raya | 0 | 10 | 10 | 1 | 21 |
| 7 Peureulak | 4 | 19 | 14 | 2 | 39 |
| 8 Peureulak Timur | 2 | 27 | 8 | 1 | 38 |
| 9 Peureulak Barat | 1 | 17 | 13 | 1 | 32 |
| 10 Ranto Peureulak | 1 | 14 | 9 | 1 | 25 |
| 11 Idi Rayeuk | 2 | 27 | 10 | 1 | 40 |
| 12 Peudawa | 0 | 9 | 12 | 2 | 23 |
| 13 Banda Alam | 3 | 16 | 8 | 0 | 27 |
| 14 Idi Tunong | 5 | 18 | 10 | 1 | 34 |
| 15 Darul Ihsan | 7 | 15 | 9 | 1 | 32 |
| 16 Idi Timur | 0 | 16 | 8 | 2 | 26 |
| 17 Darul Aman | 13 | 38 | 10 | 2 | 63 |
| 18 Nurussalam | 4 | 25 | 15 | 1 | 45 |
| 19 Darul Falah | 5 | 15 | 7 | 1 | 28 |
| 20 Julok | 2 | 29 | 10 | 1 | 42 |
| 21 Indra Makmur | 1 | 16 | 9 | 1 | 27 |
| 22 Pante Bidari | 5 | 28 | 12 | 2 | 47 |
| 23 Simpang Ulim | 3 | 19 | 11 | 1 | 34 |
| 24 Madat | 1 | 29 | 7 | 2 | 39 |
| 2017 | 73 | 470 | 234 | 31 | 808 |
| 2016 | 83 | 485 | 236 | 31 | 835 |
| 2015 | 106 | 500 | 224 | 29 | 859 |

Sumber: Badan Kepegawaian dan Pengembangan Sumber Daya Manusia

Source: Regional Employment Board and Human Resource Development of Aceh Timur

Tabel
Table

2.3.9

Banyaknya Pegawai Negeri Sipil Daerah Guru, Tenaga Administrasi dan Realisasi Pensiun Menurut Golongan, 2017
Number of Teacher, Administration Staff and Realisation Pension of Office Civil Servant by Hierarchy, 2017

| Kategori Category | Golongan Hierarchy | | | | Jumlah Total |
|---|-----------------------|------------|--------------|--------------|-----------------|
| | I | II | III | IV | |
| (1) | (2) | (3) | (4) | (5) | (6) |
| Guru dan Tenaga Kerja Adminitrasi/ Teacher and Administrator Staff | | | | | |
| 1 Taman Kanak - Kanak | 0 | 0 | 48 | 13 | 61 |
| 2 SD / Sederajat | 31 | 391 | 916 | 685 | 2 023 |
| 3 SMP / Sederajat | 12 | 184 | 668 | 356 | 1 220 |
| 4 SMA / Sederajat* | --- | --- | --- | --- | --- |
| 2017 | 43 | 575 | 1 632 | 1 054 | 3 304 |
| 2016 | 42 | 564 | 1 550 | 1 006 | 3 162 |
| 2015 | 52 | 789 | 1 887 | 1 180 | 3 908 |
| Realisasi Pensiun/ Pension Realisation | | | | | |
| 1 Batas Usia Pensiun (BUP) | 7 | 12 | 37 | 63 | 119 |
| 2 Permintaan Sendiri | 0 | 0 | 0 | 0 | 0 |
| 3 Meninggal (Janda/Duda) | 3 | 4 | 18 | 12 | 38 |
| 2017 | 10 | 16 | 55 | 75 | 157 |
| 2016 | 7 | 12 | 31 | 66 | 116 |
| 2015 | 1 | 4 | 26 | 46 | 77 |

Sumber: Badan Kepegawaian dan Pengembangan Sumber Daya Manusia

Source: Regional Employment Board and Human Resource Development of Aceh Timur

*) Pengalihan PNS Provinsi Aceh

Jumlah Penduduk Tahun 2017

419 594

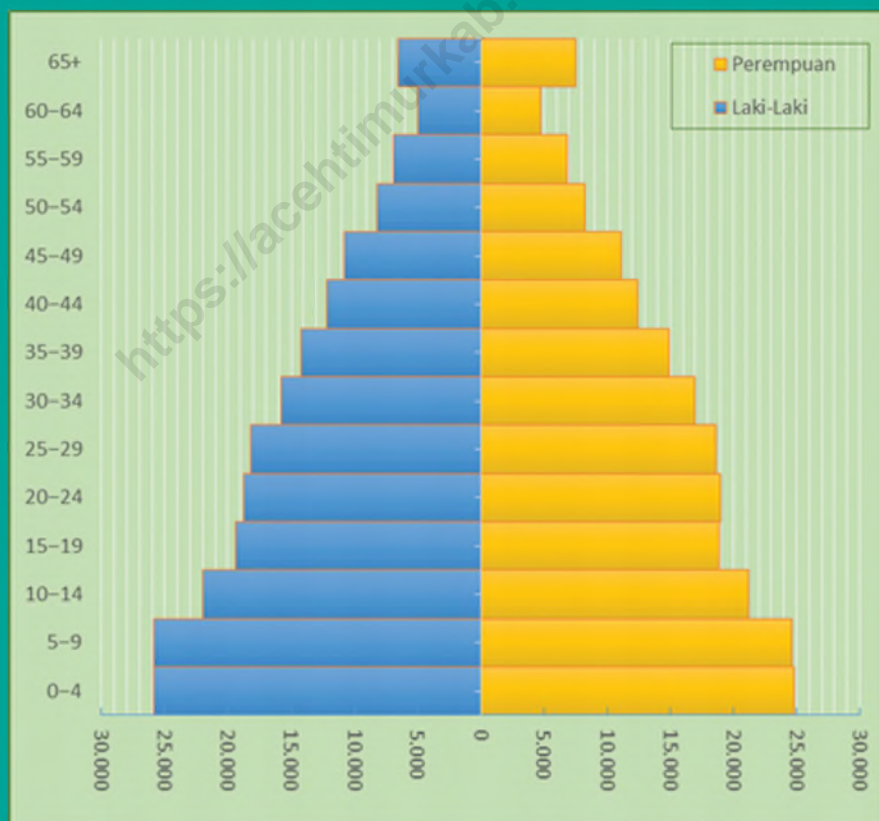
209 579
laki - laki

210 015
perempuan

Kepadatan penduduk

69

jiwa per Km²



PENJELASAN TEKNIS

TECHNICAL NOTES

1. Sumber utama data kependudukan adalah sensus penduduk yang dilaksanakan setiap sepuluh tahun sekali. Sensus penduduk telah dilaksanakan sebanyak enam kali sejak Indonesia merdeka, yaitu tahun 1961, 1971, 1980, 1990, 2000, dan 2010.

1. *The main source of demographic data is population census, which is conducted every ten years. Population Census has been conducted six times since Indonesia's independence: 1961, 1971, 1980, 1990, 2000, and 2010.*

Di dalam sensus penduduk, pencacahan dilakukan terhadap seluruh penduduk yang berdomisili di wilayah teritorial Indonesia termasuk warga Negara asing kecuali anggota korpsdiplomatik Negara sahabat beserta keluarganya.

The population census enumerates all residents who domicile in the entire territory of Indonesia including foreign citizens except the diplomatic corps members and their families.

Metode pengumpulan data dalam sensus dilakukan dengan wawancara antara petugas sensus dengan responden danjugamelaluie-census. Pencatatan penduduk menggunakan konsep usual residence, yaitu konsep dimana penduduk biasa bertempat tinggal. Bagi penduduk yang bertempat tinggal tetap dicacah dimana mereka biasa tinggal, sedangkan untuk penduduk yang tidak bertempat tinggal tetap dicacah di tempat di mana merekaditemukan petugas sensus pada malam 'HariSensus'. Termasuk penduduk yang tidak bertempat tinggal teta padahal tuna wisma, awak kapal berbendera Indonesia, penghuni perahu/rumahapung, masyarakat terpencil/terasing, dan pengungsi. Bagi mereka yang mempunyai tempat tinggal tetap dan sedang bepergian keluar wilayah lebih dari enam bulan, tidak dicacah di tempat tinggalnya, tetapi dicacah di tempat tujuannya.

The method of data collection in a population census involves interviewing respondents and conducting e-census. Enumeration of the population uses the concept of "usual residence", which is the concept of "places where people usually live". De jure was applied to the permanent residents, while de facto was applied to non-permanent residents. The permanent residents were enumerated in place where they normally live, the non-permanent residents were enumerated where they were found by the enumerators, on the night of 'Census Date'. The non permanent residents include homeless people, ship crew, boat people, remote area community, and internally displaced persons. Those who had permanent residence and had been travelling away from their home for six months or more were not enumerated in their permanent place, but in the place where they were during the census.

POPULATION AND EMPLOYMENT

Untuk tahun yang tidak dilaksanakan sensus penduduk, data kependudukan diperoleh dari hasil proyeksi penduduk. Proyeksi penduduk merupakan suatu perhitungan ilmiah yang didasarkan pada asumsi dari komponen-komponen perubahan penduduk, yaitu kelahiran, kematian, dan migrasi. Proyeksi penduduk Indonesia 2010–2035 menggunakan data dasar penduduk hasil SP2010.

For the periods where the population census is not conducted, population projection is done to estimate population during those years. The population projection is an estimate based on the demographic components, such as birth, death, and migration. Indonesia's 2010–2035 population projection used the 2010 Population Census as the base population.

2. **Penduduk Indonesia** adalah semua orang yang berdomisili di wilayah teritorial Indonesia selama 6 bulan atau lebih dan atau mereka yang berdomisili kurang dari 6 bulan tetapi bertujuan menetap.

2. **The population of Indonesia** are all residents of the entire territory of Indonesia who have stayed for six months or longer, and those who intended to stay more than six months even though their length of stay is less than six months.

3. **Laju pertumbuhan penduduk** adalah angka yang menunjukkan persentase pertambahan penduduk dalam jangka waktu tertentu.

3. **The growth rate of population** is the number that show percentage of population growth within a specified period.

4. **Kepadatan penduduk** adalah rasio banyaknya penduduk per kilometer persegi.

4 **Population density** is ratio of population per square kilometer.

5. **Rasio jenis kelamin** adalah perbandingan antara penduduk laki-laki dan penduduk perempuan pada suatu wilayah dan waktu tertentu. Biasanya dinyatakan dengan banyaknya penduduk laki-laki untuk 100 penduduk perempuan.

5. **Sex ratio** is the ratio of males population to females population in a given area and time, usually expressed as the number of males for every 100 females.

6. **Distribusi penduduk** adalah pola persebaran penduduk di suatu wilayah, baik berdasarkan batas-batas geografis maupun berdasarkan batas administrasi.

6. **Population distribution** is the pattern of population distribution in an area, either by geographic boundaries or by government administrative boundaries.

7. **Komposisi penduduk** adalah pola persebaran penduduk menurut karakteristiknya, contoh: penduduk menurut kelompok umur, penduduk menurut jenis kelamin

7. **Population composition** is the pattern of population distribution by its characteristics, example: population by age group, population by sex

8. **Penduduk usia kerja** adalah penduduk yang berumur 15 tahun keatas.

8. **Working age population** is persons of 15 years and over.

9. **Angkatan kerja** adalah penduduk usia kerja (15 tahun keatas) yang bekerja, punya pekerjaan namun sementara tidak bekerja, dan pengangguran.

9. **Labor force or economically active** are persons of 15 years and over, who in the previous week were working, temporarily absent from work but having jobs, and

10. **Bekerja** adalah kegiatan ekonomi yang dilakukan oleh seseorang dengan maksud memperoleh atau membantu memperoleh pendapatan atau keuntungan dan lamanya bekerja paling sedikit 1 jam secara terus menerus dalam seminggu yang lalu (termasuk pekerja keluarga tanpa upah yang membantu dalam suatu usaha/ kegiatan ekonomi).

10. **Working** is economic activity conducted by a person and intended to earn income by doing work or helping to do work at least one hour continuously during the reference week (including unpaid family worker/s for any economic activity).

11. **Jumlah jam kerja seluruhnya** adalah jumlah jam kerja yang digunakan untuk bekerja (tidak termasuk jam kerja istirahat resmi dan jam kerja yang digunakan untuk hal-hal di luar pekerjaan).

11. **Total working hours** is the total hours spent by an employee to perform all jobs (excluding the time used for other activities which are not classified as work).

12. **Lapangan usaha** adalah bidang kegiatan dari pekerjaan/tempat bekerja di mana seseorang bekerja. Klasifikasi lapangan usaha

12. **Industry** is field of a person's activity or establishment. The classification of industries follows the Indonesia Standard

13. **Status pekerjaan** adalah kedudukan seseorang dalam unit usaha/ kegiatan dalam melakukan pekerjaan.

13. **Employment status** is the status of a person at his place of work or establishment where he was employed .

POPULATION AND EMPLOYMENT

14. **Berusaha sendiri tanpa dibantu orang lain** adalah bekerja atau berusaha dengan menanggung risiko secara ekonomis, yaitu dengan tidak kembalinya ongkos produksi yang telah dikeluarkan dalam rangka usahanya tersebut, serta tidak menggunakan pekerja dibayar maupun pekerja tak dibayar, termasuk yang sifat pekerjaannya memerlukan teknologi atau keahlian khusus.
14. *Own-account worker* is a person who works at his own risk without assisted by paid per mount worker or unpaid worker include technical job or skill job.
15. **Berusaha dibantu buruh tidak tetap/buruh tidak dibayar** adalah bekerja atau berusaha atas risiko sendiri, dan menggunakan buruh /pekerja tak dibayar dan atau buruh/ pekerja tidak tetap.
15. *Employer assisted by temporary workers/unpaid worker* is a person who works at his own risk and assisted by temporary worker/unpaid worker.
16. **Berusaha dibantu buruh tetap/ buruh dibayar** adalah berusaha atas risiko sendiri dan mempekerjakan paling sedikit satu orang buruh/pekerja tetap yang dibayar.
16. *Employer assisted by permanent workers/paid workers* is a person who does his business at her/his own risk at least one assisted by paid permanent worker.
17. **Buruh/karyawan/pegawai** adalah seseorang yang bekerja pada orang lain atau instansi/ kantor/ perusahaan secara tetap dengan menerima upah/gaji baik berupa uang maupun barang. Buruh tidak mempunyai majikan tetap, tidak digolongkan sebagai buruh/ karyawan, tetapi sebagai pekerja bebas. Seseorang dianggap memiliki majikan tetap jika memiliki 1 (satu) majikan (orang/rumahtangga) yang sama dalam sebulan terakhir, khusus pada sector bangunan batasannya tiga bulan. Apabila majikannya instansi/lembaga, boleh lebih dari satu.
17. *Employee* is a person who work permanently for other people or institution/office/ company and gains some money/cash or goods as wage/salary. Labor who have no permanent employer is not categorized as a laborer/ worker/employee but casual worker. A laborers in general is considered to have a permanent employer if he has the same employer during the past month, particularly for building construction sector is 3 months. If the employer is an institution, more than 1 (one) employer is allowed.

18. **Pekerja bebas** adalah seseorang yang bekerja pada orang lain/majikan/institusi yang tidak tetap (lebih dari 1 majikan dalam sebulan terakhir) di usaha pertanian baik berupa usaha rumah tangga maupun bukan usaha rumah tangga, ataupun di non pertanian atas dasar balas jasa dengan menerima upah atau imbalan baik berupa uang maupun barang, dan baik dengan system pembayaran harian maupun borongan

19. **Pekerja tak dibayar** adalah seseorang yang bekerja membantu usaha untuk memperoleh penghasilan/keuntungan yang dilakukan oleh salah seorang anggota rumah tangga atau bukan anggota rumah tangga tanpa mendapat upah/gaji baik berupa uang maupun barang.

18. **Casual employee** is a person who does not work permanently for other people/employer/ institution (more than 1 employer during the last 1 month) in agricultural sector, either home industry or not home industry, or in non-agricultural sector based on remuneration paid with money or goods, and based on daily or contact payment system.

19. **Unpaid worker** is a person who intended to work without pay either with money or good, in an establishment run by other members of the family, relative or neighbour.

ULASAN

DESCRIPTION

Kependudukan

Jumlah penduduk Kabupaten Aceh Timur kondisi Juni Tahun 2017 adalah 419.594 jiwa, terdiri dari 209.579 jiwa penduduk laki-laki dan 210.015 jiwa penduduk perempuan. Sedangkan jumlah rumah tangga pada tahun 2017 sebanyak 94.893 rumah tangga.

Population

Total Population of Aceh Timur Regency conditions in June of 2017 was 419.594 people, consisting of 209.579 mens and 210.015 womens. While the number of households in the year 2017 is 94.893 households.

Kepadatan Penduduk di Kabupaten Aceh Timur Tahun 2017 mencapai 69 jiwa per km². Namun, penduduk yang tersebar di 24 Kecamatan tersebut berbeda kepadatan antar wilayahnya. Kecamatan dengan tingkat kepadatan tertinggi adalah Kecamatan Idi Rayeuk yang merupakan ibukota Kabupaten Aceh Timur yaitu 480 Jiwa per Km². Sedangkan wilayah yang tingkat kepadatan terjarang adalah Kecamatan Serbajadi yaitu 3 Jiwa per km².

Population Density in Aceh Timur Regency in 2017 reach to 69 people per km². However, the population is spread across 24 different sub density between regions. Districts with the highest density is Idi Rayeuk, the capital of Aceh Timur Regencyreaching 480 per km². While the lowest density is Serbajadi District with 3 people per km².

Ketenagakerjaan

Informasi kuantitatif yang disajikan dalam bab ini adalah situasi pencari kerja yang terdaftar pada Dinas Sosial, Tenaga Kerja, dan Mobilitas Penduduk Kab. Aceh Timur tahun 2017. Banyaknya pencari kerja tercatat ada 1.053 orang terdiri 548 pencari kerja laki-laki dan 505 pencari kerja perempuan.

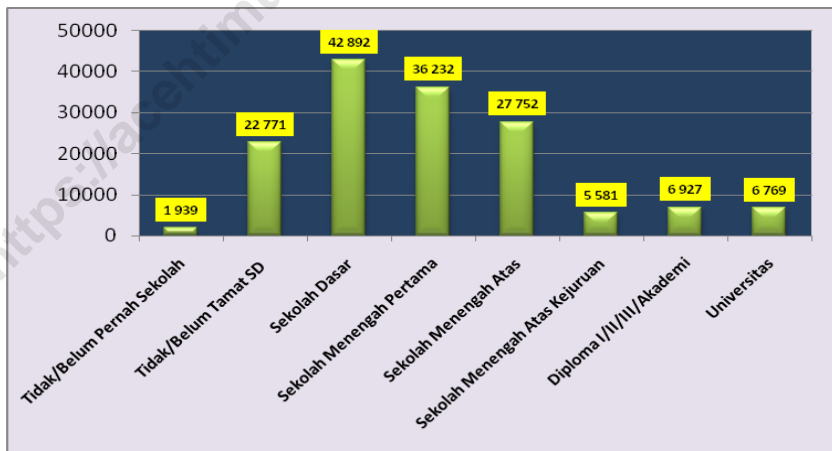
Employment

Quantitative information presented in this chapter is the situation of registered jobseekers on Department of Social, Labor and Population Mobility of Aceh Timur Regency in 2017. The number of job seekers, there were 3.119 people consisting of 1.809 men job seekers and 1.310 women job seekers.

Selama tahun 2017 untuk mengembangkan kualitas usaha kecil dan menengah di Kabupaten Aceh Timur, Dinas Sosial, Tenaga Kerja, dan Mobilitas Penduduk Kab. Aceh Timur menyelenggarakan Loka Karya Usaha Kecil dan menengah pada bidang penjahitan pakaian, montir sepeda motor, las listrik dan instalasi penerangan dengan jumlah seluruh peserta sepanjang tahun 2017 sebanyak 224 orang.

During the year 2017 to develop quality of small and medium company , Department of of Social, Labor and Population Mobility of Aceh Timur Regency was organized small and medium company workshop in various sector; sewing clothes, motorcycle mechanic, electric las, and computer with total participants in 2017 is 224 peoples.

Gambar 3 Jumlah Penduduk Berumur 15 Tahun Ke Atas Yang Bekerja Menurut Pendidikan Tertinggi yang Ditamatkan di Kabupaten Aceh Timur, 2017
Figures Working Population Aged 15 Years and Over by Educational Attainment in Aceh Timur Regency, 2017



3.1 KEPENDUDUKAN/POPULATION

**Jumlah Penduduk dan Laju Pertumbuhan Penduduk Menurut
Tabel 3.1.1 Kecamatan di Kabupaten Aceh Timur Tahun 2010, 2016, dan 2017**
**Table Population and Population Growth Rate by Subdistrict in Aceh
Timur Regency, 2010, 2016, and 2017**

| Kecamatan Subdistrict | Jumlah Penduduk (ribu) Population (thousand) | | | Laju Pertumbuhan Penduduk per Tahun Annual Population Growth Rate (%) | |
|--------------------------|---|----------------|----------------|--|-------------|
| | 2010 | 2016 | 2017 | 2010-2017 | 2016-2017 |
| (1) | (2) | (3) | (4) | (5) | (6) |
| 1 Serba Jadi | 5 806 | 6 580 | 6 713 | 15.62 | 2.02 |
| 2 Simpang Jernih | 3 421 | 3 920 | 3 999 | 16.90 | 2.02 |
| 3 Peunaron | 8 263 | 9 608 | 9 802 | 18.63 | 2.02 |
| 4 Birem Bayeun | 25 507 | 28 831 | 29 413 | 15.31 | 2.02 |
| 5 Rantau Selamat | 11 301 | 13 042 | 13 306 | 17.74 | 2.02 |
| 6 Sungai Raya | 10 746 | 12 356 | 12 606 | 17.31 | 2.02 |
| 7 Peureulak | 39 968 | 45 295 | 46 211 | 15.62 | 2.02 |
| 8 Peureulak Timur | 12 689 | 14 414 | 14 705 | 15.89 | 2.02 |
| 9 Peureulak Barat | 13 728 | 15 733 | 16 051 | 16.92 | 2.02 |
| 10 Rantau Peureulak | 22 098 | 25 219 | 25 729 | 16.43 | 2.02 |
| 11 Idi Rayeuk | 33 367 | 37 429 | 38 185 | 14.44 | 2.02 |
| 12 Peudawa | 10 346 | 11 828 | 12 067 | 16.63 | 2.02 |
| 13 Banda Alam | 7 347 | 8 552 | 8 725 | 18.76 | 2.02 |
| 14 Idi Tunong | 8 957 | 10 103 | 10 308 | 15.08 | 2.03 |
| 15 Darul Ihsan | 5 485 | 6 317 | 6 445 | 17.50 | 2.03 |
| 16 Idi Timur | 5 246 | 5 990 | 6 111 | 16.49 | 2.02 |
| 17 Darul Aman | 17 162 | 19 529 | 19 924 | 16.09 | 2.02 |
| 18 Nurussalam | 15 412 | 17 269 | 17 618 | 14.31 | 2.02 |
| 19 Darul Falah | 2 922 | 3 309 | 3 376 | 15.54 | 2.02 |
| 20 Julok | 24 051 | 26 813 | 27 355 | 13.74 | 2.02 |
| 21 Indra Makmur | 15 882 | 17 959 | 18 321 | 15.36 | 2.02 |
| 22 Pante Bidari | 21 640 | 24 473 | 24 968 | 15.38 | 2.02 |
| 23 Simpang Ulim | 18 262 | 20 349 | 20 761 | 13.68 | 2.02 |
| 24 Madat | 23 380 | 26 361 | 26 895 | 15.03 | 2.03 |
| Aceh Timur | 362 986 | 411 279 | 419 594 | 15.60 | 2.02 |

Sumber: Proyeksi Penduduk

Source: Population Projection

Tabel 3.1.2 **Jumlah Penduduk dan Rasio Jenis Kelamin Menurut Kecamatan di Kabupaten Aceh Timur, 2017**
Table 3.1.2 **Population and Sex Ratio by Subdistrict in Aceh Timur Regency, 2017**

| Kecamatan Subdistrict | Jenis Kelamin (ribu) Sex (thousand) | | | Rasio Jenis Kelamin Sex Ratio |
|--------------------------|--|---------------------|-----------------|-------------------------------------|
| | Laki-Laki Male | Perempuan Female | Jumlah Total | |
| (1) | (2) | (3) | (4) | (5) |
| 1 Serba Jadi | 3 316 | 3 397 | 6 713 | 98 |
| 2 Simpang Jernih | 1 999 | 2 000 | 3 999 | 100 |
| 3 Peunaron | 5 113 | 4 689 | 9 802 | 109 |
| 4 Birem Bayeun | 15 110 | 14 303 | 29 413 | 106 |
| 5 Rantau Selamat | 6 773 | 6 533 | 13 306 | 104 |
| 6 Sungai Raya | 6 408 | 6 198 | 12 606 | 103 |
| 7 Peureulak | 23 062 | 23 149 | 46 211 | 100 |
| 8 Peureulak Timur | 7 332 | 7 373 | 14 705 | 99 |
| 9 Peureulak Barat | 7 879 | 8 172 | 16 051 | 96 |
| 10 Rantau Peureulak | 13 038 | 12 691 | 25 729 | 103 |
| 11 Idi Rayeuk | 19 073 | 19 112 | 38 185 | 100 |
| 12 Peudawa | 6 070 | 5 997 | 12 067 | 101 |
| 13 Banda Alam | 4 383 | 4 342 | 8 725 | 101 |
| 14 Idi Tunong | 5 100 | 5 208 | 10 308 | 98 |
| 15 Darul Ihsan | 3 234 | 3 211 | 6 445 | 101 |
| 16 Idi Timur | 2 986 | 3 125 | 6 111 | 96 |
| 17 Darul Aman | 9 890 | 10 034 | 19 924 | 99 |
| 18 Nurussalam | 8 673 | 8 945 | 17 618 | 97 |
| 19 Darul Fallah | 1 652 | 1 724 | 3 376 | 96 |
| 20 Julok | 13 468 | 13 887 | 27 355 | 97 |
| 21 Indra Makmur | 9 370 | 8 951 | 18 321 | 105 |
| 22 Pante Bidari | 12 336 | 12 632 | 24 968 | 98 |
| 23 Simpang Ulim | 10 215 | 10 546 | 20 761 | 97 |
| 24 Madat | 13 099 | 13 796 | 26 895 | 95 |
| Aceh Timur | 209 579 | 210 015 | 419 594 | 100 |

Sumber: Proyeksi Penduduk

Source: Population Projection

POPULATION AND EMPLOYMENT

Distribusi dan Kepadatan Penduduk Menurut Kecamatan di
Kabupaten Aceh Timur, 2017

Tabel 3.1.3
Table *Population Distribution and Density by Subdistrict in Aceh Timur Regency, 2017*

| Kecamatan Subdistrict | Persentase Penduduk Percentage of Total Population | Kepadatan Penduduk per km ² Population Density per sq.km |
|--------------------------|--|--|
| (1) | (2) | (3) |
| 1 Serba Jadi | 1.60 | 3 |
| 2 Simpang Jernih | 0.95 | 5 |
| 3 Peunaron | 2.34 | 123 |
| 4 Birem Bayeun | 7.01 | 116 |
| 5 Rantau Selamat | 3.17 | 83 |
| 6 Sungai Raya | 3.00 | 67 |
| 7 Peureulak | 11.01 | 145 |
| 8 Peureulak Timur | 3.50 | 80 |
| 9 Peureulak Barat | 3.83 | 174 |
| 10 Rantau Peureulak | 6.13 | 199 |
| 11 Idi Rayeuk | 9.10 | 480 |
| 12 Peudawa | 2.88 | 153 |
| 13 Banda Alam | 2.08 | 96 |
| 14 Idi Tunong | 2.46 | 138 |
| 15 Darul Ihsan | 1.54 | 118 |
| 16 Idi Timur | 1.46 | 111 |
| 17 Darul Aman | 4.75 | 152 |
| 18 Nurussalam | 4.20 | 129 |
| 19 Darul Fallah | 0.80 | 80 |
| 20 Julok | 6.52 | 117 |
| 21 Indra Makmur | 4.37 | 206 |
| 22 Pante Bidari | 5.95 | 107 |
| 22 Simpang Ulim | 4.95 | 168 |
| 24 Madat | 6.41 | 134 |
| Aceh Timur | 100.00 | 69 |

Sumber: Proyeksi Penduduk

Source: Population Projection

Tabel 3.1.4 Jumlah Penduduk Menurut Kelompok Umur dan Jenis Kelamin di Kabupaten Aceh Timur, 2017
Table 3.1.4 Population by Age Group and Sex in Aceh Timur Regency, 2017

| Kelompok Umur <i>Age Group</i> | Jenis Kelamin/Sex | | |
|-----------------------------------|--------------------------|----------------------------|------------------------|
| | Laki-Laki <i>Male</i> | Perempuan <i>Female</i> | Jumlah <i>Total</i> |
| (1) | (2) | (3) | (4) |
| 0-4 | 25 862 | 24 839 | 50 701 |
| 5-9 | 25 876 | 24 642 | 50 518 |
| 10-14 | 21 949 | 21 197 | 43 146 |
| 15-19 | 19 418 | 18 883 | 38 301 |
| 20-24 | 18 706 | 18 964 | 37 670 |
| 25-29 | 18 164 | 18 610 | 36 774 |
| 30-34 | 15 782 | 16 920 | 32 702 |
| 35-39 | 14 172 | 14 954 | 29 126 |
| 40-44 | 12 173 | 12 438 | 24 611 |
| 45-49 | 10 755 | 11 106 | 21 861 |
| 50-54 | 8 242 | 8 249 | 16 491 |
| 55-59 | 6 922 | 6 891 | 13 813 |
| 60-64 | 4 991 | 4 788 | 9 779 |
| 65+ | 6 567 | 7 534 | 14 101 |
| Jumlah/Total | 209 579 | 210 015 | 419 594 |

Sumber: Proyeksi Penduduk

Source: Population Projection

POPULATION AND EMPLOYMENT

Tabel 3.1.5 Jumlah Penduduk Kabupaten Aceh Timur, 2013-2017
Table Population in Aceh Timur Regency, 2013-2017

| Kecamatan Subdistrict | 2013 | 2014 | 2015 | 2016 | 2017 |
|--------------------------|----------------|----------------|----------------|----------------|----------------|
| (1) | (2) | (3) | (4) | (5) | (6) |
| 1 Serba Jadi | 6 179 | 6 318 | 6 447 | 6 580 | 6 713 |
| 2 Simpang Jernih | 3 682 | 3 765 | 3 841 | 3 920 | 3 999 |
| 3 Peunaron | 9 022 | 9 225 | 9 414 | 9 608 | 9 802 |
| 4 Birem Bayeun | 27 072 | 27 683 | 28 249 | 28 831 | 29 413 |
| 5 Rantau Selamat | 12 247 | 12 523 | 12 779 | 13 042 | 13 306 |
| 6 Sungai Raya | 11 603 | 11 865 | 12 107 | 12 356 | 12 606 |
| 7 Peureulak | 42 534 | 43 495 | 44 381 | 45 295 | 46 211 |
| 8 Peureulak Timur | 13 536 | 13 842 | 14 123 | 14 414 | 14 705 |
| 9 Peureulak Barat | 14 773 | 15 108 | 15 415 | 15 733 | 16 051 |
| 10 Rantau Peureulak | 23 682 | 24 216 | 24 710 | 25 219 | 25 729 |
| 11 Idi Rayeuk | 35 148 | 35 941 | 36 673 | 37 429 | 38 185 |
| 12 Peudawa | 11 107 | 11 357 | 11 589 | 11 828 | 12 067 |
| 13 Banda Alam | 8 030 | 8 212 | 8 379 | 8 552 | 8 725 |
| 14 Idi Tunong | 9 488 | 9 702 | 9 899 | 10 103 | 10 308 |
| 15 Darul Ihsan | 5 933 | 6 067 | 6 190 | 6 317 | 6 445 |
| 16 Idi Timur | 5 625 | 5 752 | 5 869 | 5 990 | 6 111 |
| 17 Darul Aman | 18 338 | 18 753 | 19 135 | 19 529 | 19 924 |
| 18 Nurussalam | 16 217 | 16 583 | 16 920 | 17 269 | 17 618 |
| 19 Darul Fallah | 3 107 | 3 177 | 3 242 | 3 309 | 3 376 |
| 20 Julok | 25 180 | 25 748 | 26 272 | 26 813 | 27 355 |
| 21 Indra Makmur | 16 864 | 17 244 | 17 596 | 17 959 | 18 321 |
| 22 Pante Bidari | 22 981 | 23 501 | 23 979 | 24 473 | 24 968 |
| 23 Simpang Ulim | 19 109 | 19 541 | 19 938 | 20 349 | 20 761 |
| 24 Madat | 24 755 | 25 315 | 25 829 | 26 361 | 26 895 |
| Aceh Timur | 386 212 | 394 933 | 402 976 | 411 279 | 419 594 |

Sumber: Proyeksi Penduduk

Source: Population Projection

Tabel 3.1.6 Jumlah Rumah Tangga Kabupaten Aceh Timur, 2013-2017
Table Number of Household in Aceh Timur Regency, 2013-2017

| Kecamatan Subdistrict | 2013 | 2014 | 2015 | 2016 | 2017 |
|--------------------------|---------------|---------------|---------------|---------------|---------------|
| (1) | (2) | (3) | (4) | (5) | (6) |
| 1 Serba Jadi | 1 454 | 1 487 | 1 516 | 1 547 | 1 578 |
| 2 Simpang Jernih | 825 | 844 | 860 | 878 | 896 |
| 3 Peunaron | 2 335 | 2 387 | 2 434 | 2 484 | 2 534 |
| 4 Birem Bayeun | 6 465 | 6 611 | 6 741 | 6 880 | 7 019 |
| 5 Rantau Selamat | 2 720 | 2 782 | 2 836 | 2 895 | 2 954 |
| 6 Sungai Raya | 2 595 | 2 653 | 2 706 | 2 761 | 2 817 |
| 7 Peureulak | 9 086 | 9 292 | 9 475 | 9 670 | 9 866 |
| 8 Peureulak Timur | 2 883 | 2 948 | 3 006 | 3 068 | 3 130 |
| 9 Peureulak Barat | 3 132 | 3 202 | 3 265 | 3 333 | 3 400 |
| 10 Rantau Peureulak | 5 478 | 5 602 | 5 712 | 5 830 | 5 948 |
| 11 Idi Rayeuk | 7 827 | 8 004 | 8 163 | 8 330 | 8 498 |
| 12 Peudawa | 2 389 | 2 443 | 2 491 | 2 543 | 2 594 |
| 13 Banda Alam | 1 753 | 1 792 | 1 828 | 1 865 | 1 903 |
| 14 Idi Tunong | 2 131 | 2 179 | 2 222 | 2 268 | 2 314 |
| 15 Darul Ihsan | 1 325 | 1 355 | 1 382 | 1 410 | 1 439 |
| 16 Idi Timur | 1 261 | 1 289 | 1 315 | 1 342 | 1 369 |
| 17 Darul Aman | 3 973 | 4 062 | 4 142 | 4 228 | 4 313 |
| 18 Nurussalam | 3 708 | 3 792 | 3 867 | 3 946 | 4 026 |
| 19 Darul Fallah | 708 | 724 | 738 | 754 | 769 |
| 20 Julok | 5 814 | 5 946 | 6 064 | 6 188 | 6 313 |
| 21 Indra Makmur | 4 309 | 4 406 | 4 493 | 4 586 | 4 679 |
| 22 Pante Bidari | 5 335 | 5 456 | 5 563 | 5 678 | 5 793 |
| 23 Simpang Ulim | 4 216 | 4 311 | 4 396 | 4 487 | 4 578 |
| 24 Madat | 5 676 | 5 805 | 5 919 | 6 041 | 6 163 |
| Aceh Timur | 87 398 | 89 372 | 91 134 | 93 012 | 94 893 |

Sumber: Proyeksi Penduduk

Source: Population Projection

POPULATION AND EMPLOYMENT

Tabel : 3.1.7 **Luas Wilayah, Jumlah Penduduk, Rumah Tangga, Kepadatan, dan Rata – rata Anggota Rumah Tangga (ART), 2017**
Table : 3.1.7 **Number of Land Area, Population, Household, Density, and Average of Household Member, 2017**

| Kecamatan Sub District | Luas (Km2) Area (Km2) | Penduduk (Jiwa) Population | Rumah Tangga Household | Kepadatan (jiwa/km2) Density | Rata – rata ART Average of Household |
|---------------------------|--------------------------|----------------------------------|------------------------------|------------------------------------|---|
| (1) | (2) | (3) | (4) | (5) | (6) |
| 1 Serbajadi | 2165.66 | 6 713 | 1 578 | 3 | 4 |
| 2 Simpang Jernih | 844.63 | 3 999 | 896 | 5 | 4 |
| 3 Peunaron | 79.74 | 9 802 | 2 534 | 123 | 4 |
| 4 Birem Bayeun | 253.68 | 29 413 | 7 019 | 116 | 4 |
| 5 Rantau Selamat | 159.8 | 13 306 | 2 954 | 83 | 5 |
| 6 Sungai Raya | 189 | 12 606 | 2 817 | 67 | 4 |
| 7 Peureulak | 318.02 | 46 211 | 9 866 | 145 | 5 |
| 8 Peureulak Timur | 182.7 | 14 705 | 3 130 | 80 | 5 |
| 9 Peureulak Barat | 92.3 | 16 051 | 3 400 | 174 | 5 |
| 10 Rantau Peureulak | 129 | 25 729 | 5 948 | 199 | 4 |
| 11 Idi Rayeuk | 79.6 | 38 185 | 8 498 | 480 | 4 |
| 12 Peudawa | 78.9 | 12 067 | 2 594 | 153 | 5 |
| 13 Banda Alam | 90.95 | 8 725 | 1 903 | 96 | 5 |
| 14 Idi Tunong | 74.7 | 10 308 | 2 314 | 138 | 4 |
| 15 Darul Ihsan | 54.5 | 6 445 | 1 439 | 118 | 4 |
| 16 Idi Timur | 55.15 | 6 111 | 1 369 | 111 | 4 |
| 17 Darul Aman | 131.5 | 19 924 | 4 313 | 152 | 5 |
| 18 Nurussalam | 137.07 | 17 618 | 4 026 | 129 | 4 |
| 19 Darul Falah | 42.4 | 3 376 | 769 | 80 | 4 |
| 20 Julok | 234.36 | 27 355 | 6 313 | 117 | 4 |
| 21 Indra Makmur | 89.05 | 18 321 | 4 679 | 206 | 4 |
| Pante Bidari | 233.25 | 24 968 | 5 793 | 107 | 4 |
| 23 Simpang Ulim | 123.8 | 20 761 | 4 578 | 168 | 5 |
| 24 Madat | 200.84 | 26 895 | 6 163 | 134 | 4 |
| Jumlah/ Total | 6040.6 | 419 594 | 94 893 | 69 | 4 |

Sumber : Badan Pusat Statistik Kabupaten Aceh Timur
 Source : BPS – Statistics of Aceh Timur Regency

Tabel 3.1.8 Jumlah Pengurusan Akte Kelahiran Menurut Bulan, 2017
Table *Number of Registrations Birth Issues by Month, 2017*

| Bulan <i>Month</i> | UMUM <i>General</i> | TERLAMBAT <i>Overdue</i> | Jumlah <i>Total</i> |
|-------------------------------|------------------------|-----------------------------|------------------------|
| (1) | (2) | (3) | (4) |
| Januari <i>January</i> | 160 | 1 198 | 1 358 |
| Februari <i>February</i> | 110 | 729 | 839 |
| Maret <i>March</i> | 163 | 956 | 1 119 |
| April <i>April</i> | 145 | 920 | 1 065 |
| Mei <i>May</i> | 189 | 778 | 967 |
| Juni <i>June</i> | 135 | 755 | 890 |
| Juli <i>July</i> | 230 | 923 | 1 153 |
| Agustus <i>August</i> | 216 | 1 069 | 1 285 |
| September <i>September</i> | 173 | 779 | 952 |
| Oktober <i>Oktober</i> | 261 | 1 137 | 1 398 |
| November <i>November</i> | 264 | 2 824 | 3 088 |
| Desember <i>December</i> | 228 | 1 311 | 1 539 |
| 2017 | 2 274 | 13 379 | 15 653 |
| 2016 | 1 769 | 20 878 | 22 647 |
| 2015 | 82 | 11 247 | 11 329 |

Sumber : Dinas Kependudukan dan Catatan Sipil Kabupaten Aceh Timur
 Source : Population and Register of Population Services of Aceh Timur Regency

POPULATION AND EMPLOYMENT

Tabel 3.1.9 **Jumlah Pengurusan Akte Kelahiran Menurut Kecamatan, 2017**
Table 3.1.9 **Number of Registrations Birth Issuesby Sub District, 2017**

| Kecamatan Sub District | Umum General | Terlambat Overdue | Jumlah Total |
|---------------------------|-----------------|----------------------|-----------------|
| (1) | (2) | (3) | (4) |
| 1 Serbajadi | 63 | 285 | 348 |
| 2 Simpang Jernih | 56 | 75 | 131 |
| 3 Peunaron | 81 | 366 | 447 |
| 4 Birem Bayeun | 97 | 837 | 934 |
| 5 Rantau Selamat | 106 | 481 | 587 |
| 6 Sungai Raya | 117 | 595 | 712 |
| 7 Peureulak | 129 | 1 692 | 1 821 |
| 8 Peureulak Timur | 113 | 213 | 326 |
| 9 Peureulak Barat | 97 | 437 | 534 |
| 10 Rantau Peureulak | 86 | 760 | 846 |
| 11 Idi Rayeuk | 125 | 1 310 | 1 435 |
| 12 Peudawa | 87 | 504 | 591 |
| 13 Banda Alam | 84 | 197 | 281 |
| 14 Idi Tunong | 82 | 527 | 609 |
| 15 Darul Ihsan | 81 | 216 | 297 |
| 16 Idi Timur | 94 | 182 | 276 |
| 17 Darul Aman | 106 | 590 | 696 |
| 18 Nurussalam | 103 | 491 | 594 |
| 19 Darul Falah | 76 | 148 | 224 |
| 20 Julok | 99 | 831 | 930 |
| 21 Indra Makmur | 88 | 477 | 565 |
| 22 Pante Bidari | 94 | 637 | 731 |
| 23 Simpang Ulim | 103 | 596 | 699 |
| 24 Madat | 107 | 932 | 1 039 |
| 2017 | 2 274 | 13 379 | 15 653 |
| 2016 | 1 769 | 20 878 | 22 647 |
| 2015 | 82 | 11 247 | 11 329 |

Sumber : Dinas Kependudukan dan Catatan Sipil Kabupaten Aceh Timur
 Source : Population and Register of Population Services of Aceh Timur Regency

Tabel 3.1.10 Jumlah Permohonan dan Realisasi Penerbitan Akte Kelahiran, 2017
Table *Number of Birth Act Applicant and Realization, 2017*

| Kecamatan <i>Sub District</i> | Lahir <i>Birth</i> | Mati <i>Death</i> | Kawin <i>Merried</i> | Cerai <i>Devorce</i> | Anak | |
|----------------------------------|-----------------------|----------------------|-------------------------|-------------------------|---------------------------------|---|
| | | | | | Angkat <i>Addoptio n</i> | Ganti Nama <i>Change of Name</i> |
| (1) | (2) | (3) | (4) | (5) | (6) | (7) |
| 1 Serbajadi | 348 | 0 | 0 | 0 | 0 | 0 |
| 2 Simpang Jernih | 131 | 0 | 0 | 0 | 0 | 0 |
| 3 Peunaron | 447 | 0 | 0 | 0 | 0 | 0 |
| 4 Birem Bayeun | 934 | 3 | 0 | 0 | 0 | 0 |
| 5 Rantau Selamat | 587 | 4 | 0 | 0 | 0 | 0 |
| 6 Sungai Raya | 712 | 0 | 0 | 0 | 0 | 0 |
| 7 Peureulak | 1 821 | 9 | 0 | 0 | 0 | 0 |
| 8 Peureulak Timur | 326 | 2 | 0 | 0 | 0 | 0 |
| 9 Peureulak Barat | 534 | 1 | 0 | 0 | 0 | 0 |
| 10 Rantau Peureulak | 846 | 1 | 0 | 0 | 0 | 0 |
| 11 Idi Rayeuk | 1 435 | 10 | 0 | 0 | 0 | 1 |
| 12 Peudawa | 591 | 1 | 0 | 0 | 0 | 1 |
| 13 Banda Alam | 281 | 0 | 0 | 0 | 0 | 0 |
| 14 Idi Tunong | 609 | 0 | 0 | 0 | 0 | 0 |
| 15 Darul Ihsan | 297 | 1 | 0 | 0 | 0 | 0 |
| 16 Idi Timur | 276 | 0 | 0 | 0 | 0 | 0 |
| 17 Darul Aman | 696 | 0 | 0 | 0 | 0 | 0 |
| 18 Nurussalam | 594 | 0 | 0 | 0 | 0 | 0 |
| 19 Darul Falah | 224 | 0 | 0 | 0 | 0 | 0 |
| 20 Julok | 930 | 2 | 0 | 0 | 0 | 0 |
| 21 Indra Makmur | 565 | 0 | 0 | 0 | 0 | 0 |
| 22 Pante Bidari | 731 | 1 | 0 | 0 | 0 | 0 |
| 23 Simpang Ulim | 699 | 0 | 0 | 0 | 0 | 0 |
| 24 Madat | 1 039 | 3 | 0 | 0 | 0 | 0 |
| 2017 | 15 653 | 38 | 0 | 0 | 0 | 2 |
| 2016 | 22 647 | 41 | 2 | 0 | 0 | 1 |
| 2015 | 11 329 | 96 | 0 | 0 | 2 | 3 |

Sumber : Dinas Kependudukan dan Pencatatan Sipil Kabupaten Aceh Timur
 Source : *Population and Register of Population Services of Aceh Timur Regency*

POPULATION AND EMPLOYMENT

Tabel 3.1.11 Jumlah Penduduk Pindah, Keluar dan Masuk yang tercatat di Kecamatan, 2017
Table 3.1.11 Number of Emigration and Immigration Registered in Sub District, 2017

| Kecamatan Sub District | Jumlah Pindah Emigration | Jumlah Masuk Immigration | Perubahan Accretion |
|---------------------------|-----------------------------|-----------------------------|------------------------|
| (1) | (2) | (3) | (4) |
| 1 Serbajadi | 231 | 181 | - 50 |
| 2 Simpang Jernih | 331 | 390 | 59 |
| 3 Peunaron | 446 | 493 | 47 |
| 4 Birem Bayeun | 739 | 519 | - 220 |
| 5 Rantau Selamat | 35 | 76 | 41 |
| 6 Sungai Raya | 242 | 209 | - 33 |
| 7 Peureulak | 498 | 379 | - 119 |
| 8 Peureulak Timur | 275 | 205 | - 70 |
| 9 Peureulak Barat | 255 | 263 | 8 |
| 10 Rantau Peureulak | 509 | 337 | - 172 |
| 11 Idi Rayeuk | 321 | 361 | 40 |
| 12 Peudawa | 446 | 379 | - 67 |
| 13 Banda Alam | 398 | 222 | - 176 |
| 14 Idi Tunong | 69 | 105 | 36 |
| 15 Darul Ihsan | 120 | 105 | - 15 |
| 16 Idi Timur | 141 | 181 | 40 |
| 17 Darul Aman | 203 | 104 | - 99 |
| 18 Nurussalam | 150 | 193 | 43 |
| 19 Darul Falah | 196 | 186 | - 10 |
| 20 Julok | 68 | 117 | 49 |
| 21 Indra Makmur | 55 | 59 | 4 |
| 22 Pante Bidari | 37 | 48 | 11 |
| 23 Simpang Ulim | 43 | 66 | 23 |
| 24 Madat | 145 | 171 | 26 |
| 2017 | 5 953 | 5 349 | - 604 |
| 2016 | 8 047 | 5 127 | - 2 920 |
| 2015 | 3 919 | 4 290 | 371 |

Sumber : Dinas Kependudukan dan Pencatatan Sipil Kabupaten Aceh Timur
 Source : Population and Register of Population Services of Aceh Timur Regency

Tabel 3.1.12 Jumlah Penduduk Wajib Memiliki KTP, 2017
Table Number of Citizens Must Have Personal Identity Card, 2017

| | Kecamatan <i>Sub District</i> | Laki – Laki <i>Male</i> | Perempuan <i>Female</i> | Jumlah <i>Total</i> |
|----|---|-----------------------------------|-----------------------------------|-------------------------------|
| | (1) | (2) | (3) | (4) |
| 1 | Serbajadi | 6 528 | 6 524 | 13 052 |
| 2 | Simpang Jernih | 8 786 | 8 781 | 17 567 |
| 3 | Peunaron | 12 427 | 12 777 | 25 204 |
| 4 | Birem Bayeun | 10 062 | 9 472 | 19 534 |
| 5 | Rantau Selamat | 2 183 | 2 186 | 4 369 |
| 6 | Sungai Raya | 5 792 | 5 888 | 11 680 |
| 7 | Peureulak | 15 029 | 15 068 | 30 097 |
| 8 | Peureulak Timur | 4 596 | 4 389 | 8 985 |
| 9 | Peureulak Barat | 7 371 | 7 470 | 14 841 |
| 10 | Rantau Peureulak | 8 779 | 8 593 | 17 372 |
| 11 | Idi Rayeuk | 8 489 | 8 721 | 17 210 |
| 12 | Peudawa | 9 135 | 9 367 | 18 502 |
| 13 | Banda Alam | 6 150 | 5 809 | 11 959 |
| 14 | Idi Tunong | 3 585 | 3 650 | 7 235 |
| 15 | Darul Ihsan | 2 687 | 2 667 | 5 354 |
| 16 | Idi Timur | 3 897 | 3 930 | 7 827 |
| 17 | Darul Aman | 4 727 | 4 676 | 9 403 |
| 18 | Nurussalam | 5 352 | 5 480 | 10 832 |
| 19 | Darul Falah | 4 258 | 4 103 | 8 361 |
| 20 | Julok | 1 322 | 1 281 | 2 603 |
| 21 | Indra Makmur | 2 167 | 2 222 | 4 389 |
| 22 | Pante Bidari | 1 210 | 1 222 | 2 432 |
| 23 | Simpang Ulim | 2 105 | 2 178 | 4 283 |
| 24 | Madat | 3 188 | 2 986 | 6 174 |
| | 2017 | 139 825 | 139 440 | 279 265 |
| | 2016 | 137 547 | 136 562 | 274 109 |
| | 2015 | 149 372 | 149 636 | 299 008 |

Sumber : Dinas Kependudukan dan Pencatatan Sipil Kabupaten Aceh Timur
 Source : Population and Register of Population Services of Aceh TimurRegency

POPULATION AND EMPLOYMENT

Tabel 3.1.13 Jumlah Penduduk dan Luas Lahan Lokasi Transmigrasi di Kabupaten Aceh Timur, 2017
Table 3.1.13 Number of Population and Land Area of Transmigration Location in Aceh Timur Regency, 2017

| | Lokasi <i>Location</i> | Tipe <i>Type</i> | Penempatan | | | Luas Lahan (Ha) |
|----------------------------------|---------------------------|---------------------|------------|-------------------|--------------------|--------------------|
| | | | Tahun | Kartu Keluarga | Penduduk (jiwa) | |
| | (1) | (3) | (4) | (5) | (6) | (7) |
| Kecamatan Peunaron | | | | | | |
| 1 | Peunaron -I | TU | 80/81 | 470 | 2 011 | 0 |
| 2 | Peunaron -II | TU | 80/81 | 530 | 2 190 | 0 |
| 3 | Peunaron -III | TU | 91/92 | 250 | 1 119 | 847 |
| 4 | Peunaron -IV | TU | 92/93 | 200 | 971 | 681 |
| 5 | Alue Itam | Ternak | 99/00 | 200 | 1 075 | 0 |
| 6 | Krueng Baung | TSM | 91/92 | 100 | 473 | 228 |
| 7 | Buket Asamera | TSM | 91/92 | 75 | 308 | 171 |
| 8 | Bukit Cinta | TSM | 92/93 | 75 | 351 | 180 |
| 9 | Rawa Pakis | TSM | 93/94 | 200 | 869 | 460 |
| 10 | DK-III | TSM | 94/95 | 200 | 923 | 450 |
| 11 | Krueng Baung | TSM | 95/96 | 100 | 461 | 230 |
| 12 | Sp. Rambung | TSM | 95/96 | 114 | 609 | 260 |
| 13 | UPT III/IV | TSM | 95/96 | 256 | 1 023 | 590 |
| 14 | Sp.6 | TU | 2009 | 200 | 866 | 500 |
| Kecamatan Serbajadi | | | | | | |
| 1 | Kuala Pango SP-1 | TU | 96/97 | 250 | 1 014 | 800 |
| 2 | Kuala Pango SP-2 | TU | 96/97 | 190 | 709 | 600 |
| Kecamatan Rantau Selamat | | | | | | |
| 1 | Alue Tuwi | despot | 92/93 | 250 | 1 052 | 700 |
| Kecamatan Ranto Peureulak | | | | | | |
| 1 | Krueng Tuan | HTI | 94/95 | 300 | 1 324 | 0 |
| 2 | Punti Payong | despot | 95/96 | 180 | 739 | 400 |
| 3 | Punti Payong | lokal | 2015 | 50 | 211 | 252 |
| Kecamatan Simpang Jernih | | | | | | |
| 1 | Ujung Karang | HTI | 93/94 | 300 | 1 583 | 0 |
| Sub Jumlah | | | | 4 490 | 19 881 | 7 349 |

Sumber: Dinas Perindustrian, Tenaga Kerja, dan Transmigrasi Kabupaten Aceh Timur
 Source: Department of Industry, Manpower and Transmigration of Aceh Timur Regency

Tabel 3.1.13 **Lanjutan**
Table 3.1.13 **Continued**

| Lokasi <i>Location</i> | Tipe <i>Type</i> | Penempatan | | | Luas Lahan (Ha) |
|-------------------------------|---------------------|------------|-------------------|--------------------|--------------------|
| | | Tahun | Kartu Keluarga | Penduduk (jiwa) | |
| (1) | (3) | (4) | (5) | (6) | (7) |
| Kecamatan Indra Makmur | | | | | |
| 1 Alue le Mirah - I | Pirnes | 83/84 | 500 | 2 019 | 0 |
| 2 Alue le Mirah - II | Pirnes | 84/85 | 513 | 2 032 | 0 |
| Kecamatan Banda Alam | | | | | |
| 1 Alue le Mirah - IV | Pirnes | 85/86 | 250 | 1 112 | 0 |
| Kecamatan Pante Bidari | | | | | |
| 1 Alue le Mirah - III | Pirnes | 85/86 | 400 | 1 793 | 0 |
| 2 Kreung Jambo Aye | HTI | 94/95 | 300 | 1 328 | 0 |
| Sub Jumlah | | | 1 963 | 8 284 | 0 |
| 2017 | | | 6 453 | 28 165 | 7 349 |

Sumber: Dinas Perindustrian, Tenaga Kerja, dan Transmigrasi Kabupaten Aceh Timur
Source: Department of Industry, Manpower and Transmigration of Aceh Timur Regency

3.2 KETENAGAKERJAAN/EMPLOYMENT

Jumlah Penduduk Berumur 15 Tahun Keatas Menurut Jenis Kegiatan Selama Seminggu yang Lalu dan Jenis Kelamin di Kabupaten Aceh Timur, 2017

Tabel 3.2.1 *Population Aged 15 Years and Over by Type of Activity During The Previous Week and Sex in Aceh Timur Regency, 2017*

| Kegiatan Utama <i>Main Activity</i> | Jenis Kelamin/Sex | | |
|---|--------------------------|----------------------------|------------------------|
| | Laki-laki <i>Male</i> | Perempuan <i>Female</i> | Jumlah <i>Total</i> |
| (1) | (2) | (3) | (4) |
| Angkatan Kerja/<i>Economically Active</i> | 107 574 | 57 156 | 164 730 |
| Bekerja/ <i>Working</i> | 99926 | 50937 | 150 863 |
| Pengangguran Terbuka/ <i>Unemployment</i> | 7648 | 6219 | 13 867 |
| Bukan Angkatan Kerja <i>Economically Inactive</i> | 29 015 | 82 860 | 111 875 |
| Sekolah/ <i>Attending School</i> | 13849 | 15043 | 28 892 |
| Mengurus Rumah Tangga/ <i>Housekeeping</i> | 5613 | 62827 | 68 440 |
| Lainnya/ <i>Others</i> | 9553 | 4990 | 14 543 |
| Jumlah/<i>Total</i> | 136 589 | 140 016 | 276 605 |
| Tingkat Partisipasi Angkatan Kerja <i>Economically Active Participation Rate</i> | 78.76 | 40.82 | 59.55 |
| Tingkat Pengangguran/<i>Unemployment Rate</i> | 7.11 | 10.88 | 8.42 |

Sumber: Survei Angkatan Kerja Nasional Agustus 2017
Source: August National Labor Force Survey 2017

Jumlah Penduduk Berumur 15 Tahun Ke Atas Menurut Pendidikan Tertinggi yang Ditamatkan dan Jenis Kegiatan Selama Seminggu yang Lalu di Kabupaten Aceh Timur, 2017

Tabel 3.2.2 *Population Aged 15 Years and Over by Educational Attainment and Type of Activity During The Previous Week in Aceh Timur Regency, 2017*

| Pendidikan Tertinggi yang Ditamatkan <i>Educational Attainment</i> | Angkatan Kerja/ <i>Economically Active</i> | | | Bukan Angkatan Kerja <i>Economically Inactive</i> |
|---|--|---|----------------|--|
| | Bekerja <i>Working</i> | Pengangguran Terbuka <i>Unemployment</i> | Jumlah Total | |
| (1) | (2) | (3) | (4) | (5) |
| Tidak/Belum Pernah Sekolah <i>No Schooling</i> | 1 939 | 0 | 1 939 | 1 641 |
| Tidak/Belum Tamat SD <i>Not Yet Completed Primary School</i> | 22 771 | 1 244 | 24 015 | 17 693 |
| Sekolah Dasar/ <i>Primary School</i> | 42 892 | 2 056 | 44 948 | 25 116 |
| Sekolah Menengah Pertama/ <i>Junior High School</i> | 36 232 | 2 103 | 38 335 | 40 705 |
| Sekolah Menengah Atas/ <i>Senior High School</i> | 27 752 | 5 724 | 33 476 | 23 075 |
| Sekolah Menengah Atas Kejuruan/ <i>Vocational Senior High School</i> | 5 581 | 1 819 | 7 400 | 1 515 |
| Diploma I/II/III/Akademi | 6 927 | 707 | 7 634 | 861 |
| Diploma I/II/III/Academy | 6 927 | 707 | 7 634 | 861 |
| Universitas/ <i>University</i> | 6 769 | 214 | 6 983 | 1 269 |
| Jumlah/Total | 150 863 | 13 867 | 164 730 | 111 875 |

Sumber: Survei Angkatan Kerja Nasional Agustus 2017
Source: August National Labor Force Survey 2017

POPULATION AND EMPLOYMENT

Jumlah Penduduk Berumur 15 Tahun Keatas yang Bekerja Selama Seminggu yang Lalu Menurut Kelompok Umur dan Jenis Kelamin di Kabupaten Aceh Timur, 2017
Population Aged 15 Years and Over Who Worked During the Previous Week by Age Group and Sex in Aceh Timur Regency, 2017

| Kelompok Umur <i>Age Group</i> | Jenis Kelamin/Sex | | |
|-----------------------------------|--------------------------|----------------------------|------------------------|
| | Laki-laki <i>Male</i> | Perempuan <i>Female</i> | Jumlah <i>Total</i> |
| (1) | (2) | (3) | (4) |
| 15-19 | 7 227 | 1 706 | 8 933 |
| 20-24 | 9 907 | 3 792 | 13 699 |
| 25-29 | 14 135 | 5 908 | 20 043 |
| 30-34 | 12 767 | 10 385 | 23 152 |
| 35-39 | 14 094 | 7 948 | 22 042 |
| 40-44 | 9 889 | 6 593 | 16 482 |
| 45-49 | 11 122 | 4 721 | 15 843 |
| 50-54 | 7 707 | 3 561 | 11 268 |
| 55-59 | 6 797 | 3 435 | 10 232 |
| 60+ | 6 281 | 2 888 | 9 169 |
| Jumlah/Total | 99 926 | 50 937 | 150 863 |

Sumber: Survei Angkatan Kerja Nasional Agustus 2017
 Source: August National Labor Force Survey 2017

Tabel 3.2.4 Jumlah Penduduk Berumur 15 Tahun Ke Atas yang Bekerja Selama Seminggu yang Lalu Menurut Lapangan Pekerjaan Utama dan Jenis Kelamin di Kabupaten Aceh Timur, 2017
Table 3.2.4 *Population Aged 15 Years and Over Who Worked During the Previous Week by Main Industry and Sex in Aceh Timur Regency, 2017*

| Lapangan Pekerjaan Utama ¹ <i>Main Industry</i> ¹ | Jenis Kelamin/Sex | | |
|--|--------------------------|----------------------------|------------------------|
| | Laki-laki <i>Male</i> | Perempuan <i>Female</i> | Jumlah <i>Total</i> |
| (1) | (2) | (3) | (4) |
| 1 | 50 549 | 20 955 | 71 504 |
| 2 | 2 637 | 0 | 2 637 |
| 3 | 3 773 | 3 678 | 7 451 |
| 4 | 0 | 330 | 330 |
| 5 | 12 347 | 0 | 12 347 |
| 6 | 14 843 | 12 549 | 27 392 |
| 7 | 5 717 | 0 | 5 717 |
| 8 | 625 | 0 | 625 |
| 9 | 9 435 | 13 425 | 22 860 |
| Jumlah/Total | 99 926 | 50 937 | 150 863 |

- Keterangan/Note:*
- 1 Pertanian, Kehutanan, Perburuan, dan Perikanan/*Agriculture, Forestry, Hunting, and Fisheries*
 - 2 Pertambangan dan Penggalian/*Mining and Quarrying*
 - 3 Industri Pengolahan/*Manufacturing Industry*
 - 4 Listrik, Gas, dan Air/*Electricity, Gas, and Water*
 - 5 Bangunan/*Construction*
 - 6 Perdagangan Besar, Eceran, Rumah Makan, dan Hotel/*Wholesale Trade, Retail Trade, Restaurants, and Hotels*
 - 7 Angkutan, Pergudangan, dan Komunikasi/*Transportation, Warehousing, and Communication*
 - 8 Keuangan, Asuransi, Usaha Persewaan Bangunan, Tanah, dan Jasa Perusahaan/*Financial, Insurance, Real Estate, and Business Services*
 - 9 Jasa Kemasyarakatan, Sosial, dan Perorangan/*Community, Social, and Personal Services*

Sumber: Survei Angkatan Kerja Nasional Agustus 2017
 Source: *August National Labor Force Survey 2017*

POPULATION AND EMPLOYMENT

Jumlah Penduduk Berumur 15 Tahun Ke Atas yang Bekerja Selama Seminggu yang Lalu Menurut Jumlah Jam Kerja Seluruhnya dan Jenis Kelamin di Kabupaten Aceh Timur, 2017
Table 3.2.5 *Population Aged 15 Years and Over Who Worked During the Previous Week by Total Working Hours and Sex in Aceh Timur Regency, 2017*

| Jumlah Jam Kerja Seluruhnya (jam) <i>Total Working Hours (hours)</i> | Jenis Kelamin/Sex | | |
|---|--------------------------|----------------------------|------------------------|
| | Laki-laki <i>Male</i> | Perempuan <i>Female</i> | Jumlah <i>Total</i> |
| (1) | (2) | (3) | (4) |
| 0 ¹ | 1 971 | 1 378 | 3 349 |
| 1-14 | 10 032 | 6 338 | 16 370 |
| 15-24 | 11 992 | 12 916 | 24 908 |
| 25-34 | 14 841 | 10 571 | 25 412 |
| 35-40 | 13 498 | 6 881 | 20 379 |
| 41-45 | 10 570 | 3 159 | 13 729 |
| 46-50 | 15 351 | 2 697 | 18 048 |
| 51-55 | 5 868 | 2 729 | 8 597 |
| 56+ | 15 803 | 4 268 | 20 071 |
| Jumlah/Total | 99 926 | 50 937 | 150 863 |

Keterangan/Note: ¹ Sementara tidak bekerja/*Temporarily out of work*

Sumber: Survei Angkatan Kerja Nasional Agustus 2017
 Source: *August National Labor Force Survey 2017*

Jumlah Penduduk Berumur 15 Tahun Ke Atas yang Bekerja Selama Seminggu yang Lalu Menurut Jumlah Jam Kerja Pada Pekerjaan Utama dan Jenis Kelamin di Kabupaten Aceh Timur, 2017

Tabel 3.2.6
Table 3.2.6 *Population Aged 15 Years and Over Who Worked During the Previous Week by Number of Working Hours on Main Industry and Sex in Aceh Timur Regency, 2017*

| Jumlah Jam Kerja Pada Pekerjaan Utama (jam) <i>Number of Working Hours on Main Industry (hours)</i> | Jenis Kelamin/Sex | | |
|--|--------------------------|----------------------------|------------------------|
| | Laki-laki <i>Male</i> | Perempuan <i>Female</i> | Jumlah <i>Total</i> |
| (1) | (2) | (3) | (4) |
| 0 ¹ | 1 971 | 1 378 | 3 349 |
| 1-14 | 11 851 | 6 338 | 18 189 |
| 15-24 | 16 034 | 14 709 | 30 743 |
| 25-34 | 16 106 | 9 491 | 25 597 |
| 35-40 | 13 985 | 7 949 | 21 934 |
| 41-45 | 8 474 | 3 868 | 12 342 |
| 46-50 | 15 114 | 2 182 | 17 296 |
| 51-55 | 4 157 | 1 976 | 6 133 |
| 56+ | 12 234 | 3 046 | 15 280 |
| Jumlah/Total | 99 926 | 50 937 | 150 863 |

Keterangan/Note: ¹ Sementara tidak bekerja/*Temporarily out of work*

Sumber: Survei Angkatan Kerja Nasional Agustus 2017

Source: August National Labor Force Survey 2017

POPULATION AND EMPLOYMENT

Jumlah Penduduk Berumur 15 Tahun Ke Atas yang Bekerja Selama Seminggu yang Lalu Menurut Status Pekerjaan Utama dan Jenis Kelamin di Kabupaten Aceh Timur, 2017

Tabel 3.2.7
Table *Population Aged 15 Years and Over Who Worked During the Previous Week by Main Employment Status and Sex in Aceh Timur Regency, 2017*

| Status Pekerjaan Utama <i>Main Employment Status</i> | Jenis Kelamin/Sex | | |
|--|--------------------------|----------------------------|------------------------|
| | Laki-laki <i>Male</i> | Perempuan <i>Female</i> | Jumlah <i>Total</i> |
| (1) | (2) | (3) | (4) |
| Berusaha sendiri <i>Own account worker</i> | 24 628 | 10 754 | 35 382 |
| Berusaha dibantu buruh tidak tetap/buruh tak dibayar <i>Employer assisted by temporary worker/unpaid worker</i> | 15 029 | 4 821 | 19 850 |
| Berusaha dibantu buruh tetap/buruh dibayar <i>Employer assisted by permanent worker/paid worker</i> | 3 511 | 640 | 4 151 |
| Buruh/Karyawan/Pegawai <i>Regular employee</i> | 27 775 | 16 382 | 44 157 |
| Pekerja bebas pertanian <i>Casual employee in agricultural</i> | 22 447 | 7 692 | 30 139 |
| Pekerja keluarga/tak dibayar <i>Family worker/unpaid worker</i> | 6 536 | 10 648 | 17 184 |
| Jumlah/Total | 99 926 | 50 937 | 150 863 |

Sumber: Survei Angkatan Kerja Nasional Agustus 2017
 Source: August National Labor Force Survey 2017

Jumlah Pencari Kerja Terdaftar Menurut Tingkat Pendidikan Tertinggi yang Ditamatkan dan Jenis Kelamin di Kabupaten Aceh

Tabel 3.2.8 Timor, 2017

Table *Number of Registered Job Applicants by Educational Attainment and Sex in Aceh Timur Regency, 2017*

| Pendidikan Tertinggi yang Ditamatkan <i>Educational Attainment</i> | Jenis Kelamin/Sex | | |
|--|--------------------------|----------------------------|------------------------|
| | Laki-laki <i>Male</i> | Perempuan <i>Female</i> | Jumlah <i>Total</i> |
| (1) | (2) | (3) | (4) |
| Tidak/Belum Pernah Sekolah <i>No Schooling</i> | 0 | 0 | 0 |
| Tidak/Belum Tamat SD <i>Not Yet Completed Primary School</i> | 0 | 0 | 0 |
| Sekolah Dasar <i>Primary School</i> | 2 | 1 | 3 |
| Sekolah Menengah Pertama <i>Junior High School</i> | 17 | 1 | 18 |
| Sekolah Menengah Atas <i>Senior High School</i> | 190 | 53 | 243 |
| Sekolah Menengah Atas Kejuruan <i>Vacational Senior High School</i> | 84 | 30 | 114 |
| Diploma I/Akademi <i>Diploma I/Academy</i> | --- | --- | --- |
| Diploma II/ Akademi <i>Diploma II/ Academy</i> | --- | --- | --- |
| Diploma III/Akademi <i>Diploma III/Academy</i> | 90 | 340 | 430 |
| Diploma IV/ S1 <i>Academy/ Strata 1</i> | 164 | 80 | 244 |
| S2 <i>Strata 2</i> | 1 | 0 | 1 |
| 2017 | 548 | 505 | 1 053 |
| 2016 | 1 808 | 1 311 | 3 119 |
| 2015 | 1 251 | 1 470 | 2 721 |

Sumber: Dinas Perindustrian, Tenaga Kerja, dan Transmigrasi Kabupaten Aceh Timur

Source: Department of Industry, Manpower and Transmigration of Aceh Timur Regency

POPULATION AND EMPLOYMENT

Jumlah Perusahaan yang Terdaftar, Tenaga Kerja Menurut Lapangan Usaha, Kewarganegaraan dan Jenis Kelamin di Kabupaten Aceh

Tabel 3.2.9 Timur, 2017

Table *Number of Registered Company, Employee by Fields, Citizenship and Sex in Aceh Timur Regency, 2017*

| Sektor Sector | Jumlah Perusahaan n | Jumlah Tenaga Kerja/ Employee | | | | |
|--|---------------------------|-------------------------------|--------------|----------|----------|---------------|
| | | WNI/ Indonesian | | WNA/ | | Jumlah |
| | | L/ M | P/ F | L/ M | P/ F | Total |
| (1) | | (2) | (3) | (4) | (5) | (6) |
| 1 Pertanian, Kehutanan, perikanan dan Peternakan | 27 | 4 933 | 1 883 | 0 | 0 | 6 816 |
| 2 Pertambangan/ Galian | 26 | 913 | 50 | 5 | 0 | 968 |
| 3 Industri Pengolahan | 889 | 1 824 | 1 624 | 0 | 0 | 3 448 |
| 4 Listrik, Gas dan Air | 4 | 105 | 4 | 0 | 0 | 109 |
| 5 Bangunan/ Konstruksi | 355 | 2 274 | 0 | 0 | 0 | 2 274 |
| 6 Perdagangan/ Hotel | 19 | 174 | 80 | 0 | 0 | 254 |
| 7 Angkutan/ Pergudangan | 1 | 4 | 0 | 0 | 0 | 4 |
| 8 Keuangan/ Asuransi | 16 | 189 | 92 | 0 | 0 | 281 |
| 9 Jasa Kemasyarakatan (PNS, dll) | 46 | 4 248 | 5 561 | 0 | 0 | 9 809 |
| 10 Kegiatan Lainnya | 0 | 0 | 0 | 0 | 0 | 0 |
| 2017 | 1 383 | 14 664 | 9 294 | 5 | 0 | 23 963 |
| 2016 | 86 | 5 987 | 5 353 | 5 | 0 | 11 345 |
| 2015 | 287 | 11 226 | 7 321 | 7 | 0 | 18 554 |

Sumber: Dinas Perindustrian, Tenaga Kerja, dan Transmigrasi Kabupaten Aceh Timur
 Source: Department of Industry, Manpower and Transmigration of Aceh Timur

Tabel 3.2.10 Jumlah Perusahaan yang Terdaftar dan Perusahaan Peserta BPJS Ketenagakerjaan di Kabupaten Aceh Timur, 2017
Table *Number of Registered Company and Compatitor BPJS Employment Company in Aceh Timur Regency, 2017*

| | Sektor Sector | Jumlah Perusahaan Terdaftar Number of Registered Company | Jumlah Perusahaan Peserta |
|----|---|---|--|
| | | | Jamsostek Number of Compatitor Jamsostek Company |
| | (1) | (2) | (3) |
| 1 | Pertanian, Kehutanan, perikanan dan Peternakan | 27 | 20 |
| 2 | Pertambangan/ Galian | 26 | 10 |
| 3 | Industri Pengolahan | 889 | 3 |
| 4 | Listrik, Gas dan Air | 4 | 4 |
| 5 | Bangunan/ Konstruksi | 355 | 45 |
| 6 | Perdagangan/ Hotel | 19 | 18 |
| 7 | Angkutan/ Pergudangan | 1 | 1 |
| 8 | Keuangan/ Asuransi | 16 | 0 |
| 9 | Jasa Kemasyarakatan (PNS, c | 46 | 10 |
| 10 | Kegiatan Lainnya | 0 | 0 |
| | 2017 | 1 383 | 111 |
| | 2016 | 321 | --- |
| | 2015 | 287 | 150 |

Sumber: Dinas Perindustrian, Tenaga Kerja, dan Transmigrasi Kabupaten Aceh Timur

Source: Department of Industry, Manpower and Transmigration of Aceh Timur Regency

Tabel 3.2.11 **Jumlah Pencari Kerja Terdaftar Menurut Jenis Kelamin di Kabupaten Aceh Timur, 2017**
Table 3.2.11 **Number of Registered Job Seeker by Sex in Aceh Timur Regency, 2017**

| Periode Period | Jenis Kelamin/Sex | | |
|--------------------------------------|-------------------|---------------------|-----------------|
| | Laki-laki Male | Perempuan Female | Jumlah Total |
| (1) | (2) | (3) | (4) |
| 1 Sisa Akhir tahun 2016 | 1 140 | 1 311 | 2 451 |
| 2 Pendaftaran Tahun 2017 | 548 | 505 | 1 053 |
| 3 Penempatan Tahun 2017 | 35 | 347 | 382 |
| 4 Penghapusan Tahun 2017 | 0 | 0 | 0 |
| 5 Belum Ditempatkan Akhir Tahun 2017 | 1 653 | 1 469 | 3 122 |

Sumber: Dinas Perindustrian, Tenaga Kerja, dan Transmigrasi Kabupaten Aceh Timur

Source: Department of Industry, Manpower and Transmigration of Aceh Timur Regency

**Jumlah Pencari Kerja Terdaftar yang Belum Terserap Kerja
Menurut Tingkat Pendidikan dan Kecamatan di Kabupaten Aceh**

Tabel 3.2.12 Timur, 2017

Table *Number of Registered Unemployed Workers According to Education and District Levels in Aceh Timur Regency, 2017*

| Kecamatan <i>Subdistrict</i> | Tidak pernah/ Tidak tamat SD | Tamat SD/ Sederajat | Tamat SMP/ Sederajat | Tamat SMA/ Sederajat | Tamat D1 Ke atas | Jumlah <i>Total</i> |
|---------------------------------|---------------------------------------|------------------------|----------------------------|----------------------------|---------------------|------------------------|
| (1) | (2) | (3) | (4) | (5) | (6) | (7) |
| 1 Serba Jadi | 0 | 0 | 0 | 0 | 8 | 8 |
| 2 Simpang Jernih | 0 | 0 | 0 | 15 | 5 | 20 |
| 3 Peunaron | 0 | 0 | 0 | 0 | 15 | 15 |
| 4 Birem Bayeun | 0 | 1 | 2 | 17 | 16 | 36 |
| 5 Rantau Selamat | 0 | 0 | 2 | 16 | 10 | 28 |
| 6 Sungai Raya | 0 | 0 | 5 | 4 | 18 | 27 |
| 7 Peureulak | 0 | 0 | 2 | 25 | 87 | 114 |
| 8 Peureulak Timur | 0 | 0 | 1 | 6 | 13 | 20 |
| 9 Peureulak Barat | 0 | 0 | 0 | 24 | 17 | 41 |
| 10 Rantau Peureulak | 0 | 0 | 0 | 20 | 21 | 41 |
| 11 Idi Rayeuk | 0 | 1 | 0 | 55 | 89 | 145 |
| 12 Peudawa | 0 | 0 | 0 | 18 | 22 | 40 |
| 13 Banda Alam | 0 | 0 | 1 | 7 | 16 | 24 |
| 14 Idi Tunong | 0 | 0 | 1 | 4 | 26 | 31 |
| 15 Darul Ihsan | 0 | 0 | 0 | 4 | 16 | 20 |
| 16 Idi Timur | 0 | 0 | 0 | 11 | 14 | 25 |
| 17 Darul Aman | 0 | 0 | 0 | 2 | 17 | 19 |
| 18 Nurussalam | 0 | 0 | 0 | 25 | 37 | 62 |
| 19 Darul Falah | 0 | 0 | 0 | 2 | 12 | 14 |
| 20 Julok | 0 | 0 | 3 | 41 | 73 | 117 |
| 21 Indra Makmur | 0 | 0 | 0 | 16 | 32 | 48 |
| 22 Pante Bidari | 0 | 1 | 1 | 15 | 34 | 51 |
| 23 Simpang Ulim | 0 | 0 | 0 | 16 | 42 | 58 |
| 24 Madat | 0 | 0 | 0 | 14 | 35 | 49 |
| 2017 | 0 | 3 | 18 | 357 | 675 | 1 053 |
| 2016 | 0 | 6 | 28 | 2321 | 764 | 3 119 |
| 2015 | 0 | 85 | 502 | 1183 | 951 | 2 721 |

Sumber: Dinas Perindustrian, Tenaga Kerja, dan Transmigrasi Kabupaten Aceh Timur

Source: Department of Industry, Manpower and Transmigration of Aceh Timur

**Jumlah Peserta Pelatihan Keterampilan Instiusional Pada Loka
Karya Usaha Kecil & Menengah Menurut Jenis Pelatihan di
Kabupaten Aceh Timur, 2017**

Tabel 3.2.13 *Number of Institutional Training Compatitor at Small and Medium Industry Training by Kind of Training in Aceh Timur Regency, 2017*

| Jenis Pelatihan <i>Kind of Training</i> | Laki-Laki <i>Male</i> | Perempuan <i>Female</i> | Jumlah <i>Total</i> |
|--|--------------------------|----------------------------|------------------------|
| (1) | (2) | (3) | (4) |
| 1 Bordir/ <i>Embroiding</i> | 0 | 20 | 20 |
| 2 Menjahit Pakaian/ <i>Sewing Clothes</i> | 0 | 72 | 72 |
| 3 Mobiler/ <i>Mobiler</i> | 0 | 0 | 0 |
| 4 Montir Sepeda Motor/ <i>Motorcycle Mechanic</i> | 52 | 0 | 52 |
| 5 Las Karbit/ <i>Carbide Las</i> | 0 | 0 | 0 |
| 6 Las Listrik/ <i>Electric Las</i> | 32 | 0 | 32 |
| 7 Ketok Duko | 0 | 0 | 0 |
| 8 Elektronika/ <i>Electronics</i> | 0 | 0 | 0 |
| 9 Instalasi Penerangan/ <i>Lighting Instalation</i> | 32 | 0 | 32 |
| 10 Sekretaris Perkantoran/ <i>Office Secretary</i> | 0 | 0 | 0 |
| 11 Komputer/ <i>Computer</i> | 3 | 13 | 16 |
| 12 Bahasa Inggris/ <i>English</i> | 0 | 0 | 0 |
| 13 Montir Mobil/ <i>Car Mechanics</i> | 0 | 0 | 0 |
| 14 Bubut - Mesin Logam/ <i>Brace - Metal machine</i> | 0 | 0 | 0 |
| 15 Anyaman Rotan/ <i>Handycraft</i> | 0 | 0 | 0 |
| 16 Tehnik Pendingin/ <i>Coller Technique</i> | 0 | 0 | 0 |
| 17 Pembuatan Bakso/ <i>Meatball Industry</i> | 0 | 0 | 0 |
| 18 Pembuatan Pakan Udang/ <i>Prawn Food Industry</i> | 0 | 0 | 0 |
| 19 Merangkai Bunga | 0 | 0 | 0 |
| 20 Kaligrafi | 0 | 0 | 0 |
| 21 Servis HP | 0 | 0 | 0 |
| 22 Montir TV | 0 | 0 | 0 |
| 23 Sepeda Motor | 0 | 0 | 0 |
| 2017 | 119 | 105 | 224 |
| 2016 | 135 | 73 | 208 |
| 2015 | 112 | 16 | 128 |

Sumber: Dinas Perindustrian, Tenaga Kerja, dan Transmigrasi Kabupaten Aceh Timur

Source: Department of Industry, Manpower and Transmigration of Aceh Timur Regency



Garis Kemiskinan
Tahun 2017

369 911
Rupiah Per Kapita
Per Bulan

Jumlah dan Persentase Penduduk Miskin dari 2010 ke 2017 Menurun
66,50 (Ribuan Jiwa) menjadi 63,67 (Ribuan Jiwa)
18,43 Persen menjadi 15,25 Persen

Jumlah Penduduk Miskin (Ribuan Jiwa)
Persentase Penduduk Miskin (Persen)



PENJELASAN TEKNIS

1. **Tidak/belum pernah sekolah** adalah mereka yang tidak pernah atau belum pernah terdaftar dan tidak pernah atau belum pernah aktif mengikuti pendidikan di suatu jenjang pendidikan formal. Termasuk juga yang tamat/belum tamat taman kanak-kanak tetapi tidak melanjutkan ke sekolah dasar.

2. **Masih bersekolah** adalah mereka yang terdaftar dan aktif mengikuti pendidikan formal dan nonformal (Paket A, B, atau C), baik pendidikan dasar, menengah maupun pendidikan tinggi. Bagi mahasiswa yang sedang cuti dianggap masih bersekolah.

3. **Tidak bersekolah lagi** adalah mereka yang pernah terdaftar dan aktif mengikuti pendidikan di suatu jenjang pendidikan formal dan nonformal (Paket A, B, atau C), tetapi pada saat pencacahan tidak lagi terdaftar dan tidak aktif mengikuti pendidikan.

4. **Tamat sekolah** adalah menyelesaikan pelajaran yang ditandai dengan lulus ujian akhir pada kelas atau tingkat terakhir suatu jenjang pendidikan di sekolah negeri maupun swasta dengan mendapatkan tanda tamat belajar/ijazah. Seseorang yang belum mengikuti pelajaran pada kelas tertinggi tetapi telah mengikuti ujian akhir dan lulus dianggap tamat sekolah.

5. **Dapat membaca dan menulis** artinya dapat membaca dan menulis kata-kata/kalimat sederhana dengan suatu aksara tertentu.

TECHNICAL NOTES

1. **Not/never attending school** is someone who has never attended or never been registered in a formal education, such as primary, secondary, and tertiary education. Those who just completed kindergarten are considered as never attended school.

2. **Attending school** is someone who is currently attending primary, secondary, or tertiary education, including package A, package B, or package C. College student who postpones his/her study is considered as attending school.

3. **Not attending school anymore** is someone who had enrolled and participated in formal and non-formal education in the past including package A, package B, or package C, but currently does not attend school.

4. **Completed particular level of education** is someone who has completed particular level of education in private or public school and accepting graduation certificate. Someone who has never attended the highest grade but passed the final exam is considered as completed particular level of education.

5. **Able to read and write** is the ability to read and write at least a simple sentence in any letter of alphabets.

6. Jalur Pendidikan di Indonesia terdiri atas 1) pendidikan formal, 2) pendidikan nonformal, dan 3) pendidikan informal yang ketiganya dapat saling melengkapi dan memperkaya (Undang-Undang No. 20 Tahun 2013 tentang Sistem Pendidikan Nasional).

7. Jenjang Pendidikan Formal terdiri atas pendidikan dasar, pendidikan menengah, dan pendidikan tinggi. Jenis pendidikan yang diajarkan mencakup pendidikan umum, kejuruan, akademik, profesi, vokasi, keagamaan, dan khusus.

a. Pendidikan Dasar berbentuk Sekolah Dasar (SD) dan Madrasah Ibtidaiyah (MI) atau bentuk lain yang sederajat serta Sekolah Menengah Pertama (SMP) dan Madrasah Tsanawiyah (MTs), atau bentuk lain yang sederajat.

b. Pendidikan Menengah berbentuk Sekolah Menengah Atas (SMA), Madrasah Aliyah (MA), Sekolah Menengah Kejuruan (SMK), dan Madrasah Aliyah Kejuruan (MAK), atau bentuk lain yang sederajat.

c. Pendidikan Tinggi merupakan jenjang pendidikan setelah pendidikan menengah yang mencakup program pendidikan diploma, sarjana, magister, spesialis, dan doktor yang diselenggarakan oleh perguruan tinggi. Perguruan tinggi dapat berbentuk akademi, politeknik, sekolah tinggi, institut, atau universitas.

8. Rumah Sakit adalah tempat pemeriksaan dan perawatan kesehatan, biasanya berada di bawah pengawasan dokter/tenaga medis, yang melayani penderita yang sakit untuk berobat rawat jalan atau rawat inap.

6. The Education System in Indonesia consists of 1) a formal education, 2) non-formal education, and 3) informal education that all three can be complementary and enriching (Law No. 20 Year 2013 about The National Education System).

7. The Formal Education Level consists of primary education, secondary education, and high education. The kind of education that taught consists of general education, vocational, academic, professional, religious, and specific education.

a. The Primary Education consists of Elementary School and Islamic Elementary School or other equivalent forms and Junior High School and MTs, or other equivalent forms.

b. The Secondary Education consists of the senior high school, MA, Vocational School, and Vocational Madrasah Aliyah, or other equivalent forms.

c. The High Education consists of the education level after the secondary education that consists of diplomas, bachelor, master, specialist, and doctoral degrees that are held by the college. The colleges can be academy, polytechnic, high school, institute, or university.

8. Hospital is a place for health check, usually controlled/supervised by doctors/medical personnel to serve the ill patients to get outpatient or inpatient treatment services.

9. Rumah Sakit Bersalin adalah rumah sakit khusus untuk persalinan, dilengkapi pelayanan spesialis pemeriksaan kehamilan, persalinan, rawat inap dan rawat jalan ibu dan anak yang berada di bawah pengawasan dokter spesialis kandungan.

9. Maternity Hospital is a specialized hospital for childbirth, has specialist inspection service to pregnancy, childbirth, hospitalization and outpatient for mothers and children that is under the supervision of an obstetrician.

10. Rumah Bersalin adalah sarana pelayanan kesehatan dengan izin sebagai rumah bersalin, dilengkapi pelayanan pemeriksaan kehamilan, persalinan serta pemeriksaan ibu dan anak yang berada di bawah pengawasan bidan senior.

10. Maternity House is health care facility with a license as a maternity house, equipped with prenatal care, childbirth and examination of mothers and children which is under the supervision of a senior midwife.

11. Poliklinik adalah sarana kesehatan yang dipakai untuk pelayanan berobat jalan, biasanya berada di bawah pengawasan dokter/tenaga medis.

11. Polyclinic is a health facility in which to get outpatient services, usually under the control of doctor/medical personnel.

12. Puskesmas (Pusat Kesehatan Masyarakat) adalah unit pelaksana teknis dinas kesehatan kabupaten/ kota yang mempunyai fungsi utama sebagai penyelenggara pelayanan kesehatan tingkat pertama. Wilayah kerja puskesmas maksimal adalah satu kecamatan dan untuk dapat menjangkau wilayah kerjanya, puskesmas mempunyai jaringan pelayanan yang meliputi unit Puskesmas Pembantu (Pustu), unit Puskesmas Keliling (Puskel), dan unit bidan desa/komunitas (Peraturan Menteri Kesehatan RI No. 75 Tahun 2014 Tentang Pusat Kesehatan Masyarakat).

12. Public Health Center is technical implementation unit of regency health department that have the primary function as a first-level health care providers. The working area standard of public health center is one district and to reach their working areas, public health centers have a service network covering subsidiary of public health center, mobile public health center units, and midwife units (Regulation of the Minister of Health of Indonesia Number 75 Year 2014 about Public Health Center).

13. Apotek adalah suatu tempat tertentu yang digunakan untuk melakukan pekerjaan kefarmasian, dan penyaluran/penjualan obat atau bahan farmasi dan perbekalan kesehatan lainnya kepada masyarakat yang dikelola oleh tenaga apoteker (Peraturan Menteri Kesehatan RI No. 1332 Tahun 2002 Tentang Perubahan Atas Peraturan Menteri Kesehatan RI No. 922/MENKES/PER/X/1993 Tentang Ketentuan dan Tata Cara Pemberian Izin Apotek).

14. Imunisasi adalah memasukkan kuman atau racun penyakit tertentu yang sudah dilemahkan (vaksin) ke dalam tubuh dengan cara disuntik atau diminum (diteteskan dalam mulut) dengan maksud agar terjadi kekebalan tubuh terhadap penyakit tersebut.

15. Keluhan kesehatan adalah keadaan seseorang yang mengalami gangguan kesehatan atau kejiwaan, baik karena penyakit akut, penyakit kronis, kecelakaan, kriminal, atau hal lain.

16. Mengobati sendiri adalah upaya oleh anggota rumah tangga/keluarga dengan melakukan pengobatan sendiri tanpa datang ke tempat fasilitas kesehatan atau memanggil dokter/petugas kesehatan ke rumahnya (misal minum obat modern, jamu, kerokan, kompres, kop, pijat) agar sembuh atau menjadi lebih ringan keluhan kesehatannya.

13. Pharmacy is a specific place that is used for pharmaceutical jobs, and distribution/sale of drugs/pharmaceuticals and other medical supplies to people that are administered by trained pharmacist (Regulation of the Minister of Health of Indonesia Number 1332 Year 2002 about the Changes of Regulation of the Minister of Health of Indonesia Number 922/MENKES/PER/X/1993 about Pro- vision and Procedures for Administration of

14. Immunization is putting enervated microbe of a certain disease into human body by injection or drinking (dropping into mouth) to make the body immune to that disease.

15. Health complaint is a condition where a person has health or mental problems because of acute illness, chronically illness, accident, crimes, or others.

16. Self treatment is an effort of household members/family to have a health treatment by themselves without visiting health facilities or a doctor/health personnel (for instance, by taking modern medicine, herb medicine, chief with a coin, compress, cupping suction, massage) in order to recover from illness or reduce the health complaint.

17. BCG (Bacillus Calmette Guerin) merupakan vaksinasi untuk mencegah penyakit TBC, diberikan pada bayi baru lahir atau anak, dengan suntikan pada kulit pangkal lengan atas. Bekas suntikan kemudian akan membentuk tonjolan kecil jaringan parut pada kulit lengan atas. Suntikan BCG diberikan kepada anak sebanyak 1 kali.

17. BCG (Bacillus Calmette Guerin) is a vaccine to prevent TBC disease, given to newborns or children, by injection at the base of the skin of the upper arm. Injection site will form little bumps of scar tissue in the skin of the upper arm. BCG injections given to children 1 times.

18. DPT (Difteri, Pertusis, Tetanus) merupakan vaksin untuk mencegah penyakit Difteri, Pertusis, dan Tetanus yang diberikan pada bayi berumur 3 bulan ke atas, dengan suntikan pada paha, diulang 1 bulan dan 2 bulan kemudian, sehingga suntikan imunisasi DPT lengkap pada balita berjumlah 3 kali (kadang-kadang selang waktu antar suntikan bisa lebih dari 1 bulan).

18. DPT (Diphtheria, Pertussis, Tetanus) is a vaccine to prevent the diphtheria, pertussis, and tetanus disease, given to infants aged 3 months and above, with a shot in the thigh, repeated one month and two months later, so that the complete DPT immunization shots at toddler totaling 3 times (sometimes the time interval between injections can be more than 1 month).

19. Peristiwa tindak pidana yang dilaporkan ialah setiap peristiwa yang diterima kepolisian dari laporan masyarakat, atau peristiwa dimana pelakunya tertangkap tangan oleh kepolisian.

19. Reported crime incidence includes all criminal cases reported and received by police office, and all crimes caught by police.

20. Jumlah tindak pidana menggambarkan jumlah kasus tindak pidana yang terjadi pada kurun waktu tertentu.

20. Crime total refers to the number of criminal cases occurring during a given period.

21. Untuk mengukur kemiskinan, BPS menggunakan konsep kemampuan memenuhi kebutuhan dasar (*basic needs approach*). Dengan pendekatan ini, kemiskinan dipandang sebagai ketidakmampuan dari sisi ekonomi untuk memenuhi kebutuhan dasar makanan dan bukan makanan yang diukur dari sisi pengeluaran. Metode yang digunakan adalah menghitung Garis Kemiskinan (GK), yang terdiri dari dua komponen yaitu Garis Kemiskinan Makanan (GKM) dan Garis Kemiskinan Non-Makanan (GKNM). Penghitungan Garis Kemiskinan dilakukan secara terpisah untuk daerah perkotaan dan perdesaan.

22. Penduduk miskin adalah penduduk yang memiliki rata-rata pengeluaran per kapita per bulan di bawah Garis Kemiskinan.

23. Garis Kemiskinan Makanan (GKM) merupakan nilai pengeluaran kebutuhan minimum makanan yang disetarakan dengan 2.100 kkalori per kapita per hari. Garis Kemiskinan Non-Makanan (GKNM) adalah kebutuhan minimum untuk perumahan, sandang, pendidikan, kesehatan, dan kebutuhan dasar lainnya.

21. *To measure poverty, BPS-Statistics Indonesia has used the concept of basic needs approach. Therefore, poverty is viewed as economic inability to fulfill food and non-food basic needs which are measured by consumption/expenditure. The method used is calculating poverty line, which consists of two components that are Food Poverty Line (FPL) and Non-Food Poverty Line (NFPL). The poverty line was calculated separately for urban and rural areas.*

22. *A person whose expenditure per capita per month is below the poverty line is considered to be poor.*

23. The Food Poverty Line *refers to the daily minimum requirement of 2,100 kcal per capita per day. The Non-Food Poverty Line refers to the minimum requirement for household necessities for clothing, education, health, and other basic individual needs.*

24. Penyandang Disabilitas : setiap orang yang mempunyai kelainan fisik dan atau mental yang dapat mengganggu atau merupakan rintangan dan hambatan baginya untuk melakukan kegiatan secara selayaknya yang terdiri dari kecacatan fisik, mental atau keduanya.

24. Persons with Disabilities : every person who has a physical or mental disorder that can interfere or constitute an obstacle and obstacle for him / her to carry out activities appropriately which consists of physical, mental or both disabilities.

25. Cacat Fisik Ringan : orang yang mengalami gangguan fisik misal keadaan tubuh dengan amputasi tangan atau kaki, salah satu kaki lumpuh, tangan/kaki bengkok dan mampu melakukan aktivitas sehari-hari sendiri dan tidak memerlukan pertolongan orang lain.

25. Mild Physical Disability : people who experience physical disorders such as the condition of the body by amputation of hands or feet, one leg is paralyzed, hands / feet are bent and able to do their own daily activities and do not need help from others.

26. Cacat Netra : seseorang yang mengalami gangguan atau hambatan fungsi penglihatan yang dapat digunakan untuk melakukan pekerjaan atau aktivitas sehari-hari dan mengalami gangguan fungsi penglihatan secara total sama sekali tidak dapat melihat sehingga menghambat aktivitas sehari-hari.

26. Net Defects: a person who experiences impairment or obstacle in vision function that can be used to do work or daily activities and experience impaired visual function in total can not see at all so that hampers daily activities.

27. Penyandang Disabilitas Berat : Orang yang kecacatannya sudah tidak dapat direhabilitasi, tidak dapat melakukan aktivitas kehidupannya sehari-hari dan atau sepanjang hidupnya tergantung pada bantuan orang lain dan tidak mampu menghidupi diri sendiri.

27. People with severe disabilities : People who have disabilities cannot be rehabilitated, cannot carry out their daily activities and / or throughout their lives depend on the help of others and are unable to support themselves.

28. Cacat Fisik Sedang : orang yang mengalami kelainan fisik misal keadaan tubuh dengan amputasi, dua tangan atas siku, amputasi kaki atas lutut atas paha dan sebagainya. Masih mampu melakukan aktivitas sehari-hari sendiri dan tidak sepenuhnya memerlukan pertolongan orang lain.

28. Moderate Physical Disability: *people who experience physical abnormalities such as the condition of the body with amputation, two upper arms, amputation of the upper knee of the thigh knee and so on. Still able to do daily activities alone and not fully need help from others.*

29. Cacat Fisik dan mental/ cacat ganda : penyandang disabilitas yang memiliki lebih dari satu kecacatan fisik maupun mental (kecacatan ganda) dan ini menjadi hambatan untuk melakukan aktivitas sehari-hari. Selain kecacatan fisik dan mental terdapat juga lebih dari satu jenis kecacatan seperti kecacatan netra dengan rungu wicara, netra dengan tubuh atau rungu wicara, netra dan tubuh.

29. Physical and mental / multiple disabilities: *persons with disabilities who have more than one physical or mental disability (double disability) and this is an obstacle to carrying out daily activities. In addition to physical and mental disabilities there are also more than one type of disability such as a net disability with speech impairment, being blind to the body or hearing impairment, blindness and body.*

30. Cacat Rungu Wicara (tuli) : orang yang mengalami kekurangan dan atau kehilangan pendengaran (tuli) yang disebabkan karena kerusakan daya tangkap suara (sensorik).

30. Deafness Deafness (deafness): *people who experience hearing loss and / or hearing loss (deafness) caused by damage to the sound capture capacity (sensory).*

31. KKS (Kartu Keluarga Sejahtera) : bantuan non tunai melalui pembukaan rekening simpanan bagi masyarakat kurang mampu melalui KKS yang disertai dengan sim card untuk layanan keuangan digital (LKD) yang merupakan pengganti Kartu Perlindungan Sosial (KPS)

31. KKS (Prosperous Family Card): *non-cash assistance through opening savings accounts for underprivileged people through KKS accompanied by sim cards for digital financial services (DFS) which are substitutes for Social Protection Cards (KPS)*

32. PKH (Program Keluarga Harapan) : program pemberian uang tunai kepada rumah tangga sangat miskin berdasarkan persyaratan dan ketentuan yang telah ditetapkan dengan melaksanakan kewajibannya.

32. PKH (Family Hope Program): *a program for providing cash to very poor households based on the terms and conditions set by carrying out their obligations.*

33. Panti Asuhan Anak : lembaga kesejahteraan sosial yang mempunyai tanggung jawab untuk memberikan pelayanan kesejahteraan sosial kepada anak terlantar serta melaksanakan penyantunan dan pengentasan anak terlantar melalui pelayanan pengganti atau perwalian anak dalam memenuhi kebutuhan fisik, mental dan sosial pada anak asuh sehingga memperoleh kesempatan yang luas, tepat dan memadai bagi perkembangan kepribadiannya sesuai dengan yang diharapkan sebagai bagian generasi cita-cita bangsa dan sebagai insan yang turut serta aktif didalam bidang pembangunan sosial.

33. Child Orphanage: *social welfare institution that has the responsibility to provide social welfare services to neglected children and carry out sponsorship and alleviation of neglected children through substitute services or child guardianship in fulfilling physical, mental and social needs of foster children so that they have wide opportunities , precisely and memadai for the development of his personality in accordance with what is expected as part of the generation of ideals of the nation and as a person who participates actively in the field of social development.*

ULASAN**DESCRIPTION****Pendidikan**

Dari segi infrastruktur, pada tahun 2017 di Kabupaten Aceh Timur terdapat 286 unit bangunan SD, 80 unit bangunan SMP, dan 44 unit bangunan SMA dan SMK.

Sementara itu, tenaga pengajar yang tersedia untuk masing – masing jenjang pendidikan yakni 3.651 pengajar SD, 1.371 pengajar SMP, dan 1.257 pengajar SMA dan SMK.

Sedangkan untuk peserta didiknya, ada 45.328 orang murid SD, 14.525 orang murid SMP, dan 12.448 murid SMA dan SMK

Dari angka tersebut, secara kasar dapat terlihat beban mengajar guru pada masing – masing jenjang, yakni 12 orang pada jenjang SD, 11 orang pada jenjang SMP, dan 10 orang pada jenjang SMA dan SMK.

Education

In terms of infrastructure, in 2017 in Aceh Timur Regency are 286 elementary building units, 80 units of junior high school building, and 44 units of senior high school building`.

Meanwhile, teachers are available for each level of education , 3.651 elementary school teachers, 1.371 junior high teacher, and 1.257 senior high school teachers.

As for the learners , there are 45.328 elementary school students, 14.525 junior high school students, and 12.448 senior high school students

From these figures, it can be roughly seen teaching load of teachers on each level, 12 people at the elementary school level, 11 at the junior high school level, and 10 at the senior high school

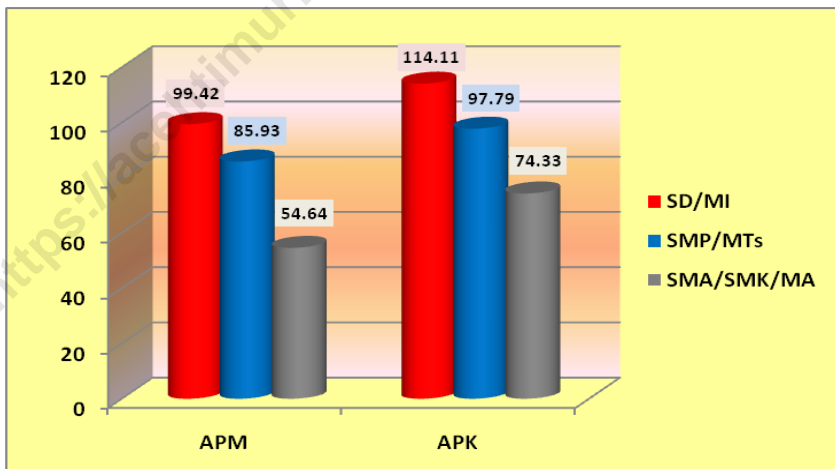
Kesehatan

Dari segi fasilitas kesehatan, Kabupaten Aceh Timur memiliki 3 Rumah Sakit yaitu RS Zubir Mahmud di Kecamatan Idi Timur, RS Graha Bunda di Kecamatan Idi Rayeuk dan RS Sultan Abdul Aziz Syah di Kecamatan Pereulak. Selain itu juga terdapat 26 puskesmas yang tersebar disetiap kecamatan. Fasilitas Kesehatan lainnya yaitu 643 Posyandu dan 44 Polindes.

Health

In terms of health, Aceh Timur Regency has 3 hospitals, Zubir Mahmud Hospital in Idi Timur Subdistrict, Graha Bunda Hospital in Idi Rayeuk Subdistrict and Sultan Abdul Aziz Syah Hospital in Peureulak Subdistrict. In addition there are 26 public health centers scattered in every Subdistrict. Other health facilities are 643 of Maternal & Child Health Center and 39 Village Maternity.

Gambar 4 Angka Partisipasi Murni (APM) dan Angka Partisipasi Kasar (APK) Menurut Jenjang Pendidikan di Kabupaten Aceh Timur, 2017
Figures Net Enrolment Rate and Gross Enrolment Rate by Educational Level in Aceh Timur Regency, 2017



4.1 PENDIDIKAN/*EDUCATION*

Persentase Penduduk Usia 7–24 Tahun Menurut Jenis Kelamin,
Kelompok Umur Sekolah, dan Partisipasi Sekolah di Kabupaten

Tabel 4.1.1 Aceh Timur, 2017

Table *Percentage of Population Aged 7-24 Years by Sex, Age Group, and School Participation in Aceh Timur Regency, 2017*

| Jenis Kelamin dan Kelompok Umur Sekolah <i>Sex and School Age Group</i> | Partisipasi Sekolah/ <i>School Participation</i> | | |
|--|---|--|---|
| | Tidak/Belum Pernah Sekolah <i>Not/Never Attending School</i> | Masih Sekolah <i>Attending School</i> | Tidak Sekolah Lagi Not <i>Attending School Anymore</i> |
| (1) | (2) | (3) | (4) |
| Laki-Laki/Male | | | |
| 7–12 | 0.00 | 100.00 | 0.00 |
| 13–15 | 0.00 | 98.94 | 1.06 |
| 16–18 | 0.57 | 62.08 | 37.35 |
| 19–24 | 0.37 | 16.13 | 83.50 |
| 7–24 | 0.19 | 71.18 | 28.63 |
| Perempuan/Female | | | |
| 7–12 | 0.00 | 100.00 | 0.00 |
| 13–15 | 1.60 | 95.83 | 2.57 |
| 16–18 | 0.82 | 74.72 | 24.46 |
| 19–24 | 0.00 | 32.24 | 67.76 |
| 7–24 | 0.43 | 75.48 | 24.10 |
| Laki-laki+Perempuan/Male+Female | | | |
| 7–12 | 0.00 | 100.00 | 0.00 |
| 13–15 | 0.79 | 97.39 | 1.81 |
| 16–18 | 0.69 | 68.26 | 31.05 |
| 19–24 | 0.18 | 24.22 | 75.60 |
| 7–24 | 0.30 | 73.26 | 26.44 |

Sumber: Survei Sosial Ekonomi Nasional Kor, Maret 2017

Source: National Socio Economic Survey kor, March 2017

Angka Partisipasi Murni (APM) dan Angka Partisipasi Kasar (APK)
Menurut Jenjang Pendidikan di Kabupaten Aceh Timur, 2017
Table 4.1.2 Net Enrolment Rate and Gross Enrolment Rate by Educational Level in Aceh Timur Regency, 2017

| Jenjang Pendidikan Educational Level | APM Net Enrollment Rate | | | APK Gross Enrollment Rate | | |
|---|----------------------------|---------------|-------|------------------------------|---------------|--------|
| | Laki-Laki | Perempua n | Total | Laki-Laki | Perempua n | Total |
| | (2) | (3) | (4) | (5) | (6) | (7) |
| SD/MI <i>Elementary School</i> | 100.00 | 98.74 | 99.42 | 116.07 | 111.83 | 114.11 |
| SMP/MTs <i>Junior High School</i> | 85.89 | 85.96 | 85.93 | 98.68 | 96.90 | 97.79 |
| SMA/SMK/MA <i>Senior High School</i> | 47.22 | 62.39 | 54.64 | 65.71 | 83.32 | 74.33 |

Sumber: Survei Sosial Ekonomi Nasional Kor, Maret 2017

Source: National Socio Economic Survey kor, March 2017

Jumlah Sekolah, Kelas, Murid, Guru, dan Rasio Murid-Guru Sekolah Dasar (SD) Menurut Kecamatan di Kabupaten Aceh Timur, Semester Ganjil Tahun Ajaran 2017/2018

Tabel
Table

4.1.3

Number of Schools, Class, Pupils, Teachers, and School-Teacher Ratio of State Schools by Subdistrict in Aceh Timur Regency, Odd Semester of the School Year 2017/2018

| Kecamatan Subdistrict | Sekolah Negeri State Schools | Sekolah Swasta Private Schools | Kelas Class | Murid Pupils | Guru* Teachers | Rasio Murid- Guru/Pupil- Teacher Ratio |
|--------------------------|---------------------------------------|---|----------------|-----------------|-------------------|--|
| (1) | (2) | (3) | (4) | (5) | (6) | (7) |
| 1 Serbajadi | 9 | 0 | 59 | 955 | 92 | 10 |
| 2 Simpang Jernih | 8 | 0 | 43 | 558 | 61 | 9 |
| 3 Peunaron | 9 | 0 | 63 | 1 314 | 100 | 13 |
| 4 Birem Bayeun | 26 | 0 | 181 | 3 799 | 339 | 11 |
| 5 Rantau Selamat | 15 | 0 | 96 | 1 728 | 202 | 9 |
| 6 Sungai Raya | 10 | 0 | 78 | 1 579 | 134 | 12 |
| 7 Peureulak | 19 | 0 | 180 | 4 542 | 266 | 17 |
| 8 Peureulak Timur | 8 | 2 | 73 | 1 626 | 115 | 14 |
| 9 Peureulak Barat | 10 | 0 | 83 | 1 979 | 121 | 16 |
| 10 Ranto Peureulak | 16 | 0 | 124 | 2 879 | 191 | 15 |
| 11 Idi Rayeuk | 18 | 0 | 173 | 4 458 | 373 | 12 |
| 12 Peudawa | 8 | 0 | 61 | 1 215 | 126 | 10 |
| 13 Banda Alam | 8 | 0 | 52 | 825 | 72 | 11 |
| 14 Idi Tunong | 6 | 0 | 42 | 692 | 72 | 10 |
| 15 Darul Ihsan | 5 | 0 | 34 | 545 | 66 | 8 |
| 16 Idi Timur | 3 | 0 | 19 | 519 | 50 | 10 |
| 17 Darul Aman | 14 | 0 | 103 | 2 351 | 159 | 15 |
| 18 Nurussalam | 13 | 0 | 88 | 1 817 | 138 | 13 |
| 19 Darul Falah | 3 | 0 | 20 | 451 | 36 | 13 |
| 20 Julok | 17 | 0 | 128 | 2 903 | 224 | 13 |
| 21 Indra Makmur | 21 | 0 | 138 | 2 270 | 192 | 12 |
| 22 Pante Bidari | 17 | 0 | 129 | 2 610 | 220 | 12 |
| 23 Simpang Ulim | 10 | 0 | 78 | 1 815 | 155 | 12 |
| 24 Madat | 11 | 0 | 79 | 1 898 | 147 | 13 |
| Aceh Timur | 284 | 2 | 2 124 | 45 328 | 3 651 | 12 |

*) PNS, bakti dan honorer

Sumber: Dinas Pendidikan dan Kebudayaan Kabupaten Aceh Timur

Source: Education and Culture Office of Aceh Timur Regency

Jumlah Sekolah, Kelas, Murid, Guru, dan Rasio Murid-Guru
Madrasah Ibtidaiyah (MI) Negeri Menurut Kecamatan di
Kabupaten Aceh Timur, 2017

Tabel
Table 4.1.4

Number of Schools, Class, Pupils, Teachers, and School-Teacher Ratio of State Madrasah Ibtidaiyah (MI) by Subdistrict in Aceh Timur Regency, 2017

| Kecamatan Subdistrict | Sekolah Schools | Kelas Class | Murid Pupils | Guru Teachers | Rasio Murid- Guru/Pupil- Teacher Ratio |
|--------------------------|--------------------|----------------|-----------------|------------------|--|
| (1) | (2) | (3) | (4) | (5) | (6) |
| 1 Serbajadi | 0 | --- | 0 | 0 | 0 |
| 2 Simpang Jernih | 0 | --- | 0 | 0 | 0 |
| 3 Peunaron | 0 | --- | 0 | 0 | 0 |
| 4 Birem Bayeun | 0 | --- | 0 | 0 | 0 |
| 5 Rantau Selamat | 0 | --- | 0 | 0 | 0 |
| 6 Sungai Raya | 0 | --- | 0 | 0 | 0 |
| 7 Peureulak | 5 | --- | 1 514 | 94 | 16 |
| 8 Peureulak Timur | 2 | --- | 504 | 31 | 16 |
| 9 Peureulak Barat | 2 | --- | 487 | 28 | 17 |
| 10 Ranto Peureulak | 3 | --- | 659 | 36 | 18 |
| 11 Idi Rayeuk | 3 | --- | 1 506 | 59 | 26 |
| 12 Peudawa | 1 | --- | 177 | 8 | 22 |
| 13 Banda Alam | --- | --- | --- | --- | --- |
| 14 Idi Tunong | 3 | --- | 760 | 50 | 15 |
| 15 Darul Ihsan | --- | --- | --- | --- | --- |
| 16 Idi Timur | 0 | --- | 0 | 0 | 0 |
| 17 Darul Aman | 1 | --- | 427 | 22 | 19 |
| 18 Nurussalam | 2 | --- | 522 | 37 | 14 |
| 19 Darul Falah | 0 | --- | 0 | 0 | 0 |
| 20 Julok | 2 | --- | 684 | 32 | 21 |
| 21 Indra Makmur | 0 | --- | 0 | 0 | 0 |
| 22 Pante Bidari | 2 | --- | 899 | 53 | 17 |
| 23 Simpang Ulim | 3 | --- | 916 | 60 | 15 |
| 24 Madat | 3 | --- | 1 287 | 69 | 19 |
| Aceh Timur | 32 | 0 | 10 342 | 579 | 18 |

Sumber: Kantor Kemeterian Agama Kabupaten Aceh Timur

Source: Ministry of Religious Affair of Aceh Timur Regency

**Jumlah Sekolah, Kelas, Murid, Guru, dan Rasio Murid-Guru
Madrasah Ibtidaiyah (MI) Swasta Menurut Kecamatan di
Kabupaten Aceh Timur, 2017**

Tabel
Table 4.1.5

**Number of Schools, Class, Pupils, Teachers, and School-Teacher
Ratio of Private Madrasah Ibtidaiyah (MI) by Subdistrict in Aceh
Timur Regency, 2017**

| Kecamatan Subdistrict | Sekolah Schools | Kelas Class | Murid Pupils | Guru Teachers | Rasio Murid- Guru/Pupil- Teacher Ratio |
|--------------------------|--------------------|----------------|-----------------|------------------|--|
| (1) | (2) | (3) | (4) | (5) | (6) |
| 1 Serbajadi | 0 | --- | 0 | 0 | 0 |
| 2 Simpang Jernih | 0 | --- | 0 | 0 | 0 |
| 3 Peunaron | 0 | --- | 0 | 0 | 0 |
| 4 Birem Bayeun | 0 | --- | 0 | 0 | 0 |
| 5 Rantau Selamat | 0 | --- | 0 | 0 | 0 |
| 6 Sungai Raya | 1 | --- | 174 | 12 | 15 |
| 7 Peureulak | 1 | --- | 181 | 15 | 12 |
| 8 Peureulak Timur | 1 | --- | 138 | 11 | 13 |
| 9 Peureulak Barat | 0 | --- | 0 | 0 | 0 |
| 10 Ranto Peureulak | 1 | --- | 80 | 10 | 8 |
| 11 Idi Rayeuk | 2 | --- | 232 | 21 | 11 |
| 12 Peudawa | 2 | --- | 256 | 18 | 14 |
| 13 Banda Alam | 1 | --- | 86 | 10 | 9 |
| 14 Idi Tunong | 1 | --- | 139 | 11 | 13 |
| 15 Darul Ihsan | 0 | --- | 0 | 0 | 0 |
| 16 Idi Timur | 0 | --- | 0 | 0 | 0 |
| 17 Darul Aman | 1 | --- | 119 | 12 | 10 |
| 18 Nurussalam | 0 | --- | 0 | 0 | 0 |
| 19 Darul Falah | 0 | --- | 0 | 0 | 0 |
| 20 Julok | 1 | --- | 118 | 14 | 8 |
| 21 Indra Makmur | 1 | --- | 130 | 10 | 13 |
| 22 Pante Bidari | 2 | --- | 300 | 25 | 12 |
| 23 Simpang Ulim | 0 | --- | 0 | 0 | 0 |
| 24 Madat | 0 | --- | 0 | 0 | 0 |
| Aceh Timur | 15 | 0 | 1 953 | 169 | 12 |

Sumber: Kantor Kemeterian Agama Kabupaten Aceh Timur

Source: Ministry of Religious Affair of Aceh Timur Regency

Jumlah Sekolah, Kelas, Murid, Guru, dan Rasio Murid-Guru Sekolah Menengah Pertama (SMP) Menurut Kecamatan di Kabupaten

Tabel 4.1.6 Aceh Timur, Semester Ganjil Tahun Ajaran 2017/2018
Tabel *Number of Schools, Pupils, Teachers, and School-Teacher Ratio of Junior High Schools by Subdistrict in Aceh Timur Regency, Odd Semester of the School Year 2017/2018*

| Kecamatan Subdistrict | Sekolah Negeri State Schools | Sekolah Swasta Private Schools | Kelas Class | Murid Pupils | Guru Teachers | Rasio Murid- Guru/Pupil- Teacher Ratio |
|--------------------------|---------------------------------------|---|----------------|-----------------|------------------|--|
| (1) | (2) | (3) | (4) | (5) | (6) | (7) |
| 1 Serbajadi | 2 | 0 | 15 | 445 | 29 | 15 |
| 2 Simpang Jernih | 3 | 1 | 13 | 271 | 25 | 11 |
| 3 Peunaron | 2 | 0 | 17 | 480 | 42 | 11 |
| 4 Birem Bayeun | 7 | 1 | 34 | 1 307 | 99 | 13 |
| 5 Rantau Selamat | 4 | 0 | 29 | 659 | 73 | 9 |
| 6 Sungai Raya | 2 | 1 | 19 | 531 | 48 | 11 |
| 7 Peureulak | 5 | 0 | 53 | 1 523 | 125 | 12 |
| 8 Peureulak Timur | 2 | 1 | 21 | 483 | 52 | 9 |
| 9 Peureulak Barat | 2 | 1 | 26 | 648 | 49 | 13 |
| 10 Ranto Peureulak | 6 | 0 | 36 | 822 | 89 | 9 |
| 11 Idi Rayeuk | 4 | 0 | 43 | 1 307 | 98 | 13 |
| 12 Peudawa | 1 | 0 | 16 | 415 | 33 | 13 |
| 13 Banda Alam | 2 | 0 | 5 | 135 | 21 | 6 |
| 14 Idi Tunong | 2 | 0 | 7 | 147 | 24 | 6 |
| 15 Darul Ihsan | 2 | 0 | 15 | 389 | 41 | 9 |
| 16 Idi Timur | 2 | 0 | 10 | 250 | 46 | 5 |
| 17 Darul Aman | 3 | 0 | 19 | 471 | 49 | 10 |
| 18 Nurussalam | 2 | 0 | 13 | 334 | 35 | 10 |
| 19 Darul Falah | 1 | 0 | 8 | 199 | 14 | 14 |
| 20 Julok | 5 | 0 | 33 | 776 | 77 | 10 |
| 21 Indra Makmur | 3 | 0 | 29 | 819 | 50 | 16 |
| 22 Pante Bidari | 5 | 2 | 54 | 1 209 | 133 | 9 |
| 23 Simpang Ulim | 3 | 0 | 25 | 523 | 61 | 9 |
| 24 Madat | 3 | 0 | 18 | 382 | 58 | 7 |
| Aceh Timur | 73 | 7 | 558 | 14 525 | 1 371 | 11 |

Sumber: Dinas Pendidikan dan Kebudayaan Kabupaten Aceh Timur

Source: Education and Culture Office of Aceh Timur Regency

**Jumlah Sekolah, Kelas, Murid, Guru, dan Rasio Murid-Guru
Madrasah Tsanawiyah (MTs) Negeri Menurut Kecamatan di
Kabupaten Aceh Timur, 2017**

Tabel
Table 4.1.7

**Number of Schools, Class, Pupils, Teachers, and School-Teacher
Ratio of State Madrasah Tsanawiyah (MTs) by Subdistrict in Aceh
Timur Regency, 2017**

| Kecamatan Subdistrict | Sekolah Schools | Kelas Class | Murid Pupils | Guru Teachers | Rasio Murid- Guru/Pupil- Teacher Ratio |
|--------------------------|--------------------|----------------|-----------------|------------------|--|
| (1) | (2) | (3) | (4) | (5) | (6) |
| 1 Serbajadi | 0 | --- | 0 | 0 | 0 |
| 2 Simpang Jernih | 0 | --- | 0 | 0 | 0 |
| 3 Peunaron | 0 | --- | 0 | 0 | 0 |
| 4 Birem Bayeun | 0 | --- | 0 | 0 | 0 |
| 5 Rantau Selamat | 0 | --- | 0 | 0 | 0 |
| 6 Sungai Raya | 0 | --- | 0 | 0 | 0 |
| 7 Peureulak | 1 | --- | 580 | 36 | 16 |
| 8 Peureulak Timur | 1 | --- | 453 | 30 | 15 |
| 9 Peureulak Barat | 0 | --- | 0 | 0 | 0 |
| 10 Ranto Peureulak | 1 | --- | 306 | 24 | 13 |
| 11 Idi Rayeuk | 1 | --- | 697 | 22 | 32 |
| 12 Peudawa | 0 | --- | 0 | 0 | 0 |
| 13 Banda Alam | 0 | --- | 0 | 0 | 0 |
| 14 Idi Tunong | 1 | --- | 372 | 25 | 15 |
| 15 Darul Ihsan | 0 | --- | 0 | 0 | 0 |
| 16 Idi Timur | 0 | --- | 0 | 0 | 0 |
| 17 Darul Aman | 1 | --- | 511 | 33 | 15 |
| 18 Nurussalam | 0 | --- | 0 | 0 | 0 |
| 19 Darul Falah | 0 | --- | 0 | 0 | 0 |
| 20 Julok | 1 | --- | 514 | 45 | 11 |
| 21 Indra Makmur | 0 | --- | 0 | 0 | 0 |
| 22 Pante Bidari | 0 | --- | 0 | 0 | 0 |
| 23 Simpang Ulim | 1 | --- | 755 | 54 | 14 |
| 24 Madat | 1 | --- | 293 | 28 | 10 |
| Aceh Timur | 9 | 0 | 4 481 | 297 | 15 |

Sumber: Kantor Kemeterian Agama Kabupaten Aceh Timur

Source: Ministry of Religious Affair of Aceh Timur Regency

Tabel
Table 4.1.8

Jumlah Sekolah, Kelas, Murid, Guru, dan Rasio Murid-Guru Madrasah Tsanawiyah (MTs) Swasta Menurut Kecamatan di Kabupaten Aceh Timur, 2017
Number of Schools, Class, Pupils, Teachers, and School-Teacher Ratio of Private Madrasah Tsanawiyah (MTs) by Subdistrict in Aceh Timur Regency, 2017

| Kecamatan <i>Subdistrict</i> | Sekolah <i>Schools</i> | Kelas <i>Class</i> | Murid <i>Pupils</i> | Guru <i>Teachers</i> | Rasio Murid- Guru/ <i>Pupil- Teacher Ratio</i> |
|---------------------------------|---------------------------|-----------------------|------------------------|-------------------------|---|
| (1) | (2) | (3) | (4) | (5) | (6) |
| 1 Serbajadi | 0 | --- | 0 | 0 | 0 |
| 2 Simpang Jernih | 0 | --- | 0 | 0 | 0 |
| 3 Peunaron | 0 | --- | 0 | 0 | 0 |
| 4 Birem Bayeun | 3 | --- | 263 | 36 | 7 |
| 5 Rantau Selamat | 1 | --- | 70 | 9 | 8 |
| 6 Sungai Raya | 1 | --- | 70 | 9 | 8 |
| 7 Peureulak | 3 | --- | 750 | 79 | 9 |
| 8 Peureulak Timur | 0 | --- | 0 | 0 | 0 |
| 9 Peureulak Barat | 1 | --- | 230 | 18 | 13 |
| 10 Ranto Peureulak | 2 | --- | 240 | 26 | 9 |
| 11 Idi Rayeuk | 0 | --- | 0 | 0 | 0 |
| 12 Peudawa | 1 | --- | 195 | 26 | 8 |
| 13 Banda Alam | 2 | --- | 326 | 39 | 8 |
| 14 Idi Tunong | 1 | --- | 84 | 22 | 4 |
| 15 Darul Ihsan | 0 | --- | 0 | 0 | 0 |
| 16 Idi Timur | 0 | --- | 0 | 0 | 0 |
| 17 Darul Aman | 0 | --- | 0 | 0 | 0 |
| 18 Nurussalam | 2 | --- | 381 | 35 | 11 |
| 19 Darul Falah | 0 | --- | 0 | 0 | 0 |
| 20 Julok | 1 | --- | 90 | 18 | 5 |
| 21 Indra Makmur | 0 | --- | 0 | 0 | 0 |
| 22 Pante Bidari | 2 | --- | 140 | 28 | 5 |
| 23 Simpang Ulim | 2 | --- | 177 | 27 | 7 |
| 24 Madat | 1 | --- | 83 | 30 | 3 |
| Aceh Timur | 23 | 0 | 3 099 | 402 | 8 |

Sumber: Kantor Kemeterian Agama Kabupaten Aceh Timur

Source: Ministry of Religious Affair of Aceh Timur Regency

Jumlah Sekolah, Kelas, Murid, Guru, dan Rasio Murid-Guru Sekolah Menengah Atas (SMA) Menurut Kecamatan di Kabupaten Aceh

Tabel 4.1.9 Timur, Semester Ganjil Tahun Ajaran 2017/2018

Table *Number of Schools, Class, Pupils, Teachers, and School-Teacher Ratio of Senior High Schools by Subdistrict in Aceh Timur Regency, Odd Semester of School Year 2017/2018*

| Kecamatan Subdistrict | Sekolah Negeri State Schools | Sekolah Swasta Private Schools | Kelas Class | Murid Pupils | Guru Teachers | Rasio Murid- Guru/Pupil- Teacher Ratio |
|--------------------------|---------------------------------------|---|----------------|-----------------|------------------|--|
| (1) | (2) | (3) | (4) | (5) | (6) | (7) |
| 1 Serbajadi | 0 | 0 | 0 | 0 | 0 | 0 |
| 2 Simpang Jernih | 0 | 0 | 0 | 0 | 0 | 0 |
| 3 Peunaron | 1 | 0 | 18 | 451 | 31 | 15 |
| 4 Birem Bayeun | 4 | 0 | 25 | 659 | 67 | 10 |
| 5 Rantau Selamat | 2 | 0 | 23 | 606 | 65 | 9 |
| 6 Sungai Raya | 1 | 0 | 9 | 211 | 31 | 7 |
| 7 Peureulak | 1 | 1 | 31 | 989 | 53 | 19 |
| 8 Peureulak Timur | 0 | 0 | 0 | 0 | 0 | 0 |
| 9 Peureulak Barat | 0 | 1 | 6 | 101 | 11 | 9 |
| 10 Ranto Peureulak | 1 | 0 | 19 | 497 | 40 | 12 |
| 11 Idi Rayeuk | 2 | 0 | 34 | 1 002 | 114 | 9 |
| 12 Peudawa | 1 | 0 | 13 | 343 | 40 | 9 |
| 13 Banda Alam | 1 | 1 | 9 | 219 | 33 | 7 |
| 14 Idi Tunong | 1 | 0 | 12 | 322 | 29 | 11 |
| 15 Darul Ihsan | 1 | 0 | 5 | 139 | 24 | 6 |
| 16 Idi Timur | 0 | 0 | 0 | 0 | 0 | 0 |
| 17 Darul Aman | 1 | 0 | 17 | 380 | 41 | 9 |
| 18 Nurussalam | 1 | 0 | 11 | 247 | 27 | 9 |
| 19 Darul Falah | 1 | 0 | 5 | 115 | 18 | 6 |
| 20 Julok | 1 | 0 | 20 | 500 | 50 | 10 |
| 21 Indra Makmur | 1 | 0 | 16 | 449 | 43 | 10 |
| 22 Pante Bidari | 3 | 0 | 11 | 282 | 32 | 9 |
| 23 Simpang Ulim | 1 | 0 | 23 | 623 | 59 | 11 |
| 24 Madat | 2 | 0 | 15 | 356 | 50 | 7 |
| Aceh Timur | 27 | 3 | 322 | 8 491 | 858 | 10 |

Sumber: Dinas Pendidikan dan Kebudayaan Kabupaten Aceh Timur

Source: Education and Culture Office of Aceh Timur Regency

Jumlah Sekolah, Kelas, Murid, Guru, dan Rasio Murid-Guru Sekolah Menengah Kejuruan (SMK) Menurut Kecamatan di Kabupaten

Tabel 4.1.10 Aceh Timur, Semester Ganjil Tahun Ajaran 2017/2018
Table *Number of Schools, Class, Pupils, Teachers, and School-Teacher Ratio of Vocational Senior High Schools by Subdistrict in Aceh Timur Regency, Odd Semester of School Year 2017/2018*

| Kecamatan Subdistrict | Sekolah Negeri State Schools | Sekolah Swasta Private Schools | Kelas Class | Murid Pupils | Guru Teachers | Rasio Murid- Guru/Pupil- Teacher Ratio |
|--------------------------|---------------------------------------|---|----------------|-----------------|------------------|--|
| (1) | (2) | (3) | (4) | (5) | (6) | (7) |
| 1 Serbajadi | 1 | 0 | 9 | 208 | 18 | 12 |
| 2 Simpang Jernih | 1 | 0 | 4 | 71 | 11 | 6 |
| 3 Peunaron | 0 | 0 | 0 | 0 | 0 | 0 |
| 4 Birem Bayeun | 0 | 0 | 0 | 0 | 0 | 0 |
| 5 Rantau Selamat | 0 | 0 | 0 | 0 | 0 | 0 |
| 6 Sungai Raya | 0 | 0 | 0 | 0 | 0 | 0 |
| 7 Peureulak | 2 | 0 | 39 | 1 119 | 89 | 13 |
| 8 Peureulak Timur | 1 | 0 | 13 | 219 | 23 | 10 |
| 9 Peureulak Barat | 1 | 1 | 29 | 489 | 63 | 8 |
| 10 Ranto Peureulak | 0 | 0 | 0 | 0 | 0 | 0 |
| 11 Idi Rayeuk | 1 | 0 | 30 | 807 | 54 | 15 |
| 12 Peudawa | 0 | 0 | 0 | 0 | 0 | 0 |
| 13 Banda Alam | 0 | 0 | 0 | 0 | 0 | 0 |
| 14 Idi Tunong | 0 | 0 | 0 | 0 | 0 | 0 |
| 15 Darul Ihsan | 1 | 0 | 2 | --- | 1 | 0 |
| 16 Idi Timur | 0 | 0 | 0 | 0 | 0 | 0 |
| 17 Darul Aman | 1 | 0 | 12 | 315 | 31 | 10 |
| 18 Nurussalam | 0 | 0 | 0 | 0 | 0 | 0 |
| 19 Darul Falah | 0 | 0 | 0 | 0 | 0 | 0 |
| 20 Julok | 1 | 0 | 12 | 165 | 25 | 7 |
| 21 Indra Makmur | 1 | 0 | 8 | 126 | 21 | 6 |
| 22 Pante Bidari | 1 | 0 | 7 | 98 | 25 | 4 |
| 23 Simpang Ulim | 1 | 0 | 15 | 340 | 38 | 9 |
| 24 Madat | 0 | 0 | 0 | 0 | 0 | 0 |
| Aceh Timur | 13 | 1 | 180 | 3 957 | 399 | 10 |

Sumber: Dinas Pendidikan dan Kebudayaan Kabupaten Aceh Timur

Source: Education and Culture Office of Aceh Timur Regency

**Jumlah Sekolah, Kelas, Murid, Guru, dan Rasio Murid-Guru
Madrasah Aliyah Negeri Menurut Kecamatan di Kabupaten Aceh
Timur, 2017**

Tabel
Table 4.1.11

**Number of Schools, Class, Pupils, Teachers, and School-Teacher
Ratio of State Senior High Schools by Subdistrict in Aceh Timur
Regency, 2017**

| Kecamatan Subdistrict | Sekolah Schools | Kelas Class | Murid Pupils | Guru Teachers | Rasio Murid- Guru/Pupil- Teacher Ratio |
|--------------------------|--------------------|----------------|-----------------|------------------|--|
| (1) | (2) | (3) | (4) | (5) | (6) |
| 1 Serbajadi | 0 | --- | 0 | 0 | 0 |
| 2 Simpang Jernih | 0 | --- | 0 | 0 | 0 |
| 3 Peunaron | 0 | --- | 0 | 0 | 0 |
| 4 Birem Bayeun | 0 | --- | 0 | 0 | 0 |
| 5 Rantau Selamat | 0 | --- | 0 | 0 | 0 |
| 6 Sungai Raya | 0 | --- | 0 | 0 | 0 |
| 7 Peureulak | 1 | --- | 215 | 36 | 6 |
| 8 Peureulak Timur | 0 | --- | 0 | 0 | 0 |
| 9 Peureulak Barat | 0 | --- | 0 | 0 | 0 |
| 10 Ranto Peureulak | 1 | --- | 270 | 30 | 9 |
| 11 Idi Rayeuk | 2 | --- | 628 | 77 | 8 |
| 12 Peudawa | 0 | --- | 0 | 0 | 0 |
| 13 Banda Alam | 0 | --- | 0 | 0 | 0 |
| 14 Idi Tunong | 0 | --- | 0 | 0 | 0 |
| 15 Darul Ihsan | 0 | --- | 0 | 0 | 0 |
| 16 Idi Timur | 0 | --- | 0 | 0 | 0 |
| 17 Darul Aman | 0 | --- | 0 | 0 | 0 |
| 18 Nurussalam | 0 | --- | 0 | 0 | 0 |
| 19 Darul Falah | 0 | --- | 0 | 0 | 0 |
| 20 Julok | 0 | --- | 0 | 0 | 0 |
| 21 Indra Makmur | 0 | --- | 0 | 0 | 0 |
| 22 Pante Bidari | 0 | --- | 0 | 0 | 0 |
| 23 Simpang Ulim | 1 | --- | 160 | 43 | 4 |
| 24 Madat | 0 | --- | 0 | 0 | 0 |
| Aceh Timur | 5 | 0 | 1 273 | 186 | 7 |

Sumber: Kantor Kemeterian Agama Kabupaten Aceh Timur

Source: Ministry of Relegious Affair of Aceh Timur Regency

**Jumlah Sekolah, Kelas, Murid, Guru, dan Rasio Murid-Guru
Madrasah Aliyah Swasta Menurut Kecamatan di Kabupaten Aceh
Timur, 2017**

Tabel
Table 4.1.12

**Number of Schools, Class, Pupils, Teachers, and School-Teacher
Ratio of Private Senior High Schools by Subdistrict in Aceh Timur
Regency, 2017**

| Kecamatan Subdistrict | Sekolah Schools | Kelas Class | Murid Pupils | Guru Teachers | Rasio Murid- Guru/Pupil- Teacher Ratio |
|--------------------------|--------------------|----------------|-----------------|------------------|--|
| (1) | (2) | (3) | (4) | (5) | (6) |
| 1 Serbajadi | 0 | --- | 0 | 0 | 0 |
| 2 Simpang Jernih | 1 | --- | --- | --- | --- |
| 3 Peunaron | 0 | --- | 0 | 0 | 0 |
| 4 Birem Bayeun | 0 | --- | 0 | 0 | 0 |
| 5 Rantau Selamat | 1 | --- | 86 | 10 | 9 |
| 6 Sungai Raya | 1 | --- | 111 | 12 | 9 |
| 7 Peureulak | 1 | --- | 120 | --- | --- |
| 8 Peureulak Timur | 1 | --- | 192 | 37 | 5 |
| 9 Peureulak Barat | 0 | --- | 0 | 0 | 0 |
| 10 Ranto Peureulak | 0 | --- | 0 | 0 | 0 |
| 11 Idi Rayeuk | 0 | --- | 0 | 0 | 0 |
| 12 Peudawa | 1 | --- | 35 | 20 | 2 |
| 13 Banda Alam | 1 | --- | 51 | 10 | 5 |
| 14 Idi Tunong | 0 | --- | 0 | 0 | 0 |
| 15 Darul Ihsan | 0 | --- | 0 | 0 | 0 |
| 16 Idi Timur | 0 | --- | 0 | 0 | 0 |
| 17 Darul Aman | 1 | --- | 32 | 11 | 3 |
| 18 Nurussalam | 0 | --- | 0 | 0 | 0 |
| 19 Darul Falah | 0 | --- | 0 | 0 | 0 |
| 20 Julok | 1 | --- | 148 | 20 | 7 |
| 21 Indra Makmur | 0 | --- | 0 | 0 | 0 |
| 22 Pante Bidari | 2 | --- | 137 | 28 | 5 |
| 23 Simpang Ulim | 0 | --- | 0 | 0 | 0 |
| 24 Madat | 2 | --- | 113 | 27 | 4 |
| Aceh Timur | 13 | 0 | 1 025 | 175 | 6 |

Sumber: Kantor Kemeterian Agama Kabupaten Aceh Timur

Source: Ministry of Religious Affair of Aceh Timur Regency

Tabel
Table 4.1.13

Jumlah Sekolah, Kelas, Murid, Guru, dan Rasio Murid-Guru Taman Kanak-Kanak Negeri Menurut Kecamatan di Kabupaten Aceh Timur, Semester Ganjil Tahun Ajaran 2017/2018
Number of Schools, Class, Pupils, Teachers, and School-Teacher Ratio of State Kindergarden by Subdistrict in Aceh Timur Regency, Odd Semester of School Year 2017/2018

| Kecamatan Subdistrict | Sekolah Schools | Kelas Class | Murid Pupils | Guru Teachers | Rasio Murid- Guru/Pupil- Teacher Ratio |
|--------------------------|--------------------|----------------|-----------------|------------------|--|
| (1) | (2) | (3) | (4) | (5) | (6) |
| 1 Serbajadi | 1 | 3 | 40 | 3 | 13 |
| 2 Simpang Jernih | 0 | 0 | 0 | 0 | 0 |
| 3 Peunaron | 0 | 0 | 0 | 0 | 0 |
| 4 Birem Bayeun | 2 | 10 | 67 | 10 | 7 |
| 5 Rantau Selamat | 1 | 2 | 31 | 2 | 16 |
| 6 Sungai Raya | 3 | 9 | 125 | 12 | 10 |
| 7 Peureulak | 4 | 17 | 266 | 26 | 10 |
| 8 Peureulak Timur | 7 | 24 | 212 | 27 | 8 |
| 9 Peureulak Barat | 1 | 2 | 23 | 3 | 8 |
| 10 Ranto Peureulak | 2 | 8 | 101 | 12 | 8 |
| 11 Idi Rayeuk | 3 | 8 | 152 | 19 | 8 |
| 12 Peudawa | 2 | 9 | 103 | 6 | 17 |
| 13 Banda Alam | 2 | 2 | 59 | 10 | 6 |
| 14 Idi Tunong | 1 | 2 | 0 | 0 | --- |
| 15 Darul Ihsan | 1 | 2 | 11 | 4 | 3 |
| 16 Idi Timur | 0 | 0 | 0 | 0 | 0 |
| 17 Darul Aman | 2 | 5 | 50 | 7 | 7 |
| 18 Nurussalam | 2 | 4 | 43 | 10 | 4 |
| 19 Darul Falah | 2 | 6 | 89 | 9 | 10 |
| 20 Julok | 4 | 8 | 79 | 15 | 5 |
| 21 Indra Makmur | 1 | 3 | 38 | 6 | 6 |
| 22 Pante Bidari | 1 | 2 | 25 | 5 | 5 |
| 23 Simpang Ulim | 1 | 4 | 55 | 6 | 9 |
| 24 Madat | 3 | 6 | 98 | 10 | 10 |
| Aceh Timur | 46 | 136 | 1 667 | 202 | 8 |

Sumber: Dinas Pendidikan dan Kebudayaan Kabupaten Aceh Timur

Source: Education and Culture Office of Aceh Timur Regency

Jumlah Sekolah, Kelas, Murid, Guru, dan Rasio Murid-Guru
Pendidikan Anak Usia Dini (PAUD) Swasta Menurut Kecamatan di

Tabel 4.1.14 Kabupaten Aceh Timur, Semester Ganjil Tahun Ajaran 2017/2018
Table Number of Schools, Class, Pupils, Teachers, and School-Teacher Ratio of Private Pre Schools by Subdistrict in Aceh Timur Regency, Odd Semester of School Year 2017/2018

| Kecamatan Subdistrict | Sekolah Schools | Kelas Class | Murid Pupils | Guru Teachers | Rasio Murid- Guru/Pupil- Teacher Ratio |
|--------------------------|--------------------|----------------|-----------------|------------------|--|
| (1) | (2) | (3) | (4) | (5) | (6) |
| 1 Serbajadi | 4 | 9 | 109 | 14 | 8 |
| 2 Simpang Jernih | 4 | 10 | 101 | 11 | 9 |
| 3 Peunaron | 4 | 11 | 119 | 13 | 9 |
| 4 Birem Bayeun | 13 | 26 | 345 | 40 | 9 |
| 5 Rantau Selamat | 9 | 18 | 192 | 36 | 5 |
| 6 Sungai Raya | 4 | 8 | 145 | 20 | 7 |
| 7 Peureulak | 25 | 30 | 734 | 88 | 8 |
| 8 Peureulak Timur | 10 | 25 | 317 | 45 | 7 |
| 9 Peureulak Barat | 6 | 12 | 214 | 22 | 10 |
| 10 Ranto Peureulak | 12 | 28 | 370 | 44 | 8 |
| 11 Idi Rayeuk | 13 | 30 | 353 | 46 | 8 |
| 12 Peudawa | 12 | 24 | 286 | 35 | 8 |
| 13 Banda Alam | 3 | 6 | 84 | 11 | 8 |
| 14 Idi Tunong | 7 | 14 | 173 | 25 | 7 |
| 15 Darul Ihsan | 3 | 6 | 86 | 14 | 6 |
| 16 Idi Timur | 4 | 10 | 110 | 14 | 8 |
| 17 Darul Aman | 7 | 14 | 183 | 23 | 8 |
| 18 Nurussalam | 18 | 40 | 464 | 71 | 7 |
| 19 Darul Falah | 2 | 4 | 48 | 9 | 5 |
| 20 Julok | 28 | 52 | 718 | 93 | 8 |
| 21 Indra Makmur | 13 | 26 | 285 | 45 | 6 |
| 22 Pante Bidari | 17 | 30 | 500 | 76 | 7 |
| 23 Simpang Ulim | 13 | 26 | 424 | 59 | 7 |
| 24 Madat | 11 | 22 | 410 | 41 | 10 |
| Aceh Timur | 242 | 481 | 6 770 | 895 | 8 |

Sumber: Dinas Pendidikan dan Kebudayaan Kabupaten Aceh Timur

Source: Education and Culture Office of Aceh Timur Regency

**Jumlah Sekolah, Kelas, Murid, Guru, dan Rasio Murid-Guru Taman
Kanak-Kanak Swasta Menurut Kecamatan di Kabupaten Aceh**

Tabel 4.1.15 **Timur, Semester Ganjil Tahun Ajaran 2017/2018**
Table **Number of Schools, Class, Pupils, Teachers, and School-Teacher
Ratio of Private Kindergarden by Subdistrict in Aceh Timur
Regency, 2017**

| Kecamatan Subdistrict | Sekolah Schools | Kelas Class | Murid Pupils | Guru Teachers | Rasio Murid- Guru/Pupil- Teacher Ratio |
|--------------------------|--------------------|----------------|-----------------|------------------|--|
| (1) | (2) | (3) | (4) | (5) | (6) |
| 1 Serbajadi | 0 | 0 | 0 | 0 | 0 |
| 2 Simpang Jernih | 0 | 0 | 0 | 0 | 0 |
| 3 Peunaron | 0 | 0 | 0 | 0 | 0 |
| 4 Birem Bayeun | 10 | 22 | 345 | 42 | 8 |
| 5 Rantau Selamat | 1 | 2 | 19 | 3 | 6 |
| 6 Sungai Raya | 3 | 10 | 81 | 25 | 3 |
| 7 Peureulak | 1 | 3 | 46 | 5 | 9 |
| 8 Peureulak Timur | 2 | 10 | 92 | 11 | 8 |
| 9 Peureulak Barat | 2 | 55 | 60 | 10 | 6 |
| 10 Ranto Peureulak | 3 | 12 | 96 | 15 | 6 |
| 11 Idi Rayeuk | 3 | 10 | 167 | 20 | 8 |
| 12 Peudawa | 0 | 0 | 0 | 0 | 0 |
| 13 Banda Alam | 1 | 2 | 25 | 3 | 8 |
| 14 Idi Tunong | 1 | 2 | 27 | 3 | 9 |
| 15 Darul Ihsan | 1 | 2 | 23 | 2 | 12 |
| 16 Idi Timur | 0 | 0 | 0 | 0 | 0 |
| 17 Darul Aman | 1 | 2 | 30 | 5 | 6 |
| 18 Nurussalam | 1 | 2 | 22 | 5 | 4 |
| 19 Darul Falah | 0 | 0 | 0 | 0 | 0 |
| 20 Julok | 3 | 6 | 69 | 14 | 5 |
| 21 Indra Makmur | 2 | 4 | 147 | 18 | 8 |
| 22 Pante Bidari | 5 | 10 | 143 | 22 | 7 |
| 23 Simpang Ulim | 2 | 4 | 42 | 5 | 8 |
| 24 Madat | 6 | 12 | 163 | 24 | 7 |
| Aceh Timur | 48 | 170 | 1 597 | 232 | 7 |

Sumber: Dinas Pendidikan dan Kebudayaan Kabupaten Aceh Timur

Source: Education and Culture Office of Aceh Timur Regency

Tabel
Table 4.1.16

Direktori Taman Kanak-kanak Negeri (TKN) di Kabupaten Aceh Timur, Semester Ganjil Tahun Ajaran 2017/2018
Directory State Kindergarden in Aceh Timur Regency, Odd Semester of School Year 2017/2018

| | Nama TK | Lokasi TK | Jumlah Guru | Jumlah Murid | | Jumlah |
|----|-----------------------------------|-----------------|-------------|--------------|-----------|--------|
| | | | | Laki-Laki | Perempuan | |
| | (1) | (2) | (3) | | | (4) |
| 1 | Tk.Negeri Npembina Kec.Birem | Birem Bayeun | 8 | 15 | 33 | 48 |
| 2 | Tk.Negeri Alue Teh | Birem Bayeun | 2 | 11 | 8 | 19 |
| 3 | Tk.Negeri Rantau Panjang | Rantau Selamat | 2 | 18 | 13 | 31 |
| 4 | Tk.Negeri Putra Labuhan | Sungai Raya | 5 | 27 | 29 | 56 |
| 5 | Tk.Negeri Bukit Selamat | Sungai Raya | 4 | 10 | 20 | 30 |
| 6 | Tk. Negeri Geulumpang Payong | Sungai Raya | 3 | 14 | 25 | 39 |
| 7 | Tk.Negeri Rahmat Damai | Peureulak Timur | 3 | 11 | 5 | 16 |
| 8 | Tk.Negeri Tarbiyatul Athfal | Peureulak Timur | 5 | 15 | 20 | 35 |
| 9 | Tk.Negeri Pembina Peureulak Timur | Peureulak Timur | 6 | 26 | 34 | 60 |
| 10 | Tk Negeri Seuneubok Lapang | Peureulak Timur | 2 | 5 | 7 | 12 |
| 11 | Tk. Negeri Krut Lintang | Peureulak Timur | 3 | 11 | 9 | 20 |
| 12 | Tk. Negeri Geulanggan Merak | Peureulak Timur | 3 | 19 | 15 | 34 |
| 13 | Tk. Negeri Alue Bu Alue Nireh | Peureulak Timur | 5 | 19 | 16 | 35 |
| 14 | Tk. Negeri Pembina Peureulak | Peureulak | 10 | 41 | 44 | 85 |
| 15 | Tk. Negeri Nurul A'la | Peureulak | 7 | 48 | 49 | 97 |
| 16 | Tk. Negeri Blang Batee | Peureulak | 3 | 21 | 17 | 38 |
| 17 | Tk. Negeri Pundi | Peureulak | 6 | 23 | 23 | 46 |

Sumber: Dinas Pendidikan dan Kebudayaan Kabupaten Aceh Timur

Source: Education and Culture Office of Aceh Timur Regency

Tabel 4.1.16 **Lanjutan**
Table 4.1.16 **Continued**

| | Nama TK | Lokasi TK | Jumlah Guru | Jumlah Murid | | |
|----|------------------------------------|-----------------|-------------|--------------|-----------|--------|
| | | | | Laki-Laki | Perempuan | Jumlah |
| | (1) | (2) | (3) | | | (4) |
| 18 | Tk. Negeri Pembina Peureulak Barat | Peureulak Barat | 3 | 11 | 12 | 23 |
| 19 | Tk Negeri Tanjung Tani | Ranto Peureulak | 3 | 19 | 14 | 33 |
| 20 | Tk. Negeri Kuncup Mekar | Ranto Peureulak | 9 | 31 | 37 | 68 |
| 21 | Tk. Negeri Pembina Serba Jadi | Serba Jadi | 3 | 20 | 20 | 40 |
| 22 | Tk. Negeri Pembina Peudawa | Peudawa | 3 | 39 | 31 | 70 |
| 23 | Tk. Negeri Blang Kuta | Peudawa | 3 | 17 | 16 | 33 |
| 24 | Tk. Negeri Pembina Kabupaten | Idi Rayeuk | 12 | 50 | 65 | 115 |
| 25 | Tk.Negeri Sampoimah | Idi Rayeuk | 4 | 8 | 9 | 17 |
| 26 | Tk. Negeri Pembina Kecamatan Idi | Idi Rayeuk | 3 | 8 | 12 | 20 |
| 27 | Tk Negeri Pembina Idi Tunong | Idi Tunong | --- | --- | --- | --- |
| 28 | Tk. Negeri Pembina Darul Ihsan | Darul Ihsan | 4 | 5 | 6 | 11 |
| 29 | Tk. Negeri Panton Rayeuk A | Banda Alam | 4 | 14 | 10 | 24 |
| 30 | Tk.Negeri Pembina Banda Alam | Banda Alam | 6 | 12 | 23 | 35 |
| 31 | Tk.Negeri Pembina Darul Aman | Darul Aman | 5 | 14 | 16 | 30 |
| 32 | Tk. Negeri Dama Pulo Sa | Darul Aman | 2 | 12 | 8 | 20 |
| 33 | Tk.Negeri Paya Kruep | Darul Faiah | 3 | 12 | 18 | 30 |
| 34 | Tk.Negeri Pembina Darul Falah | Darul Falah | 6 | 39 | 20 | 59 |

Sumber: Dinas Pendidikan dan Kebudayaan Kabupaten Aceh Timur

Source: Education and Culture Office of Aceh Timur Regency

Tabel 4.1.16 **Lanjutan**
Table 4.1.16 **Continued**

| | Nama TK | Lokasi TK | Jumlah Guru | Jumlah Murid | | |
|-------------------|--------------------------------|---------------|-------------|--------------|------------|-------------|
| | | | | Laki-Laki | Perempuan | Jumlah |
| | (1) | (2) | (3) | | | (4) |
| 35 | Tk. Negeri Cot Asan | Nurussalam | 4 | 16 | 7 | 23 |
| 36 | Tk. Negeri Pembina Nurussalam | Nurussalam | 6 | 12 | 8 | 20 |
| 37 | Tk.Negeri Sambinoe Ulee Tanoh | Julok | 7 | 13 | 8 | 21 |
| 38 | Tk.Negeri Pembina Julok | Julok | 2 | 10 | 8 | 18 |
| 39 | Tk.Negeri Buket Seuraja | Julok | 3 | 7 | 10 | 17 |
| 40 | Tk.Negeri Buket Panyang | Julok | 3 | 15 | 8 | 23 |
| 41 | Tk.Negeri Tunas Seulanga | Indra Makmu | 6 | 30 | 8 | 38 |
| 42 | Tk.Negeri Pembina Simpang Ulim | Simpang Ulim | 6 | 27 | 28 | 55 |
| 43 | Tk Negeri Pembina Madat | Madat | 4 | 9 | 12 | 21 |
| 44 | Tk-Negeri1matang Keupula Sa | Madat | 2 | 7 | 11 | 18 |
| 45 | Tk Negeri Azkiya | Madat | 4 | 31 | 28 | 59 |
| 46 | Tk Negeri Alue 1e Mirah | Pantee Bidari | 5 | 13 | 12 | 25 |
| ACEH TIMUR | | | 202 | 835 | 832 | 1667 |

Sumber: Dinas Pendidikan dan Kebudayaan Kabupaten Aceh Timur

Source: Education and Culture Office of Aceh Timur Regency

Direktori Pendidikan Usia Dini (PAUD) dan Taman Kanak-kanak Swasta (TKS) di Kabupaten Aceh Timur, Semester Ganjil Tahun Ajaran 2017/2018

Tabel 4.1.17
Table *Directory of Pre School and Private Kindergarten in Aceh Timur Regency, Odd Semester of School Year 2017/2018*

| | Nama PAUD/TK | Lokasi PAUD/TK | Jumlah Guru | Jumlah Murid | | |
|----|--------------------------------------|----------------|-------------|--------------|-----------|--------|
| | | | | Laki-Laki | Perempuan | Jumlah |
| | (1) | (2) | (3) | (4) | (5) | (6) |
| 1 | Paud An-Nisa | Birem Bayeun | 3 | 25 | 18 | 43 |
| 2 | Paud Sekar | Birem Bayeun | 3 | 20 | 22 | 42 |
| 3 | Paud Tunas Harapan Alue Gading | Birem Bayeun | 2 | 9 | 8 | 17 |
| 4 | Paud Tunas Harapan Paya Tampah | Birem Bayeun | 3 | 9 | 8 | 17 |
| 5 | Paud Tunas Harapan Poema | Birem Bayeun | 3 | 17 | 15 | 32 |
| 6 | Paud Wardatuljannah | Birem Bayeun | 3 | 19 | 11 | 30 |
| 7 | Paud Terpadu Busthanuth Thalibin | Birem Bayeun | 4 | 11 | 10 | 21 |
| 8 | Paud Ya Robbi | Birem Bayeun | 3 | 7 | 13 | 20 |
| 9 | Paud Al-Iman | Birem Bayeun | 4 | 13 | 17 | 30 |
| 10 | Paud Baitul Fitri | Birem Bayeun | 4 | 17 | 12 | 29 |
| 11 | Paud Embun Pagi | Birem Bayeun | 2 | 14 | 12 | 26 |
| 12 | Paud Arum Sarate | Birem Bayeun | 3 | 8 | 10 | 18 |
| 13 | Paud Cinta Ananda | Birem Bayeun | 3 | 8 | 12 | 20 |
| 14 | Tk.Tunas Harapan Kebun Tualang Sawit | Birem Bayeun | 3 | 6 | 15 | 21 |
| 15 | Tk Tunas Harapan Paya Tampah | Birem Bayeun | 7 | 29 | 24 | 53 |
| 16 | Tk.Cempaka Putih | Birem Bayeun | 3 | 10 | 10 | 20 |
| 17 | Tk.Nurul Iman | Birem Bayeun | 2 | 15 | 6 | 21 |

Sumber: Dinas Pendidikan dan Kebudayaan Kabupaten Aceh Timur

Source: Education and Culture Office of Aceh Timur Regency

Tabel 4.1.17 **Lanjutan**
Table 4.1.17 **Continued**

| | Nama PAUD/TK | Lokasi PAUD/TK | Jumlah Guru | Jumlah Murid | | Jumlah |
|----|---------------------------------|----------------|-------------|--------------|-----------|--------|
| | | | | Laki-Laki | Perempuan | |
| | (1) | (2) | (3) | (4) | (5) | (6) |
| 18 | Tk.Annisa | Birem Bayeun | 7 | 16 | 21 | 37 |
| 19 | Tk.Kesuma Bangsa | Birem Bayeun | 5 | 16 | 19 | 35 |
| 20 | Tk.Thiflussa'adah | Birem Bayeun | 3 | 12 | 13 | 25 |
| 21 | Tk.Tunas Harapan Alue Gading li | Birem Bayeun | 3 | 8 | 21 | 29 |
| 22 | Tk.Aisyiah Bustanul Athfal | Birem Bayeun | 6 | 20 | 21 | 41 |
| 23 | Tk.Raudhatina | Birem Bayeun | 3 | 18 | 13 | 31 |
| 24 | Paud Nurul Huda | Rantau Selamat | 6 | 14 | 15 | 29 |
| 25 | Paud Darul Fikri | Rantau Selamat | 2 | 9 | 11 | 20 |
| 26 | Paud Pelita Hati | Rantau Selamat | 4 | 14 | 14 | 28 |
| 27 | Paud Bunga Melati | Rantau Selamat | 5 | 10 | 4 | 14 |
| 28 | Paud Alif | Rantau Selamat | 4 | 6 | 4 | 10 |
| 29 | Paud As-Syuhada | Rantau Selamat | 3 | 11 | 8 | 19 |
| 30 | Paud Al-Namira | Rantau Selamat | 5 | 18 | 12 | 30 |
| 31 | Paud Bungong Kumba | Rantau Selamat | 3 | 6 | 11 | 17 |
| 32 | Paud Ilham | Rantau Selamat | 4 | 14 | 11 | 25 |
| 33 | Tk. Al-Mukarram | Rantau Selamat | 3 | 8 | 11 | 19 |
| 34 | Paud Al-Hikmah | Sungai Raya | 4 | 11 | 21 | 32 |

Sumber: Dinas Pendidikan dan Kebudayaan Kabupaten Aceh Timur

Source: Education and Culture Office of Aceh Timur Regency

Tabel 4.1.17 **Lanjutan**
Table 4.1.17 **Continued**

| Nama PAUD/TK | Lokasi PAUD/TK | Jumlah Guru | Jumlah Murid | | |
|------------------------------|-----------------|-------------|--------------|-----------|--------|
| | | | Laki-Laki | Perempuan | Jumlah |
| (1) | (2) | (3) | (4) | (5) | (6) |
| 35 Paud Baitul Thifli | Sungai Raya | 6 | 13 | 13 | 26 |
| 36 Paud Saiful Huda | Sungai Raya | 4 | 20 | 16 | 36 |
| 37 Paud Al-Habsyi | Sungai Raya | 6 | 17 | 34 | 51 |
| 38 Tk.Negeri Putra Labuhan | Sungai Raya | 5 | 27 | 29 | 56 |
| 39 Tk.Harapan Bangsa | Sungai Raya | 8 | 25 | 20 | 45 |
| 40 Tk.Nurul Fathihah | Sungai Raya | 4 | 16 | 14 | 30 |
| 41 Tk. Al-Naza | Sungai Raya | 3 | 11 | 10 | 21 |
| 42 Paud Mutiara Jernih | Simpang Jernih | 3 | 12 | 11 | 23 |
| 43 Paud Gemilang | Simpang Jernih | 4 | 14 | 16 | 30 |
| 44 Paud Harapan Ni - Ate | Simpang Jernih | 2 | 13 | 10 | 23 |
| 45 Paud Generasi Ibu Pertiwi | Simpang Jernih | 2 | 17 | 8 | 25 |
| 46 Paud Hubbul Insan | Peureulak Timur | 4 | 14 | 16 | 30 |
| 47 Paud Babussalamah | Peureulak Timur | 5 | 8 | 18 | 26 |
| 48 Paud Sultan Alaidinsyah | Peureulak Timur | 6 | 7 | 11 | 18 |
| 49 Paud Al-Muzani | Peureulak Timur | 4 | 25 | 24 | 49 |
| 50 Paud Al-Mubarakh | Peureulak Timur | 6 | 32 | 15 | 47 |
| 51 Paud Al-Zukhdi | Peureulak Timur | 4 | 30 | 24 | 54 |

Sumber: Dinas Pendidikan dan Kebudayaan Kabupaten Aceh Timur

Source: Education and Culture Office of Aceh Timur Regency

Tabel 4.1.17 **Lanjutan**
Table 4.1.17 **Continued**

| | Nama PAUD/TK | Lokasi PAUD/TK | Jumlah Guru | Jumlah Murid | | Jumlah |
|----|------------------------|-----------------|-------------|--------------|-----------|--------|
| | | | | Laki-Laki | Perempuan | |
| | (1) | (2) | (3) | (4) | (5) | (6) |
| 52 | Paud Terpadu Rabbani | Peureulak Timur | 4 | 13 | 18 | 31 |
| 53 | Paud Taman Hate | Peureulak Timur | 2 | 3 | 8 | 11 |
| 54 | Paud Al-Madani | Peureulak Timur | 5 | 31 | 30 | 61 |
| 55 | Paud Laksamana | Peureulak Timur | 5 | 11 | 9 | 20 |
| 56 | Tk. Tualang Muda | Peureulak Timur | 5 | 24 | 22 | 46 |
| 57 | Paud Bijeh Nanggroe | Peureulak Kota | 4 | 11 | 15 | 26 |
| 58 | Paud As- Habulkahfi | Peureulak Kota | 5 | 22 | 16 | 38 |
| 59 | Paud Kasih Ibu | Peureulak Kota | 6 | 17 | 16 | 33 |
| 60 | Paud Monisa | Peureulak Kota | 6 | 11 | 14 | 25 |
| 61 | Paud Darul Najjah | Peureulak | 2 | 16 | 23 | 39 |
| 62 | Paud Fajar Harapan | Peureulak | 3 | 25 | 20 | 45 |
| 63 | Paud Al Malikul Quddus | Peureulak | 5 | 20 | 16 | 36 |
| 64 | Paud Harapan Bersama | Peureulak | 6 | 18 | 22 | 40 |
| 65 | Paud Terpadu Risna | Peureulak | 4 | 17 | 18 | 35 |
| 66 | Paud Al-Ilmu | Peureulak | 3 | 9 | 7 | 16 |
| 67 | Paud Al-Khaira | Peureulak | 3 | 9 | 14 | 23 |
| 68 | Paud An-Nahdha | Peureulak | 3 | 14 | 22 | 36 |

Sumber: Dinas Pendidikan dan Kebudayaan Kabupaten Aceh Timur

Source: Education and Culture Office of Aceh Timur Regency

Tabel 4.1.17 **Lanjutan**
Table 4.1.17 **Continued**

| Nama PAUD/TK | Lokasi PAUD/TK | Jumlah Guru | Jumlah Murid | | |
|---------------------------------|-----------------|-------------|--------------|-----------|--------|
| | | | Laki-Laki | Perempuan | Jumlah |
| (1) | (2) | (3) | (4) | (5) | (6) |
| 69 Paud Terpadu Syaza Rayyana | Peureulak | 5 | 31 | 42 | 73 |
| 70 Paud Al-Furqan | Peureulak | 5 | 12 | 15 | 27 |
| 71 Paud H.T. Chik. Mohm. Thayeb | Peureulak | 9 | 29 | 31 | 60 |
| 72 Paud Riva | Peureulak | 3 | 8 | 12 | 20 |
| 73 Paud Ingin Jaya | Peureulak | 2 | 13 | 17 | 30 |
| 74 Paud Al-Faizi | Peureulak | 2 | 9 | 11 | 20 |
| 75 Paud Indah Berkembang | Peureulak | 3 | 8 | 14 | 22 |
| 76 Paud Al-Gifari | Peureulak | 3 | 6 | 14 | 20 |
| 77 Paud Raudhatul Qur'an | Peureulak | 3 | 11 | 9 | 20 |
| 78 Paud Geubrina Ilmi | Peureulak | 4 | 8 | 8 | 16 |
| 79 Paud Tualang | Peureulak | 3 | 8 | 7 | 15 |
| 80 Paud Bandrong | Peureulak | 3 | 10 | 14 | 24 |
| 81 Paud Seumatang Muda Itam | Peureulak | 4 | 11 | 14 | 25 |
| 82 Tk. Tunas Bangsa | Peureulak | 5 | 21 | 23 | 44 |
| 83 Tk. Meuriam Turk! | Peureulak | 5 | 22 | 26 | 48 |
| 84 Paud Zakira | Peureulak Barat | 4 | 12 | 12 | 24 |
| 85 Paud Mawaddah | Peureulak Barat | 4 | 16 | 21 | 37 |

Sumber: Dinas Pendidikan dan Kebudayaan Kabupaten Aceh Timur

Source: Education and Culture Office of Aceh Timur Regency

Tabel 4.1.17 **Lanjutan**
Table 4.1.17 **Continued**

| | Nama PAUD/TK | Lokasi PAUD/TK | Jumlah Guru | Jumlah Murid | | Jumlah |
|-----|---------------------------|-----------------------------|-------------|--------------|-----------|--------|
| | | | | Laki-Laki | Perempuan | |
| | (1) | (2) | (3) | (4) | (5) | (6) |
| 86 | Paud Al-Mukmin | Peureulak Barat | 4 | 15 | 16 | 31 |
| 87 | Paud An-Nur | Peureulak Barat | 4 | 16 | 11 | 27 |
| 88 | Paud Gaseh Rasyaqah | Peureulak Barat | 3 | 12 | 39 | 51 |
| 89 | Paud Gembira | Peureulak Barat | 3 | 21 | 23 | 44 |
| 90 | Tk. Permata Bunda | Peureulak Barat | 3 | 18 | 23 | 41 |
| 91 | Tk.Al-Abya | Peureulak Barat | 7 | 16 | 3 | 19 |
| 92 | Paud Tunas Harapan Ibu | Ranto Peureulak | 5 | 21 | 29 | 50 |
| 93 | Paud Tunas Harapan Bangsa | Ranto Peureulak | 5 | 12 | 17 | 29 |
| 94 | Paud Mutiara Hati | Ranto Peureulak | 4 | 17 | 14 | 31 |
| 95 | Paud Salwa | Ranto Peureulak | 5 | 18 | 24 | 42 |
| 96 | Paud Muthia | Rant ^o Peureulak | 5 | 24 | 22 | 46 |
| 97 | Paud Tunas Harapan Dahlia | Ranto Peureulak | 5 | 8 | 14 | 22 |
| 98 | Paud Nuansa Indah | Ranto Peureulak | 2 | 13 | 9 | 22 |
| 99 | Paud Ibnu Mahir | Ranto Peureulak | 3 | 22 | 23 | 45 |
| 100 | Paud Kintana | Ranto Peureulak | 2 | 11 | 9 | 20 |
| 101 | Paud Ummul Qura | Ranto Peureulak | 3 | 15 | 5 | 20 |
| 102 | Paud Shara Matul Hayya | Ranto Peureulak | 2 | 10 | 5 | 15 |

Sumber: Dinas Pendidikan dan Kebudayaan Kabupaten Aceh Timur

Source: Education and Culture Office of Aceh Timur Regency

Tabel 4.1.17 **Lanjutan**
Table 4.1.17 **Continued**

| Nama PAUD/TK | Lokasi PAUD/TK | Jumlah Guru | Jumlah Murid | | |
|---|-----------------|-------------|--------------|-----------|--------|
| | | | Laki-Laki | Perempuan | Jumlah |
| (1) | (2) | (3) | (4) | (5) | (6) |
| 103 Paud Mata Ie | Ranto Peureulak | 3 | 14 | 14 | 28 |
| 104 Tk. Tunas Harapani Kebun Karang Inong | Ranto Peureulak | 6 | 21 | 14 | 35 |
| 105 Tk. Malahayati Kebun Karang Inong | Ranto Peureulak | 6 | 28 | 11 | 39 |
| 106 Tk. Azra | Ranto Peureulak | 3 | 5 | 17 | 22 |
| 107 Paud Simah Temas Nate | Serba Jadi | 4 | 18 | 22 | 40 |
| 108 Paud Inen Mayak Teri | Serba Jadi | 4 | 8 | 15 | 23 |
| 109 Paud Bunda Gampong Lokop | Serba Jadi | 4 | 15 | 11 | 26 |
| 110 Paud Malem Dewa | Serba Jadi | 2 | 11 | 9 | 20 |
| 111 Paud Pelangi | Penaron | 3 | 13 | 12 | 25 |
| 112 Paud Nurul Aisyah | Penaron | 3 | 15 | 28 | 43 |
| 113 Paud Mayang Selaseh | Penaron | 3 | 10 | 10 | 20 |
| 114 Paud Kemuning | Penaron | 4 | 17 | 14 | 31 |
| 115 Paud Buah Hati Mama | Peudawa | 4 | 16 | 12 | 28 |
| 116 Paud Kasih Sayang | Peudawa | 3 | 14 | 15 | 29 |
| 117 Paud Al-Qaushar | Peudawa | 1 | 11 | 11 | 22 |
| 118 Paud Sinar Hati | Peudawa | 3 | 12 | 10 | 22 |
| 119 Paud Sinar Buleun | Peudawa | 3 | 15 | 17 | 32 |

Sumber: Dinas Pendidikan dan Kebudayaan Kabupaten Aceh Timur

Source: Education and Culture Office of Aceh Timur Regency

Tabel 4.1.17 **Lanjutan**
Table 4.1.17 **Continued**

| Nama PAUD/TK | Lokasi PAUD/TK | Jumlah Guru | Jumlah Murid | | |
|------------------------------|----------------|-------------|--------------|-----------|--------|
| | | | Laki-Laki | Perempuan | Jumlah |
| (1) | (2) | (3) | (4) | (5) | (6) |
| 120 Paud Istiqamah | Peudawa | 3 | 15 | 16 | 31 |
| 121 Paud Rajul Ilmi | Peudawa | 3 | 12 | 23 | 35 |
| 122 Paud Malahayati | Peudawa | 3 | 10 | 8 | 18 |
| 123 Paud Fisabilillah | Peudawa | 3 | 15 | 10 | 25 |
| 124 Paud Al - Hakqah | Peudawa | 3 | 8 | 7 | 15 |
| 125 Paud Nurul Qadimah | Peudawa | 3 | 9 | 9 | 18 |
| 126 Paud Layya Saqina | Peudawa | 9 | 7 | 4 | 11 |
| 127 Paud Rumah Qurani | Idi Timur | 2 | 17 | 15 | 32 |
| 128 Paud Putri Faqira | Idi Timur | 4 | 12 | 9 | 21 |
| 129 Paud Darul Ilmi | Idi Timur | 3 | 10 | 15 | 25 |
| 130 Paud Al-Ikhlas | Idi Timur | 5 | 13 | 19 | 32 |
| 131 Paud Bungong Ban Keumang | I& Rayeuk | 4 | 32 | 23 | 55 |
| 132 Paud Tabina Bangsa | Idi Rayeuk | 5 | 20 | 15 | 35 |
| 133 Paud Jasa Poma | Idi Rayeuk | 4 | 17 | 20 | 37 |
| 134 Paud Nurul | Idi Rayeuk | 4 | 15 | 13 | 28 |
| 135 Paud Az-Zahra | Idi Rayeuk | 4 | 13 | 13 | 26 |
| 136 Paud Fajrusshabah | Idi Rayeuk | 3 | 18 | 7 | 25 |

Sumber: Dinas Pendidikan dan Kebudayaan Kabupaten Aceh Timur

Source: Education and Culture Office of Aceh Timur Regency

Tabel 4.1.17 **Lanjutan**
Table 4.1.17 **Continued**

| Nama PAUD/TK | Lokasi PAUD/TK | Jumlah Guru | Jumlah Murid | | |
|--------------------------------|----------------|-------------|--------------|-----------|--------|
| | | | Laki-Laki | Perempuan | Jumlah |
| (1) | (2) | (3) | (4) | (5) | (6) |
| 137 Paud Al-Qalam | Idi Rayeuk | 3 | 13 | 7 | 20 |
| 138 Paud Bungoeng Nanggroe | Idi Rayeuk | 3 | 8 | 13 | 21 |
| 139 Paud Terpadu Geunaseh Ummi | Idi Rayeuk | 2 | 15 | 6 | 21 |
| 140 Paud Bunga Pantai | Idi Rayeuk | 3 | 10 | 12 | 22 |
| 141 Paud Firdaus | Idi Rayeuk | 3 | 16 | 4 | 20 |
| 142 Paud Al-Karim | Idi Rayeuk | 5 | 12 | 8 | 20 |
| 143 Paud Nasyifa | Idi Rayeuk | 3 | 8 | 15 | 23 |
| 144 Tk. Al-Munajah | Idi Rayeuk | 2 | 16 | 9 | 25 |
| 145 Tk. Al-Zikri | Idi Rayeuk | 4 | 12 | 8 | 20 |
| 146 Paud Musliha | Idi Tunong | 4 | 15 | 12 | 27 |
| 147 Paud Permata Hati | Idi Tunong | 3 | 9 | 21 | 30 |
| 148 Paud Bunga Bangsa | Idi Tunong | 4 | 11 | 11 | 22 |
| 149 Paud Al-Asyifa | Idi Tunong | 3 | 9 | 14 | 23 |
| 150 Paud Babut Taqwa | Idi Tunong | 3 | 7 | 15 | 22 |
| 151 Paud Rauzatul Zawayah | Idi Tunong | 5 | 7 | 15 | 22 |
| 152 Paud Bunda Aliya | Idi Tunong | 3 | 13 | 14 | 27 |
| 153 Paud Putri Balqis | Darul Ihsan | 4 | 10 | 10 | 20 |

Sumber: Dinas Pendidikan dan Kebudayaan Kabupaten Aceh Timur

Source: Education and Culture Office of Aceh Timur Regency

Tabel 4.1.17 **Lanjutan**
Table 4.1.17 **Continued**

| Nama PAUD/TK | Lokasi PAUD/TK | Jumlah Guru | Jumlah Murid | | |
|---------------------------------------|----------------|-------------|--------------|-----------|--------|
| | | | Laki-Laki | Perempuan | Jumlah |
| (1) | (2) | (3) | (4) | (5) | (6) |
| 154 Paud Putroe Intan | Darul Ihsan | 6 | 24 | 19 | 43 |
| 155 Paud Al-A'syi | Darul Ihsan | 4 | 11 | 12 | 23 |
| 156 Tk. Bintang Harapan | Darul Ihsan | 2 | 11 | 12 | 23 |
| 157 Paud Aneuk Meutuah | Banda Alam | 4 | 25 | 26 | 51 |
| 158 Paud Tgk.H.M.Ganie Bin.Tgk.Sakdan | Banda Alam | 2 | 8 | 10 | 18 |
| 159 Paud Terpadu Tursina Kasih Ayah | Banda Alam | 5 | 6 | 9 | 15 |
| 160 Tk. Islam Harapan Ummi | Banda Alam | 3 | 13 | 12 | 25 |
| 161 Paud Laot Ilemee | Darul Aman | 4 | 7 | 10 | 17 |
| 162 Paud Harapan Bunda | Darul Aman | 4 | 13 | 8 | 21 |
| 163 Paud Peulale Hate | Darul Aman | 2 | 12 | 15 | 27 |
| 164 Paud Nurul Qalbi | Darul Aman | 3 | 10 | 15 | 25 |
| 165 Paud Raudhatul Maulidin | Darul Aman | 3 | 16 | 14 | 30 |
| 166 Paud Al-Khatami | Darul Aman | 4 | 14 | 19 | 33 |
| 167 Paud Terpadu Jeumpa Puteh | Darul Aman | 3 | 12 | 18 | 30 |
| 168 Tk. Islam Al-Ikhsan | Darul Aman | 5 | 45 | 45 | 90 |
| 169 Paud Raihan | Darul Falah | 4 | 17 | 8 | 25 |
| 170 Paud Al-Hanifah | Darul Falah | 5 | 15 | 8 | 23 |

Sumber: Dinas Pendidikan dan Kebudayaan Kabupaten Aceh Timur

Source: Education and Culture Office of Aceh Timur Regency

Tabel 4.1.17 **Lanjutan**
Table 4.1.17 **Continued**

| Nama PAUD/TK | Lokasi PAUD/TK | Jumlah Guru | Jumlah Murid | | |
|--------------------------------|----------------|-------------|--------------|-----------|--------|
| | | | Laki-Laki | Perempuan | Jumlah |
| (1) | (2) | (3) | (4) | (5) | (6) |
| 171 Paud Yushhinta Putri | Nurussalam | 3 | 5 | 10 | 15 |
| 172 Paud Putroe Cut Nyak Nahla | Nurussalam | 3 | 9 | 9 | 18 |
| 173 Paud Aula Kasih | Nurussalam | 3 | 13 | 9 | 22 |
| 174 Paud Ai - Husni | Nurussalam | 3 | 15 | 16 | 31 |
| 175 Paud Al Rizki | Nurussalam | 5 | 15 | 21 | 36 |
| 176 Paud Al - Ambary | Nurussalam | 5 | 20 | 12 | 32 |
| 177 Paud Nurul Jabbar | Nurussalam | 4 | 15 | 13 | 28 |
| 178 Paud Al - Khalil | Nurussalam | 5 | 21 | 22 | 43 |
| 179 Paud Al - Ma'rufi | Nurussalam | 4 | 3 | 8 | 11 |
| 180 Paud Terpadu Ummul A'ini | Nurussalam | 6 | 11 | 8 | 19 |
| 181 Paud Al - Qadir | Nurussalam | 4 | 15 | 8 | 23 |
| 182 Paud Terpadu Nurul Iman | Nurussalam | 4 | 18 | 22 | 40 |
| 183 Paud Terpadu Taman Ceria | Nurussalam | 4 | 31 | 8 | 39 |
| 184 Paud Amanah Bangsa | Nurussalam | 4 | 9 | 16 | 25 |
| 185 Paud Al - Quddus | Nurussalam | 3 | 9 | 13 | 22 |
| 186 Paud Al - Arif | Nurussaiaam | 4 | 10 | 12 | 22 |
| 187 Paud Taman Raudhah | Nurussalam | 3 | 16 | 14 | 30 |

Sumber: Dinas Pendidikan dan Kebudayaan Kabupaten Aceh Timur

Source: Education and Culture Office of Aceh Timur Regency

Tabel 4.1.17 **Lanjutan**
Table 4.1.17 **Continued**

| Nama PAUD/TK | Lokasi PAUD/TK | Jumlah Guru | Jumlah Murid | | |
|--------------------------------|----------------|-------------|--------------|-----------|--------|
| | | | Laki-Laki | Perempuan | Jumlah |
| (1) | (2) | (3) | (4) | (5) | (6) |
| 188 Paud Al- Hanif | Nurussalam | 4 | 21 | 13 | 34 |
| 189 Tk. Al - Husni | Nurussalam | 4 | 14 | 8 | 22 |
| 190 Paud Permata Bunda | Julok | 3 | 8 | 9 | 17 |
| 191 Paud Natabina | Julok | 4 | 15 | 17 | 32 |
| 192 Paud Putroe Meurendam Dewi | Julok | 3 | 13 | 8 | 21 |
| 193 Paud Geunaseh Bunda | Julok | 3 | 20 | 12 | 32 |
| 194 Paud Baitussalam | Julok | 4 | 20 | 15 | 35 |
| 195 Paud Bungong Seuke | Julok | 3 | 12 | 15 | 27 |
| 196 Paud Cicem Pala | Julok | 4 | 23 | 8 | 31 |
| 197 Paud Ar - Rahman | Julok | 4 | 16 | 10 | 26 |
| 198 Paud Halimatus Sa'diah | Julok | 5 | 15 | 8 | 23 |
| 199 Paud Barona | Jutok | 5 | 39 | 8 | 47 |
| 200 Paud Rahmah | Julok | 4 | 17 | 8 | 25 |
| 201 Paud Mutiara | Julok | 3 | 15 | 8 | 23 |
| 202 Paud Jak Lon Satoeh | Julok | 4 | 11 | 8 | 19 |
| 203 Paud Asmaul Husna | Julok | 3 | 15 | 12 | 27 |
| 204 Paud Pinto Rimba | Julok | 2 | 11 | 8 | 19 |

Sumber: Dinas Pendidikan dan Kebudayaan Kabupaten Aceh Timur

Source: Education and Culture Office of Aceh Timur Regency

Tabel 4.1.17 **Lanjutan**
Table **Continued**

| Nama PAUD/TK | Lokasi PAUD/TK | Jumlah Guru | Jumlah Murid | | |
|--------------------------------|----------------|-------------|--------------|-----------|--------|
| | | | Laki-Laki | Perempuan | Jumlah |
| (1) | (2) | (3) | (4) | (5) | (6) |
| 205 Paud Thursina | Julok | 3 | 14 | 8 | 22 |
| 206 Paud Himmatul Ukhra | Julok | 2 | 11 | 2 | 13 |
| 207 Paud Terpadu Zakya Rahmi | Julok | 3 | 15 | 10 | 25 |
| 208 Paud Al - Hakim | Julok | 3 | 21 | 16 | 37 |
| 209 Paud Hubbatunnur | Julok | 3 | 10 | 14 | 24 |
| 210 Paud Nabibah | Julok | 3 | 14 | 8 | 22 |
| 211 Paud Jasa Amanah | Julok | 5 | 10 | 11 | 21 |
| 212 Paud Rafiqul Al - Firdausi | Julok | 2 | 4 | 8 | 12 |
| 213 Paud Muara Bunda | Jufok | 3 | 12 | 16 | 28 |
| 214 Paud Qalban Syakira | Julok | 3 | 13 | 9 | 22 |
| 215 Paud Al - Huda | Jutok | 3 | 10 | 10 | 20 |
| 216 Paud Do'a Bunda | Julok | 3 | 21 | 25 | 46 |
| 217 Paud Buket Dindeng | Julok | 3 | 35 | 13 | 48 |
| 218 Tk. Bina Kasih | Julok | 3 | 7 | 8 | 15 |
| 219 Tk. Bungong Jeumpa | Julok | 7 | 10 | 8 | 18 |
| 220 Tk. Permata Bunda | Julok | 4 | 21 | 15 | 36 |
| 221 Paud Al - Muttaqin | Indra Makmu | 4 | 15 | 8 | 23 |

Sumber: Dinas Pendidikan dan Kebudayaan Kabupaten Aceh Timur

Source: Education and Culture Office of Aceh Timur Regency

Tabel 4.1.17 **Lanjutan**
Table 4.1.17 **Continued**

| Nama PAUD/TK | Lokasi PAUD/TK | Jumlah Guru | Jumlah Murid | | |
|---------------------------|----------------|-------------|--------------|-----------|--------|
| | | | Laki-Laki | Perempuan | Jumlah |
| (1) | (2) | (3) | (4) | (5) | (6) |
| 222 Paud Al - Azizi | Indra makmu | 3 | 11 | 8 | 19 |
| 223 Paud Gaseh Poma | Indra Makmu | 5 | 9 | 8 | 17 |
| 224 Paud Ranup Lampuan | Indra Makmu | 3 | 10 | 16 | 26 |
| 225 Paud Insan Kamil | India Makmu | 4 | 16 | 8 | 24 |
| 226 Paud Assyifatul Ula | Indra Makmu | 4 | 16 | 24 | 40 |
| 227 Paud Ummu Aiman | Indra Makmu | 4 | 10 | 8 | 18 |
| 228 Paud Permata | Indra Makmu | 3 | 8 | 8 | 16 |
| 229 Paud Rosela | Indra Makmu | 2 | 10 | 8 | 18 |
| 230 Paud At - Taqwa | indra Makmu | 4 | 14 | 18 | 32 |
| 231 Paud Muara Kasih | Indra Makmu | 3 | 8 | 9 | 17 |
| 232 Paud Nujud Salfiya | Indra Makmu | 4 | 7 | 13 | 20 |
| 233 Paud Nuratul Husna | Indra Makmu | 2 | 7 | 8 | 15 |
| 234 Tk.Tunas Harapan Jru | Indra Makmu | 10 | 69 | 8 | 77 |
| 235 Tk.Tunas Harapan Jrs | Indra Makmu | 8 | 37 | 33 | 70 |
| 236 Paud Sayang Aneuk | Simpang Ulim | 7 | 35 | 45 | 80 |
| 237 Paud Keluarga Sakinah | Simpang Ulim | 7 | 25 | 20 | 45 |
| 238 Paud Terpadu Sahfitri | Simpang Ulim | 5 | 37 | 18 | 55 |

Sumber: Dinas Pendidikan dan Kebudayaan Kabupaten Aceh Timur

Source: Education and Culture Office of Aceh Timur Regency

Tabel 4.1.17 **Lanjutan**
Table 4.1.17 **Continued**

| Nama PAUD/TK | Lokasi PAUD/TK | Jumlah Guru | Jumlah Murid | | |
|---|----------------|-------------|--------------|-----------|--------|
| | | | Laki-Laki | Perempuan | Jumlah |
| (1) | (2) | (3) | (4) | (5) | (6) |
| 239 Paud Teuku Buket | Simpang Ulim | 4 | 20 | 12 | 32 |
| 240 Paud At - Thahira | Simpang Ulim | 5 | 13 | 31 | 44 |
| 241 Paud Wulandari | Simpang Ulim | 4 | 7 | 12 | 19 |
| 242 Paud Sayang Nanda | Simpang Ulim | 4 | 6 | 11 | 17 |
| 243 Paud Terpadu Syaunqiyah | Simpang Ulim | 4 | 16 | 16 | 32 |
| 244 Paud Asfihan1 | Simpang Ulim | 2 | 6 | 12 | 18 |
| 245 Paud Matarmaja | Simpang Ulim | 4 | 5 | 5 | 10 |
| 246 Paud Teupin Breuh | Simpang Ulim | 3 | 18 | 20 | 38 |
| 247 Paud Peulalu | Simpang Ulim | 5 | 14 | 7 | 21 |
| 248 Paud Terpadu Lampoh Rayeuk | Simpang Ulim | 5 | 5 | 8 | 13 |
| 249 Tk Satu Atap Sdn Kuala Simpang Ulim | Simpang Ulim | 2 | 12 | 9 | 21 |
| 250 Tk.Ulia | Simpang Ulim | 3 | 12 | 9 | 21 |
| 251 Paud Al - Munawarah | Madat | 5 | 14 | 12 | 26 |
| 252 Paud Azkiya | Madat | 3 | 25 | 26 | 51 |
| 253 Paud Sabilil Huda | Madat | 3 | 25 | 18 | 43 |
| 254 Paud Terpadu Putri Hakiki | Madat | 4 | 36 | 28 | 64 |
| 255 Paud Terpadu Al - Azhar | Madat | 3 | 11 | 19 | 30 |

Sumber: Dinas Pendidikan dan Kebudayaan Kabupaten Aceh Timur

Source: Education and Culture Office of Aceh Timur Regency

Tabel 4.1.17 **Lanjutan**
Table 4.1.17 **Continued**

| Nama PAUD/TK | Lokasi PAUD/TK | Jumlah Guru | Jumlah Murid | | |
|-----------------------------|----------------|-------------|--------------|-----------|--------|
| | | | Laki-Laki | Perempuan | Jumlah |
| (1) | (2) | (3) | (4) | (5) | (6) |
| 256 Paud Husyaira | Madat | 2 | 14 | 2 | 16 |
| 257 Paud Ainul Mardhiah | Madat | 4 | 22 | 20 | 42 |
| 258 Paud Ummi Baba | Madat | 3 | 5 | 11 | 16 |
| 259 Paud Pembangunan Akhlak | Madat | 3 | 9 | 13 | 22 |
| 260 Paud Bungong Keupula | Madat | 3 | 30 | 20 | 50 |
| 261 Paud Tanjung Minje | Madat | 8 | 28 | 22 | 50 |
| 262 Tk.Permata Alqur'an | Madat | 5 | 6 | 12 | 18 |
| 263 Tk. Raudhatul Ula | Madat | 5 | 9 | 6 | 15 |
| 264 Tk. Al - Ziyad | Madat | 4 | 18 | 24 | 42 |
| 265 Tk. Al - Zaitun | Madat | 3 | 6 | 12 | 18 |
| 266 Tk Suhaila | Madat | 4 | 19 | 23 | 42 |
| 267 Tk Ar - Rahman | Madat | 3 | 10 | 18 | 28 |
| 268 Paud Bijeh Mata | Pantee Bidari | 7 | 22 | 23 | 45 |
| 269 Paud Terpadu Ayeum Mata | Pantee Bidari | 6 | 25 | 28 | 53 |
| 270 Paud Babul Ilmi | Pantee Bidari | 4 | 12 | 14 | 26 |
| 271 Paud Babul Khairi | Pantee Bidari | 6 | 10 | 14 | 24 |
| 272 Paud Nurul Ikhlas | Pantee Bidari | 4 | 17 | 13 | 30 |

Sumber: Dinas Pendidikan dan Kebudayaan Kabupaten Aceh Timur

Source: Education and Culture Office of Aceh Timur Regency

Tabel 4.1.17 **Lanjutan**
Table **Continued**

| | Nama PAUD/TK | Lokasi PAUD/TK | Jumlah Guru | Jumlah Murid | | |
|-----|------------------------|----------------|-------------|--------------|-----------|--------|
| | | | | Laki-Laki | Perempuan | Jumlah |
| | (1) | (2) | (3) | (4) | (5) | (6) |
| 273 | Paud Maju Bersama | Pantee Bidari | 4 | 22 | 19 | 41 |
| 274 | Paud Malahayati | Pantee Bidari | 6 | 31 | 26 | 57 |
| 275 | Paud Assasun Najah | Pantee Bidari | 5 | 17 | 8 | 25 |
| 276 | Paud As - Syifa | Pantee Bidari | 3 | 2 | 18 | 20 |
| 277 | Paud Iskandar Muda | Pantee Bidari | 3 | 10 | 13 | 23 |
| 278 | Paud Aqila Alisha | Pantee Bidari | 3 | 6 | 9 | 15 |
| 279 | Paud Riyadhil Jinan | Pantee Bidari | 3 | 10 | 10 | 20 |
| 280 | Paud Cut Desy | Pantee Mari | 0 | 0 | 0 | 0 |
| 281 | Paud Marzatillah | Pantee Bidari | 3 | 9 | 11 | 20 |
| 282 | Paud Babul Muta'alimin | Pantee Bidari | 3 | 12 | 5 | 17 |
| 283 | Paud Harapan Sultan | Pantee Bidari | 4 | 16 | 10 | 26 |
| 284 | Paud Babur Rahman | Pantee Bidari | 3 | 13 | 11 | 24 |
| 285 | Paud Annisa | Pantee Bidari | 6 | 10 | 16 | 26 |
| 286 | Tk.Ulul Azmi | Pantee Bidari | 4 | 12 | 10 | 22 |
| 287 | Tk.AI - Husna | Pantee Bidari | 5 | 25 | 16 | 41 |
| 288 | Tk.Afdhal | Pantee Bidari | 3 | 13 | 7 | 20 |
| 289 | Tk Islam Nurrahim Syah | Pantee Bidari | 6 | 15 | 10 | 25 |
| 290 | Tk.AI - Ikhwan | Pantee Bidari | 3 | 14 | 21 | 35 |

Sumber: Dinas Pendidikan dan Kebudayaan Kabupaten Aceh Timur

Source: Education and Culture Office of Aceh Timur Regency

Tabel 4.1.18
Table 4.1.18
Direktori Madrasah Ibtidaiyah (MI) di Kabupaten Aceh Timur, 2017
Directory of Madrasah Ibtidaiyah (MI) in Aceh Timur Regency, 2017

| | Nama MI | Lokasi MI | Jumlah Guru | Jumlah Murid |
|---|--------------------------------|--------------------|-------------|--------------|
| | (1) | (2) | (3) | (4) |
| Madrasah Ibtidaiyah Negeri (MIN) | | | | |
| 1 | MIN Madat | Kec.Madat | 33 | 678 |
| 2 | MIN Lueng Sa | Kec.Madat | 19 | 340 |
| 3 | MIN Paya Naden | kec.Madat | 17 | 269 |
| 4 | MIN Buket Bata | kec.Pante Bidari | 20 | 221 |
| 5 | MIN Mns. Teungoh Sp. Ulim | kec.Pante Bidari | 33 | 678 |
| 6 | MIN Lampoh Rayeuk | Kec.Simpang Ulim | 18 | 274 |
| 7 | MIN Pucok Alue Sa | Kec.Simpang Ulim | 16 | 301 |
| 8 | MIN Blang Nie | Kec.Simpang Ulim | 26 | 341 |
| 9 | MIN Blang Gleum | Kec.Julok | 16 | 240 |
| 10 | MIN Kuta Binjei | Kec.Julok | 16 | 444 |
| 11 | MIN Meunasah Tengoh Nurussalam | Kec.Nurussalam | 17 | 208 |
| 12 | MIN Matang Payang | Kec.Nurussalam | 20 | 314 |
| 13 | MIN Seuneubok Aceh Idi Cut | Kec.Darul Aman | 22 | 427 |
| 14 | MIN Idi | Kec.Idi Rayeuk | 41 | 836 |
| 15 | MIN Kampong Baro | Kec.Idi Rayeuk | --- | 418 |
| 16 | MIN Keude Dua | Kec.Idi Rayeuk | 18 | 252 |
| 17 | MIN Blang Buket Kuta | Kec.Peudawa | 8 | 177 |
| 18 | MIN Blang Siguci | Kec.Idi Tunong | 15 | 159 |
| 19 | MIN Buket Teukuh | Kec.Idi Tunong | 18 | 240 |
| 20 | MIN Kemuning | Kec.Idi Tunong | 17 | 361 |
| 21 | MIN Peureulak | Kec.Peureulak Kota | 44 | 820 |
| 22 | MIN Cek Mbon | Kec.Peureulak Kota | 11 | 214 |
| 23 | MIN Blang Simpo | Kec.Peureulak Kota | 10 | 131 |
| 24 | MIN Paya Meuligo | Kec.Peureulak Kota | 10 | 153 |

Tabel 4.1.18 **Lanjutan**
Table 4.1.18 **Continued**

| | Nama MI | Lokasi MI | Jumlah Guru | Jumlah Murid |
|---|-------------------------------|----------------------|--------------------|---------------------|
| | (1) | (2) | (3) | (4) |
| Madrasah Ibtidaiyah Negeri (MIN) | | | | |
| 25 | MIN Simpang Empat | Kec.Peureulak Kota | 19 | 196 |
| 26 | MIN Kampung Beusa | Kec.Peurelak Barat | 18 | 329 |
| 27 | MIN Tanjung Tualang | Kec.Peureilak Barat | 10 | 158 |
| 28 | MIN Seuneubok Teungoh | Kec.Peurelak Timur | 21 | 307 |
| 29 | MIN Alue Nireh | Kec.Peureuak Timur | 10 | 197 |
| 30 | MIN Rantau Panjang | Kec.Rantau Peureulak | 10 | 283 |
| 31 | MIN Seuneubok baro | Kec.Rantau Peureulak | 17 | 243 |
| 32 | MIN Tanjung Tani | Kec.Rantau Peureulak | 9 | 133 |
| Madrasah Ibtidaiyah Swasta (MIS) | | | | |
| 1 | MIS Babut Taqwa Matang Pudeng | Kec.Pantee Bidari | 13 | 124 |
| 2 | MIS Sirajul Huda | Kec.Pantee Bidari | 12 | 176 |
| 3 | MIS Kemuning Julok | Kec.Julok | 14 | 118 |
| 4 | MIS Kemuneng Idi Cut | Kec.Darul Aman | 12 | 119 |
| 5 | MIS Seuneubok Meuku | Kec.Idi Rayeuk | 10 | 98 |
| 6 | MIS Bina Benih Bangsa | Kec.Idi Rayeuk | 11 | 134 |
| 7 | MIS Habib Ahmad Al-Idrus | Kec.Peudawa | 6 | 106 |
| 8 | MIS Darul falah | Kec.Peudawa | 12 | 150 |
| 9 | MIS Buket karueng | Kec.Idi Tunong | 11 | 139 |
| 10 | MIS Kuala Bugak | Kec.Peureulak Kota | 15 | 181 |
| 11 | MIS Kruet Lintang | Kec.Peureulak Timur | 11 | 138 |
| 12 | MIS Tampak | Kec.Rantau Peureulak | 10 | 80 |
| 13 | MIS Buket Drien | Kec.Sungai Raya | 12 | 174 |
| 14 | MIS Busthanut Suqra | Kec.Indra Makmur | 10 | 130 |
| 15 | MIS Uram Jalan | Kec.Banda Alam | 10 | 86 |

Sumber: Kantor Kemeterian Agama Kabupaten Aceh Timur

Source: Ministry of Relegious Affair of Aceh Timur Regency

Tabel 4.1.19 **Direktori Madrasah Tsanawiyah (MTs) di Kabupaten Aceh Timur, 2017**
Table 4.1.19 **Directory of Madrasah Tsanawiyah (MTs) in Aceh Timur Regency, 2017**

| | Nama MTs | Lokasi MTs | Jumlah Guru | Jumlah Murid |
|-----------------------------------|----------------------------|----------------------|-------------|--------------|
| | (1) | (2) | (3) | (4) |
| Madrasah Tsanawiyah Negeri | | | | |
| 1 | MTsN Madat | Kec.Madat | 28 | 293 |
| 2 | MTsN Simpang Ulim | Kec.Simpang Ulim | 54 | 755 |
| 3 | MTsN Kuta Binjei | Kec.Julok | 45 | 514 |
| 4 | MTsN Idi Cut | Kec.Darul Aman | 33 | 511 |
| 5 | MTsN Model Idi | Kec.Idi Rayeuk | 22 | 697 |
| 6 | MTsN Kuta Baro | Kec.Idi Tunong | 25 | 372 |
| 7 | MTsN Peureulak | Kec.Peureulak Kota | 36 | 580 |
| 8 | MTsN Alue Lhok | Kec.Peureulak Timur | 30 | 453 |
| 9 | MTsN Rantau Peureulak | kec.Rantau peureulak | 24 | 306 |
| Madrasah Tsanawiyah Swasta | | | | |
| 1 | MTs Lueng sa | kec.Madat | 30 | 83 |
| 2 | MTs Buket Bata | Kec.Pantee bidari | 16 | 93 |
| 3 | MTs Darul Istiqamah | Kec.Pantee bidari | 12 | 47 |
| 4 | MTs Al Madinatul Munawarah | Kec.Simpang Ulim | 19 | 138 |
| 5 | MTs Bayanul Islam | Kec.Simpang Ulim | 8 | 39 |
| 6 | MTs An Nur | Kec.Julok | 18 | 90 |
| 7 | MTs Nurussalam | Kec.Nurussalam | 17 | 208 |
| 8 | MTs Darul Ulum Aceh | Kec.Nurussalam | 18 | 173 |
| 9 | MTs Peudawa | Kec.Peudawa | 26 | 195 |
| 10 | MTs Dayah Darul Huda | Kec.Idi Tunong | 22 | 84 |
| 11 | MTs Dama Puteh | Kec.Banda Alam | 22 | 284 |
| 12 | MTs Darussaadah | Kec.Banda Alam | 17 | 42 |
| 13 | MTs Taman Fajar | Kec.Peureulak Kota | 33 | 386 |

Tabel 4.1.19 **Lanjutan**
Table **Continued**

| | Nama MTs | Lokasi MTs | Jumlah Guru | Jumlah Murid |
|-----------------------------------|---------------------------------|----------------------|--------------------|---------------------|
| | (1) | (2) | (3) | (4) |
| Madrasah Tsanawiyah Swasta | | | | |
| 14 | MTs Monisa | Kec.Peureulak Kota | 14 | 80 |
| 15 | MTs Nurul Ulum | Kec.Peureulak Kota | 32 | 284 |
| 16 | MTs Kampung Beusa | Kec.Peureulak barat | 18 | 230 |
| 17 | MTs Darul Mutaalimin | Kec.Rantau Peureulak | 14 | 76 |
| 18 | MTs Darul Falah Seuneubok johan | Kec.Rantau Peureulak | 12 | 164 |
| 19 | MTs Nurul Fata | Kec.Sungai raya | 9 | 70 |
| 20 | MTs Nurul Fata | Kec.Rantau seulamat | 9 | 70 |
| 21 | MTs Al Ikhlas | Kec.Birem Bayeun | 12 | 108 |
| 22 | MTs Zawiyah Cot Kala | Kec.Birem Bayeun | 10 | 59 |
| 23 | MTs Nurul Huda | Kec.Birem Bayeun | 14 | 96 |

Sumber: Kantor Kemeterian Agama Kabupaten Aceh Timur

Source: Ministry of Relegious Affair of Aceh Timur Regency

Tabel 4.1.20 Direktori Madrasah Aliyah (MA) di Kabupaten Aceh Timur, 2017
Table *Directory of Madrasah Tsanawiyah (MA) in Aceh Timur Regency, 2017*

| Nama MA | Lokasi MA | Jumlah Guru | Jumlah Murid |
|-------------------------------------|----------------------|-------------|--------------|
| (1) | (2) | (3) | (4) |
| Madrasah Aliyah Negeri (MAN) | | | |
| 1 MAN simpang Ulim | Kec.Simpang Ulim | 43 | 160 |
| 2 MAN Idi | Kec.Idi Rayeuk | 53 | 460 |
| 3 MAN Insan Cendekia | Kec.Idi Rayeuk | 24 | 168 |
| 4 MAN Peureulak | Kec.Peureulak Kota | 36 | 215 |
| 5 MAN Ranto Peureulak | Kec.Rantau Peureulak | 30 | 270 |
| Madrasah Aliyah Swasta (MAS) | | | |
| 1 MAS Madat | Kec.Madat | 15 | 51 |
| 2 MAS Ar-Hanafi Lueng Sa | Kec.Madat | 12 | 62 |
| 3 MAS Nurussaadah | Kec.Pantee Bidari | 14 | 75 |
| 4 MAS Darul Istiqamah | Kec.Pantee Bidari | 14 | 62 |
| 5 MAS Kuta Binjei | Kec.Julok | 20 | 148 |
| 6 MAS Idi Cut | Kec.Darul Aman | 11 | 32 |
| 7 MAS Peudawa | Kec.peudawa | 20 | 35 |
| 8 MAS Darun Naja | Kec.Banda Alam | 10 | 51 |
| 9 MAS Nurul Ulum | Kec.Peureulak Kota | --- | 120 |
| 10 MAS Al-Widya Alue Ihok | Kec.Peureulak Timur | 37 | 192 |
| 11 MAS Nurul fata | Kec.Sungai raya | 12 | 111 |
| 12 MAS Nurul Huda | Kec.Rantau Selamat | 10 | 86 |
| 13 MAS Merdeka | Kec.Simpang Jernih | --- | --- |

Sumber: Kantor Kemeterian Agama Kabupaten Aceh Timur

Source: *Ministry of Releigious Affair of Aceh Timur Regency*

Tabel 4.1.21 Jumlah Fasilitas Pendidikan Agama Non Formal Menurut Kecamatan di Kabupaten Aceh Timur, 2017
Table Number of Unformally Islamic Education Facilities by Subdistrict in Aceh Timur Regency, 2017

| Kecamatan Subdistrict | Balai Pengajian Islamic Class | TPA/TPQ | Dayah/Pesantren |
|--------------------------|----------------------------------|--------------|-----------------|
| (1) | (2) | (3) | (4) |
| 1 Serbajadi | --- | 24 | 0 |
| 2 Simpang Jernih | --- | 9 | 0 |
| 3 Peunaron | --- | 25 | 0 |
| 4 Birem Bayeun | --- | 57 | 6 |
| 5 Rantau Selamat | --- | 39 | 2 |
| 6 Sungai Raya | --- | 61 | 4 |
| 7 Peureulak | --- | 140 | 5 |
| 8 Peureulak Timur | --- | 25 | 4 |
| 9 Peureulak Barat | --- | 65 | 4 |
| 10 Ranto Peureulak | --- | 101 | 4 |
| 11 Idi Rayeuk | --- | 59 | 4 |
| 12 Peudawa | --- | 16 | 0 |
| 13 Banda Alam | --- | 32 | 1 |
| 14 Idi Tunong | --- | 48 | 3 |
| 15 Darul Ihsan | --- | 43 | 4 |
| 16 Idi Timur | --- | 6 | 0 |
| 17 Darul Aman | --- | 48 | 5 |
| 18 Nurussalam | --- | 55 | 5 |
| 19 Darul Falah | --- | 14 | 0 |
| 20 Julok | --- | 38 | 11 |
| 21 Indra Makmur | --- | 50 | 0 |
| 22 Pante Bidari | --- | 22 | 7 |
| 23 Simpang Ulim | --- | 54 | 4 |
| 24 Madat | --- | 65 | 2 |
| 2017 | --- | 1 096 | 75 |
| 2016 | --- | 1 096 | 66 |
| 2015 | --- | 509 | 63 |

Sumber: Kantor Kemeterian Agama Kabupaten Aceh Timur

Source: Ministry of Religious Affair of Aceh Timur Regency

Tabel 4.1.22 Jumlah Pendamping/ Guru pada Pendidikan Agama Non Formal Menurut Kecamatan di Kabupaten Aceh Timur, 2017
Table Number of Teacher in Unformally Islamic Education by Subdistrict in Aceh Timur Regency, 2017

| Kecamatan Subdistrict | Balai | TPA/TPQ | Dayah | | |
|--------------------------|----------------------------|--------------|------------|------------|--------------|
| | Pengajian Islamic Class | | Lk/M | Pr/F | Jum/Sum |
| (1) | (2) | (3) | (4) | (5) | (6) |
| 1 Serbajadi | --- | 104 | 0 | 0 | 0 |
| 2 Simpang Jernih | --- | 63 | 0 | 0 | 0 |
| 3 Peunaron | --- | 135 | 0 | 0 | 0 |
| 4 Birem Bayeun | --- | 345 | 46 | 12 | 58 |
| 5 Rantau Selamat | --- | 210 | 7 | 3 | 10 |
| 6 Sungai Raya | --- | 239 | 37 | 178 | 215 |
| 7 Peureulak | --- | 676 | 52 | 46 | 98 |
| 8 Peureulak Timur | --- | 143 | 27 | 13 | 40 |
| 9 Peureulak Barat | --- | 355 | 15 | 13 | 28 |
| 10 Ranto Peureulak | --- | 449 | 36 | 13 | 49 |
| 11 Idi Rayeuk | --- | 318 | 25 | 15 | 40 |
| 12 Peudawa | --- | 81 | 0 | 0 | 0 |
| 13 Banda Alam | --- | 182 | 14 | 12 | 26 |
| 14 Idi Tunong | --- | 252 | 26 | 7 | 33 |
| 15 Darul Ihsan | --- | 186 | 24 | 19 | 43 |
| 16 Idi Timur | --- | 23 | 0 | 0 | 0 |
| 17 Darul Aman | --- | 250 | 51 | 22 | 73 |
| 18 Nurussalam | --- | 276 | 29 | 23 | 52 |
| 19 Darul Falah | --- | 49 | 0 | 0 | 0 |
| 20 Julok | --- | 169 | 239 | 202 | 441 |
| 21 Indra Makmur | --- | 217 | 0 | 0 | 0 |
| 22 Pante Bidari | --- | 106 | 84 | 29 | 113 |
| 23 Simpang Ulim | --- | 266 | 43 | 15 | 58 |
| 24 Madat | --- | 331 | 17 | 5 | 22 |
| 2017 | --- | 5 425 | 772 | 627 | 1 399 |
| 2016 | --- | 5 653 | --- | --- | 1 251 |
| 2015 | --- | --- | 544 | 306 | 850 |

Sumber: Kantor Kemeterian Agama Kabupaten Aceh Timur

Source: Ministry of Religious Affair of Aceh Timur Regency

Tabel 4.1.23 Jumlah Anggota, Pengunjung dan Koleksi Buku Perpustakaan Daerah di Kabupaten Aceh Timur, 2010-2017
Table *Number of Members, Visitors and Book Collections of Aceh Timur Library in Aceh Timur Regency, 2010-2017*

| Tahun Year | Anggota Members | Pengunjung Visitors | Koleksi Buku Books |
|---------------|--------------------|------------------------|-----------------------|
| (1) | (2) | (3) | (4) |
| 2010 | 400 | 5 506 | --- |
| 2011 | 250 | 13 466 | --- |
| 2012 | 300 | 7 818 | --- |
| 2013 | 1 357 | 19 560 | 11 610 |
| 2014 | 1 460 | 25 654 | 12 922 |
| 2015 | 2 100 | 23 627 | 5 720 |
| 2016 | 2 470 | 22 943 | 6 772 |
| 2017 | 2 274 | 17 200 | 10 210 |

Sumber: Perpustakaan Daerah Aceh Timur

Source: Aceh Timur Library

Tabel 4.1.24 Jumlah Eksemplar Buku Per-Kategori di Perpustakaan Daerah Kabupaten Aceh Timur, 2015- 2017
Table *Number of Copies The Books Student in Aceh Timur Regency Library, 2015 - 2017*

| Jenis Buku <i>Types Books</i> | Tahun <i>Year</i> | | |
|---|----------------------|---------------|---------------|
| | 2015 | 2016 | 2017 |
| (1) | (2) | (3) | (4) |
| 1 Karya Umum / <i>General Books</i> | 1 144 | 1 144 | 1 597 |
| 2 Filsafat / <i>Philosophy</i> | 1 328 | 1 328 | 1 489 |
| 3 Agama / <i>Religion</i> | 782 | 782 | 1 411 |
| 4 Ilmu Sosial / <i>Social Science</i> | 5 548 | 5 548 | 5 861 |
| 5 Bahasa / <i>Language</i> | 604 | 604 | 769 |
| 6 Ilmu Murni / <i>Science</i> | 1 768 | 1 768 | 1 952 |
| 7 Ilmu Terapan / <i>Applied Science</i> | 7 252 | 7 252 | 7 932 |
| 8 Ilmu Kesenian dan Olah Raga/ <i>Art and Sport Science</i> | 1 864 | 1 864 | 2 087 |
| 9 Kesusasteraan / <i>Literature</i> | 2 129 | 2 129 | 2 296 |
| 10 Sejarah dan Geografi / <i>History and Geography</i> | 2 203 | 2 203 | 2 408 |
| Aceh Timur | 24 622 | 24 622 | 27 802 |

Sumber: Perpustakaan Daerah Aceh Timur

Source: *Aceh Timur Library*

**Jumlah Judul Buku Per-Kategori di Perpustakaan Daerah
Kabupaten Aceh Timur, 2015 - 2017**

Tabel 4.1.25
**Table Number of Title The Books Student in Aceh Timur Regency Library,
2015-2017**

| | Jenis Buku <i>Types Books</i> | Tahun <i>Year</i> | | |
|-------------------|--|----------------------|---------------|---------------|
| | | 2015 | 2016 | 2017 |
| | (1) | (2) | (3) | (4) |
| 1 | Karya Umum / <i>General Books</i> | 336 | 411 | 411 |
| 2 | Filsafat / <i>Philosophy</i> | 407 | 433 | 433 |
| 3 | Agama / <i>Religion</i> | 2 480 | 2 584 | 2 584 |
| 4 | Ilmu Sosial / <i>Social Science</i> | 1 887 | 1 939 | 1 939 |
| 5 | Bahasa / <i>Language</i> | 176 | 203 | 203 |
| 6 | Ilmu Murni / <i>Science</i> | 442 | 472 | 472 |
| 7 | Ilmu Terapan / <i>Applied Science</i> | 2 813 | 2 926 | 2 926 |
| 8 | Ilmu Kesenian dan Olah Raga / <i>Art and Sport Science</i> | 466 | 503 | 503 |
| 9 | Kesusastraan / <i>Literature</i> | 2 129 | 2 156 | 2 156 |
| 10 | Sejarah dan Geografi / <i>History and Geography</i> | 591 | 625 | 625 |
| Aceh Timur | | 11 727 | 12 252 | 12 252 |

Sumber: Perpustakaan Daerah Aceh Timur
Source: Aceh Timur Library

Tabel 4.1.26 Pustaka Kampung di Kabupaten Aceh Timur, 2017
Table Village Library in Aceh Timur Regency, 2017

| | Nama Pustaka Kampung <i>Name of Villages Library</i> | Tahun Berdiri <i>Established</i> | Kecamatan <i>Subdistrict</i> |
|----|--|--|--|
| | (1) | (2) | (3) |
| 1 | Lokop | 2002 | |
| 2 | Tualang | 2010 | Serbajadi |
| 3 | Simpang Jernih | 2007 | |
| 4 | Tampor Paloh | 2010 | Simpang Jernih |
| 5 | Buket Tiga | 2008 | |
| 6 | Alur Pinang | 2010 | |
| 7 | Alue Gadeng Gampong | 2007 | |
| 8 | Alue Gadeng II | 2009 | Birem Bayeun |
| 9 | Alue Canang | 2010 | |
| 10 | Alue Nyamok | 2012 | |
| 11 | Bayeun | 2007 | |
| 12 | Rantau Panjang | 2008 | |
| 13 | Simpang Empat | 2014 | Rantau Selamat |
| 14 | Alue Kumba | 2014 | |
| 15 | Labuhan Keude | 2007 | |
| 16 | Buket Seulamat | 2009 | Sungai Raya |
| 17 | Seuneubok Aceh | 2011 | |
| 18 | Leuge | 2007 | |
| 19 | Seuneubok Peusangan | 2007 | |
| 20 | Paya Meuligo | 2009 | |
| 21 | Blang Balok | 2013 | |
| 22 | TUalang | 2013 | Peureulak |
| 23 | Punti | 2013 | |
| 24 | Beusa Meuranoe | 2007 | |
| 25 | Bandrong | 2013 | |

Tabel 4.1.26 **Lanjutan**
Table 4.1.26 **Continued**

| | Nama Pustaka Kampung <i>Name of Villages Library</i> | Tahun Berdiri <i>Established</i> | Kecamatan <i>Subdistrict</i> |
|----|--|--|--|
| | (1) | (2) | (3) |
| 26 | Alue Tho | 2007 | |
| 27 | Seuneubok Teungoh | 2009 | Pereulak Timur |
| 28 | Tualang Pateng | 2014 | |
| 29 | Seuneubok Lapang | 2013 | |
| 30 | Alue Bu Tuha | 2008 | |
| 31 | Beusa Sebrang | 2007 | Pereulak Barat |
| 32 | Alue Dua | 2007 | |
| 33 | Buket Pala | 2008 | |
| 34 | Pertamina | 2009 | Ranto Peureulak |
| 35 | Seumanah Jaya | 2012 | |
| 36 | Tanoh Anoe | 2007 | |
| 37 | Keude Blang | 2007 | |
| 38 | Gampong Jawa | 2007 | |
| 39 | Seuneubok Rambong | 2008 | Idi Rayeuk |
| 40 | Seuneubok Bacee | 2011 | |
| 41 | Gampong Jalan | 2012 | |
| 42 | Meunasah Krueng | 2007 | |
| 43 | Gampong Keude | 2009 | |
| 44 | Seuneubok Teungoh | 2014 | Peudawa |
| 45 | Paya Bili Sa | 2014 | |
| 46 | Panton Rayeuk M | 2007 | |
| 47 | Seuneubok Pangoe | 2010 | Banda Alam |
| 48 | Gampong Jlaan 2 | 2012 | |
| 49 | Buket Teukuh | 2007 | |
| 50 | Keude Keumuneng | 2009 | Idi Tunong |

Tabel 4.1.26 **Lanjutan**
Table 4.1.26 **Continued**

| | Nama Pustaka Kampung <i>Name of Villages Library</i> | Tahun Berdiri <i>Established</i> | Kecamatan <i>Subdistrict</i> |
|----|--|--|--|
| | (1) | (2) | (3) |
| 51 | Pulo Blang | 2007 | |
| 52 | Keude Dua | 2010 | Darul Ihsan |
| 53 | Seuneubok Teungoh | 2013 | |
| 54 | Seuneubok Barat | 2008 | |
| 55 | Seuneubok Kuyun | 2012 | Idi Timur |
| 56 | Matang Bungong | 2012 | |
| 57 | Seuneubok Aceh | 2007 | |
| 58 | Peukan Idi Cut | 2009 | Darul Aman |
| 59 | Keumuneng Peut | 2011 | |
| 60 | Keude Bagok Sa | 2007 | |
| 61 | Cot Asan | 2008 | Nurussalam |
| 62 | Matang Neuheun | 2011 | |
| 63 | Keurundong | 2008 | Darul Falah |
| 64 | Ulee Tanoh Kuta Binjei | 2007 | |
| 65 | Matang | 2008 | Julok |
| 66 | Naleung | 2012 | |
| 67 | Alue le Mirah | 2007 | |
| 68 | Jumbo lubok | 2014 | |
| 69 | Alue le Itam | 2014 | Indra Makmur |
| 70 | Seunebuk Cina | 2012 | |
| 71 | Keude Baro | 2007 | |
| 72 | Putoh Sa | 2009 | |
| 73 | Blang Seunong | 2014 | Pante Bidari |
| 74 | Meunasah Teungoh | 2014 | |

Tabel 4.1.26 **Lanjutan**
Table 4.1.26 **Continued**

| | Nama Pustaka Kampung <i>Name of Villages Library</i> | Tahun Berdiri <i>Established</i> | Kecamatan <i>Subdistrict</i> |
|----|--|--|--|
| | (1) | (2) | (3) |
| 75 | Gampong Blang | 2007 | |
| 76 | Blang Ni | 2008 | |
| 77 | Matang Seupeng | 2009 | Simpang Ulim |
| 78 | Teupin Mamplam | 2010 | |
| 79 | Matang Kupula Sa | 2007 | |
| 80 | Paya Naden | 2010 | |
| 81 | Tanjung Minjei | 2013 | Madat |
| 82 | Madat | 2014 | |
| 83 | Bintah | 2014 | |

Sumber: Perpustakaan Daerah Aceh Timur

Source: Aceh Timur Library

4.2 KESEHATAN/HEALTH

Tabel 4.2.1 Jumlah Fasilitas Kesehatan Menurut Kecamatan di Kabupaten Aceh Timur, 2017
Table *Number of Health Facilities by Subdistrict in Aceh Timur Regency, 2017*

| Kecamatan Subdistrict | Rumah Sakit <i>Hospital</i> | Puskesmas <i>Public Health Center</i> | Posyandu <i>Maternal & Child Health Center</i> | Klinik <i>Clinic/ Health Center</i> | Polindes <i>Village Maternity</i> |
|----------------------------------|--------------------------------|--|---|--|--|
| (1) | (2) | (3) | (4) | (5) | (6) |
| 1 Serbajadi | 0 | 1 | 20 | 0 | 3 |
| 2 Simpang Jernih | 0 | 1 | 8 | 0 | 0 |
| 3 Peunaron | 0 | 1 | 19 | 2 | 0 |
| 4 Birem Bayeun | 0 | 1 | 42 | 0 | 5 |
| 5 Rantau Selamat | 0 | 1 | 21 | 0 | 0 |
| 6 Sungai Raya | 0 | 1 | 24 | 1 | 3 |
| 7 Peureulak | 1 | 1 | 31 | 3 | 2 |
| 8 Peureulak Timur | 0 | 1 | 20 | 2 | 4 |
| 9 Peureulak Barat | 0 | 1 | 28 | 1 | 1 |
| 10 Ranto Peureulak | 0 | 1 | 29 | 1 | 1 |
| 11 Idi Rayeuk | 1 | 1 | 43 | 7 | 3 |
| 12 Peudawa | 0 | 1 | 19 | 1 | 1 |
| 13 Banda Alam | 0 | 1 | 16 | 0 | 0 |
| 14 Idi Tunong | 0 | 1 | 27 | 1 | 0 |
| 15 Darul Ihsan | 0 | 1 | 17 | 0 | 2 |
| 16 Idi Timur | 1 | 1 | 13 | 0 | 2 |
| 17 Darul Aman | 0 | 1 | 45 | 2 | 2 |
| 18 Nurussalam | 0 | 1 | 32 | 0 | 2 |
| 19 Darul Falah | 0 | 1 | 11 | 0 | 0 |
| 20 Julok | 0 | 1 | 37 | 2 | 0 |
| 21 Indra Makmur | 0 | 2 | 30 | 1 | 4 |
| 22 Pante Bidari | 0 | 2 | 52 | 1 | 5 |
| 23 Simpang Ulim | 0 | 1 | 26 | 0 | 3 |
| 24 Madat | 0 | 1 | 33 | 1 | 1 |
| 2017 | 3 | 26 | 643 | 26 | 44 |
| 2016 | 3 | 26 | 666 | 25 | 39 |
| 2015 | 3 | 26 | 642 | 23 | 34 |

Sumber: Dinas Kesehatan Kabupaten Aceh Timur

Source: Department of Healthy of Aceh Timur Regency

Jumlah Tenaga Kesehatan Menurut Kecamatan di Kabupaten Aceh Timur, 2017
Number of Health Personnel by Subdistrict in Aceh Timur Regency, 2017

Tabel
Table 4.2.2

| Kecamatan Subdistrict | Tenaga Kesehatan/Health Personnel** | | | |
|--------------------------|---|---|--|--|
| | Tenaga Keperawatan Nursing Personnel | Tenaga Kebidanan Midwifery Personnel | Tenaga Kefarmasian Pharmacy Personnel (1) | Tenaga Gizi Nutrision Personnel (2) |
| (1) | (2) | (3) | (4) | (5) |
| 1 Serbajadi | 5 | 18 | 0 | 0 |
| 2 Simpang Jernih | 3 | 1 | 0 | 0 |
| 3 Peunaron | 11 | 3 | 0 | 0 |
| 4 Birem Bayeun | 25 | 61 | 1 | 2 |
| 5 Rantau Selamat | 22 | 41 | 1 | 2 |
| 6 Sungai Raya | 22 | 224 | 1 | 1 |
| 7 Peureulak* | 164 | 101 | 13 | 7 |
| 8 Peureulak Timur | 16 | 40 | 1 | 1 |
| 9 Peureulak Barat | 19 | 28 | 1 | 0 |
| 10 Ranto Peureulak | 27 | 43 | 2 | 0 |
| 11 Idi Rayeuk* | 57 | 134 | 14 | 2 |
| 12 Peudawa | 29 | 31 | 1 | 1 |
| 13 Banda Alam | 19 | 16 | 1 | 0 |
| 14 Idi Tunong | 20 | 27 | 1 | 1 |
| 15 Darul Ihsan | 5 | 17 | 1 | 2 |
| 16 Idi Timur* | 190 | 101 | 16 | 4 |
| 17 Darul Aman | 33 | 58 | 2 | 1 |
| 18 Nurussalam | 28 | 29 | 1 | 2 |
| 19 Darul Falah | 15 | 22 | 0 | 0 |
| 20 Julok | 46 | 49 | 1 | 2 |
| 21 Indra Makmur | 18 | 22 | 1 | 1 |
| 22 Pante Bidari | 34 | 25 | 1 | 3 |
| 23 Simpang Ulim | 25 | 39 | 2 | 2 |
| 24 Madat | 34 | 34 | 0 | 1 |
| 2017 | 867 | 1164 | 62 | 35 |
| 2016 | 528 | 1200 | 52 | 27 |
| 2015 | 338 | 355 | 17 | 16 |

(1) Tenaga Kefarmasian Pharmacy : Termasuk Tenaga Teknis Kefarmasian & Apoteker

(2) Tenaga Gizi Nutrision Personnel : Termasuk Nutrisionis & Dietsien

Tabel 4.2.2 **Lanjutan**
Table **Continued**

| Kecamatan <i>Subdistrict</i> | Tenaga Kesehatan/ <i>Health Personnel</i> ** | | | | |
|---------------------------------|--|--------------------------------|------------------------------|--------------------------------|--|
| | Tenaga Kesehatan Masyarakat | Tenaga Kesehatan Lingkungan | Tenaga Keterampilan Fisik | Tenaga Keteknisian Medis | Tenaga Kesehatan Lainnya <i>Other Health Personnel</i> |
| (1) | (2) | (3) | (4) | (5) | (6) |
| 1 Serbajadi | 1 | 0 | 0 | 1 | 0 |
| 2 Simpang Jernih | 1 | 1 | 0 | 0 | 0 |
| 3 Peunaron | 0 | 0 | 0 | 0 | 0 |
| 4 Birem Bayeun | 21 | 1 | 0 | 2 | 0 |
| 5 Rantau Selamat | 8 | 1 | 0 | 2 | 0 |
| 6 Sungai Raya | 3 | 1 | 0 | 3 | 0 |
| 7 Peureulak* | 12 | 4 | 11 | 31 | 3 |
| 8 Peureulak Timur | 1 | 1 | 0 | 3 | 0 |
| 9 Peureulak Barat | 3 | 0 | 0 | 2 | 0 |
| 10 Ranto Peureulak | 3 | 0 | 0 | 2 | 0 |
| 11 Idi Rayeuk* | 5 | 0 | 0 | 10 | 0 |
| 12 Peudawa | 0 | 1 | 0 | 1 | 0 |
| 13 Banda Alam | 0 | 0 | 0 | 1 | 0 |
| 14 Idi Tunong | 1 | 1 | 0 | 3 | 0 |
| 15 Darul Ihsan | 3 | 0 | 0 | 1 | 0 |
| 16 Idi Timur* | 20 | 3 | 5 | 39 | 1 |
| 17 Darul Aman | 0 | 1 | 0 | 1 | 0 |
| 18 Nurussalam | 0 | 1 | 0 | 1 | 0 |
| 19 Darul Falah | 1 | 1 | 0 | 0 | 0 |
| 20 Julok | 2 | 1 | 0 | 1 | 0 |
| 21 Indra Makmur | 1 | 1 | 0 | 2 | 0 |
| 22 Pante Bidari | 5 | 1 | 0 | 2 | 0 |
| 23 Simpang Ulim | 2 | 1 | 0 | 5 | 0 |
| 24 Madat | 0 | 0 | 0 | 2 | 0 |
| 2017 | 93 | 21 | 16 | 115 | 4 |
| 2016 | 105 | 37 | 19 | 75 | 14 |
| 2015 | 37 | 18 | 0 | 19 | 0 |

Sumber: Dinas Kesehatan Kabupaten Aceh Timur

Source: *Department of Healthy of Aceh Timur Regency*

*) Termasuk tenaga kesehatan yang bertugas di Rumah Sakit

**) Termasuk PNS, PTT dan Honorer

Tabel 4.2.3 Jumlah Dokter Spesialis, Dokter Umum, dan Dokter Gigi Menurut Sarana Pelayanan Kesehatan di Kabupaten Aceh Timur, 2017
Table *Number of Specialist Doctor, Generalist Doctor, and Dentist by Type of Health Facility in Aceh Timur Regency, 2017*

| Unit Kerja <i>Work Unit</i> | Dokter Spesialis <i>Specialist Doctors</i> | Dokter Umum <i>Generalist Doctors</i> | Dokter Gigi <i>Dentist</i> |
|--|---|--|-------------------------------|
| (1) | (2) | (3) | (4) |
| Puskesmas/ <i>Public Health Center</i> | 0 | 46 | 17 |
| RSUD dr. Zubir Mahmud/ <i>dr. Zubir Mahmud Hospital</i> | 26 | 19 | 2 |
| RSU Abdul Aziz Syah/ <i>Abdul Aziz Syah Hospital</i> | 3 | 15 | 2 |
| RS Graha Bunda/ <i>Graha Bunda Hospital</i> | 14 | 8 | 1 |
| 2017 | 43 | 88 | 22 |
| 2016 | 41 | 84 | 21 |
| 2015 | 33 | 71 | 21 |

Sumber: Dinas Kesehatan Kabupaten Aceh Timur

Source: Department of Healthy of Aceh Timur Regency

Tabel
Persentase Balita Yang Pernah Mendapat Imunisasi Menurut Jenis Imunisasi di Kabupaten Aceh Timur, 2013–2017
Table 4.2.4 Percentage of Children Under Five Years Who Had Immunization by Type of Immunization in Aceh Timur Regency, 2013–2017

| Jenis Imunisasi <i>Type of Immunization</i> | | 2013 | 2014 | 2015 | 2016 | 2017 |
|--|------------------------|-------|-------|-------|-------|-------|
| (1) | (2) | (3) | (4) | (5) | (6) | (6) |
| 1 | BCG | 7 252 | 6 968 | 6 421 | 6 377 | 6 373 |
| 2 | Campak/ <i>Measles</i> | 6 285 | 5 759 | 5 850 | 6 305 | 5 951 |
| 3 | DPT 1 | 6 740 | 2 995 | 6 305 | 6 466 | 6 381 |
| 4 | DPT 2 | 6 552 | 5 693 | 5 752 | 5 964 | 6 092 |
| 5 | DPT 3 | 6 261 | 5 513 | 5 565 | 5 700 | 5 867 |
| 6 | Polio 1 | 7 625 | 7 079 | 7 120 | 7 508 | 7 242 |
| 7 | Polio 2 | 7 280 | 6 782 | 6 799 | 7 399 | 6 898 |
| 8 | Polio 3 | 7 164 | 6 406 | 6 300 | 7 088 | 6 719 |
| 9 | Polio 4 | 6 974 | 6 168 | 6 274 | 7 113 | 6 535 |
| 10 | Hepatitis B 1 | 6 740 | 2 995 | 6 305 | 6 466 | 6 381 |
| 11 | Hepatitis B 2 | 6 552 | 5 693 | 5 752 | 5 964 | 6 092 |
| 12 | Hepatitis B 3 | 6 261 | 5 513 | 5 565 | 5 700 | 5 867 |

Sumber: Dinas Kesehatan Kabupaten Aceh Timur
 Source: Department of Healthy of Aceh Timur Regency

Tabel
Table

4.2.5

Jumlah Bayi Lahir, Bayi Berat Badan Lahir Rendah (BBLR), BBLR Dirujuk, dan Bergizi Buruk di Kabupaten Aceh Timur, 2011-2017
Number of Births, Babies with Low Birth Weights (LBW), Treated LBW, and Malnutrition Cases in Aceh Timur Regency, 2011-2017

| Tahun Year | Bayi Lahir Births | BBLR/LBW | | Gizi Buruk Malnutrition |
|---------------|----------------------|-----------------|--------------------|----------------------------|
| | | Jumlah Total | Dirujuk Treated | |
| (1) | (2) | (3) | (4) | (5) |
| 2011 | 7 578 | - | --- | 3 |
| 2012 | 8 296 | - | --- | 13 |
| 2013 | 8 226 | 26 | --- | 21 |
| 2014 | 8 294 | 85 | --- | 28 |
| 2015 | 8 430 | 74 | --- | 19 |
| 2016 | 8 073 | 123 | --- | 20 |
| 2017 | 8 516 | 144 | --- | 10 |

Sumber: Dinas Kesehatan Kabupaten Aceh Timur

Source: Department of Healthy of Aceh Timur Regency

Tabel
Table

4.2.6

Jumlah Ibu Hamil, Melakukan Kunjungan K1, Melakukan Kunjungan K4, Kurang Energi Kronis (KEK), dan Mendapat Tablet Zat Besi (Fe) di Kabupaten Aceh Timur, 2011–2017
Number of Pregnant Women, Those with One Visit and four Visits of Antenatal Care, Chronic Energy Deficiency (CED), and Receiving Iron Supplement in Aceh Timur Regency, 2011–2017

| Tahun Years | Jumlah Ibu Hamil Pregnant Women | Melakukan Kunjungan K1 One Visit | Melakukan Kunjungan K4 Four Visits | Kurang Energi Kronis (KEK) Chronic Energy Deficiency (CED) | Mendapat Zat Besi (Fe) Receiving Iron Supplement |
|----------------|--|--|--|--|--|
| (1) | (2) | (3) | (4) | (5) | (6) |
| 2011 | 9 484 | 9 246 | 7 928 | 362 | 3 188 |
| 2012 | 8 923 | 9 204 | 6 695 | 473 | 7 760 |
| 2013 | 9 182 | 8 307 | 6 861 | 586 | 7 261 |
| 2014 | 9 747 | 8 909 | 7 238 | 686 | 7 365 |
| 2015 | 11 895 | 8 782 | 7 550 | 586 | 6 293 |
| 2016 | 11 506 | 8 794 | 7 244 | 569 | 5 719 |
| 2017 | 11 430 | 10 052 | 8 424 | 978 | 4 532 |

Sumber: Dinas Kesehatan Kabupaten Aceh Timur

Source: Department of Healthy of Aceh Timur Regency

Jumlah Kasus HIV/AIDS, IMS, DBD, Diare, TB, dan Malaria Menurut Kecamatan di Kabupaten Aceh Timur, 2017

Tabel

Table 4.2.7 *Number of Cases of HIV/AIDS, Sexually Transmitted Infection, Dengue Fever, Diarrhea, Tuberculosis (TB) and Malaria by Subdistrict in Aceh Timur Regency, 2017*

| Kecamatan Subdistrict | HIV/AIDS HIV/AIDS | IMS Sexually Transmit- ed Infection | DBD Dengue Fever | Diare Diarrhea | TB Tubercu- losis | Malaria Malaria |
|--------------------------|----------------------|---|------------------------|-------------------|-------------------------|--------------------|
| (1) | (2) | (3) | (4) | (5) | (6) | (7) |
| 1 Serbajadi | 0 | 0 | 1 | 6 | 10 | 0 |
| 2 Simpang Jernih | 0 | 0 | 0 | 11 | 4 | 0 |
| 3 Peunaron | 0 | 0 | 1 | 59 | 6 | 0 |
| 4 Bireun Bayeun | 0 | 0 | 8 | 465 | 19 | 0 |
| 5 Rantau Selamat | 0 | 0 | 1 | 313 | 3 | 0 |
| 6 Sungai Raya | 0 | 0 | 0 | 172 | 5 | 0 |
| 7 Peureulak | 1 | 0 | 12 | 136 | 68 | 0 |
| 8 Peureulak Timur | 0 | 0 | 7 | 192 | 14 | 0 |
| 9 Peureulak Barat | 0 | 0 | 4 | 309 | 8 | 0 |
| 10 Ranto Peureulak | 0 | 0 | 2 | 11 | 14 | 0 |
| 11 Idi Rayeuk | 0 | 0 | 14 | 10 | 62 | 0 |
| 12 Peudawa | 0 | 0 | 1 | 55 | 4 | 0 |
| 13 Banda Alam | 0 | 0 | 1 | 236 | 4 | 0 |
| 14 Idi Tunong | 0 | 0 | 0 | 69 | 2 | 0 |
| 15 Darul Ihsan | 0 | 0 | 0 | 0 | 6 | 0 |
| 16 Idi Timur | 0 | 0 | 7 | 64 | 18 | 0 |
| 17 Darul Aman | 1 | 0 | 3 | 103 | 19 | 0 |
| 18 Nurussalam | 0 | 0 | 7 | 173 | 18 | 0 |
| 19 Darul Falah | 0 | 0 | 0 | 49 | 6 | 0 |
| 20 Julok | 1 | 0 | 10 | 522 | 34 | 0 |
| 21 Indra Makmur | 1 | 0 | 1 | 151 | 15 | 3 |
| 22 Pante Bidari | 0 | 0 | 0 | 355 | 26 | 0 |
| 23 Simpang Ulim | 0 | 0 | 5 | 305 | 21 | 0 |
| 24 Madat | 0 | 0 | 3 | 67 | 23 | 0 |
| 2017 | 4 | --- | 88 | 3 833 | 409 | 3 |
| 2016 | 3 | --- | 5 | 5 161 | 233 | 1 |
| 2015 | --- | --- | 51 | 4 270 | 268 | 3 |

Sumber: Dinas Kesehatan Kabupaten Aceh Timur

Source: Department of Healthy of Aceh Timur Regency

Tabel 4.2.8 Jumlah Pasangan Usia Subur dan Peserta KB Aktif Menurut Kecamatan di Kabupaten Aceh Timur, 2017
Table *Number of Eligible Couples and Family Planning Participants by Subdistrict in Aceh Timur Regency, 2017*

| | Kecamatan <i>Subdistrict</i> | Jumlah PUS <i>Eligible Couples</i> | Peserta KB Aktif <i>Family Planning Participants</i> | | | |
|----|---------------------------------|--|---|------------|----------|-------------------------|
| | | | IUD | MOW | MOP | Kondom <i>Condom</i> |
| | (1) | (2) | (3) | (4) | (5) | (6) |
| 1 | Serbajadi | 1 109 | 3 | 2 | 0 | 5 |
| 2 | Simpang Jernih | 659 | 0 | 1 | 0 | 0 |
| 3 | Peunaron | 1 726 | 15 | 40 | 0 | 22 |
| 4 | Birem Bayeun | 4 577 | 176 | 232 | 1 | 87 |
| 5 | Rantau Selamat | 1 837 | 38 | 54 | 0 | 35 |
| 6 | Sungai Raya | 1 897 | 79 | 36 | 0 | 67 |
| 7 | Peureulak | 6 301 | 45 | 19 | 0 | 84 |
| 8 | Peureulak Timur | 2 698 | 18 | 31 | 0 | 0 |
| 9 | Peureulak Barat | 2 748 | 10 | 12 | 0 | 11 |
| 10 | Ranto Peureulak | 4 408 | 24 | 42 | 0 | 62 |
| 11 | Idi Rayeuk | 6 408 | 216 | 51 | 0 | 234 |
| 12 | Peudawa | 2 414 | 1 | 0 | 0 | 14 |
| 13 | Banda Alam | 1 390 | 2 | 3 | 0 | 13 |
| 14 | Idi Tunong | 1 891 | 41 | 0 | 0 | 52 |
| 15 | Darul Ihsan | 1 088 | 22 | 10 | 0 | 2 |
| 16 | Idi Timur | 809 | 18 | 9 | 0 | 61 |
| 17 | Darul Aman | 3 084 | 30 | 19 | 2 | 17 |
| 18 | Nurussalam | 2 956 | 17 | 18 | 0 | 28 |
| 19 | Darul Falah | 664 | 0 | 0 | 0 | 19 |
| 20 | Julok | 4 325 | 76 | 52 | 0 | 35 |
| 21 | Indra Makmur | 2 970 | 9 | 21 | 0 | 35 |
| 22 | Pante Bidari | 4 358 | 9 | 10 | 0 | 27 |
| 23 | Simpang Ulim | 3 436 | 2 | 0 | 0 | 48 |
| 24 | Madat | 4 281 | 10 | 0 | 0 | 21 |
| | 2017 | 68 034 | 861 | 662 | 3 | 979 |
| | 2016 | 64 861 | 698 | 551 | 0 | 853 |
| | 2015 | 67 334 | 626 | 488 | 0 | 929 |

Tabel 4.2.8 **Lanjutan**
Table 4.2.8 **Continued**

| Kecamatan Subdistrict | Peserta KB Aktif Family Planning Participants | | | |
|--------------------------|--|-----------------------|---------------|---------------|
| | Implan Implants | Suntikan Injection | Pil Pill | Jumlah Total |
| (1) | (7) | (8) | (9) | (10) |
| 1 Serbajadi | 29 | 413 | 113 | 565 |
| 2 Simpang Jernih | 9 | 64 | 57 | 131 |
| 3 Peunaron | 15 | 754 | 389 | 1 235 |
| 4 Birem Bayeun | 273 | 1 196 | 1 629 | 3 594 |
| 5 Rantau Selamat | 67 | 660 | 385 | 1 239 |
| 6 Sungai Raya | 56 | 457 | 415 | 1 110 |
| 7 Peureulak | 12 | 2 488 | 1 236 | 3 884 |
| 8 Peureulak Timur | 16 | 1 058 | 688 | 1 811 |
| 9 Peureulak Barat | 1 | 717 | 497 | 1 248 |
| 10 Ranto Peureulak | 68 | 1 094 | 1 155 | 2 445 |
| 11 Idi Rayeuk | 114 | 1 694 | 1 414 | 3 723 |
| 12 Peudawa | 0 | 106 | 155 | 276 |
| 13 Banda Alam | 1 | 51 | 76 | 146 |
| 14 Idi Tunong | 25 | 458 | 508 | 1 084 |
| 15 Darul Ihsan | 19 | 346 | 181 | 580 |
| 16 Idi Timur | 17 | 209 | 128 | 442 |
| 17 Darul Aman | 3 | 1 753 | 732 | 2 556 |
| 18 Nurussalam | 10 | 1 218 | 771 | 2 062 |
| 19 Darul Falah | 6 | 180 | 198 | 403 |
| 20 Julok | 32 | 1 870 | 878 | 2 943 |
| 21 Indra Makmur | 35 | 251 | 583 | 934 |
| 22 Pante Bidari | 12 | 1 443 | 766 | 2 267 |
| 23 Simpang Ulim | 21 | 1 296 | 799 | 2 166 |
| 24 Madat | 16 | 1 065 | 1 150 | 2 262 |
| 2017 | 857 | 20 841 | 14 903 | 39 106 |
| 2016 | 865 | 21 295 | 15 715 | 37 875 |
| 2015 | 701 | 22 020 | 16 097 | 40 920 |

Sumber: Dinas Kesehatan Kabupaten Aceh Timur
Source: Department of Healthy of Aceh Timur Regency

Tabel 4.2.9 Kasus Penyakit yang Terjadi di Kabupaten Aceh Timur, 2017
Table Diseases in Aceh Timur Regency, 2017

| Kecamatan Subdistrict | Pertusis | Tetanus Non Neonatorum | Tetanus Neonatorum | Campak | Hepatitis B |
|--------------------------|------------|---------------------------|-----------------------|------------|-------------|
| (1) | (2) | (3) | (4) | (5) | (6) |
| 1 Serbajadi | 1 | 0 | 0 | 0 | 0 |
| 2 Simpang Jernih | 0 | 0 | 0 | 0 | 0 |
| 3 Peunaron | 0 | 0 | 0 | 0 | 0 |
| 4 Birem Bayeun | 0 | 0 | 0 | 0 | 4 |
| 5 Rantau Selamat | 0 | 0 | 0 | 0 | 1 |
| 6 Sungai Raya | 0 | 0 | 0 | 0 | 0 |
| 7 Peureulak | 0 | 0 | 0 | 0 | 0 |
| 8 Peureulak Timur | 0 | 0 | 0 | 2 | 0 |
| 9 Peureulak Barat | 0 | 0 | 0 | 0 | 0 |
| 10 Ranto Peureulak | 0 | 0 | 0 | 19 | 1 |
| 11 Idi Rayeuk | 9 | 0 | 0 | 9 | 0 |
| 12 Peudawa | 0 | 0 | 0 | 0 | 0 |
| 13 Banda Alam | 0 | 0 | 0 | 0 | 1 |
| 14 Idi Tunong | 0 | 0 | 1 | 0 | 1 |
| 15 Darul Ihsan | 1 | 0 | 1 | 2 | 0 |
| 16 Idi Timur | 0 | 0 | 0 | 0 | 0 |
| 17 Darul Aman | 0 | 0 | 0 | 1 | 0 |
| 18 Nurussalam | 0 | 0 | 0 | 0 | 0 |
| 19 Darul Falah | 0 | 0 | 0 | 0 | 0 |
| 20 Julok | 0 | 0 | 1 | 0 | 0 |
| 21 Indra Makmur | 0 | 0 | 0 | 1 | 1 |
| 22 Pante Bidari | 0 | 0 | 1 | 0 | 0 |
| 23 Simpang Ulim | 0 | 0 | 0 | 0 | 0 |
| 24 Madat | 0 | 0 | 0 | 2 | 0 |
| 2017 | 11 | 0 | 4 | 36 | 9 |
| 2016 | 0 | 0 | 3 | 121 | 0 |
| 2015 | 116 | 0 | 0 | 61 | 0 |

Sumber: Dinas Kesehatan Kabupaten Aceh Timur

Source: Health Office of Aceh Timur Regency

Tabel 4.2.9 Lanjutan
Table 4.2.9 Continued

| Kecamatan Subdistrict | AFP | Rabies | ISPA | Prambusia | Filariasis |
|--------------------------|----------|----------|---------------|-----------|------------|
| (1) | (7) | (8) | (9) | (10) | (11) |
| 1 Serbajadi | 0 | 0 | 180 | 0 | 0 |
| 2 Simpang Jernih | 0 | 0 | 322 | 0 | 0 |
| 3 Peunaron | 0 | 0 | 676 | 0 | 0 |
| 4 Birem Bayeun | 0 | 0 | 1 064 | 0 | 1 |
| 5 Rantau Selamat | 0 | 0 | 1 613 | 0 | 0 |
| 6 Sungai Raya | 0 | 0 | 2 526 | 0 | 3 |
| 7 Peureulak | 0 | 1 | 2 932 | 0 | 3 |
| 8 Peureulak Timur | 0 | 0 | 2 884 | 0 | 3 |
| 9 Peureulak Barat | 0 | 0 | 1 732 | 0 | 2 |
| 10 Ranto Peureulak | 0 | 2 | 1 382 | 0 | 0 |
| 11 Idi Rayeuk | 0 | 0 | 7 289 | 0 | 1 |
| 12 Peudawa | 0 | 0 | 1 851 | 0 | 5 |
| 13 Banda Alam | 0 | 0 | 765 | 0 | 4 |
| 14 Idi Tunong | 0 | 0 | 3 059 | 0 | 2 |
| 15 Darul Ihsan | 0 | 0 | 1 335 | 0 | 1 |
| 16 Idi Timur | 0 | 0 | 120 | 0 | 3 |
| 17 Darul Aman | 0 | 1 | 763 | 0 | 4 |
| 18 Nurussalam | 0 | 0 | 3 138 | 0 | 2 |
| 19 Darul Falah | 0 | 0 | 685 | 0 | 3 |
| 20 Julok | 0 | 0 | 1 552 | 0 | 8 |
| 21 Indra Makmur | 0 | 0 | 3 608 | 0 | 2 |
| 22 Pante Bidari | 0 | 0 | 3 420 | 0 | 7 |
| 23 Simpang Ulim | 0 | 0 | 2 673 | 0 | 2 |
| 24 Madat | 0 | 1 | 3 835 | 0 | 2 |
| 2017 | 0 | 5 | 49 404 | 0 | 58 |
| 2016 | 2 | 5 | 50 696 | 0 | 64 |
| 2015 | 1 | 0 | --- | 0 | 41 |

Sumber: Dinas Kesehatan Kabupaten Aceh Timur

Source: Health Office of Aceh Timur Regency

Tabel 4.2.9 Lanjutan
Table Continued

| Kecamatan Subdistrict | DHF/DBD | Diare* | Disentri | Tifoit | Pneumonia |
|--------------------------|-----------|--------------|----------|----------|------------|
| (1) | (12) | (13) | (14) | (15) | (16) |
| 1 Serbajadi | 1 | 6 | 0 | 0 | 0 |
| 2 Simpang Jernih | 0 | 11 | 0 | 0 | 2 |
| 3 Peunaron | 1 | 59 | 0 | 0 | 0 |
| 4 Birem Bayeun | 8 | 465 | 0 | 0 | 3 |
| 5 Rantau Selamat | 1 | 313 | 0 | 0 | 0 |
| 6 Sungai Raya | 0 | 172 | 0 | 0 | 3 |
| 7 Peureulak | 12 | 136 | 0 | 0 | 0 |
| 8 Peureulak Timur | 7 | 192 | 0 | 0 | 19 |
| 9 Peureulak Barat | 4 | 309 | 0 | 0 | 6 |
| 10 Ranto Peureulak | 2 | 11 | 0 | 0 | 0 |
| 11 Idi Rayeuk | 14 | 10 | 0 | 0 | 0 |
| 12 Peudawa | 1 | 55 | 0 | 0 | 10 |
| 13 Banda Alam | 1 | 236 | 0 | 0 | 0 |
| 14 Idi Tunong | 0 | 69 | 0 | 0 | 2 |
| 15 Darul Ihsan | 0 | 0 | 0 | 0 | 0 |
| 16 Idi Timur | 7 | 64 | 0 | 0 | 0 |
| 17 Darul Aman | 3 | 103 | 0 | 0 | 1 |
| 18 Nurussalam | 7 | 173 | 0 | 0 | 1 |
| 19 Darul Falah | 0 | 49 | 0 | 0 | 0 |
| 20 Julok | 10 | 522 | 0 | 0 | 0 |
| 21 Indra Makmur | 1 | 151 | 0 | 0 | 10 |
| 22 Pante Bidari | 0 | 355 | 0 | 0 | 20 |
| 23 Simpang Ulim | 5 | 305 | 0 | 0 | 22 |
| 24 Madat | 3 | 67 | 0 | 0 | 0 |
| 2017 | 88 | 3 833 | 0 | 0 | 99 |
| 2016 | 5 | 5 161 | 0 | 0 | 107 |
| 2015 | 50 | 4 270 | 0 | 0 | 42 |

Sumber: Dinas Kesehatan Kabupaten Aceh Timur

Source: Health Office of Aceh Timur Regency

* Kasus yang ditangani

Tabel 4.2.9 Lanjutan
Table 4.2.9 Continued

| Kecamatan <i>Subdistrict</i> | Malaria | | TB Paru | | Kusta | |
|---------------------------------|----------|--------------|------------|--------------|-----------|-----------|
| | (+) | Suspek | BTA (+) | Suspek | PB | MB |
| (1) | (17) | (18) | (19) | (20) | (21) | (22) |
| 1 Serbajadi | 0 | 16 | 7 | 24 | 0 | 0 |
| 2 Simpang Jernih | 0 | 129 | 3 | 56 | 0 | 0 |
| 3 Peunaron | 0 | 66 | 5 | 28 | 0 | 0 |
| 4 Birem Bayeun | 0 | 603 | 7 | 70 | 1 | 1 |
| 5 Rantau Selamat | 0 | 815 | 0 | 31 | 0 | 1 |
| 6 Sungai Raya | 0 | 1 067 | 3 | 17 | 0 | 0 |
| 7 Peureulak | 0 | 2 833 | 53 | 187 | 0 | 1 |
| 8 Peureulak Timur | 0 | 526 | 5 | 87 | 0 | 3 |
| 9 Peureulak Barat | 0 | 191 | 3 | 8 | 0 | 0 |
| 10 Ranto Peureulak | 0 | 85 | 7 | 125 | 0 | 1 |
| 11 Idi Rayeuk | 0 | 60 | 36 | 243 | 0 | 1 |
| 12 Peudawa | 0 | 25 | 0 | 4 | 0 | 1 |
| 13 Banda Alam | 0 | 190 | 1 | 43 | 0 | 2 |
| 14 Idi Tunong | 0 | 3 | 1 | 19 | 0 | 1 |
| 15 Darul Ihsan | 0 | 54 | 2 | 6 | 0 | 0 |
| 16 Idi Timur | 0 | 84 | 7 | 345 | 0 | 0 |
| 17 Darul Aman | 0 | 18 | 4 | 12 | 1 | 3 |
| 18 Nurussalam | 0 | 68 | 12 | 48 | 0 | 1 |
| 19 Darul Falah | 0 | 26 | 5 | 5 | 0 | 0 |
| 20 Julok | 0 | 107 | 3 | 51 | 0 | 1 |
| 21 Indra Makmur | 3 | 23 | 7 | 122 | 0 | 0 |
| 22 Pante Bidari | 0 | 113 | 25 | 175 | 0 | 0 |
| 23 Simpang Ulim | 0 | 691 | 20 | 140 | 4 | 1 |
| 24 Madat | 0 | 476 | 23 | 108 | 0 | 2 |
| 2017 | 3 | 8 269 | 239 | 1 954 | 6 | 20 |
| 2016 | 1 | 6 538 | 233 | 2 292 | 6 | 20 |
| 2015 | 3 | 5 083 | 186 | 2 164 | 15 | 29 |

Sumber: Dinas Kesehatan Kabupaten Aceh Timur

Source: Health Office of Aceh Timur Regency

Jumlah Ibu Hamil, Nifas, dan Persalinan Ditolong Tenaga
Tabel 4.2.10 Kesehatan Menurut Kecamatan di Kabupaten Aceh Timur, 2017
Table Number of Pregnancy and Post Natal Mother by Subdistrict in
Aceh Timur Regency, 2017

| Kecamatan <i>Subdistrict</i> | Puskesmas <i>Public Health Care</i> | Ibu Hamil <i>Pregnant</i> | Ibu Nifas <i>Post Natal</i> | Persalinan Ditolong Tenaga Kesehatan |
|---------------------------------|--|------------------------------|--------------------------------|--|
| (1) | (2) | (3) | (4) | (5) |
| 1 Serbajadi | Serbajadi | 181 | 166 | 98 |
| 2 Simpang Jernih | Simpang Jernih | 105 | 96 | 72 |
| 3 Peunaron | Peunaron | 273 | 251 | 174 |
| 4 Birem Bayeun | Birem Bayeun | 742 | 681 | 524 |
| 5 Rantau Selamat | Rantau Selamat | 333 | 305 | 277 |
| 6 Sungai Raya | Sungai Raya | 360 | 330 | 251 |
| 7 Peureulak | Peureulak | 1 299 | 1 193 | 886 |
| 8 Peureulak Timur | Peureulak Timur | 405 | 372 | 327 |
| 9 Peureulak Barat | Peureulak Barat | 429 | 393 | 330 |
| 10 Ranto Peureulak | Ranto Peureulak | 770 | 706 | 543 |
| 11 Idi Rayeuk | Idi Rayeuk | 1 039 | 953 | 762 |
| 12 Peudawa | Peudawa | 354 | 325 | 235 |
| 13 Banda Alam | Keude Gerubak | 226 | 207 | 204 |
| 14 Idi Tunong | Idi Tunong | 293 | 269 | 227 |
| 15 Darul Ihsan | Darul Ihsan | 180 | 165 | 180 |
| 16 Idi Timur | Idi Timur | 174 | 159 | 177 |
| 17 Darul Aman | Darul Aman | 530 | 487 | 392 |
| 18 Nurussalam | Nurussalam | 480 | 440 | 342 |
| 19 Darul Falah | Darul Falah | 100 | 92 | 80 |
| 20 Julok | Julok | 693 | 636 | 478 |
| 21 Indra Makmur | Alue Ie Mirah | 321 | 294 | 221 |
| | Perkebunan Inti | 170 | 156 | 113 |
| 22 Pante Bidari | Matang Pudeng | 299 | 274 | 254 |
| | Pante Bidari | 392 | 360 | 275 |
| 23 Simpang Ulim | Simpang Ulim | 569 | 523 | 426 |
| 24 Madat | Madat | 714 | 655 | 555 |
| 2017 | | 11 430 | 10 490 | 8 403 |
| 2016 | | 11 506 | 11 131 | 7 966 |
| 2015 | | 11 895 | 8 422 | 8 305 |

Sumber: Dinas Kesehatan Kabupaten Aceh Timur

Source: Health Office of Aceh Timur Regency

Tabel 4.2.11 Jumlah Persalinan, Bayi Lahir Hidup, Lahir Mati, dan Meninggal Menurut Kecamatan di Kabupaten Aceh Timur, 2017
Table Number of Pre Natal, Life Birth, Died Birth, and All Died by Subdistrict in Aceh Timur Regency, 2017

| | Kecamatan Subdistrict | Puskesmas Public Health Care | Jumlah Bayi/Number of Baby | | |
|----|--------------------------|---------------------------------|----------------------------|-------------------|----------------------|
| | | | Lahir Hidup (4) | Lahir Mati (5) | Kematian Bayi (6) |
| | (1) | (2) | (4) | (5) | (6) |
| 1 | Serbajadi | Serbajadi | 129 | 2 | 4 |
| 2 | Simpang Jernih | Simpang Jernih | 74 | 0 | 1 |
| 3 | Peunaron | Peunaron | 180 | 1 | 4 |
| 4 | Birem Bayeun | Birem Bayeun | 526 | 3 | 5 |
| 5 | Rantau Selamat | Rantau Selamat | 276 | 0 | 0 |
| 6 | Sungai Raya | Sungai Raya | 252 | 0 | 2 |
| 7 | Peureulak | Peureulak | 902 | 13 | 11 |
| 8 | Peureulak Timur | Peureulak Timur | 349 | 0 | 9 |
| 9 | Peureulak Barat | Peureulak Barat | 333 | 0 | 2 |
| 10 | Ranto Peureulak | Ranto Peureulak | 542 | 2 | 2 |
| 11 | Idi Rayeuk | Idi Rayeuk | 757 | 9 | 0 |
| 12 | Peudawa | Peudawa | 237 | 0 | 1 |
| 13 | Banda Alam | Keude Gerubak | 207 | 2 | 1 |
| 14 | Idi Tunong | Idi Tunong | 246 | 0 | 0 |
| 15 | Darul Ihsan | Darul Ihsan | 181 | 0 | 1 |
| 16 | Idi Timur | Idi Timur | 177 | 1 | 0 |
| 17 | Darul Aman | Darul Aman | 387 | 9 | 0 |
| 18 | Nurussalam | Nurussalam | 361 | 4 | 4 |
| 19 | Darul Falah | Darul Falah | 82 | 1 | 4 |
| 20 | Julok | Julok | 473 | 4 | 4 |
| 21 | Indra Makmur | Alue Ie Mirah | 223 | 5 | 2 |
| | | Perkebunan Inti | 112 | 1 | 1 |
| 22 | Pante Bidari | Matang Pudeng | 251 | 4 | 6 |
| | | Pante Bidari | 274 | 2 | 3 |
| 23 | Simpang Ulim | Simpang Ulim | 426 | 0 | 0 |
| 24 | Madat | Madat | 559 | 1 | 0 |
| | 2017 | | 8 516 | 64 | 67 |
| | 2016 | | 8 073 | 66 | 56 |
| | 2015 | | 8 430 | 55 | 87 |

Sumber: Dinas Kesehatan Kabupaten Aceh Timur

Source: Health Office of Aceh Timur Regency

Tabel 4.2.12 Jumlah Dokter Menurut Kecamatan di Kabupaten Aceh Timur, 2017
Table Number of Doctors by Subdistrict in Aceh Timur Regency, 2017

| Kecamatan Subdistrict | Unit Kerja Unit | Dokter Umum(PNS) Doctor | Dokter Gigi (PNS) Dentist | Dokter Spesialis Specialist |
|--------------------------|---------------------|-------------------------------|---------------------------------|-----------------------------------|
| (1) | (2) | (3) | (4) | (5) |
| 1 Serbajadi | PKM Lokop | 1 | 0 | 0 |
| 2 Simpang Jernih | PKM Simpang Jernih | 2 | 0 | 0 |
| 3 Peunaron | PKM Peunaron | 0 | 1 | 0 |
| 4 Birem Bayeun | PKM Birem Bayeun | 3 | 1 | 0 |
| 5 Rantau Selamat | PKM Rantau Selamat | 2 | 1 | 0 |
| 6 Sungai Raya | PKM Sungai Raya | 2 | 2 | 0 |
| 7 Peureulak | PKM Peureulak | 3 | 1 | 0 |
| 8 Peureulak Timur | PKM Peureulak Timur | 1 | 1 | 0 |
| 9 Peureulak Barat | PKM Peureulak Barat | 1 | 1 | 0 |
| 10 Ranto Peureulak | PKM Ranto Peureulak | 2 | 1 | 0 |
| 11 Idi Rayeuk | PKM Idi Rayeuk | 2 | 1 | 0 |
| 12 Peudawa | PKM Peudawa | 1 | 0 | 0 |
| 13 Banda Alam | PKM Banda Alam | 2 | 1 | 0 |
| 14 Idi Tunong | PKM Idi Tunong | 2 | 1 | 0 |
| 15 Darul Ihsan | PKM Darul Ihsan | 2 | 0 | 0 |
| 16 Idi Timur | PKM Idi Timur | 1 | 0 | 0 |

Tabel 4.2.12 Lanjutan
Table Continued

| Kecamatan Subdistrict | Unit Kerja Unit | Dokter Umum(PNS) Doctor | Dokter Gigi (PNS) Dentist | Dokter Spesialis Specialist |
|--|---------------------|-------------------------------|---------------------------------|-----------------------------------|
| (1) | (2) | (3) | (4) | (5) |
| 17 Darul Aman | PKM Darul Aman | 1 | 0 | 0 |
| 18 Nurussalam | PKM Nurussalam | 1 | 1 | 0 |
| 19 Darul Falah | PKM Darul Falah | 1 | 0 | 0 |
| 20 Julok | PKM Julok | 2 | 1 | 0 |
| 21 Indra Makmur | PKM Alue Ie Mirah | 0 | 0 | 0 |
| | PKM Perkebunan Inti | 1 | 1 | 0 |
| 22 Pante Bidari | PKM Matang Pudeng | 2 | 0 | 0 |
| | PKM Pante Bidari | 2 | 0 | 0 |
| 23 Simpang Ulim | PKM Simpang Ulim | 3 | 0 | 0 |
| 24 Madat | PKM Madat | 3 | 0 | 0 |
| Sub Jumlah I (Puskesmas) | | 43 | 15 | 0 |
| RSUD dr. Zubir Mahmud | | 19 | --- | --- |
| RS Sultan Abdul Aziz Syah | | 15 | 1 | 2 |
| RS Graha Bunda | | 0 | 0 | --- |
| Sub Jumlah II (Rumah Sakit) | | 34 | 1 | 2 |
| Dinas Kesehatan | | 5 | 0 | 0 |
| Jumlah/Total 2017 | | 82 | 16 | 2 |
| Jumlah/Total 2016 | | 76 | 18 | 20 |

Sumber: Dinas Kesehatan Kabupaten Aceh Timur

Source: Health Office of Aceh Timur Regency

Tabel 4.2.12 Lanjutan
Table Continued

| Kecamatan Subdistrict | Unit Kerja Unit | Dokter Umum(PTT) Doctor | Dokter Gigi (PTT) Dentist | Jumlah Total |
|----------------------------------|------------------------|--|--|-------------------------|
| (1) | (2) | (6) | (7) | (8) |
| 1 Serbajadi | PKM Lokop | 0 | 0 | 0 |
| 2 Simpang Jernih | PKM Simpang Jernih | 0 | 0 | 0 |
| 3 Peunaron | PKM Peunaron | 0 | 0 | 0 |
| 4 Birem Bayeun | PKM Birem Bayeun | 0 | 0 | 0 |
| 5 Rantau Selamat | PKM Rantau Selamat | 0 | 0 | 0 |
| 6 Sungai Raya | PKM Sungai Raya | 0 | 0 | 0 |
| 7 Peureulak | PKM Peureulak | 0 | 0 | 0 |
| 8 Peureulak Timur | PKM Peureulak Timur | 0 | 0 | 0 |
| 9 Peureulak Barat | PKM Peureulak Barat | 0 | 0 | 0 |
| 10 Ranto Peureulak | PKM Ranto Peureulak | 0 | 0 | 0 |
| 11 Idi Rayeuk | PKM Idi Rayeuk | 0 | 0 | 0 |
| 12 Peudawa | PKM Peudawa | 0 | 0 | 0 |
| 13 Banda Alam | PKM Banda Alam | 0 | 0 | 0 |
| 14 Idi Tunong | PKM Idi Tunong | 0 | 0 | 0 |
| 15 Darul Ihsan | PKM Darul Ihsan | 0 | 0 | 0 |
| 16 Idi Timur | PKM Idi Timur | 0 | 0 | 0 |

Tabel 4.2.12 Lanjutan
Table Continued

| Kecamatan <i>Subdistrict</i> | Unit Kerja <i>Unit</i> | Dokter Umum(PTT) <i>Doctor</i> | Dokter Gigi (PTT) <i>Dentist</i> | Jumlah Total |
|------------------------------------|---------------------------|--------------------------------------|--|-----------------|
| (1) | (2) | (6) | (7) | (8) |
| 17 Darul Aman | PKM Darul Aman | 0 | 0 | 1 |
| 18 Nurussalam | PKM Nurussalam | 0 | 0 | 2 |
| 19 Darul Falah | PKM Darul Falah | 0 | 0 | 1 |
| 20 Julok | PKM Julok | 0 | 0 | 3 |
| 21 Indra Makmur | PKM Alue Ie Mirah | 2 | 1 | 3 |
| | PKM Perkebunan Inti | 1 | 0 | 3 |
| 22 Pante Bidari | PKM Matang Pudeng | 0 | 1 | 3 |
| | PKM Pante Bidari | 0 | 0 | 2 |
| 23 Simpang Ulim | PKM Simpang Ulim | 0 | 0 | 3 |
| 24 Madat | PKM Madat | 0 | 0 | 3 |
| Sub Jumlah I (Puskesmas) | | 3 | 2 | 63 |
| | RSUD dr. Zubir Mahmud | --- | --- | 19 |
| | RS Sultan Abdul Aziz Syah | 7 | 1 | 26 |
| | RS Graha Bunda | --- | --- | 0 |
| Sub Jumlah II (Rumah Sakit) | | 7 | 1 | 45 |
| | Dinas Kesehatan | 0 | 0 | 5 |
| Jumlah/Total 2017 | | 10 | 3 | 113 |
| Jumlah/Total 2016 | | 18 | 3 | 135 |

Sumber: Dinas Kesehatan Kabupaten Aceh Timur

Source: Health Office of Aceh Timur Regency

Tabel 4.2.13 Jumlah Tenaga Kesehatan Selain Dokter Menurut Kecamatan di Kabupaten Aceh Timur, 2017
Table *Number of Paramedics by Subdistrict in Aceh Timur Regency, 2017*

| Kecamatan Subdistrict | Unit Kerja Unit | Bidan* Midwife | Perawat Nurse | Farmasi Pharmacist | Ahli Gizi Nutricionist |
|--------------------------|---------------------|-------------------|------------------|-----------------------|---------------------------|
| (1) | (2) | (3) | (4) | (5) | (6) |
| 1 Serbajadi | PKM Lokop | 18 | 5 | 0 | 0 |
| 2 Simpang Jernih | PKM Simpang Jernih | 1 | 3 | 0 | 0 |
| 3 Peunaron | PKM Peunaron | 3 | 11 | 0 | 0 |
| 4 Birem Bayeun | PKM Birem Bayeun | 61 | 25 | 1 | 2 |
| 5 Rantau Selamat | PKM Rantau Selamat | 41 | 22 | 1 | 2 |
| 6 Sungai Raya | PKM Sungai Raya | 224 | 22 | 1 | 1 |
| 7 Peureulak | PKM Peureulak | 24 | 47 | 0 | 1 |
| 8 Peureulak Timur | PKM Peureulak Timur | 40 | 16 | 1 | 1 |
| 9 Peureulak Barat | PKM Peureulak Barat | 28 | 19 | 1 | 0 |
| 10 Ranto Peureulak | PKM Ranto Peureulak | 43 | 27 | 2 | 0 |
| 11 Idi Rayeuk | PKM Idi Rayeuk | 61 | 25 | 1 | 1 |
| 12 Peudawa | PKM Peudawa | 31 | 29 | 1 | 1 |
| 13 Banda Alam | PKM Banda Alam | 16 | 19 | 1 | 0 |
| 14 Idi Tunong | PKM Idi Tunong | 27 | 20 | 1 | 1 |
| 15 Darul Ihsan | PKM Darul Ihsan | 17 | 5 | 1 | 2 |
| 16 Idi Timur | PKM Idi Timur | 20 | 8 | 0 | 0 |

*] Termasuk Bidan PTT

Tabel 4.2.13 Lanjutan
Table Continued

| Kecamatan <i>Subdistrict</i> | Unit Kerja <i>Unit</i> | Bidan* <i>Midwife</i> | Perawat <i>Nurse</i> | Farmasi <i>Pharmacist</i> | Ahli Gizi <i>Nutricionist</i> | |
|---------------------------------|------------------------------------|--------------------------|-------------------------|------------------------------|----------------------------------|-----------|
| (1) | (2) | (3) | (4) | (5) | (6) | |
| 17 | Darul Aman | PKM Darul Aman | 58 | 33 | 2 | 1 |
| 18 | Nurussalam | PKM Nurussalam | 29 | 28 | 1 | 2 |
| 19 | Darul Falah | PKM Darul Falah | 22 | 15 | 0 | 0 |
| 20 | Julok | PKM Julok | 49 | 46 | 1 | 2 |
| 21 | Indra Makmur | PKM Alue Ie Mirah | 14 | 11 | 1 | 1 |
| | | PKM Perkebunan Inti | 8 | 7 | 0 | 0 |
| 22 | Pante Bidari | PKM Matang Pudeng | 17 | 21 | 1 | 2 |
| | | PKM Pante Bidari | 8 | 13 | 0 | 1 |
| 23 | Simpang Ulim | PKM Simpang Ulim | 39 | 25 | 2 | 2 |
| 24 | Madat | PKM Madat | 34 | 34 | 0 | 1 |
| | Sub Jumlah I (Puskesmas) | | 933 | 536 | 20 | 24 |
| | RSUD dr. Zubir Mahmud | | 81 | 98 | 16 | 4 |
| | RSU Sultan Abdul Aziz Syah | | 77 | 53 | 13 | 6 |
| | RS Graha Bunda | | 73 | 17 | 13 | 1 |
| | Sub Jumlah II (Rumah Sakit) | | 231 | 168 | 42 | 11 |
| | Dinas Kesehatan | | 6 | 4 | 7 | 1 |
| | Jumlah/Total 2017 | | 1170 | 708 | 69 | 36 |
| | Jumlah/Total 2016 | | 976 | 707 | 54 | 28 |

Sumber: Dinas Kesehatan Kabupaten Aceh Timur

Source: Health Office of Aceh Timur Regency

Tabel 4.2.14 Jumlah Sarana Kesehatan Dasar Menurut Kecamatan di Kabupaten Aceh Timur, 2017
Table Number of Primary Health Facilities by Subdistrict in Aceh Timur Regency, 2017

| Kecamatan Subdistrict | Praktek Dokter Umum | Praktek Dokter Gigi | Puskesmas | Pustu | |
|--------------------------|---------------------------|---------------------------|-----------|-----------|-------------|
| | (2) | (3) | | Aktif | Tidak Aktif |
| (1) | (2) | (3) | (4) | (5) | (6) |
| 1 Serbajadi | 0 | 0 | 1 | 2 | 0 |
| 2 Simpang Jernih | 0 | 0 | 1 | 1 | 0 |
| 3 Peunaron | 0 | 0 | 1 | 0 | 0 |
| 4 Birem Bayeun | 0 | 0 | 1 | 2 | 0 |
| 5 Rantau Selamat | 0 | 0 | 1 | 2 | 0 |
| 6 Sungai Raya | 2 | 0 | 1 | 1 | 0 |
| 7 Peureulak | 6 | 1 | 1 | 5 | 0 |
| 8 Peureulak Timur | 0 | 0 | 1 | 3 | 0 |
| 9 Peureulak Barat | 0 | 0 | 1 | 1 | 0 |
| 10 Ranto Peureulak | 1 | 0 | 1 | 4 | 0 |
| 11 Idi Rayeuk | 4 | 2 | 1 | 3 | 0 |
| 12 Peudawa | 0 | 0 | 1 | 1 | 0 |
| 13 Banda Alam | 0 | 0 | 1 | 2 | 0 |
| 14 Idi Tunong | 0 | 0 | 1 | 0 | 0 |
| 15 Darul Ihsan | 0 | 0 | 1 | 0 | 0 |
| 16 Idi Timur | 0 | 0 | 1 | 1 | 0 |
| 17 Darul Aman | 0 | 0 | 1 | 5 | 0 |
| 18 Nurussalam | 1 | 0 | 1 | 4 | 0 |
| 19 Darul Falah | 0 | 0 | 1 | 0 | 0 |
| 20 Julok | 0 | 0 | 1 | 5 | 0 |
| 21 Indra Makmur | 0 | 0 | 2 | 7 | 0 |
| 22 Pante Bidari | 2 | 0 | 2 | 2 | 0 |
| 23 Simpang Ulim | 0 | 0 | 1 | 3 | 0 |
| 24 Madat | 0 | 0 | 1 | 3 | 0 |
| 2017 | 16 | 3 | 26 | 57 | 0 |
| 2016 | 29 | 5 | 27 | 69 | 0 |
| 2015 | --- | --- | 27 | 69 | 0 |

Sumber: Dinas Kesehatan Kabupaten Aceh Timur

Source: Health Office of Aceh Timur Regency

* 1 unit belum terakreditasi

Tabel 4.2.14 **Lanjutan**
Table 4.2.14 **Continued**

| Kecamatan <i>Subdistrict</i> | Puskesmas Keliling | Praktek Bidan | Poskesdes | | Toko Obat | Apotik |
|---------------------------------|-----------------------|------------------|------------|----------------|--------------|------------|
| | | | Aktif | Tidak Aktif | | |
| (1) | (7) | (8) | (9) | (10) | (11) | (12) |
| 1 Serbajadi | 1 | --- | 4 | 0 | 0 | 0 |
| 2 Simpang Jernih | 1 | --- | 6 | 0 | 0 | 0 |
| 3 Peunaron | 1 | --- | 7 | 0 | 1 | 0 |
| 4 Birem Bayeun | 2 | --- | 15 | 0 | 1 | 0 |
| 5 Rantau Selamat | 2 | --- | 9 | 0 | 1 | 0 |
| 6 Sungai Raya | 2 | --- | 5 | 0 | 2 | 0 |
| 7 Peureulak | 2 | --- | 11 | 0 | 6 | 8 |
| 8 Peureulak Timur | 1 | --- | 4 | 0 | 0 | 0 |
| 9 Peureulak Barat | 1 | --- | 12 | 0 | 1 | 0 |
| 10 Ranto Peureulak | 1 | --- | 9 | 0 | 2 | 1 |
| 11 Idi Rayeuk | 1 | --- | 10 | 0 | 6 | 8 |
| 12 Peudawa | 1 | --- | 11 | 0 | 2 | 0 |
| 13 Banda Alam | 2 | --- | 7 | 0 | 0 | 0 |
| 14 Idi Tunong | 1 | --- | 10 | 0 | 0 | 0 |
| 15 Darul Ihsan | 1 | --- | 6 | 0 | 0 | 0 |
| 16 Idi Timur | 1 | --- | 4 | 0 | 0 | 0 |
| 17 Darul Aman | 2 | --- | 5 | 0 | 7 | 0 |
| 18 Nurussalam | 1 | --- | 8 | 0 | 2 | 0 |
| 19 Darul Falah | 1 | --- | 7 | 0 | 0 | 0 |
| 20 Julok | 2 | --- | 18 | 0 | 4 | 2 |
| 21 Indra Makmur | 1 | --- | 5 | 0 | 1 | 0 |
| 22 Pante Bidari | 2 | --- | 12 | 0 | 5 | 3 |
| 23 Simpang Ulim | 2 | --- | 12 | 0 | 5 | 0 |
| 24 Madat | 2 | --- | 7 | 0 | 1 | 0 |
| 2017 | 34 | 0 | 204 | 0 | 47 | 22 |
| 2016 | 39 | 69 | 165 | 0 | 29 | 18 |
| 2015 | 0 | 0 | 165 | --- | 29 | --- |

Sumber: Dinas Kesehatan Kabupaten Aceh Timur

Source: Health Office of Aceh Timur Regency

Tabel 4.2.15 Jumlah Lokasi Posyandu, dan Kader Aktif Posyandu Menurut Kecamatan di Kabupaten Aceh Timur, 2017
Table *Number of Integrated Health Post, and The Officer by Subdistrict in Aceh Timur Regency, 2017*

| Kecamatan <i>Subdistrict</i> | Puskesmas | Posyandu | Jumlah Kader Aktif |
|---------------------------------|---------------------|------------|-----------------------|
| (1) | (2) | (3) | (4) |
| 1 Serbajadi | PKM Lokop | 20 | 60 |
| 2 Simpang Jernih | PKM Simpang Jernih | 8 | 40 |
| 3 Peunaron | PKM Peunaron | 19 | 95 |
| 4 Birem Bayeun | PKM Birem Bayeun | 42 | 210 |
| 5 Rantau Selamat | PKM Rantau Selamat | 21 | 105 |
| 6 Sungai Raya | PKM Sungai Raya | 24 | 120 |
| 7 Peureulak | PKM Peureulak | 31 | 150 |
| 8 Peureulak Timur | PKM Peureulak Timur | 20 | 100 |
| 9 Peureulak Barat | PKM Peureulak Barat | 28 | 97 |
| 10 Ranto Peureulak | PKM Ranto Peureulak | 29 | 145 |
| 11 Idi Rayeuk | PKM Idi Rayeuk | 43 | 215 |
| 12 Peudawa | PKM Peudawa | 19 | 90 |
| 13 Banda Alam | PKM Banda Alam | 16 | 54 |
| 14 Idi Tunong | PKM Idi Tunong | 27 | 131 |
| 15 Darul Ihsan | PKM Darul Ihsan | 17 | 82 |
| 16 Idi Timur | PKM Idi Timur | 13 | 65 |
| 17 Darul Aman | PKM Darul Aman | 45 | 225 |
| 18 Nurussalam | PKM Nurussalam | 32 | 155 |
| 19 Darul Falah | PKM Darul Falah | 11 | 55 |
| 20 Julok | PKM Julok | 37 | 185 |
| 21 Indra Makmur | PKM Alue Ie Mirah | 14 | 44 |
| | PKM Perkebunan Inti | 16 | 54 |
| 22 Pante Bidari | PKM Matang Pudeng | 26 | 130 |
| | PKM Pante Bidari | 26 | 50 |
| 23 Simpang Ulim | PKM Simpang Ulim | 26 | 130 |
| 24 Madat | PKM Madat | 33 | 120 |
| 2017 | | 643 | 2 907 |
| 2016 | | 666 | 2 544 |
| 2015 | | 642 | 2 391 |

Sumber: Dinas Kesehatan Kabupaten Aceh Timur

Source: Health Office of Aceh Timur Regency

Tabel 4.2.16 Kondisi Balita Menurut Kecamatan di Kabupaten Aceh Timur, 2017
Table *Condition of Baby by Subdistrict in Aceh Timur Regency, 2017*

| Kecamatan <i>Subdistrict</i> | Puskesmas <i>Public Health Care</i> | Jumlah Balita Ditimbang | Kondisi Balita | | |
|---------------------------------|--|----------------------------|----------------|--------------|-----------|
| | | | Gizi Kurang | Gizi Buruk | |
| (1) | (2) | (3) | (4) | (5) | |
| 1 | Serbajadi | PKM Lokop | 563 | 75 | 0 |
| 2 | Simpang Jernih | PKM Simpang Jernih | 286 | 74 | 0 |
| 3 | Peunaron | PKM Peunaron | 706 | 57 | 1 |
| 4 | Birem Bayeun | PKM Birem Bayeun | 1 989 | 59 | 0 |
| 5 | Rantau Selamat | PKM Rantau Selamat | 898 | 126 | 0 |
| 6 | Sungai Raya | PKM Sungai Raya | 1 112 | 91 | 0 |
| 7 | Peureulak | PKM Peureulak | 3 085 | 51 | 0 |
| 8 | Peureulak Timur | PKM Peureulak Timur | 1 385 | 309 | 1 |
| 9 | Peureulak Barat | PKM Peureulak Barat | 1 396 | 305 | 2 |
| 10 | Ranto Peureulak | PKM Ranto Peureulak | 2 553 | 205 | 1 |
| 11 | Idi Rayeuk | PKM Idi Rayeuk | 3 115 | 471 | 1 |
| 12 | Peudawa | PKM Peudawa | 630 | 103 | 0 |
| 13 | Banda Alam | PKM Banda Alam | 1 289 | 38 | 0 |
| 14 | Idi Tunong | PKM Idi Tunong | 813 | 231 | 0 |
| 15 | Darul Ihsan | PKM Darul Ihsan | 1 094 | 156 | 1 |
| 16 | Idi Timur | PKM Idi Timur | 1 653 | 159 | 0 |
| 17 | Darul Aman | PKM Darul Aman | 709 | 125 | 0 |
| 18 | Nurussalam | PKM Nurussalam | 305 | 170 | 0 |
| 19 | Darul Falah | PKM Darul Falah | 1 263 | 125 | 0 |
| 20 | Julok | PKM Julok | 2 166 | 216 | 1 |
| 21 | Indra Makmur | PKM Alue Ie Mirah | 905 | 75 | 0 |
| | | PKM Perkebunan Inti | 1 186 | 54 | 0 |
| 22 | Pante Bidari | PKM Matang Pudeng | 1 059 | 27 | 0 |
| | | PKM Pante Bidari | 521 | 292 | 0 |
| 23 | Simpang Ulim | PKM Simpang Ulim | 1 876 | 290 | 2 |
| 24 | Madat | PKM Madat | 2 184 | 36 | 0 |
| | 2017 | | 34 742 | 3 920 | 10 |
| | 2016 | | 36 356 | 7 162 | 20 |
| | 2015 | | 34 097 | 4 440 | 19 |

Sumber: Dinas Kesehatan Kabupaten Aceh Timur

Source: Health Office of Aceh Timur Regency

Tabel 4.2.17 Jumlah Bayi yang Diimunisasi Polio 3 Menurut Kecamatan di Kabupaten Aceh Timur, 2017
Table Number of Baby Which Have Been Immunize Polio 3 by Subdistrict in Aceh Timur Regency, 2017

| Kecamatan Subdistrict | Puskesmas Public Health Care | Bayi Sasaran Target Infant | Imunisasi Polio 3 | |
|--------------------------|---------------------------------|-------------------------------|-------------------|------------------|
| | | | Jumlah/ Total | Persentase/ % |
| (1) | (2) | (3) | (4) | (5) |
| 1 Serbajadi | PKM Lokop | 159 | 182 | 114.83 |
| 2 Simpang Jernih | PKM Simpang Jernih | 94 | 59 | 63.10 |
| 3 Peunaron | PKM Peunaron | 231 | 155 | 67.25 |
| 4 Birem Bayeun | PKM Birem Bayeun | 693 | 481 | 69.46 |
| 5 Rantau Selamat | PKM Rantau Selamat | 314 | 263 | 83.76 |
| 6 Sungai Raya | PKM Sungai Raya | 297 | 229 | 77.10 |
| 7 Peureulak | PKM Peureulak | 1 088 | 1 167 | 107.26 |
| 8 Peureulak Timur | PKM Peureulak Timur | 346 | 204 | 58.96 |
| 9 Peureulak Barat | PKM Peureulak Barat | 378 | 261 | 69.05 |
| 10 Ranto Peureulak | PKM Ranto Peureulak | 606 | 480 | 79.21 |
| 11 Idi Rayeuk | PKM Idi Rayeuk | 899 | 563 | 62.63 |
| 12 Peudawa | PKM Peudawa | 284 | 113 | 39.79 |
| 13 Banda Alam | PKM Banda Alam | 206 | 76 | 36.89 |
| 14 Idi Tunong | PKM Idi Tunong | 243 | 107 | 44.03 |
| 15 Darul Ihsan | PKM Darul Ihsan | 151 | 106 | 70.20 |
| 16 Idi Timur | PKM Idi Timur | 144 | 69 | 47.92 |
| 17 Darul Aman | PKM Darul Aman | 469 | 155 | 33.05 |
| 18 Nurussalam | PKM Nurussalam | 414 | 197 | 47.58 |
| 19 Darul Falah | PKM Darul Falah | 80 | 62 | 77.50 |
| 20 Julok | PKM Julok | 644 | 309 | 47.98 |
| 21 Indra Makmur | PKM Alue Ie Mirah | 242 | 107 | 44.21 |
| | PKM Perkebunan Inti | 190 | 102 | 53.68 |
| 22 Pante Bidari | PKM Matang Pudeng | 251 | 194 | 77.29 |
| | PKM Pante Bidari | 337 | 126 | 37.39 |
| 23 Simpang Ulim | PKM Simpang Ulim | 489 | 497 | 101.64 |
| 24 Madat | PKM Madat | 634 | 455 | 71.77 |
| 2017 | | 9 881 | 6 719 | 68.00 |
| 2016 | | 10 458 | 6 998 | 66.92 |
| 2015 | | 8 875 | 6 300 | 70.99 |

Sumber: Dinas Kesehatan Kabupaten Aceh Timur

Source: Health Office of Aceh Timur Regency

Jumlah Bayi yang Diimunisasi DPT 1 + HB 1 Menurut Kecamatan di Kabupaten Aceh Timur, 2017
Number of Baby Which Have Been Immunize DPT 1 + HB1 by Subdistrict in Aceh Timur Regency, 2017

| Kecamatan <i>Subdistrict</i> | Puskesmas <i>Public Health Care</i> | Bayi Sasaran <i>Target Infant</i> | Imunisasi DPT 1 + HB 1 | |
|---------------------------------|--|--------------------------------------|------------------------|---------------|
| | | | Jumlah/ Total | Persentase/ % |
| (1) | (2) | (3) | (4) | (5) |
| 1 Serbajadi | PKM Lokop | 159 | 140 | 88.33 |
| 2 Simpang Jernih | PKM Simpang Jernih | 94 | 61 | 65.24 |
| 3 Peunaron | PKM Peunaron | 231 | 153 | 66.38 |
| 4 Birem Bayeun | PKM Birem Bayeun | 693 | 525 | 75.81 |
| 5 Rantau Selamat | PKM Rantau Selamat | 314 | 234 | 74.52 |
| 6 Sungai Raya | PKM Sungai Raya | 297 | 233 | 78.45 |
| 7 Peureulak | PKM Peureulak | 1 088 | 1 027 | 94.39 |
| 8 Peureulak Timur | PKM Peureulak Timur | 346 | 208 | 60.12 |
| 9 Peureulak Barat | PKM Peureulak Barat | 378 | 198 | 52.38 |
| 10 Ranto Peureulak | PKM Ranto Peureulak | 606 | 448 | 73.93 |
| 11 Idi Rayeuk | PKM Idi Rayeuk | 899 | 543 | 60.40 |
| 12 Peudawa | PKM Peudawa | 284 | 93 | 32.75 |
| 13 Banda Alam | PKM Banda Alam | 206 | 80 | 38.83 |
| 14 Idi Tunong | PKM Idi Tunong | 243 | 93 | 38.27 |
| 15 Darul Ihsan | PKM Darul Ihsan | 151 | 99 | 65.56 |
| 16 Idi Timur | PKM Idi Timur | 144 | 89 | 61.81 |
| 17 Darul Aman | PKM Darul Aman | 469 | 144 | 30.70 |
| 18 Nurussalam | PKM Nurussalam | 414 | 178 | 43.00 |
| 19 Darul Falah | PKM Darul Falah | 80 | 68 | 85.00 |
| 20 Julok | PKM Julok | 644 | 331 | 51.40 |
| 21 Indra Makmur | PKM Alue Ie Mirah | 242 | 134 | 55.37 |
| | PKM Perkebunan Inti | 190 | 90 | 47.37 |
| 22 Pante Bidari | PKM Matang Pudeng | 251 | 191 | 76.10 |
| | PKM Pante Bidari | 337 | 105 | 31.16 |
| 23 Simpang Ulim | PKM Simpang Ulim | 489 | 508 | 103.89 |
| 24 Madat | PKM Madat | 634 | 408 | 64.35 |
| 2017 | | 9 881 | 6 381 | 64.58 |
| 2016 | | 10 458 | 6 466 | 61.83 |
| 2015 | | 8 875 | 6 305 | 71.04 |

Sumber: Dinas Kesehatan Kabupaten Aceh Timur

Source: Health Office of Aceh Timur Regency

Tabel 4.2.19 Jumlah Bayi yang Diimunisasi DPT 3 + HB 3 Menurut Kecamatan di Kabupaten Aceh Timur, 2017
Table Number of Baby Which Have Been Immunize DPT 3 + HB 3 by Subdistrict in Aceh Timur Regency, 2017

| Kecamatan Subdistrict | Puskesmas Public Health Care | Bayi Sasaran Target Infant | Imunisasi DPT 3 + HB 3 | | |
|--------------------------|---------------------------------|-------------------------------|------------------------|---------------|--------------|
| | | | Jumlah/ Total | Persentase/ % | |
| (1) | (2) | (3) | (4) | (5) | |
| 1 | Serbajadi | PKM Lokop | 159 | 127 | 80.13 |
| 2 | Simpang Jernih | PKM Simpang Jernih | 94 | 57 | 60.96 |
| 3 | Peunaron | PKM Peunaron | 231 | 165 | 71.58 |
| 4 | Birem Bayeun | PKM Birem Bayeun | 693 | 519 | 74.95 |
| 5 | Rantau Selamat | PKM Rantau Selamat | 314 | 265 | 84.39 |
| 6 | Sungai Raya | PKM Sungai Raya | 297 | 219 | 73.74 |
| 7 | Peureulak | PKM Peureulak | 1 088 | 980 | 90.07 |
| 8 | Peureulak Timur | PKM Peureulak Timur | 346 | 174 | 50.29 |
| 9 | Peureulak Barat | PKM Peureulak Barat | 378 | 195 | 51.59 |
| 10 | Ranto Peureulak | PKM Ranto Peureulak | 606 | 415 | 68.48 |
| 11 | Idi Rayeuk | PKM Idi Rayeuk | 899 | 470 | 52.28 |
| 12 | Peudawa | PKM Peudawa | 284 | 71 | 25.00 |
| 13 | Banda Alam | PKM Banda Alam | 206 | 49 | 23.79 |
| 14 | Idi Tunong | PKM Idi Tunong | 243 | 112 | 46.09 |
| 15 | Darul Ihsan | PKM Darul Ihsan | 151 | 58 | 38.41 |
| 16 | Idi Timur | PKM Idi Timur | 144 | 42 | 29.17 |
| 17 | Darul Aman | PKM Darul Aman | 469 | 124 | 26.44 |
| 18 | Nurussalam | PKM Nurussalam | 414 | 140 | 33.82 |
| 19 | Darul Falah | PKM Darul Falah | 80 | 62 | 77.50 |
| 20 | Julok | PKM Julok | 644 | 332 | 51.55 |
| 21 | Indra Makmur | PKM Alue le Mirah | 242 | 113 | 46.69 |
| | | PKM Perkebunan Inti | 190 | 101 | 53.16 |
| 22 | Pante Bidari | PKM Matang Pudeng | 251 | 159 | 63.35 |
| | | PKM Pante Bidari | 337 | 76 | 22.55 |
| 23 | Simpang Ulim | PKM Simpang Ulim | 489 | 478 | 97.75 |
| 24 | Madat | PKM Madat | 634 | 364 | 57.41 |
| | 2017 | | 9 881 | 5 867 | 59.38 |
| | 2016 | | 10 458 | 5 700 | 54.50 |
| | 2015 | | 8 875 | 5 565 | 62.70 |

Sumber: Dinas Kesehatan Kabupaten Aceh Timur

Source: Health Office of Aceh Timur Regency

Tabel 4.2.20 Jumlah Bayi yang Diimunisasi Campak Menurut Kecamatan di Kabupaten Aceh Timur, 2017
Table Number of Baby Which Have Been Immunize Measles by Subdistrict in Aceh Timur Regency, 2017

| Kecamatan Subdistrict | Puskesmas Public Health Care | Bayi Sasaran Target Infant | Imunisasi Campak | |
|--------------------------|---------------------------------|-------------------------------|------------------|---------------|
| | | | Jumlah/ Total | Persentase/ % |
| (1) | (2) | (3) | (4) | (5) |
| 1 Serbajadi | PKM Lokop | 159 | 83 | 52.37 |
| 2 Simpang Jernih | PKM Simpang Jernih | 94 | 57 | 60.96 |
| 3 Peunaron | PKM Peunaron | 231 | 154 | 66.81 |
| 4 Birem Bayeun | PKM Birem Bayeun | 693 | 427 | 61.66 |
| 5 Rantau Selamat | PKM Rantau Selamat | 314 | 220 | 70.06 |
| 6 Sungai Raya | PKM Sungai Raya | 297 | 244 | 82.15 |
| 7 Peureulak | PKM Peureulak | 1 088 | 993 | 91.27 |
| 8 Peureulak Timur | PKM Peureulak Timur | 346 | 182 | 52.60 |
| 9 Peureulak Barat | PKM Peureulak Barat | 378 | 233 | 61.64 |
| 10 Ranto Peureulak | PKM Ranto Peureulak | 606 | 420 | 69.31 |
| 11 Idi Rayeuk | PKM Idi Rayeuk | 899 | 480 | 53.39 |
| 12 Peudawa | PKM Peudawa | 284 | 73 | 25.70 |
| 13 Banda Alam | PKM Banda Alam | 206 | 58 | 28.16 |
| 14 Idi Tunong | PKM Idi Tunong | 243 | 168 | 69.14 |
| 15 Darul Ihsan | PKM Darul Ihsan | 151 | 65 | 43.05 |
| 16 Idi Timur | PKM Idi Timur | 144 | 91 | 63.19 |
| 17 Darul Aman | PKM Darul Aman | 469 | 166 | 35.39 |
| 18 Nurussalam | PKM Nurussalam | 414 | 157 | 37.92 |
| 19 Darul Falah | PKM Darul Falah | 80 | 64 | 80.00 |
| 20 Julok | PKM Julok | 644 | 323 | 50.16 |
| 21 Indra Makmur | PKM Alue Ie Mirah | 242 | 128 | 52.89 |
| | PKM Perkebunan Inti | 190 | 92 | 48.42 |
| 22 Pante Bidari | PKM Matang Pudeng | 251 | 158 | 62.95 |
| | PKM Pante Bidari | 337 | 83 | 24.63 |
| 23 Simpang Ulim | PKM Simpang Ulim | 489 | 468 | 95.71 |
| 24 Madat | PKM Madat | 634 | 364 | 57.41 |
| 2017 | | 9 881 | 5 951 | 60.23 |
| 2016 | | 10 458 | 6 305 | 60.29 |
| 2015 | | 8 875 | 5 850 | 65.92 |

Sumber: Dinas Kesehatan Kabupaten Aceh Timur

Source: Health Office of Aceh Timur Regency

Tabel 4.2.21 Jumlah Bayi yang Diimunisasi BCG Menurut Kecamatan di Kabupaten Aceh Timur, 2017
Table *Number of Baby Which Have Been Immunize BCG by Subdistrict in Aceh Timur Regency, 2017*

| Kecamatan <i>Subdistrict</i> | Puskesmas <i>Public Health Care</i> | Bayi Sasaran <i>Target Infant</i> | Imunisasi BCG | | |
|---------------------------------|--|--------------------------------------|---------------|---------------|--------------|
| | | | Jumlah/ Total | Persentase/ % | |
| (1) | (2) | (3) | (4) | (5) | |
| 1 | Serbajadi | PKM Lokop | 159 | 40 | 25.24 |
| 2 | Simpang Jernih | PKM Simpang Jernih | 94 | 26 | 27.81 |
| 3 | Peunaron | PKM Peunaron | 231 | 73 | 31.67 |
| 4 | Birem Bayeun | PKM Birem Bayeun | 693 | 239 | 34.51 |
| 5 | Rantau Selamat | PKM Rantau Selamat | 314 | 110 | 35.03 |
| 6 | Sungai Raya | PKM Sungai Raya | 297 | 113 | 38.05 |
| 7 | Peureulak | PKM Peureulak | 1 088 | 346 | 31.80 |
| 8 | Peureulak Timur | PKM Peureulak Timur | 346 | 110 | 31.79 |
| 9 | Peureulak Barat | PKM Peureulak Barat | 378 | 100 | 26.46 |
| 10 | Ranto Peureulak | PKM Ranto Peureulak | 606 | 230 | 37.95 |
| 11 | Idi Rayeuk | PKM Idi Rayeuk | 899 | 287 | 31.92 |
| 12 | Peudawa | PKM Peudawa | 284 | 54 | 19.01 |
| 13 | Banda Alam | PKM Banda Alam | 206 | 57 | 27.67 |
| 14 | Idi Tunong | PKM Idi Tunong | 243 | 50 | 20.58 |
| 15 | Darul Ihsan | PKM Darul Ihsan | 151 | 59 | 39.07 |
| 16 | Idi Timur | PKM Idi Timur | 144 | 21 | 14.58 |
| 17 | Darul Aman | PKM Darul Aman | 469 | 102 | 21.75 |
| 18 | Nurussalam | PKM Nurussalam | 414 | 109 | 26.33 |
| 19 | Darul Falah | PKM Darul Falah | 80 | 32 | 40.00 |
| 20 | Julok | PKM Julok | 644 | 170 | 26.40 |
| 21 | Indra Makmur | PKM Alue Ie Mirah | 242 | 86 | 35.54 |
| | | PKM Perkebunan Inti | 190 | 45 | 23.68 |
| 22 | Pante Bidari | PKM Matang Pudeng | 251 | 97 | 38.65 |
| | | PKM Pante Bidari | 337 | 63 | 18.69 |
| 23 | Simpang Ulim | PKM Simpang Ulim | 489 | 196 | 40.08 |
| 24 | Madat | PKM Madat | 634 | 208 | 32.81 |
| 2017 | | | 9 881 | 3 023 | 30.59 |
| 2016 | | | 10 458 | 6 377 | 60.98 |
| 2015 | | | 8 875 | 6 421 | 72.35 |

Sumber: Dinas Kesehatan Kabupaten Aceh Timur

Source: Health Office of Aceh Timur Regency

Tabel 4.2.22 Jumlah Pasangan Usia Subur dan Pengguna KB Menurut Kecamatan di Kabupaten Aceh Timur, 2017
Table *Number of Fertile Age Couples and Contraceptive Device Users, 2017*

| Kecamatan <i>Subdistrict</i> | Pasangan Usia Subur (PUS) | Peserta Keluarga Berencana (KB) | Bina Keluarga Balita | Bina Keluarga Remaja | Bina Keluarga Lansia |
|---------------------------------|------------------------------|------------------------------------|----------------------------|----------------------------|-------------------------|
| (1) | (2) | (3) | (4) | (5) | (6) |
| 1 Serbajadi | 1 410 | 1 159 | 13 | 8 | 3 |
| 2 Simpang Jernih | 1 381 | 597 | 8 | 4 | 4 |
| 3 Peunaron | 4 929 | 4 456 | 4 | 4 | 5 |
| 4 Birem Bayeun | 4 819 | 3 403 | 26 | 25 | 25 |
| 5 Rantau Selamat | 1 946 | 1 331 | 10 | 8 | 8 |
| 6 Sungai Raya | 1 412 | 1 603 | 13 | 6 | 6 |
| 7 Peureulak | 6 292 | 4 460 | 35 | 12 | 5 |
| 8 Peureulak Timur | 1 939 | 1 336 | 20 | 2 | 2 |
| 9 Peureulak Barat | 2 102 | 1 525 | 15 | 8 | 4 |
| 10 Ranto Peureulak | 2 955 | 2 293 | 25 | 5 | 4 |
| 11 Idi Rayeuk | 7 146 | 5 246 | 35 | 13 | 7 |
| 12 Peudawa | 1 692 | 1 055 | 17 | 17 | 17 |
| 13 Banda Alam | 1 613 | 1 089 | 16 | 16 | 16 |
| 14 Idi Tunong | 1 684 | 1 131 | 25 | 3 | 5 |
| 15 Darul Ihsan | 1 279 | 753 | 16 | 10 | 10 |
| 16 Idi Timur | 1 153 | 813 | 13 | 13 | 2 |
| 17 Darul Aman | 4 488 | 3 661 | 45 | 8 | 4 |
| 18 Nurussalam | 3 100 | 2 039 | 31 | 16 | 4 |
| 19 Darul Falah | 548 | 406 | 11 | 10 | 2 |
| 20 Julok | 7 274 | 5 281 | 37 | 7 | 7 |
| 21 Indra Makmur | 2 384 | 1 592 | 13 | 6 | 4 |
| 22 Pante Bidari | 7 670 | 5 582 | 23 | 7 | 5 |
| 23 Simpang Ulim | 3 991 | 2 741 | 23 | 5 | 5 |
| 24 Madat | 3 923 | 2 784 | 26 | 10 | 8 |
| 2017 | 77 130 | 56 336 | 500 | 223 | 162 |
| 2016 | --- | --- | --- | --- | --- |
| 2015 | --- | --- | --- | --- | --- |

Sumber: Dinas Pemberdayaan Perempuan, Perlindungan Anak dan Keluarga Kabupaten Aceh Timur

Source: Department of Women Empowerment, Child and Family Protection of Aceh Timur Regency

4.3 AGAMA/RELIGION

Tabel 4.3.1 Jumlah Tempat Peribadatan Menurut Kecamatan di Kabupaten Aceh Timur, 2017
Table *Number of Worship Facilities by Subdistrict in Aceh Timur Regency, 2017*

| Kecamatan <i>Subdistrict</i> | Masjid <i>Mosque</i> | Meunasah <i>Meunasah</i> | Mushola <i>Mushola</i> | Gereja <i>Church</i> | Pura <i>Temple</i> | Vihara <i>Vihara</i> |
|---------------------------------|-------------------------|-----------------------------|---------------------------|-------------------------|-----------------------|-------------------------|
| (1) | (2) | (3) | (4) | (5) | (6) | (7) |
| 1 Serbajadi | 14 | 23 | --- | 0 | 0 | 0 |
| 2 Simpang Jernih | 9 | 8 | --- | 0 | 0 | 0 |
| 3 Peunaron | 16 | --- | --- | 0 | 0 | 0 |
| 4 Birem Bayeun | 31 | 64 | --- | 0 | 0 | 0 |
| 5 Rantau Selamat | 13 | 14 | --- | 0 | 0 | 0 |
| 6 Sungai Raya | 11 | 13 | --- | 0 | 0 | 0 |
| 7 Peureulak | 34 | 38 | --- | 0 | 0 | 0 |
| 8 Peureulak Timur | 15 | 20 | --- | 0 | 0 | 0 |
| 9 Peureulak Barat | 13 | 15 | 10 | 0 | 0 | 0 |
| 10 Ranto Peureulak | 28 | 31 | 6 | 0 | 0 | 0 |
| 11 Idi Rayeuk | 15 | 35 | 14 | 0 | 0 | 1 |
| 12 Peudawa | 8 | 11 | --- | 0 | 0 | 0 |
| 13 Banda Alam | 8 | 16 | 3 | 0 | 0 | 0 |
| 14 Idi Tunong | 7 | 25 | --- | 0 | 0 | 0 |
| 15 Darul Ihsan | 6 | 12 | --- | 0 | 0 | 0 |
| 16 Idi Timur | 3 | 13 | 1 | 0 | 0 | 0 |
| 17 Darul Aman | 14 | 45 | 11 | 0 | 0 | 0 |
| 18 Nurussalam | 12 | 42 | 4 | 0 | 0 | 0 |
| 19 Darul Falah | 3 | --- | --- | 0 | 0 | 0 |
| 20 Julok | 23 | 37 | 6 | 0 | 0 | 0 |
| 21 Indra Makmur | 27 | 5 | --- | 0 | 0 | 0 |
| 22 Pante Bidari | 20 | 23 | --- | 0 | 0 | 0 |
| 23 Simpang Ulim | 15 | 64 | --- | 0 | 0 | 0 |
| 24 Madat | 16 | 26 | 3 | 0 | 0 | 0 |
| 2017 | 361 | 580 | 58 | 0 | 0 | 1 |
| 2016 | 370 | 568 | 58 | 0 | 0 | 1 |
| 2015 | 341 | 569 | 58 | 0 | 0 | 1 |

Sumber: Kantor Kementerian Agama Kabupaten Aceh Timur

Source: *Ministry of Religious Affair of Aceh Timur Regency*

Tabel 4.3.2 **Jumlah Fungsionaris Agama Islam Menurut Kecamatan di Kabupaten Aceh Timur, 2017**
Table 4.3.2 **Number of Worship Facilities by Subdistrict in Aceh Timur Regency, 2017**

| Kecamatan Subdistrict | Ulama | Mubaligh |
|--------------------------|------------|------------|
| (1) | (2) | (3) |
| 1 Serbajadi | 2 | 1 |
| 2 Simpang Jernih | 1 | 1 |
| 3 Peunaron | 2 | 1 |
| 4 Birem Bayeun | 3 | 2 |
| 5 Rantau Selamat | 3 | 1 |
| 6 Sungai Raya | 3 | 0 |
| 7 Peureulak | 10 | 3 |
| 8 Peureulak Timur | 6 | 3 |
| 9 Peureulak Barat | 5 | 2 |
| 10 Ranto Peureulak | 5 | 0 |
| 11 Idi Rayeuk | 3 | 2 |
| 12 Peudawa | 4 | 0 |
| 13 Banda Alam | 3 | 0 |
| 14 Idi Tunong | 3 | 0 |
| 15 Darul Ihsan | 3 | 1 |
| 16 Idi Timur | 3 | 0 |
| 17 Darul Aman | 4 | 1 |
| 18 Nurussalam | 6 | 0 |
| 19 Darul Falah | 3 | 0 |
| 20 Julok | 5 | 1 |
| 21 Indra Makmur | 3 | 0 |
| 22 Pante Bidari | 4 | 0 |
| 23 Simpang Ulim | 3 | 0 |
| 24 Madat | 3 | 1 |
| 2017 | 90 | 20 |
| 2016 | 24 | 24 |
| 2015 | --- | --- |

Sumber: Kantor Kementerian Agama Kabupaten Aceh Timur

Source: Ministry of Religious Affair of Aceh Timur Regency

Tabel 4.3.2 **Lanjutan**
Table 4.3.2 **Continued**

| Kecamatan Subdistrict | Bilal | Imam Gampong/ Meunasah | Imam Masjid | Khatib |
|--------------------------|------------|------------------------------|-------------|------------|
| (1) | (4) | (4) | (4) | (4) |
| 1 Serbajadi | 10 | 15 | 10 | 10 |
| 2 Simpang Jernih | 9 | 8 | 9 | 9 |
| 3 Peunaron | 17 | 5 | 17 | 17 |
| 4 Birem Bayeun | 32 | 27 | 32 | 32 |
| 5 Rantau Selamat | 14 | 14 | 14 | 14 |
| 6 Sungai Raya | 11 | 13 | 11 | 10 |
| 7 Peureulak | 31 | 38 | 31 | 30 |
| 8 Peureulak Timur | 15 | 20 | 15 | 15 |
| 9 Peureulak Barat | 12 | 15 | 12 | 12 |
| 10 Ranto Peureulak | 27 | 23 | 37 | 27 |
| 11 Idi Rayeuk | 14 | 35 | 14 | 14 |
| 12 Peudawa | 9 | 17 | 9 | 9 |
| 13 Banda Alam | 8 | 14 | 8 | 8 |
| 14 Idi Tunong | 6 | 25 | 6 | 6 |
| 15 Darul Ihsan | 6 | 15 | 6 | 6 |
| 16 Idi Timur | 3 | 3 | 3 | 3 |
| 17 Darul Aman | 14 | 45 | 14 | 14 |
| 18 Nurussalam | 12 | 31 | 12 | 12 |
| 19 Darul Falah | 3 | 11 | 3 | 3 |
| 20 Julok | 27 | 37 | 27 | 27 |
| 21 Indra Makmur | 33 | 13 | 33 | 33 |
| 22 Pante Bidari | 19 | 25 | 19 | 19 |
| 23 Simpang Ulim | 17 | 23 | 17 | 17 |
| 24 Madat | 17 | 26 | 17 | 17 |
| 25 Masjid Agung | 4 | 5* | 1 | 5** |
| 2017*** | 366 | 498 | 376 | 364 |

*) Imam Rawatib

**) Muazzin

***) Jumlah tidak termasuk fungsionaris pada Masjid Agung

Sumber: Dinas Syari'at Islam Kabupaten Aceh Timur

Source: The Office of Islamic Sharia

Tabel 4.3.3 Jumlah Jamaah Haji yang Diberangkatkan Menurut Kecamatan di Kabupaten Aceh Timur, 2017
Table *Number of Departured Moslem Pilgrims by Subdistrict in Aceh Timur Regency, 2017*

| Kecamatan Subdistrict | Laki-Laki Male | Perempuan Female | Jumlah Total |
|--------------------------|-------------------|---------------------|-----------------|
| (1) | (2) | (3) | (4) |
| 1 Serbajadi | 2 | 2 | 4 |
| 2 Simpang Jernih | 0 | 0 | 0 |
| 3 Peunaron | 0 | 0 | 0 |
| 4 Birem Bayeun | 3 | 1 | 4 |
| 5 Rantau Selamat | 0 | 1 | 1 |
| 6 Sungai Raya | 1 | 2 | 3 |
| 7 Peureulak | 19 | 21 | 40 |
| 8 Peureulak Timur | 1 | 0 | 1 |
| 9 Peureulak Barat | 3 | 4 | 7 |
| 10 Ranto Peureulak | 3 | 5 | 8 |
| 11 Idi Rayeuk | 15 | 26 | 41 |
| 12 Peudawa | 5 | 5 | 10 |
| 13 Banda Alam | 1 | 0 | 1 |
| 14 Idi Tunong | 3 | 2 | 5 |
| 15 Darul Ihsan | 0 | 0 | 0 |
| 16 Idi Timur | 0 | 1 | 1 |
| 17 Darul Aman | 11 | 19 | 30 |
| 18 Nurussalam | 2 | 5 | 7 |
| 19 Darul Falah | 0 | 0 | 0 |
| 20 Julok | 13 | 22 | 35 |
| 21 Indra Makmur | 1 | 2 | 3 |
| 22 Pante Bidari | 5 | 6 | 11 |
| 23 Simpang Ulim | 9 | 13 | 22 |
| 24 Madat | 1 | 3 | 4 |
| 2017 | 98 | 140 | 238 |
| 2016 | 54 | 75 | 129 |
| 2015 | 46 | 80 | 126 |

Sumber: Kantor Kementerian Agama Kabupaten Aceh Timur

Source: Ministry of Religious Affair of Aceh Timur Regency

Tabel 4.3.4 Jumlah Tanah Waqaf Menurut Kecamatan di Kabupaten Aceh Timur, 2017
Table Number of Waqaf lands by Sub District in Aceh Timur Regency, 2017

| Kecamatan Subdistrict | Jumlah Lokasi | Bersertifikat at | AIW/APAIW | | Luas Keseluruhan (m ²) |
|--------------------------|------------------|---------------------|------------|----------|---------------------------------------|
| | | | Sudah | Belum | |
| (1) | (2) | (3) | (4) | (5) | (6) |
| 1 Serbajadi | 18 | 8 | 10 | --- | 120 194 |
| 2 Simpang Jernih | 4 | 0 | 4 | --- | 4 840 |
| 3 Peunaron | 15 | 2 | 13 | --- | 63 471 |
| 4 Birem Bayeun | 79 | 60 | 19 | --- | 528 324 |
| 5 Rantau Selamat | 19 | 11 | 8 | --- | 2 085 207 |
| 6 Sungai Raya | 16 | 6 | 10 | --- | 21 198 |
| 7 Peureulak | 154 | 76 | 78 | --- | 5 205 028 |
| 8 Peureulak Timur | 45 | 17 | 28 | --- | 1 089 041 |
| 9 Peureulak Barat | 100 | 50 | 50 | --- | 30 419 408 |
| 10 Ranto Peureulak | 31 | 19 | 12 | --- | 18 788 728 |
| 11 Idi Rayeuk | 125 | 60 | 65 | --- | 350 873 |
| 12 Peudawa | 49 | 25 | 24 | --- | 125 236 |
| 13 Banda Alam | 27 | 21 | 6 | --- | 58 790 |
| 14 Idi Tunong | 41 | 33 | 8 | --- | 19 029 709 |
| 15 Darul Ihsan | 27 | 26 | 1 | --- | 51 487 |
| 16 Idi Timur | 14 | 14 | 0 | --- | 29 148 |
| 17 Darul Aman | 106 | 85 | 21 | --- | 739 481 |
| 18 Nurussalam | 205 | 86 | 119 | --- | 87 968 697 |
| 19 Darul Falah | 0 | 0 | 0 | --- | 0 |
| 20 Julok | 70 | 50 | 20 | --- | 62 176 665 |
| 21 Indra Makmur | 1 | 0 | 1 | --- | 5 162 |
| 22 Pante Bidari | 173 | 113 | 60 | --- | 64 374 498 |
| 23 Simpang Ulim | 219 | 156 | 63 | --- | 12 991 751 |
| 24 Madat | 47 | 38 | 9 | --- | 134 013 725 |
| 2017 | 1585 | 956 | 629 | 0 | 440 240 661 |
| 2016 | 1600 | 956 | 644 | 0 | 440 447 195 |
| 2015 | 1316 | 801 | 519 | 0 | 37 811 595 770 |

Sumber: Kantor Kementerian Agama Kabupaten Aceh Timur

Source: Ministry of Religious Affair of Aceh Timur Regency

Tabel 4.3.5 Jumlah Pernikahan Pertama di Kabupaten Aceh Timur, 2017
Table Number of First Marriage in Aceh Timur Regency, 2017

| Kecamatan Subdistrict | Bulan/ Month | | | | | |
|--------------------------|--------------|------------|------------|------------|------------|------------|
| | Jan | Feb | Mar | Apr | Mei | Jun |
| (1) | (2) | (3) | (4) | (5) | (6) | (7) |
| 1 Serbajadi | 8 | 4 | 7 | 4 | 5 | 0 |
| 2 Simpang Jernih | 2 | 1 | 5 | 5 | 1 | 0 |
| 3 Peunaron | 14 | 6 | 4 | 6 | 2 | 3 |
| 4 Birem Bayeun | 29 | 21 | 24 | 26 | 14 | 2 |
| 5 Rantau Selamat | 4 | 3 | 13 | 13 | 9 | 1 |
| 6 Sungai Raya | 7 | 6 | 10 | 22 | 7 | 0 |
| 7 Peureulak | 25 | 32 | 36 | 40 | 38 | 4 |
| 8 Peureulak Timur | 7 | 14 | 10 | 13 | 17 | 0 |
| 9 Peureulak Barat | 3 | 10 | 8 | 19 | 11 | 2 |
| 10 Ranto Peureulak | 11 | 17 | 15 | 28 | 27 | 2 |
| 11 Idi Rayeuk | 19 | 22 | 36 | 41 | 34 | 2 |
| 12 Peudawa | 5 | 10 | 16 | 14 | 10 | 1 |
| 13 Banda Alam | 8 | 6 | 14 | 10 | 8 | 0 |
| 14 Idi Tunong | 5 | 7 | 8 | 13 | 8 | 0 |
| 15 Darul Ihsan | 4 | 7 | 8 | 6 | 13 | 0 |
| 16 Idi Timur | 2 | 2 | 2 | 8 | 6 | 0 |
| 17 Darul Aman | 8 | 10 | 20 | 25 | 11 | 6 |
| 18 Nurussalam | 6 | 10 | 15 | 32 | 18 | 3 |
| 19 Darul Falah | 0 | 0 | 0 | 0 | 0 | 0 |
| 20 Julok | 9 | 6 | 15 | 25 | 12 | 1 |
| 21 Indra Makmur | 8 | 8 | 10 | 8 | 10 | 0 |
| 22 Pante Bidari | 9 | 14 | 29 | 32 | 17 | 9 |
| 23 Simpang Ulim | 12 | 13 | 21 | 34 | 9 | 1 |
| 24 Madat | 14 | 18 | 25 | 33 | 12 | 0 |
| 2017 | 219 | 247 | 351 | 457 | 299 | 37 |
| 2016 | 243 | 285 | 329 | 382 | 371 | 49 |
| 2015 | 184 | 193 | 302 | 369 | 419 | 171 |

Sumber: Kantor Kementerian Agama Kabupaten Aceh Timur

Source: Ministry of Religious Affair of Aceh Timur Regency

Tabel 4.3.5 Lanjutan
Table Continued

| Kecamatan Subdistrict | Bulan/ Month | | | | | | Jumlah/ Total |
|--------------------------|--------------|------------|------------|------------|------------|------------|------------------|
| | Jul | Ags | Sep | Okt | Nov | Des | |
| (1) | (2) | (3) | (4) | (5) | (6) | (7) | (8) |
| 1 Serbajadi | 9 | 3 | 6 | 3 | 13 | 3 | 65 |
| 2 Simpang Jernih | 4 | 0 | 3 | 0 | 3 | 1 | 25 |
| 3 Peunaron | 7 | 6 | 11 | 5 | 5 | 1 | 70 |
| 4 Birem Bayeun | 28 | 17 | 40 | 11 | 19 | 26 | 257 |
| 5 Rantau Selamat | 15 | 6 | 12 | 8 | 6 | 10 | 100 |
| 6 Sungai Raya | 21 | 8 | 15 | 9 | 12 | 14 | 131 |
| 7 Peureulak | 72 | 26 | 47 | 28 | 29 | 20 | 397 |
| 8 Peureulak Timur | 29 | 9 | 15 | 14 | 18 | 7 | 153 |
| 9 Peureulak Barat | 36 | 6 | 18 | 13 | 19 | 14 | 159 |
| 10 Ranto Peureulak | 28 | 12 | 26 | 16 | 16 | 13 | 211 |
| 11 Idi Rayeuk | 55 | 32 | 56 | 34 | 26 | 29 | 386 |
| 12 Peudawa | 20 | 5 | 11 | 9 | 1 | 4 | 106 |
| 13 Banda Alam | 9 | 4 | 6 | 7 | 9 | 2 | 83 |
| 14 Idi Tunong | 16 | 7 | 8 | 14 | 9 | 9 | 104 |
| 15 Darul Ihsan | 14 | 5 | 4 | 9 | 7 | 2 | 79 |
| 16 Idi Timur | 7 | 4 | 5 | 5 | 5 | 1 | 47 |
| 17 Darul Aman | 32 | 8 | 34 | 22 | 16 | 3 | 195 |
| 18 Nurussalam | 34 | 11 | 32 | 24 | 14 | 7 | 206 |
| 19 Darul Falah | 0 | 0 | 0 | 0 | 0 | 0 | 0 |
| 20 Julok | 38 | 9 | 31 | 27 | 35 | 8 | 216 |
| 21 Indra Makmur | 18 | 16 | 8 | 12 | 15 | 9 | 122 |
| 22 Pante Bidari | 25 | 10 | 42 | 22 | 29 | 7 | 245 |
| 23 Simpang Ulim | 31 | 10 | 33 | 15 | 25 | 10 | 214 |
| 24 Madat | 35 | 16 | 41 | 24 | 31 | 5 | 254 |
| 2017 | 583 | 230 | 504 | 331 | 362 | 205 | 3825 |
| 2016 | 444 | 149 | 465 | 258 | 292 | 145 | 3412 |
| 2015 | 260 | 326 | 217 | 408 | 279 | 206 | 3334 |

Sumber: Kantor Kementerian Agama Kabupaten Aceh Timur

Source: Ministry of Religious Affair of Aceh Timur Regency

Tabel 4.3.6 **Aset Badan Kemakmuran masjid (BKM) di Kabupaten Aceh Timur, 2016***
Table **Asset of Moslem Prosperity Agency in Aceh Timur Regency, 2016***

| Kecamatan Subdistrict | Desa Village | Sumber Aset Source of Asset | Jenis Aset Type of Asset |
|--------------------------|------------------|--------------------------------|-----------------------------|
| (1) | (2) | (3) | (4) |
| 1 Ranto Selamat | Bayeun | Lainnya | Kelapa Sawit |
| | Alue Seuleumak | Wakaf | Kelapa Sawit |
| | Alue Punti | Wakaf | Kelapa Sawit + Pinang |
| | Alue Tuwi | Wakaf | Kelapa Sawit |
| | Damar Siput | Hibah | Coklat + Sawit |
| | Simpang Aneuh | Wakaf | Coklat +Sawit |
| | Simpang Peut | Wakaf | Kelapa |
| 2 Nurussalam | Matang Seuleumak | Wakaf | Tanah Sawah |

*) Data tahun 2017 tidak tersedia

Sumber: Kantor Kementerian Agama Kabupaten Aceh Timur

Source: Ministry of Religious Affair of Aceh Timur Regency

4.4 KRIMINALITAS/CRIME

Tabel 4.4.1 Jumlah Tindak Pidana Menurut Kepolisian Sektor di Kabupaten Aceh Timur, 2015–2017
Table *Number of Reported Criminal Cases by Subdistrict Police Office in Aceh Timur Regency, 2015–2017*

| Kepolisian Sektor Subdistrict Police Office | | 2015 | 2016 | 2017 |
|--|---------------------------|------------|------------|------------|
| (1) | | (2) | (3) | (4) |
| 1 | Serbajadi ⁽¹⁾ | 14 | 15 | 13 |
| 2 | Simpang Jernih | 2 | 1 | 2 |
| 3 | Birem Bayeun* | --- | --- | --- |
| 4 | Rantau Selamat* | --- | --- | --- |
| 5 | Sungai Raya* | --- | --- | --- |
| 6 | Peureulak | 67 | 40 | 19 |
| 7 | Peureulak Timur | 13 | 4 | 4 |
| 8 | Peureulak Barat | 13 | 6 | 5 |
| 9 | Ranto Peureulak | 37 | 15 | 13 |
| 10 | Idi Rayeuk ⁽²⁾ | 121 | 88 | 76 |
| 11 | Peudawa | 19 | 11 | 1 |
| 12 | Banda Alam | 14 | 10 | 3 |
| 13 | Idi Tunong | 15 | 8 | 14 |
| 14 | Darul Ihsan | 10 | 11 | 9 |
| 15 | Darul Aman | 21 | 20 | 5 |
| 16 | Nurussalam ⁽³⁾ | 30 | 30 | 27 |
| 17 | Julok | 22 | 22 | 21 |
| 18 | Indra Makmur | 15 | 18 | 19 |
| 19 | Pante Bidari | 37 | 41 | 15 |
| 20 | Simpang Ulim | 18 | 34 | 19 |
| 21 | Madat | 41 | 42 | 26 |
| 22 | Polres Aceh Timur | 210 | 213 | 207 |
| Aceh Timur | | 719 | 629 | 498 |

Sumber: Polres Aceh Timur

Source: Aceh Timur Police Office

*) Data kecamatan tersebut masih dengan Polres Langsa

1) Data kecamatan Peunaron masih tergabung dengan Polsek Serbajadi

2) Data kecamatan Idi Timur masih tergabung dengan Polsek Idi Rayeuk

3) Data kecamatan Darul Falah masih tergabung dengan Polsek Nurussalam

Persentase Penyelesaian Tindak Pidana Menurut Kepolisian Resort di Kabupaten Aceh Timur, 2015–2017
Table 4.4.2 Percentage of Crime Clearance Rate by District Police Office in Aceh Timur Regency, 2015–2017

| Kepolisian Resort District Police Office | | 2015 | 2016 | 2017 |
|---|---------------------------|--------------|--------------|--------------|
| (1) | | (2) | (3) | (4) |
| 1 | Serbajadi ⁽¹⁾ | 64.28 | 93.33 | 69.23 |
| 2 | Simpang Jernih | 100.00 | 0.00 | 50.00 |
| 4 | Birem Bayeun* | --- | --- | --- |
| 5 | Rantau Selamat* | --- | --- | --- |
| 6 | Sungai Raya* | --- | --- | --- |
| 7 | Peureulak | 70.14 | 70.00 | 68.42 |
| 8 | Peureulak Timur | 100.00 | 100.00 | 75.00 |
| 9 | Peureulak Barat | 92.31 | 83.33 | 80.00 |
| 10 | Ranto Peureulak | 73.00 | 66.67 | 69.23 |
| 11 | Idi Rayeuk ⁽²⁾ | 59.50 | 56.82 | 76.00 |
| 12 | Peudawa | 89.50 | 72.73 | 100.00 |
| 13 | Banda Alam | 53.85 | 60.00 | 100.00 |
| 14 | Idi Tunong | 73.33 | 50.00 | 57.14 |
| 15 | Darul Ihsan | 80.00 | 90.91 | 78.00 |
| 17 | Darul Aman | 71.50 | 60.00 | 40.00 |
| 18 | Nurussalam ⁽³⁾ | 48.28 | 83.33 | 92.59 |
| 20 | Julok | 72.80 | 77.27 | 81.00 |
| 21 | Indra Makmur | 86.70 | 72.22 | 65.00 |
| 22 | Pante Bidari | 78.37 | 75.61 | 47.00 |
| 23 | Simpang Ulim | 89.00 | 73.53 | 74.00 |
| 24 | Madat | 88.00 | 83.30 | 73.00 |
| 25 | Polres Aceh Timur | 85.71 | 73.65 | 77.00 |
| Aceh Timur | | 77.70 | 70.67 | 79.51 |

Sumber: Polres Kabupaten Aceh Timur
 Source: Aceh Timur Police Office

*) Data kecamatan tersebut masih dengan Polres Langsa

1) Data kecamatan Peunaron masih tergabung dengan Polsek Serbajadi

2) Data kecamatan Idi Timur masih tergabung dengan Polsek Idi Rayeuk

3) Data kecamatan Darul Falah masih tergabung dengan Polsek Nurussalam

Tabel 4.4.3 Banyaknya Jumlah Perkara Pidana Yang Diterima dan Dilimpahkan
Kejaksaan Negeri Idi, 2016
*Number of Crime Cases Which Accepted by Idi Regional Prosecution
Office to Idi Regional Justice Office, 2016*

| Bulan <i>Month</i> | Sisa Bulan Lalu <i>Last Month</i> | Masuk Bulan | | Dilimpahkan Bulan Ini <i>Decided This Month</i> | Sisa Akhir Bulan Ini <i>This Month Remmont</i> |
|-------------------------------|--------------------------------------|--------------------------|------------------------|---|--|
| | | Ini <i>This Month</i> | Jumlah <i>Total</i> | | |
| (1) | (2) | (3) | (4) | (5) | (6) |
| Januari <i>January</i> | 27 | 16 | 43 | 14 | 29 |
| Februari <i>Februari</i> | 29 | 8 | 37 | 6 | 31 |
| Maret <i>March</i> | 31 | 15 | 46 | 13 | 33 |
| April <i>April</i> | 33 | 16 | 49 | 18 | 31 |
| Mei <i>May</i> | 31 | 29 | 60 | 13 | 47 |
| Juni <i>June</i> | 47 | 17 | 64 | 30 | 34 |
| Juli <i>July</i> | 34 | 14 | 48 | 15 | 33 |
| Agustus <i>August</i> | 33 | 40 | 73 | 43 | 30 |
| September <i>September</i> | 30 | 34 | 64 | 23 | 41 |
| Oktober <i>October</i> | 41 | 23 | 64 | 33 | 31 |
| November <i>November</i> | 31 | 22 | 53 | 14 | 39 |
| Desember <i>December</i> | 39 | 16 | 55 | 25 | 30 |
| 2017 | | 250 | | 247 | |
| 2016 | | 286 | | 280 | |
| 2015 | | 323 | | 287 | |

Sumber: Kejaksaan Negeri Idi

Source: Idi Regional Presecution Office

Tabel 4.4.4 Banyaknya Jumlah Perkara Pidana Yang Dilimpahkan dan Diputuskan Kejaksaan Negeri Idi, 2017
Number of Civil Cases Which Decided by Idi Regional Prosecution Office to Idi Regional Justice Office, 2017

| Bulan Month | Sisa Bulan Lalu Last Month | Dilimpahkan Bulan Ini This Month | Jumlah Total | Diputuskan Bulan Ini Decided This Month | Sisa Akhir Bulan Ini This Month Remmont |
|------------------------|----------------------------------|--|-----------------|--|--|
| (1) | (2) | (3) | (4) | (5) | (6) |
| Januari January | --- | 14 | --- | 21 | --- |
| Februari Februari | --- | 6 | --- | 15 | --- |
| Maret March | --- | 13 | --- | 16 | --- |
| April April | --- | 18 | --- | 18 | --- |
| Mei May | --- | 13 | --- | 12 | --- |
| Juni June | --- | 30 | --- | 17 | --- |
| Juli July | --- | 15 | --- | 18 | --- |
| Agustus August | --- | 43 | --- | 22 | --- |
| September September | --- | 23 | --- | 13 | --- |
| Oktober October | --- | 33 | --- | 19 | --- |
| November November | --- | 14 | --- | 23 | --- |
| Desember December | --- | 25 | --- | 27 | --- |
| 2017 | | 247 | | 221 | |
| 2016 | | 306 | | 306 | |
| 2015 | | 603 | | 243 | |

Sumber: Kejaksaan Negeri Idi
 Source: Idi Regional Presecution Office

Tabel
Table 4.4.5

Jumlah Denda Perkara dan Biaya Perkara Pidana Umum Yang Diterima dan Disetorkan ke Kas Negara Oleh Kejaksaan Negeri Idi, 2017

Number of Criminal Cases and Cost of Criminal Cases Received and Transferred to The Country by Idi Regional Justice Office, 2017

| Bulan <i>Month</i> | EUH | EPP | EP | Jumlah <i>Total</i> |
|-------------------------------|----------------|----------------|---------------|-------------------------------|
| (1) | (2) | (3) | (4) | (5) |
| Januari <i>January</i> | 26 000 | 16 000 | 0 | 42 000 |
| Februari <i>Februari</i> | 22 000 | 8 000 | 0 | 30 000 |
| Maret <i>March</i> | 28 000 | 4 000 | 0 | 32 000 |
| April <i>April</i> | 18 000 | 18 000 | 0 | 36 000 |
| Mei <i>May</i> | 4 000 | 18 000 | 2 000 | 24 000 |
| Juni <i>June</i> | 20 000 | 10 000 | 4 000 | 34 000 |
| Juli <i>July</i> | 26 000 | 8 000 | 2 000 | 36 000 |
| Agustus <i>August</i> | 30 000 | 12 000 | 2 000 | 44 000 |
| September <i>September</i> | 18 000 | 6 000 | 2 000 | 26 000 |
| Oktober <i>October</i> | 30 000 | 8 000 | 0 | 38 000 |
| November <i>November</i> | 30 000 | 10 000 | 6 000 | 46 000 |
| Desember <i>December</i> | 46 000 | 8 000 | 0 | 54 000 |
| 2017 | 298 000 | 126 000 | 18 000 | 442 000 |
| 2016 | --- | --- | --- | --- |
| 2015 | --- | 482 000 | --- | 482 000 |

Sumber: Kejaksaan Negeri Idi
Source: Idi Regional Presecution Office

Tabel
Table

4.4.6

Jumlah Denda Perkara dan Biaya Perkara Lalu Lintas yang Diterima dan Disetorkan ke Kas Negara Oleh Kejaksaan Negeri Idi, 2017
Number of Criminal Cases and Cost of Traffic Criminal Cases Received and Transferred to The Country by Idi Regional Justice Office, 2017

| Bulan <i>Month</i> | Sisa Bulan Lalu <i>Last Month</i> | Masuk Bulan Ini <i>This Month</i> | Jumlah Sudah | Disetorkan <i>Paid</i> | Sisa Akhir Bulan Ini <i>This Month Remmont</i> |
|-------------------------------|---|---|---------------------|----------------------------------|--|
| (1) | (2) | (3) | (4) | (5) | (6) |
| Januari <i>January</i> | 2 550 000 | 600 000 | 3 150 000 | 285 000 | 2 865 000 |
| Februari <i>Februari</i> | 2 865 000 | 250 000 | 3 115 000 | 0 | 3 115 000 |
| Maret <i>March</i> | 3 115 000 | 9 300 000 | 12 415 000 | 3 550 000 | 8 865 000 |
| April <i>April</i> | 8 865 000 | 7 700 000 | 16 565 000 | 5 100 000 | 11 465 000 |
| Mei <i>May</i> | 11 465 000 | 27 642 000 | 39 107 000 | 26 195 000 | 12 912 000 |
| Juni <i>June</i> | 12 912 000 | 9 042 000 | 21 954 000 | 7 556 000 | 14 398 000 |
| Juli <i>July</i> | 14 398 000 | 3 303 000 | 17 701 000 | 2 188 000 | 15 513 000 |
| Agustus <i>August</i> | 15 513 000 | 14 694 000 | 30 207 000 | 10 407 000 | 19 800 000 |
| September <i>September</i> | 19 800 000 | 24 196 000 | 43 996 000 | 17 321 000 | 26 675 000 |
| Oktober <i>October</i> | 26 675 000 | 20 766 000 | 47 441 000 | 15 325 000 | 32 116 000 |
| November <i>November</i> | 32 116 000 | 50 186 000 | 82 302 000 | 27 592 000 | 54 710 000 |
| Desember <i>December</i> | 54 710 000 | 7 185 000 | 61 895 000 | 4 279 000 | 57 616 000 |
| 2017 | | 174 864 000 | | 119 798 000 | |
| 2016 | | --- | | --- | |
| 2015 | | 13 097 000 | | 10 520 000 | |

Sumber: Kejaksaan Negeri Idi
Source: Idi Regional Presecution Office

Tabel 4.4.7 Banyaknya Narapidana Pada Rumah Tahanan Negara Idi Menurut Jenis Kelamin, 2017
Table *Number of Prisoner in Idi Jail by Sex, 2017*

| Kategori <i>Category</i> | Laki-Laki <i>Male</i> | Perempuan <i>Female</i> | Jumlah <i>Total</i> |
|-----------------------------|--------------------------|----------------------------|------------------------|
| (1) | (2) | (3) | (4) |
| Dewasa <i>Adult</i> | 227 | 7 | 234 |
| Pemuda <i>Youth</i> | 59 | 2 | 61 |
| Anak <i>Child</i> | 10 | 0 | 10 |
| 2017 | 296 | 9 | 305 |
| 2016 | 337 | 12 | 349 |
| 2015 | 321 | 11 | 332 |

Sumber: Rumah Tahanan Negara Idi

Source: *Idi Jail Office*

Banyaknya Narapidana Pada Rumah Tahanan Negara Idi Menurut Jenis Kejahatan, 2017

Tabel
Table

4.4.8

Number of Prisoner in Idi Jail by Crime Cases and Sex, 2017

| Kategori <i>Category</i> | Laki-Laki <i>Male</i> | Perempuan <i>Female</i> | Jumlah <i>Total</i> |
|--|--------------------------|----------------------------|------------------------|
| (1) | (2) | (3) | (4) |
| 1 Kejahatan / Criminality | 0 | 0 | 0 |
| 2 Kejahatan Politik (Makar)/Politics Crime | 2 | 0 | 2 |
| 3 Kejahatan Terhadap Negara/National Crime | 0 | 0 | 0 |
| 4 Kejahatan Ketertiban Umum/General Order | 0 | 0 | 0 |
| 5 Pembakaran/Burning | 0 | 0 | 0 |
| 6 Penyuapan/Bribery | 0 | 0 | 0 |
| 7 Pemalsuan Mata Uang/Money Duplication | --- | --- | --- |
| 8 Pemalsuan Materai/Materai Duplication | 2 | 0 | 2 |
| 9 Kejahatan Susila/Sex Crime | 28 | 1 | 29 |
| 10 Perjudian/Gambling | 0 | 0 | 0 |
| 11 Penculikan/Kidnapping | 1 | 0 | 1 |
| 12 Pembunuhan/Murder | 4 | 0 | 4 |
| 13 Penganiayaan/Maltreatment | 18 | 2 | 20 |
| 14 Pencurian/Theft | 31 | 0 | 31 |
| 15 Perampokan/Robbery | 6 | 0 | 6 |
| 16 Pemerasan/Pengancaman/Blackmail | 0 | 0 | 0 |
| 17 Penggelapan/Embezzlement | 3 | 0 | 3 |
| 18 Penipuan/Deception | 3 | 1 | 4 |
| 19 Merusak Barang/Ruining | 0 | 0 | 0 |
| 20 Kejahatan Dalam Jabatan/Job Crime | 0 | 0 | 0 |
| 21 Penadahan/Catchment | 10 | 0 | 10 |
| 22 Narkotika/Narcotic | 138 | 1 | 139 |
| 23 Lain-Lain/Others | 48 | 4 | 52 |
| 2017 | 294 | 9 | 303 |
| 2016 | 337 | 12 | 349 |
| 2015 | 321 | 11 | 332 |

Sumber: Rumah Tahanan Negara Idi

Source: *Idi Jail Office*

Tabel 4.4.9 Banyaknya Tahanan Pada Rumah Tahanan Negara Idi Menurut Jenis Kejahatan, 2017
Table *Number of Semi Prisoner in Idi Jail by Crime Cases and Sex, 2017*

| Kategori <i>Category</i> | Laki-Laki <i>Male</i> | Perempuan <i>Female</i> | Jumlah <i>Sum</i> |
|--|--------------------------|----------------------------|----------------------|
| (1) | (2) | (3) | (4) |
| 1 Kejahatan / Criminality | 0 | 0 | 0 |
| 2 Kejahatan Politik (Makar)/Politics Crime | 0 | 0 | 0 |
| 3 Kejahatan Terhadap Negara/National Crime | 0 | 0 | 0 |
| 4 Kejahatan Ketertiban Umum/General Order | 27 | 3 | 30 |
| 5 Pembakaran/Burning | 0 | 0 | 0 |
| 6 Penyuapan/Bribery | 0 | 0 | 0 |
| 7 Pemalsuan Mata Uang/Money Duplication | 4 | 0 | 4 |
| 8 Pemalsuan Materai/Materai Duplication | 0 | 0 | 0 |
| 9 Kejahatan Susila/Sex Crime | 34 | 0 | 34 |
| 10 Perjudian/Gambling | 0 | 0 | 0 |
| 11 Penculikan/Kidnapping | 6 | 0 | 6 |
| 12 Pembunuhan/Murder | 13 | 0 | 13 |
| 13 Penganiayaan/Maltreatment | 30 | 5 | 35 |
| 14 Pencurian/Theft | 79 | 1 | 80 |
| 15 Perampokan/Robbery | 1 | 0 | 1 |
| 16 Pemerasan/Pengancaman/Blackmail | 0 | 0 | 0 |
| 17 Penggelapan/Embezzlement | 9 | 0 | 9 |
| 18 Penipuan/Deception | 15 | 2 | 17 |
| 19 Merusak Barang/Ruining | 1 | 0 | 1 |
| 20 Kejahatan Dalam Jabatan/Job Crime | 0 | 0 | 0 |
| 21 Penadahan/Catchment | 25 | 0 | 25 |
| 22 Narkotika/Narcotic | 340 | 3 | 343 |
| 23 Lain-Lain/Others | 119 | 4 | 123 |
| 2017 | 703 | 15 | 721 |
| 2016 | 308 | 0 | 308 |
| 2015 | 372 | 13 | 385 |

Sumber: Rumah Tahanan Negara Idi

Source: *Idi Jail Office*

**Banyaknya Narapidana Pada Rumah Tahanan Negara Idi Menurut
Jenis Kasus dan Bulan, 2017**

Tabel
Table 4.4.10

Number of Prisoner in Idi Jail by Cases and Month, 2017

| Bulan Month | Kejahatan Crime | Pelanggaran Collision | Jumlah Total |
|------------------------|--------------------|--------------------------|-----------------|
| (1) | (2) | (3) | (4) |
| Januari January | 37 | 0 | 37 |
| Februari Februari | 26 | 0 | 26 |
| Maret March | 20 | 0 | 20 |
| April April | 26 | 0 | 26 |
| Mei May | 22 | 0 | 22 |
| Juni June | 10 | 0 | 10 |
| Juli July | 23 | 0 | 23 |
| Agustus August | 26 | 0 | 26 |
| September September | 17 | 0 | 17 |
| Oktober October | 32 | 0 | 32 |
| November November | 34 | 0 | 34 |
| Desember December | 32 | 0 | 32 |
| Jumlah/Total | 305 | 0 | 305 |

Sumber: Rumah Tahanan Negara Idi

Source: Idi Jail Office

Tabel 4.4.11 Banyaknya Penghuni Pada Rumah Tahanan Negara Idi Menurut Jenis Hukuman, 2017
Table *Number of Prisoner in Idi Jail by Kind of Punnishment, 2017*

| Kategori <i>Category</i> | Laki-Laki <i>Male</i> | Perempuan <i>Female</i> | Jumlah <i>Total</i> |
|---------------------------------------|--------------------------|----------------------------|------------------------|
| (1) | (2) | (3) | (4) |
| A Narapidana | | | |
| Pidana Mati | 0 | 0 | 0 |
| Penjara Seumur Hidup | 0 | 0 | 0 |
| Penjara lebih dari 1 Tahun | 0 | 0 | 0 |
| Penjara 3 - 12 Tahun | 0 | 0 | 0 |
| Penjara kurang dari 3 bulan | 0 | 0 | 0 |
| Kurungan | 0 | 0 | 0 |
| Penjara Untuk Lembaga Lain | 0 | 0 | 0 |
| Pengganti Denda | 0 | 0 | 0 |
| B Tahanan | | | |
| Dalam Pemeriksaan Jaksa | 246 | 8 | 254 |
| Dalam Pemeriksaan Hakim | 254 | 8 | 262 |
| Dalam Putusan yang Masih Dapat diubah | 0 | 0 | 0 |
| C Tahanan Polisi | 190 | 2 | 192 |
| 2017 | 690 | 18 | 708 |
| 2016 | 851 | 24 | 875 |
| 2015 | 832 | 16 | 848 |

Sumber: Rumah Tahanan Negara Idi

Source: Idi Jail Office

Jumlah Tindak Pidana Menurut Jenis Peristiwa Di Kabupaten Aceh Timur, 2017

Tabel 4.4.12 *Number of Crimes by Type of Event in Aceh Timur Regency, 2017*

| Jenis Peristiwa <i>Kind of Event</i> | Banyaknya Laporan <i>Amount</i> | Diselesaikan <i>Solved</i> |
|---|---|--------------------------------------|
| (1) | (2) | (3) |
| 1 Pembunuhan / Murder | 1 | 1 |
| 2 Penganiayaan Berat / Heavy Maltreatment | 6 | 4 |
| 3 Penculikan / Kidnaping | 3 | 2 |
| 4 Pencurian dengan kekerasan / Kidnaping by force | 3 | 1 |
| 5 Pencurian dengan Pemberatan / Theft | 0 | 0 |
| 6 Pencurian Kendaraan Bermotor / Vehicle Theft | 61 | 16 |
| 7 Pencurian / Theft | 66 | 47 |
| 8 Pemerkosaan / Violence | 4 | 3 |
| 9 Pembakaran/Burning | 1 | 0 |
| 10 Kebakaran / Fire | 0 | 0 |
| 11 Kenakalan Remaja / Young Naughty | 0 | 0 |
| 12 Narkotika / Narcotics | 102 | 102 |
| 13 Pemalsuan Mata Uang / Money Duplication | 0 | 0 |
| 14 Bencana Alam / Natural Disaster | 0 | 0 |
| 15 SARA / Racism | 0 | 0 |
| 16 Senjata Api / Handgun | 3 | 3 |
| 17 POA / CD | 0 | 0 |
| 18 Pemerasan / Blackmail | 10 | 10 |
| 19 Penyeludupan / Smuggling | 0 | 0 |
| 20 Pemogokan / Strike | 0 | 0 |
| 21 Demonstarsi / Demonstration | 0 | 0 |
| 22 Perkelahian ABRI / Force Between Soldier | 0 | 0 |
| Sub Jumlah/ Sub Total 2017 | 260 | 189 |
| Sub Jumlah/ Sub Total 2016 | 365 | 256 |
| Sub Jumlah/ Sub Total 2015 | 392 | 280 |

Tabel 4.4.12 **Lanjutan**
Table 4.4.12 **Continued**

| Jenis Peristiwa <i>Kind of Event</i> | Banyaknya <i>Amount</i> | Diselesaikan <i>Solved</i> |
|--|----------------------------|-------------------------------|
| (1) | (2) | (3) |
| 23 Koneksitas / Conectivity | 0 | 0 |
| 24 Kejahatan Politik / Politics Crime | 0 | 0 |
| 25 Kejahatan Thd Kep Negara / Criminality to President | 0 | 0 |
| 26 Kejahatan Thd Ketertiban Umum / Criminality to | 0 | 0 |
| 27 Kecelakaan Kapal Laut / Ship Accident | 0 | 0 |
| 28 Kecelakaan Kapal Udara / Airplane Accident | 0 | 0 |
| 29 Kecelakaan Lalin (Mati) / Traffic Accident (Dead) | 0 | 0 |
| 30 Kecelakaan Lalin (Luka Berat) / Traffic Accident (Bad | 0 | 0 |
| 31 Perjudian / Gambling | 6 | 6 |
| 32 Perzinaan / Adultery | 0 | 0 |
| 33 Penadahan / Catchment | 0 | 0 |
| 34 Pengrusakan / Ruining | 8 | 8 |
| 35 Penipuan / Deception | 13 | 12 |
| 36 Penggelapan / Emblezzing | 35 | 24 |
| 37 Penyuapan / Bribery | 0 | 0 |
| 38 Kejahatan Thd Kesopanan / Asusila Crime | 3 | 3 |
| 39 Penganiayaan Ringan / Light Maltreatment | 84 | 75 |
| 40 Bank Tanpa Izin / Illegal Bank | 0 | 0 |
| 41 Penipuan Pemalsuan Warkat Bank | 0 | 0 |
| Sub Jumlah/ Sub Total 2017 | 149 | 128 |
| Sub Jumlah/ Sub Total 2016 | 377 | 290 |
| Sub Jumlah/ Sub Total 2015 | 342 | 267 |

Tabel 4.4.12 **Lanjutan**
Table 4.4.12 **Continued**

| Jenis Peristiwa <i>Kind of Event</i> | Banyaknya <i>Amount</i> | Diselesaikan <i>Solved</i> |
|---|----------------------------|-------------------------------|
| (1) | (2) | (3) |
| 42 Kejahatan Hak Cipta / Illegal Copying | 0 | 0 |
| 43 Penyerobotan Tanah / Illegal Land Occupancy Rieht | 4 | 4 |
| 44 Kejahatan Bidang Perpajakan Cukai / Tax Criminal | 0 | 0 |
| 45 Kejahatan Korupsi / Corruption | 1 | 1 |
| 46 Kejahatan Surat Materai / Materai Duplication | 0 | 0 |
| 47 Perdagangan Wanita/Anak / Women/Child Trading | 0 | 0 |
| 48 Pelanggaran KUHP/Buku III /Collision the KUHP | 0 | 0 |
| 49 Penghinaan/ Pencemaran Nama Baik / Insult | 9 | 7 |
| 50 Pengancaman / Pemerasan | 10 | 10 |
| 51 Pengeroyokan / Attack | 13 | 11 |
| 52 Larikan Wanita / Take off women without | 2 | 2 |
| 53 Lain-lain Kejahatan | | |
| a. TP Pilkada | 1 | 1 |
| b. Perbuatan Tidak Menyenangkan | 2 | 2 |
| c. Illegal Logging | 5 | 3 |
| d. Pemalsuan Surat | 4 | 2 |
| e. KDRT | 8 | 8 |
| f. Pencabulan | 22 | 22 |
| g. Penemuan Mayat | 0 | 0 |
| h. Kekerasan pada Wanita | 0 | 0 |
| i. Kekerasan pada Anak | 0 | 0 |
| j. Sodomi | 0 | 0 |
| k. Lain - lain | 20 | 6 |
| Sub Jumlah 2017 | 101 | 79 |
| Jumlah/Total 2017 | 510 | 396 |
| Jumlah/Total 2016 | 836 | 628 |
| Jumlah/Total 2015 | 817 | 641 |

Sumber: Polres Aceh Timur

Source: Aceh Timur Police Office

Tabel 4.4.13 Jumlah Kejadian Kekerasan Perempuan dan Anak yang Dilaporkan per Bulan di Kabupaten Aceh Timur, 2017
Table 4.4.13 Number of Incidents of Women and Child Violence Reported per Month in Aceh Timur Regency, 2017

| Bulan <i>Month</i> | Kasus pada Perempuan | | | Kasus pada Anak (<18 th) | | |
|-------------------------------|----------------------|--------------|------------|--------------------------|--------------|------------|
| | Jenis Kasus | Jumlah Kasus | Penanganan | Jenis Kasus | Jumlah Kasus | Penanganan |
| (1) | (2) | (3) | (4) | (5) | (6) | (7) |
| Januari <i>January</i> | - | 0 | - | Pencabulan | 1 | sudah |
| Februari <i>Februari</i> | KDRT | 1 | sudah | Pencabulan | 1 | sudah |
| Maret <i>March</i> | - | 0 | - | Pencabulan | 1 | sudah |
| April <i>April</i> | - | 0 | - | Pencabulan | 1 | sudah |
| Mei <i>May</i> | - | 0 | - | Pencabulan | 1 | sudah |
| Juni <i>June</i> | Penelantaran ekonomi | 1 | sudah | Pencabulan | 1 | sudah |
| Juli <i>July</i> | - | 0 | - | Pencabulan | 1 | sudah |
| Agustus <i>August</i> | Penelantaran ekonomi | 1 | sudah | Pencabulan | 1 | sudah |
| September <i>September</i> | - | 0 | - | Pencabulan | 1 | sudah |
| Oktober <i>October</i> | - | 0 | - | - | 0 | - |
| November <i>November</i> | - | 0 | - | - | 0 | - |
| Desember <i>December</i> | - | 0 | - | - | 0 | - |
| 2017 | | 3 | | | 9 | |
| 2016 | | --- | | | --- | |
| 2015 | | --- | | | --- | |

Sumber: Dinas Pemberdayaan Perempuan, Perlindungan Anak dan Keluarga Kabupaten Aceh Timur

Source: Department of Women Empowerment, Child and Family Protection of Aceh Timur Regency

**Banyaknya Perkara Perdata Yang Diterima Oleh Mahkamah
Syari'ah Idi, 2017**

Tabel 4.4.14
Table Number of Cases Which Accepted by Idi Islamic Court Office, 2017

| Bulan <i>Month</i> | Izin Menikah <i>Marriage</i> | Dispensasi Menikah <i>Marriage Dispensation</i> | Izin Poligami <i>Polagamy Permission</i> | Pencegahan Pernikahan <i>Marriage Prevention</i> | Penolakan Pernikahan <i>Marriage Refused</i> |
|-------------------------------|--|---|--|--|--|
| (1) | (2) | (3) | (4) | (5) | (6) |
| Januari <i>January</i> | 0 | 1 | 0 | 0 | 0 |
| Februari <i>Februari</i> | 0 | 0 | 0 | 0 | 0 |
| Maret <i>March</i> | 0 | 1 | 0 | 0 | 0 |
| April <i>April</i> | 0 | 0 | 0 | 0 | 0 |
| Mei <i>May</i> | 0 | 1 | 0 | 0 | 0 |
| Juni <i>June</i> | 0 | 0 | 0 | 0 | 0 |
| Juli <i>July</i> | 0 | 0 | 0 | 0 | 0 |
| Agustus <i>August</i> | 0 | 1 | 0 | 0 | 0 |
| September <i>September</i> | 0 | 0 | 0 | 0 | 0 |
| Oktober <i>October</i> | 0 | 0 | 0 | 0 | 0 |
| November <i>November</i> | 0 | 0 | 0 | 0 | 0 |
| Desember <i>December</i> | 0 | 0 | 0 | 0 | 0 |
| Jumlah/Total | 0 | 4 | 0 | 0 | 0 |

Sumber: Mahkamah Syar'iyah Idi
Source: Idi Islamic Court Office

Tabel 4.4.14 **Lanjutan**
Table 4.4.14 **Continued**

| Bulan <i>Month</i> | Harta Bersama | Pengasuhan Anak | Perwalian | Talak <i>Divorce</i> | Gugatan Cerai <i>Divorce Claim</i> | Isbat Nikah |
|-------------------------------|----------------------|------------------------|------------------|--------------------------------|--|--------------------|
| (1) | (7) | (8) | (9) | (10) | (11) | (12) |
| Januari <i>January</i> | 2 | 0 | 0 | 16 | 29 | 8 |
| Februari <i>Februari</i> | 0 | 1 | 0 | 4 | 22 | 4 |
| Maret <i>March</i> | 2 | 0 | 0 | 9 | 40 | 6 |
| April <i>April</i> | 1 | 0 | 0 | 11 | 26 | 3 |
| Mei <i>May</i> | 0 | 1 | 0 | 4 | 17 | 2 |
| Juni <i>June</i> | 1 | 0 | 0 | 2 | 7 | 1 |
| Juli <i>July</i> | 0 | 0 | 0 | 12 | 25 | 3 |
| Agustus <i>August</i> | 1 | 0 | 0 | 10 | 21 | 3 |
| September <i>September</i> | 0 | 0 | 0 | 10 | 26 | 4 |
| Oktober <i>October</i> | 1 | 0 | 0 | 7 | 34 | 5 |
| November <i>November</i> | 0 | 0 | 0 | 11 | 23 | 8 |
| Desember <i>December</i> | 0 | 0 | 0 | 3 | 4 | 1 |
| Jumlah/Total | 8 | 2 | 0 | 99 | 274 | 48 |

Sumber: Mahkamah Syar'iyah Idi
Source: Idi Islamic Court Office

Tabel 4.4.14 **Lanjutan**
Table 4.4.14 **Continued**

| Bulan <i>Month</i> | Pembatalan Pernikahan <i>Marriage Cancellation</i> | Pencabutan Hak Wali Anak <i>Repeal Adopter Right</i> | Penggantian Wali <i>Adopter Replacement</i> | Penetapan Ahli Waris <i>Heirs Decision</i> | Wakaf <i>Bequest</i> |
|-------------------------------|--|--|---|--|--------------------------------|
| (1) | (13) | (14) | (15) | (16) | (17) |
| Januari <i>January</i> | 0 | 0 | 0 | 6 | 0 |
| Februari <i>Februari</i> | 0 | 0 | 0 | 2 | 0 |
| Maret <i>March</i> | 0 | 0 | 0 | 3 | 0 |
| April <i>April</i> | 0 | 0 | 0 | 4 | 0 |
| Mei <i>May</i> | 0 | 0 | 0 | 4 | 0 |
| Juni <i>June</i> | 0 | 0 | 0 | 1 | 0 |
| Juli <i>July</i> | 0 | 0 | 0 | 1 | 0 |
| Agustus <i>August</i> | 0 | 0 | 0 | 0 | 0 |
| September <i>September</i> | 0 | 0 | 0 | 0 | 0 |
| Oktober <i>October</i> | 0 | 0 | 0 | 3 | 0 |
| November <i>November</i> | 0 | 0 | 0 | 2 | 0 |
| Desember <i>December</i> | 0 | 0 | 0 | 0 | 0 |
| Jumlah/Total | 0 | 0 | 0 | 26 | 0 |

Sumber: Mahkamah Syar'iyah Idi
Source: Idi Islamic Court Office

Tabel 4.4.14 **Lanjutan**
Table 4.4.14 **Continued**

| Bulan <i>Month</i> | Wali Adhol <i>Wali Adhol</i> | Hibah <i>Grant</i> | Shodaqah <i>Shodaqah</i> | Wasiat <i>Exhortation</i> | Kewarisan <i>inheritance</i> | Jumlah <i>Total</i> |
|-------------------------------|--|------------------------------|------------------------------------|-------------------------------------|--|-------------------------------|
| (1) | (18) | (19) | (20) | (21) | (22) | (23) |
| Januari <i>January</i> | 1 | 1 | 0 | 0 | 0 | 64 |
| Februari <i>Februari</i> | 0 | 0 | 0 | 0 | 0 | 33 |
| Maret <i>March</i> | 0 | 0 | 0 | 0 | 0 | 61 |
| April <i>April</i> | 0 | 1 | 0 | 0 | 1 | 47 |
| Mei <i>May</i> | 0 | 0 | 0 | 0 | 0 | 29 |
| Juni <i>June</i> | 0 | 0 | 0 | 0 | 0 | 12 |
| Juli <i>July</i> | 0 | 0 | 0 | 0 | 1 | 42 |
| Agustus <i>August</i> | 0 | 0 | 0 | 0 | 1 | 37 |
| September <i>September</i> | 0 | 1 | 0 | 0 | 0 | 41 |
| Oktober <i>October</i> | 0 | 0 | 0 | 0 | 0 | 50 |
| November <i>November</i> | 0 | 0 | 0 | 0 | 0 | 44 |
| Desember <i>December</i> | 0 | 0 | 0 | 0 | 0 | 8 |
| Jumlah/Total | 1 | 3 | 0 | 0 | 3 | 468 |

Sumber: Mahkamah Syar'iyah Idi
Source: Idi Islamic Court Office

Tabel 4.4.15 Jumlah Pelanggaran Lalu Lintas, Kecelakaan Lalu Lintas dan Kerugiannya di Kabupaten Aceh Timur, 2017
Table 4.4.15 *Number of Traffic Violations, Traffic Accident and The Lost Out in Aceh Timur Regency, 2017*

| Bulan Month | Pelanggaran Lalu Lintas | | |
|-------------------------------|-------------------------------------|--|--|
| | Lintas <i>Traffic violations</i> | Jumlah Kecelakaan <i>Number of Accident</i> | Kerugian Materil <i>Material Loss Out</i> |
| (1) | (2) | (3) | (4) |
| Januari <i>January</i> | 40 | 6 | 13 500 000 |
| Februari <i>Februari</i> | 5 | 4 | 11 000 000 |
| Maret <i>March</i> | 170 | 10 | 41 500 000 |
| April <i>April</i> | 120 | 6 | 22 500 000 |
| Mei <i>May</i> | 462 | 8 | 19 500 000 |
| Juni <i>June</i> | 41 | 10 | 30 000 000 |
| Juli <i>July</i> | 82 | 14 | 34 000 000 |
| Agustus <i>August</i> | 163 | 15 | 31 800 000 |
| September <i>September</i> | 305 | 12 | 23 500 000 |
| Oktober <i>October</i> | 300 | 6 | 18 000 000 |
| November <i>November</i> | 529 | 7 | 22 000 000 |
| Desember <i>December</i> | 100 | 6 | 14 800 000 |
| 2017 | 2 317 | 104 | 282 100 000 |
| 2016 | 1 875 | 130 | 297 900 000 |
| 2015 | 2 071 | 153 | 583 450 000 |

Sumber: Polres Aceh Timur

Source: Aceh Timur Police Office

Tabel 4.4.16 Jumlah Korban Kecelakaan Lalu Lintas di Kabupaten Aceh Timur, 2017
Table *Number of Victim of Traffic Accident in Aceh Timur Regency, 2017*

| Bulan <i>Month</i> | Meninggal <i>Dead</i> | Luka Berat <i>Serious Injured</i> | Luka Ringan <i>Injured</i> |
|-------------------------------|--------------------------|--------------------------------------|-------------------------------|
| (1) | (2) | (3) | (4) |
| Januari <i>January</i> | 6 | 1 | 7 |
| Februari <i>February</i> | 5 | 1 | 2 |
| Maret <i>March</i> | 5 | 3 | 11 |
| April <i>April</i> | 4 | 0 | 6 |
| Mei <i>May</i> | 6 | 2 | 8 |
| Juni <i>June</i> | 10 | 4 | 7 |
| Juli <i>July</i> | 12 | 2 | 13 |
| Agustus <i>August</i> | 8 | 4 | 13 |
| September <i>September</i> | 8 | 3 | 13 |
| Oktober <i>October</i> | 2 | 1 | 7 |
| November <i>November</i> | 2 | 0 | 11 |
| Desember <i>December</i> | 3 | 0 | 7 |
| 2017 | 71 | 21 | 105 |
| 2016 | 75 | 56 | 135 |
| 2015 | 82 | 72 | 187 |

Sumber: Polres Aceh Timur

Source: Aceh Timur Police Office

Tabel 4.4.17 Jumlah Kasus Menonjol di Polres Aceh Timur, 2017
Table *First Number of Security Trouble in Aceh Timur Police Office, 2017*

| Bulan Month | Banyak Kasus Number of Case | Diselesaikan Solved |
|---|--------------------------------|------------------------|
| (1) | (2) | (3) |
| 1 Senpi Handak | 3 | 3 |
| 2 Pencurian dengan Senjata Tajam | 0 | 0 |
| 3 Pencurian dengan Senjata Api | 0 | 0 |
| 4 Pencurian dengan Kekerasan | 3 | 1 |
| 5 Pencurian dengan Pemberatan | 0 | 0 |
| 6 Narkoba | 102 | 102 |
| 7 Penganiayaan Berat | 6 | 4 |
| 8 Kebakaran | 0 | 0 |
| 9 Pembakaran | 1 | 0 |
| 10 <i>Illegal Mining, Fishing, Logging</i> | 5 | 3 |
| 11 Curanmor (R2 dan R6) | 61 | 16 |
| 12 Pengancaman dengan Kekerasan/ Pemerasan | 10 | 10 |
| 13 Pembunuhan | 1 | 1 |
| 14 Penipuan | 13 | 12 |
| 15 Penggelapan | 35 | 24 |
| 16 Penculikan | 3 | 2 |
| 2017 | 243 | 178 |
| 2016 | 339 | 247 |
| 2015 | 321 | 235 |

Sumber: Polres Aceh Timur

Source: Aceh Timur Police Office

Tabel 4.4.18 Jumlah Kriminalitas Yang Terjadi dan Diselesaikan di Kabupaten Aceh Timur, 2017
Table 4.4.18 *Number of Criminality Which Accepted and Decided in Aceh Timur Regency, 2017*

| Bulan Month | Banyak Kasus Number of Case | Diselesaikan Solved | Sisa Akhir Bulan Remain Last Month |
|-------------------------------|--------------------------------|------------------------|---------------------------------------|
| (1) | (2) | (3) | (4) |
| Januari <i>January</i> | 37 | 31 | 6 |
| Februari <i>Februari</i> | 33 | 30 | 3 |
| Maret <i>March</i> | 59 | 43 | 16 |
| April <i>April</i> | 45 | 41 | 4 |
| Mei <i>May</i> | 44 | 36 | 8 |
| Juni <i>June</i> | 38 | 32 | 6 |
| Juli <i>July</i> | 62 | 50 | 12 |
| Agustus <i>August</i> | 34 | 32 | 2 |
| September <i>September</i> | 37 | 28 | 9 |
| Oktober <i>October</i> | 35 | 31 | 4 |
| November <i>November</i> | 34 | 30 | 4 |
| Desember <i>December</i> | 40 | 12 | 28 |
| 2017 | 498 | 396 | 102 |
| 2016 | 629 | 475 | 154 |
| 2015 | 719 | 542 | 177 |

Sumber: Polres Aceh Timur
 Source: Aceh Timur Police Office

Tabel 4.4.19 Banyaknya Perkara Pidana Yang Diterima dan Diputuskan Pengadilan Negeri Idi, 2017
Table 4.4.19 *Number of Crime Cases Which Accepted and Decided by Idi Regional Justice Office, 2017*

| Bulan Month | Masuk Bulan | | Jumlah Total | Diputuskan | Sisa Akhir |
|------------------------|-------------------------------|-------------------|-----------------|---------------------------------|---------------------------------|
| | Sisa Bulan Lalu Last Month | Ini This Month | | Bulan Ini Decided this month | Bulan Ini This Month Remmont |
| (1) | (2) | (3) | (4) | (5) | (6) |
| Januari January | 28 | 22 | 50 | 18 | 32 |
| Februari Februari | 32 | 3 | 35 | 8 | 27 |
| Maret March | 27 | 16 | 43 | 15 | 28 |
| April April | 28 | 17 | 45 | 14 | 31 |
| Mei May | 31 | 24 | 55 | 10 | 45 |
| Juni June | 45 | 18 | 63 | 19 | 44 |
| Juli July | 44 | 18 | 62 | 30 | 32 |
| Agustus August | 32 | 39 | 71 | 11 | 60 |
| September September | 60 | 28 | 88 | 16 | 72 |
| Oktober October | 72 | 27 | 99 | 33 | 66 |
| November November | 66 | 20 | 86 | 49 | 37 |
| Desember December | 37 | 18 | 55 | 21 | 34 |
| 2017 | | 250 | | 244 | |
| 2016 | | 280 | | 367 | |
| 2015 | | 291 | | 240 | |

Sumber: Pengadilan Negeri Idi
 Source: Idi Regional Justice Office

Tabel 4.4.20 Banyaknya Perkara Perdata Yang Diterima dan Diputuskan Pengadilan Negeri Idi, 2017
Table 4.4.20 *Number of Civil Cases Which Accepted and Decided by Idi Regional Justice Office, 2017*

| Bulan <i>Month</i> | Sisa Bulan Lalu <i>Last Month</i> | Masuk Bulan Ini <i>This Month</i> | Jumlah <i>Total</i> | Diputuskan Bulan Ini <i>Decided this month</i> | Sisa Akhir Bulan Ini <i>This Month Remmont</i> |
|-------------------------------|---|---|------------------------|--|--|
| (1) | (2) | (3) | (4) | (5) | (6) |
| Januari <i>January</i> | 3 | 0 | 3 | 0 | 3 |
| Februari <i>Februari</i> | 3 | 1 | 4 | 0 | 4 |
| Maret <i>March</i> | 4 | 1 | 5 | 0 | 5 |
| April <i>April</i> | 5 | 0 | 5 | 0 | 5 |
| Mei <i>May</i> | 5 | 0 | 5 | 0 | 5 |
| Juni <i>June</i> | 5 | 1 | 6 | 1 | 5 |
| Juli <i>July</i> | 5 | 1 | 6 | 2 | 4 |
| Agustus <i>August</i> | 4 | 4 | 8 | 0 | 8 |
| September <i>September</i> | 8 | 1 | 9 | 0 | 9 |
| Oktober <i>October</i> | 9 | 4 | 13 | 0 | 13 |
| November <i>November</i> | 13 | 0 | 13 | 2 | 11 |
| Desember <i>December</i> | 11 | 0 | 11 | 2 | 9 |
| 2017 | | 13 | | 7 | |
| 2016 | | 6 | | 18 | |
| 2015 | | 19 | | 13 | |

Sumber: Pengadilan Negeri Idi
 Source: *Idi Regional Justice Office*

Tabel 4.4.21 Banyaknya Terdakwa Pada Pengadilan Negeri Idi Menurut Umur dan Bulan, 2017
Table 4.4.21 *Number of Defendant at Idi Regional Justice Office by Age and Month, 2017*

| Bulan Month | Jml Terdakwa Number of Defendant | Umur (Tahun)/ Age (Year) | | | |
|------------------------|--|--------------------------|-----------|------------|-----------|
| | | 15 | 16-24 | 25-49 | 50 < |
| (1) | (2) | (3) | (4) | (5) | (6) |
| Januari January | 37 | 0 | 8 | 26 | 3 |
| Februari Februari | 3 | 0 | 0 | 2 | 1 |
| Maret March | 19 | 0 | 4 | 13 | 2 |
| April April | 17 | 0 | 4 | 11 | 2 |
| Mei May | 26 | 0 | 11 | 15 | 0 |
| Juni June | 19 | 0 | 3 | 15 | 1 |
| Juli July | 20 | 0 | 3 | 16 | 1 |
| Agustus August | 40 | 0 | 9 | 31 | 0 |
| September September | 33 | 0 | 3 | 27 | 3 |
| Oktober October | 28 | 0 | 8 | 18 | 2 |
| November November | 22 | 0 | 6 | 15 | 1 |
| Desember December | 19 | 0 | 4 | 11 | 4 |
| 2017 | 283 | 0 | 63 | 200 | 20 |
| 2016 | 272 | 1 | 57 | 204 | 10 |
| 2015 | 333 | 3 | 77 | 236 | 17 |

Sumber: Pengadilan Negeri Idi
 Source: Idi Regional Justice Office

Tabel 4.4.22 Banyaknya Terdakwa Pada Pengadilan Negeri Idi Berdasarkan Undang – undang yang Dilanggar, 2017
Table 4.4.22 *Number of Defendant at Idi Regional Justice Office by Rules Have Been Broken, 2017*

| Bulan Month | Narkotika Drugs | KUHP KUHP | UU Lainnya Others |
|------------------------|--------------------|--------------|----------------------|
| (1) | (2) | (3) | (4) |
| Januari January | 11 | 27 | --- |
| Februari Februari | 3 | 1 | --- |
| Maret March | 4 | 13 | --- |
| April April | 1 | 4 | --- |
| Mei May | 2 | 11 | --- |
| Juni June | 14 | 6 | --- |
| Juli July | 14 | 5 | --- |
| Agustus August | 2 | 11 | --- |
| September September | 35 | 12 | --- |
| Oktober October | 17 | 5 | --- |
| November November | 24 | 11 | --- |
| Desember December | 15 | 4 | --- |
| 2017 | 142 | 110 | 0 |
| 2016 | 176 | 73 | 22 |
| 2015 | 183 | 76 | 32 |

Sumber: Pengadilan Negeri Idi
 Source: Idi Regional Justice Office

**Jumlah dan Jenis Pelanggaran yang Ditangani SatpolPP-WH
Menurut Bulan di Kabupaten Aceh Timur, 2017**

Tabel 4.4.23 *Number and Type of Violations Treated by SatpolPP-WH by Month in Aceh Timur Regency, 2017*

| Bulan Month | Penataan dan Pemberdayaan Pedagang Kaki Lima (PKL) | Penertiban Hewan Ternak | Aqidah, Ibadah, dan Syiar Islam (Busana) | Khalwat |
|-------------------------------|---|-------------------------------|--|-----------|
| (1) | (2) | (3) | (4) | (5) |
| Januari <i>January</i> | 2 | 2 | 33 | 3 |
| Februari <i>Februari</i> | 2 | 4 | 34 | 1 |
| Maret <i>March</i> | 2 | 3 | 26 | 3 |
| April <i>April</i> | 0 | 1 | 21 | 1 |
| Mei <i>May</i> | 1 | 0 | 26 | 3 |
| Juni <i>June</i> | 3 | 0 | 12 | 3 |
| Juli <i>July</i> | 0 | 0 | 18 | 2 |
| Agustus <i>August</i> | 1 | 0 | 13 | 1 |
| September <i>September</i> | 0 | 0 | 11 | 2 |
| Oktober <i>October</i> | 3 | 4 | 13 | 1 |
| November <i>November</i> | 7 | 3 | 5 | 2 |
| Desember <i>December</i> | 8 | 1 | 6 | 2 |
| 2017 | 29 | 18 | 218 | 24 |
| 2016 | --- | --- | --- | --- |
| 2015 | --- | --- | --- | --- |

Sumber: Satuan Polisi Pamong Praja dan Wilayahul Hisbah Kabupaten Aceh Timur

Source: Pamong Praja Polisi dan Wilayahul Hisbah of Aceh Timur Regency

Tabel 4.4.24 Jumlah dan Jenis Pelanggaran yang Ditangani SatpolPP-WH Menurut Pos Kecamatan di Kabupaten Aceh Timur, 2017
Table 4.4.24 *Number and Type of Violations Treated by SatpolPP-WH by Pos Subdistrict in Aceh Timur Regency, 2017*

| Bulan <i>Month</i> | Penataan dan Pemeberdayaan Pedagang Kaki Lima (PKL) | Penertiban Hewan Ternak | Aqidah, Ibadah, dan Syiar Islam (Busana) | Khalwat | Jumlah Total |
|-----------------------|---|-------------------------|--|-----------|--------------|
| (1) | (2) | (3) | (4) | (5) | (6) |
| Pos Sungai Raya | 0 | 0 | 45 | 7 | 52 |
| Pos Pereulak | 9 | 2 | 41 | 4 | 56 |
| Pos Idi Rayeuk | 15 | 15 | 84 | 9 | 123 |
| Pos Julok | 5 | 1 | 0 | 0 | 6 |
| Pos Simpang Ulim | 0 | 0 | 48 | 4 | 52 |
| 2017 | 29 | 18 | 218 | 24 | 289 |
| 2016 | --- | --- | --- | --- | --- |
| 2015 | --- | --- | --- | --- | --- |

Sumber: Satuan Polisi Pamong Praja dan Wilayahul Hisbah Kabupaten Aceh Timur

Source: Pamong Praja Polisi dan Wilayahul Hisbah of Aceh Timur Regency

4.5 KEMISKINAN/POVERTY

Tabel 4.5.1 **Garis Kemiskinan dan Penduduk Miskin di Kabupaten Aceh Timur, 2010–2017**
Table 4.5.1 **Poverty Line and Number of Poor People in Aceh Timur Regency, 2010–2017**

| Tahun Year | Garis Kemiskinan Poverty Line (rupiah) | Penduduk Miskin Number of Poor People | |
|---------------|--|--|------------------------------|
| | | Jumlah Total (000) | Persentase Percentage (%) |
| (1) | (2) | (3) | (4) |
| 2010 | 288 063 | 66.50 | 18.43 |
| 2011 | 312 927 | 66.74 | 18.01 |
| 2012 | 316 131 | 65.40 | 17.19 |
| 2013 | 319 392 | 64.40 | 16.59 |
| 2014 | 322 385 | 63.03 | 15.88 |
| 2015 | 328 048 | 63.48 | 15.85 |
| 2016 | 350 186 | 61.63 | 15.06 |
| 2017 | 369 911 | 63.67 | 15.25 |

Sumber/Source: Survei Sosial Ekonomi Nasional/National Socio Economic Survey

4.6 SOSIAL LAINNYA/OTHERS

Tabel 4.6.1 Jumlah Keluarga Penerima Manfaat Beras Sejahtera KKS dan PKH di Kabupaten Aceh Timur, 2017
Table *Number of Poor Rice Beneficiary Families, KKS and PKH in Aceh Timur Regency, 2017*

| | Kecamatan Subdistrict | Beras Sejahtera | Program Keluarga Harapan (PKH) | Kartu Keluarga Sejahtera (KKS) |
|----|--------------------------|-----------------|-----------------------------------|-----------------------------------|
| | (1) | (2) | (3) | (4) |
| 1 | Serbajadi | 637 | 360 | 360 |
| 2 | Simpang Jernih | 408 | 213 | 213 |
| 3 | Peunaron | 628 | 318 | 318 |
| 4 | Birem Bayeun | 1 254 | 231 | 231 |
| 5 | Rantau Selamat | 895 | 224 | 224 |
| 6 | Sungai Raya | 813 | 237 | 237 |
| 7 | Peureulak | 3 008 | 1 511 | 1 511 |
| 8 | Peureulak Timur | 854 | 233 | 233 |
| 9 | Peureulak Barat | 1 168 | 526 | 526 |
| 10 | Ranto Peureulak | 1 412 | 482 | 482 |
| 11 | Idi Rayeuk | 2 249 | 1 166 | 1 166 |
| 12 | Peudawa | 673 | 343 | 343 |
| 13 | Banda Alam | 790 | 238 | 238 |
| 14 | Idi Tunong | 941 | 251 | 251 |
| 15 | Darul Ihsan | 555 | 209 | 209 |
| 16 | Idi Timur | 456 | 219 | 219 |
| 17 | Darul Aman | 1 506 | 622 | 622 |
| 18 | Nurussalam | 1 310 | 472 | 472 |
| 19 | Darul Falah | 271 | 201 | 201 |
| 20 | Julok | 1 664 | 589 | 589 |
| 21 | Indra Makmur | 1 005 | 355 | 355 |
| 22 | Pante Bidari | 1 899 | 705 | 705 |
| 23 | Simpang Ulim | 1 209 | 491 | 491 |
| 24 | Madat | 2 125 | 1 093 | 1 093 |
| | 2017 | 27 730 | 11 289 | 11 289 |
| | 2016 | 24 209 | 11 400 | 25 077 |

Sumber: Dinas Sosial Kabupaten Aceh Timur

Source: Social Department of Aceh Timur Regency

Jumlah Penyandang Cacat Menurut Jenisnya di Kabupaten Aceh

Tabel 4.6.2 Timur, 2017

Table 4.6.2 Number of persons with disabilities by types in Aceh Timur Regency, 2017

| | Kecamatan Subdistrict | Cacat Tubuh | Cacat Netra | Cacat Rungu/Wicara | Jumlah |
|----|--------------------------|--------------|-------------|-----------------------|--------------|
| | (1) | (2) | (3) | (4) | (5) |
| 1 | Serbajadi | 5 | 0 | 0 | 5 |
| 2 | Simpang Jernih | 7 | 3 | 0 | 10 |
| 3 | Peunaron | 53 | 0 | 0 | 53 |
| 4 | Birem Bayeun | 9 | 0 | 0 | 9 |
| 5 | Rantau Selamat | 13 | 3 | 0 | 16 |
| 6 | Sungai Raya | 17 | 1 | 1 | 19 |
| 7 | Peureulak | 52 | 10 | 17 | 79 |
| 8 | Peureulak Timur | 5 | 0 | 0 | 5 |
| 9 | Peureulak Barat | 52 | 14 | 5 | 71 |
| 10 | Ranto Peureulak | 51 | 14 | 6 | 71 |
| 11 | Idi Rayeuk | 31 | 5 | 0 | 36 |
| 12 | Peudawa | 22 | 9 | 0 | 31 |
| 13 | Banda Alam | 38 | 4 | 0 | 42 |
| 14 | Idi Tunong | 50 | 8 | 0 | 58 |
| 15 | Darul Ihsan | 14 | 4 | 0 | 18 |
| 16 | Idi Timur | 33 | 2 | 0 | 35 |
| 17 | Darul Aman | 33 | 1 | 6 | 40 |
| 18 | Nurussalam | 73 | 5 | 8 | 86 |
| 19 | Darul Falah | 21 | 8 | 0 | 29 |
| 20 | Julok | 32 | 1 | 0 | 33 |
| 21 | Indra Makmur | 18 | 9 | 0 | 27 |
| 22 | Pante Bidari | 22 | 7 | 0 | 29 |
| 23 | Simpang Ulim | 49 | 20 | 2 | 71 |
| 24 | Madat | 22 | 3 | 0 | 25 |
| | 2017 | 722 | 131 | 45 | 898 |
| | 2016 | 1 074 | 246 | 245 | 1 565 |

Sumber: Dinas Sosial Kabupaten Aceh Timur

Source: Social Department of Aceh Timur Regency

Jumlah Penyandang Masalah Kesejahteraan Sosial (PMKS)
Kabupaten Aceh Timur, 2017
Table 4.6.3 Number of Person Problem of Social Prosperity in Aceh Timur
Regency, 2017

| | Jenis Penyandang Masalah Kesejahteraan Sosial | Jumlah | Yang Sudah Dibantu | Yang Belum Dibantu |
|----|--|--------|--------------------|--------------------|
| | (1) | (2) | (3) | (4) |
| 1 | Fakir Miskin | 56 272 | 27 730 | 28 542 |
| 2 | Anak Yatim, Piatu dan Yatim Piatu | --- | --- | --- |
| 3 | Penyandang Cacat | 928 | 449 | 479 |
| 4 | Anak Terlantar | 453 | 437 | 16 |
| 5 | Lanjut Usia Terlantar | 1 250 | 1 100 | 463 |
| 6 | PPKKN (Perintis Kemerdekaan) | --- | --- | --- |
| 7 | Keluarga Berumah Tidak Layak Huni | 906 | 387 | 519 |
| 8 | Wanita Rawan Sosial Ekonomi | 90 | --- | 90 |
| 9 | Eks Penyakit Kronis | --- | --- | --- |
| 10 | Korban Tindak Kekerasan | 180 | --- | 180 |
| 11 | Anak Korban Tindak Kekerasan | 52 | --- | 52 |
| 12 | Anak Nakal | --- | --- | --- |
| 13 | Anak Jalanan | 5 | --- | 5 |
| 14 | Anak Balita Terlantar | 2 | --- | 2 |
| 15 | Masyarakat Tinggal Daerah Rawan Bencana | --- | --- | --- |
| 16 | Korban Bencana dan Musibah Lainnya | --- | --- | --- |
| 17 | Korban Penyalahgunaan Narkoba | --- | --- | --- |
| 18 | Eks Narapidana | --- | --- | --- |
| 19 | Wanita Tuna Susila | --- | --- | --- |
| 20 | Gelandangan dan Pengemis | --- | --- | --- |
| 21 | Masyarakat Terasing dan Komunitas Adat Terpencil | 351 | 75 | 276 |
| 22 | Keluarga Bermasalah Sosial Psikologis | --- | --- | --- |
| 23 | Keluarga Dhuafa | --- | --- | --- |
| | 2017 | 2 967 | 1 348 | 2 082 |
| | 2016 | --- | --- | --- |
| | 2015 | --- | --- | --- |

Sumber: Dinas Sosial Kabupaten Aceh Timur

Source: Social Department of Aceh Timur Regency

Jumlah Penduduk Menurut Kondisi Sosial di Kabupaten Aceh Timur, 2017

Tabel 4.6.4 *Number of persons according to social condition in Aceh Timur Regency, 2017*

| Kecamatan Subdistrict | Fakir Miskin | Anak Yatim, Piatu dan Yatim Piatu | Penyandang Cacat | Anak Terlantar | Lanjut Usia Terlantar | PPKKN (perintis Kemerdekaan) |
|--------------------------|-----------------|---|---------------------|-------------------|--------------------------|---------------------------------|
| (1) | (2) | (3) | (4) | (5) | (6) | (7) |
| 1 Serbajadi | 1 187 | --- | --- | --- | --- | 0 |
| 2 Simpang Jernih | 671 | --- | --- | --- | --- | 0 |
| 3 Peunaron | 1 132 | --- | --- | --- | --- | 0 |
| 4 Birem Bayeun | 2 837 | --- | --- | --- | --- | 3 |
| 5 Rantau Selamat | 1 698 | --- | --- | --- | --- | 1 |
| 6 Sungai Raya | 1 548 | --- | --- | --- | --- | 1 |
| 7 Peureulak | 6 273 | --- | --- | --- | --- | 32 |
| 8 Peureulak Timur | 1 727 | --- | --- | --- | --- | 7 |
| 9 Peureulak Barat | 1 997 | --- | --- | --- | --- | 7 |
| 10 Ranto Peureulak | 3 002 | --- | --- | --- | --- | 6 |
| 11 Idi Rayeuk | 4 506 | --- | --- | --- | --- | 17 |
| 12 Peudawa | 1 178 | --- | --- | --- | --- | 11 |
| 13 Banda Alam | 1 298 | --- | --- | --- | --- | 1 |
| 14 Idi Tunong | 1 692 | --- | --- | --- | --- | 1 |
| 15 Darul Ihsan | 1 170 | --- | --- | --- | --- | 2 |
| 16 Idi Timur | 925 | --- | --- | --- | --- | 0 |
| 17 Darul Aman | 2 786 | --- | --- | --- | --- | 3 |
| 18 Nurussalam | 2 987 | --- | --- | --- | --- | 9 |
| 19 Darul Falah | 508 | --- | --- | --- | --- | 0 |
| 20 Julok | 4 011 | --- | --- | --- | --- | 19 |
| 21 Indra Makmur | 2 284 | --- | --- | --- | --- | 0 |
| 22 Pante Bidari | 3 862 | --- | --- | --- | --- | 10 |
| 23 Simpang Ulim | 2 785 | --- | --- | --- | --- | 45 |
| 24 Madat | 4 208 | --- | --- | --- | --- | 11 |
| 2017 | 56 272 | --- | --- | --- | --- | 186 |
| 2016 | --- | --- | --- | --- | --- | --- |
| 2015 | --- | --- | --- | --- | --- | --- |

Sumber: Dinas Sosial Kabupaten Aceh Timur

Source: Social Department of Aceh Timur Regency

Tabel 4.6.4 Lanjutan
Table *Continued*

| Kecamatan Subdistrict | Kelurga Berumah Tidak Layak Huni | Wanita Rawan Sosial Ekonomi | Eks Penyakit Kronis | Korban Tindak Kekerasan | Anak Korban Tindak Kekerasan | Anak Nakal |
|----------------------------------|---|--|--------------------------------|--|---|-------------------|
| (1) | (8) | (9) | (10) | (11) | (12) | (13) |
| 1 Serbajadi | 4 | --- | --- | --- | --- | --- |
| 2 Simpang Jernih | 17 | --- | --- | --- | --- | --- |
| 3 Peunaron | 7 | --- | --- | --- | --- | --- |
| 4 Birem Bayeun | 56 | --- | --- | --- | --- | --- |
| 5 Rantau Selamat | 28 | --- | --- | --- | --- | --- |
| 6 Sungai Raya | 40 | --- | --- | --- | --- | --- |
| 7 Peureulak | 36 | --- | --- | --- | --- | --- |
| 8 Peureulak Timur | 45 | --- | --- | --- | --- | --- |
| 9 Peureulak Barat | 8 | --- | --- | --- | --- | --- |
| 10 Ranto Peureulak | 48 | --- | --- | --- | --- | --- |
| 11 Idi Rayeuk | 105 | --- | --- | --- | --- | --- |
| 12 Peudawa | 19 | --- | --- | --- | --- | --- |
| 13 Banda Alam | 28 | --- | --- | --- | --- | --- |
| 14 Idi Tunong | 92 | --- | --- | --- | --- | --- |
| 15 Darul Ihsan | 13 | --- | --- | --- | --- | --- |
| 16 Idi Timur | 27 | --- | --- | --- | --- | --- |
| 17 Darul Aman | 17 | --- | --- | --- | --- | --- |
| 18 Nurussalam | 61 | --- | --- | --- | --- | --- |
| 19 Darul Falah | 22 | --- | --- | --- | --- | --- |
| 20 Julok | 77 | --- | --- | --- | --- | --- |
| 21 Indra Makmur | 10 | --- | --- | --- | --- | --- |
| 22 Pante Bidari | 73 | --- | --- | --- | --- | --- |
| 23 Simpang Ulim | 15 | --- | --- | --- | --- | --- |
| 24 Madat | 64 | --- | --- | --- | --- | --- |
| 2017 | 912 | --- | --- | --- | --- | --- |
| 2016 | --- | --- | --- | --- | --- | --- |
| 2015 | --- | --- | --- | --- | --- | --- |

Sumber: Dinas Sosial Kabupaten Aceh Timur

Source: Social Department of Aceh Timur Regency

Tabel 4.6.4 **Lanjutan**
Table 4.6.4 **Continued**

| Kecamatan Subdistrict | Anak Jalanan | Anak Balita Terlantar | Masyarakat Tinggal Daerah Rawan Bencana | Korban Bencana dan Musibah Lainnya | Korban Penyalahgu naan Narkoba | Eks Narapidana |
|--|-------------------------------|--|--|---|---|---------------------------------|
| (1) | (14) | (15) | (16) | (17) | (18) | (19) |
| 1 Serbajadi | --- | --- | --- | --- | --- | --- |
| 2 Simpang Jernih | --- | --- | --- | --- | --- | --- |
| 3 Peunaron | --- | --- | --- | --- | --- | --- |
| 4 Birem Bayeun | --- | --- | --- | --- | --- | --- |
| 5 Rantau Selamat | --- | --- | --- | --- | --- | --- |
| 6 Sungai Raya | --- | --- | --- | --- | --- | --- |
| 7 Peureulak | --- | --- | --- | --- | --- | --- |
| 8 Peureulak Timur | --- | --- | --- | --- | --- | --- |
| 9 Peureulak Barat | --- | --- | --- | --- | --- | --- |
| 10 Ranto Peureulak | --- | --- | --- | --- | --- | --- |
| 11 Idi Rayeuk | --- | --- | --- | --- | --- | --- |
| 12 Peudawa | --- | --- | --- | --- | --- | --- |
| 13 Banda Alam | --- | --- | --- | --- | --- | --- |
| 14 Idi Tunong | --- | --- | --- | --- | --- | --- |
| 15 Darul Ihsan | --- | --- | --- | --- | --- | --- |
| 16 Idi Timur | --- | --- | --- | --- | --- | --- |
| 17 Darul Aman | --- | --- | --- | --- | --- | --- |
| 18 Nurussalam | --- | --- | --- | --- | --- | --- |
| 19 Darul Falah | --- | --- | --- | --- | --- | --- |
| 20 Julok | --- | --- | --- | --- | --- | --- |
| 21 Indra Makmur | --- | --- | --- | --- | --- | --- |
| 22 Pante Bidari | --- | --- | --- | --- | --- | --- |
| 23 Simpang Ulim | --- | --- | --- | --- | --- | --- |
| 24 Madat | --- | --- | --- | --- | --- | --- |
| 2017 | --- | --- | --- | --- | --- | --- |
| 2016 | --- | --- | --- | --- | --- | --- |
| 2015 | --- | --- | --- | --- | --- | --- |

Sumber: Dinas Sosial Kabupaten Aceh Timur

Source: Social Department of Aceh Timur Regency

Tabel 4.6.4 Lanjutan
Table Continued

| Kecamatan Subdistrict | Wanita Tuna Susila | Gelandangan dan Pengemis | Masyarakat Terasing dan Komunitas Adat T Pencencil | Keluarga Bermasalah Sosial Psikologis | Keluarga Dhuafa |
|--------------------------|-----------------------|-----------------------------|---|---|--------------------|
| (1) | (20) | (21) | (22) | (23) | (24) |
| 1 Serbajadi | --- | --- | 35 | --- | 696 |
| 2 Simpang Jernih | --- | --- | 78 | --- | 462 |
| 3 Peunaron | --- | --- | --- | --- | 630 |
| 4 Birem Bayeun | --- | --- | 40 | --- | 1211 |
| 5 Rantau Selamat | --- | --- | --- | --- | 862 |
| 6 Sungai Raya | --- | --- | 58 | --- | 802 |
| 7 Peureulak | --- | --- | --- | --- | 2877 |
| 8 Peureulak Timur | --- | --- | --- | --- | 895 |
| 9 Peureulak Barat | --- | --- | --- | --- | 1143 |
| 10 Ranto Peureulak | --- | --- | --- | --- | 1405 |
| 11 Idi Rayeuk | --- | --- | --- | --- | 2153 |
| 12 Peudawa | --- | --- | --- | --- | 1278 |
| 13 Banda Alam | --- | --- | --- | --- | 788 |
| 14 Idi Tunong | --- | --- | --- | --- | 990 |
| 15 Darul Ihsan | --- | --- | --- | --- | 544 |
| 16 Idi Timur | --- | --- | --- | --- | 421 |
| 17 Darul Aman | --- | --- | --- | --- | 1435 |
| 18 Nurussalam | --- | --- | --- | --- | 1278 |
| 19 Darul Falah | --- | --- | --- | --- | 268 |
| 20 Julok | --- | --- | 75 | --- | 1542 |
| 21 Indra Makmur | --- | --- | --- | --- | 1317 |
| 22 Pante Bidari | --- | --- | 65 | --- | 462 |
| 23 Simpang Ulim | --- | --- | --- | --- | 1212 |
| 24 Madat | --- | --- | --- | --- | 2135 |
| 2017 | 0 | 0 | 351 | 0 | 26 806 |
| 2016 | --- | --- | --- | --- | --- |
| 2015 | --- | --- | --- | --- | --- |

Sumber: Dinas Sosial Kabupaten Aceh Timur

Source: Social Department of Aceh Timur Regency

Direktori Panti Asuhan dan Jumlah Anak Asuh di Kabupaten Aceh Timur, 2017
Table 4.6.5 *Directory of Orphanage and Number of Foster Children in Aceh Timur Regency, 2017*

| | Nama Panti Asuhan/ Name of Orphanage | Alamat Panti Asuhan/ Address | Nama Pengelola/ Owner | Jumlah Anak Asuh | | |
|-------------|---|---------------------------------|-----------------------------|------------------|------------|------------------|
| | | | | L/M | P/F | Jumlah/ Total |
| | (1) | (2) | (3) | (4) | (5) | (6) |
| 1 | Nurussa'dah | Paya Demam Sa, Pante Bidari | Tgk. M Dahlan Umar | 30 | 18 | 48 |
| 2 | Baitul Huda | Paya Naden, Madat | Tgk. Muhsin | 26 | 14 | 40 |
| 3 | Baya Nuddin | Matang Kumbang, Simpang Ulim | Tgk. H. Ilyas Yusuf | 26 | 16 | 42 |
| 4 | Annur Al-Aziziyah | Mns. Teungoh, Nurussalam | Tgk. Muhyiddin | 26 | 17 | 43 |
| 5 | Raudhatul Amal | Kampung Jalan, Idi Rayeuk | Tgk. Abdul Hakim, ZA | 24 | 32 | 56 |
| 6 | Miftahul Tarbiyatul Waliyyah | Snb. Teungoh, Peureulak Timur | Tgk. H. Zulkifli Razali | 9 | 11 | 20 |
| 7 | Al Ansar Malikussaleh | Buket Kulam, Darul Aman | Tgk. Burhanuddin HS | 26 | 28 | 54 |
| 8 | Darul Huda | Matang Geuto, Darul Aman | Tgk. H. Muhibuddin | 25 | 0 | 25 |
| 9 | Mahyal Ulum | Putoh Sa, Pante Bidari | Tgk. Muksal Mina | 12 | 18 | 30 |
| 10 | Ayeum Mata | Paya Gajah, Pereulak Barat | Wadi Fatimah, SH | 20 | 0 | 20 |
| 11 | Al madinatul Munawwarah Al-Waliyah (Amal) | Beusa Sebrang, Pereulak Barat | Tgk. H Armis Musa | 33 | 26 | 59 |
| 2017 | | | | 257 | 180 | 437 |
| 2016 | | | | 260 | 237 | 497 |

Sumber: Dinas Sosial Kabupaten Aceh Timur
 Source: Social Department of Aceh Timur Regency

Tabel 4.6.6 Data Pembangunan Rumah Dhuafa Menurut Kecamatan di Kabupaten Aceh Timur, 2017
Table 4.6.6 *Data on the Construction of Dhuafa House by Subdistrict in Aceh Timur Regency, 2017*

| Kecamatan Subdistrict | | Jumlah Rumah Total (unit) |
|--------------------------|-----------------|---------------------------------|
| (1) | | (2) |
| 1 | Serbajadi | 8 |
| 2 | Simpang Jernih | 0 |
| 3 | Peunaron | 7 |
| 4 | Birem Bayeun | 7 |
| 5 | Rantau Selamat | 16 |
| 6 | Sungai Raya | 17 |
| 7 | Peureulak | 43 |
| 8 | Peureulak Timur | 11 |
| 9 | Peureulak Barat | 11 |
| 10 | Ranto Peureulak | 15 |
| 11 | Idi Rayeuk | 28 |
| 12 | Peudawa | 12 |
| 13 | Banda Alam | 9 |
| 14 | Idi Tunong | 23 |
| 15 | Darul Ihsan | 21 |
| 16 | Idi Timur | 11 |
| 17 | Darul Aman | 14 |
| 18 | Nurussalam | 3 |
| 19 | Darul Falah | 8 |
| 20 | Julok | 10 |
| 21 | Indra Makmur | 9 |
| 22 | Pante Bidari | 21 |
| 23 | Simpang Ulim | 18 |
| 24 | Madat | 30 |
| 2017 | | 352 |
| 2016 | | --- |
| 2015 | | --- |

Sumber: Dinas Pekerjaan Umum dan Perumahan Rakyat Kabupaten Aceh Timur

Source: Department of Public Works and Housing of Aceh Timur Regency

Jumlah Organisasi Kemasyarakatan, Organisasi Pemuda dan Lembaga Swadaya Masyarakat Menurut Kecamatan di Kabupaten
Tabel 4.6.7 Number of Community Organizations, Youth Organizations and Non-Governmental Organizations by Subdistrict in Aceh Timur Regency. 2017

| Kecamatan Subdistrict | Organisasi Kemasyarakatan (Ormas) | Organisasi Kepemudaan (OKP) | Lembaga Swadaya Masyarakat (LSM) |
|--------------------------|---|--------------------------------|-------------------------------------|
| (1) | (2) | (3) | (4) |
| 1 Serbajadi | 0 | 0 | 0 |
| 2 Simpang Jernih | 0 | 0 | 0 |
| 3 Peunaron | 0 | 0 | 1 |
| 4 Birem Bayeun | 0 | 0 | 2 |
| 5 Rantau Selamat | 0 | 0 | 2 |
| 6 Sungai Raya | 0 | 0 | 1 |
| 7 Peureulak | 0 | 0 | 13 |
| 8 Peureulak Timur | 0 | 0 | 4 |
| 9 Peureulak Barat | 0 | 0 | 1 |
| 10 Ranto Peureulak | 0 | 0 | 0 |
| 11 Idi Rayeuk | 5 | 3 | 19 |
| 12 Peudawa | 0 | 0 | 1 |
| 13 Banda Alam | 0 | 0 | 0 |
| 14 Idi Tunong | 0 | 0 | 1 |
| 15 Darul Ihsan | 0 | 0 | 1 |
| 16 Idi Timur | 0 | 0 | 0 |
| 17 Darul Aman | 0 | 0 | 1 |
| 18 Nurussalam | 0 | 0 | 2 |
| 19 Darul Falah | 0 | 0 | 1 |
| 20 Julok | 0 | 0 | 5 |
| 21 Indra Makmur | 0 | 0 | 0 |
| 22 Pante Bidari | 0 | 0 | 5 |
| 23 Simpang Ulim | 0 | 0 | 4 |
| 24 Madat | 1 | 0 | 4 |
| 2017 | 6 | 3 | 68 |
| 2016 | --- | --- | --- |
| 2015 | --- | --- | --- |

Sumber: Badan Kesatuan Bangsa dan Politik Kabupaten Aceh Timur
 Source: National and Political Unity Office of Aceh Timur Regency

Tabel 4.6.8 **Direktori Organisasi Kemasyarakatan, Organisasi Kepemudaan dan Lembaga Swadaya Masyarakat di Kabupaten Aceh Timur, 2017**
Table 4.6.8 **Directory of Community Organizations, Youth Organizations and Non-Governmental Organizations in Aceh Timur Regency, 2017**

| Nama Ormas/ OKP/ LSM | | Alamat Sekretariat |
|--|---|---|
| (1) | (2) | |
| Organisasi Kemasyarakatan (Ormas) | | |
| 1 | Federasi Serikat Pekerja Transport Indonesia | |
| 1 | Konfederasi Serikat Pekerja Seluruh Indonesia (F.SPTI-K.SPSI) | Jln. Medan-B. Aceh Idi Desa Buket Pala, Idi Rayeuk |
| 2 | Konfederasi Serikat Pekerja Seluruh Indonesia (KSPSI) | Jln. Medan-B. Aceh Idi Desa Buket Pala, Idi Rayeuk |
| 3 | Legiun Veteran Republik Indonesia Markas Cabang | Jln.Masjid Lama No.103 Keude Aceh, Idi Rayeuk |
| 4 | DPC Ikatan Penulis dan Jurnalis Indonesia (IPJI) | Jln. Medan-B. Aceh Gp. Tanoh Anoe, Idi Rayeuk |
| 5 | Asosiasi Pelaku Pariwisata Indonesia (ASPPPI) | Jln. Medan-B. Aceh Desa Tanjong Minje, Madat |
| 6 | Ikatan Cendekiawan Muslim Indonesia (ICMI) | Jl. Sudirman No.14 Kec. Idi Rayeuk |
| Organisasi Kepemudaan (OKP) | | |
| 1 | Komite Nasional Pemuda Indonesia (KNPI) | Jln. Medan-B. Aceh Dsn. Amiruddin,Gp. Tanoh Anou Kec. |
| 2 | Generasi Muda FKPPi Kabupaten Aceh Timur | Jln. Mansur No. 4 Idi Rayeuk |
| 3 | PC.Himpunan Mahasiswa Al-Washiliyah (PC.HIMMAH) | Jln. Pajak Ikan Lama Gp.Jawa, Idi Rayeuk |
| Lembaga Swadaya Masyarakat (LSM) | | |
| 1 | DPD Forum Komunikasi Anak Bangsa (FORKAB) | Jl.Alue Ie Mira Ds.Ulee Ateung, Julok |
| 2 | LSM Jaringan Isu Pendidikan untuk Rakyat (LSM JIPUR) | Jln. Medan-B. Aceh Desa Peulalu, Simpang Ulim |
| 3 | DPW Komite Mahasiswa Pemuda Aceh (DPW-KMPA) | Jln. Medan-B. Aceh Gp. Pasir Putih Dpn Terminal Peureulak |
| 4 | LSM Putroe Aceh | Jln. Medan-B. Aceh No. 39 Gp. Lhok Dalam |
| 5 | Lembaga Pendidikan dan Pelatihan "Orbit Idi" | Jln. T. Djohansyah Gp. Jawa Idi Rayeuk |
| 6 | Community Moblize And Development Forum (COMDEF ATJEH) | Jln. Medan-B. Aceh Dsn Istirahat Desa Tanoh Anoe Idi Rayeuk |

Sumber: Badan Kesatuan Bangsa dan Politik Kabupaten Aceh Timur

Source: National and Political Unity Office of Aceh Timur Regency

Tabel 4.6.8 **Lanjutan**
Table 4.6.8 **Continued**

| | Nama Ormas/ OKP/ LSM | Alamat Sekretariat |
|----|---|---|
| | (1) | (2) |
| 7 | Konsorsium Lembaga Swadaya Masyarakat Aceh Timur | Jln. Rs. Rehab Medik Gp. Lhok Dalam Peureulak Kota Kab. Aceh Timur |
| 8 | Sentra Komunikasi Mitra Polri Kabupaten Aceh Timur | Desa Bukit Tiga Dusun Sumber Agung Kecamatan Peunaron Kab. Aceh Timur |
| 9 | Aceh Association Of Oil & Gas Drilling Empowerment (Perkumpulan Masyarakat Aceh Khusus Dibidang Minyak dan Gas) | Jln. T. Umar Gp. Keude Aceh Kec. Idi Rayeuk Kab. Aceh Timur |
| 10 | Aceh Security Group Antara Bangsa | Jln. Medan-B. Aceh No. 1 Gp. Teumpok Teungoh Kecamatan Julok Kab. Aceh |
| 11 | Dayah Baitun Nur Kabupaten Aceh Timur | Jln. Medan-B. Aceh Dsn. Bukit Batee Gp. Pulo Blang Kec. Darul Ihsan |
| 12 | Rajawali Cipta | Jln. Pegadaian No. 45 A Kec. Peureulak |
| 13 | LSM Serangan Fajar Reformasi Peduli Ummat | Jln. Medan-B. Aceh Km. 371-372 Gp. Jalan Kec. Idi Rayeuk Kab. Aceh |
| 14 | Lembaga Pengawas Independen Indonesia | Jln. Paya Demam-Madat Kec. Madat |
| 15 | LSM Lingkaran Buraq Aceh (LSM LIBIA) | Jln. Medan-B. Aceh Kec. Simpang Ulim |
| 16 | LSM Transparan | Jln. Medan-B. Aceh Gampong Blang Kec. Simpang Ulim Kab. Aceh Timur |
| 17 | Lembaga Pendidikan "Bina Aneuk Nanggroe" | Jln. Medan-B. Aceh Km. 401 Alue Lhok Kec. Peureulak Timur |
| 18 | Komite Pemantau Program Hutan Indonesia | Jln. RSU Rehab Medik Desa Lhok Dalam Kec. Peureulak |
| 19 | Lembaga Pengembangan Rakyat Desa Boinah Tuha Rakyat Tani | Jln. Bagok-Salek Km. 2 Ulee Ateung Kec. Nurussalam Kab. Aceh Timur |
| 20 | Rabithah Ulama Dayah (RUDA) | Jln. Medan-B. Aceh Dayah Darul Muarif Miftahul Tarbiah Kec. Peureulak Timur |
| 21 | Dayah Darul Khairi Kabupaten Aceh Timur | Gampong Paya Demam Peut Kec. Madat |
| 22 | Sanggar Group Seni "Rincong Bengkuang" | Gp. Bintang Kec. Madat Kabupaten |

Sumber: Badan Kesatuan Bangsa dan Politik Kabupaten Aceh Timur

Source: National and Political Unity Office of Aceh Timur Regency

Tabel 4.6.8 **Lanjutan**
Table 4.6.8 **Continued**

| | Nama Ormas/ OKP/ LSM | Alamat Sekretariat |
|----|--|--|
| | (1) | (2) |
| 23 | Lembaga Peduli Pendidikan Anak Bijeuh Mata | Jln. T.Chik Ditiro No. 3 Dsn Kuta Baro Gp. Jawa, Idi |
| 24 | Lembaga Pendidikan Ainul Mardiah | Gampong Jawa Kec. Idi Rayeuk |
| 25 | Himpunan Lembaga Pelatihan Seluruh Indonesia (HILSI) | Jl. Medan-B.Aceh Gp.Tanoh Anoe Kec.Idi Rayeuk Kab.Aceh Timur |
| 26 | Taman Anak Sejahtera (TAS) Darul-Athfal | Jln. Mansur No.9 Dsn. Kuta Baro Gp. Jawa Idi Rayeuk Kab.Aceh Timur |
| 27 | LSM Aceh Persada Indonesia (LSM API) | Jln. Medan-B. Aceh Idi Rayeuk |
| 28 | Komite Inong Balee Aceh (KIBA) | Jln. Medan-B.Aceh Gp. Keumuneng Kec.Peureulak Kabupaten Aceh Timur |
| 29 | Himpunan Alim Ulama Peureulak Raya (HAURA) | Jln. Medan-B.Aceh Dayah Assaul Leuge Peureulak Kab.Aceh Timur |
| 30 | Komunitas Aneuk Nanggroe (KANA) | Jln.Medan-B.Aceh Km.400 Alue Tho Peureulak Timur |
| 31 | Civil Society Centre (CSC) | Jln. Medan-B. Aceh Blang Pauh Dua Kota Binjei Julok |
| 32 | Forum Komunikasi Pemuda Aceh (FKPA) | Jln. Medan-B.Aceh Kec. Peureulak |
| 33 | LSM Jantong Hatee | Jln.Medan-B.Aceh Ds. Paya Demam Dua Kec. Pante Bidari Kab.Aceh Timur |
| 34 | LSM Solidaritas Masyarakat Madani Untuk | Jln. Medan-B.Aceh Ds.Paya Demam Dua Kec. Pante |
| 35 | Solidaritas Untuk Kesehatan Aceh (SUKA) | Jln. Medan-B.Aceh Ds.Paya Demam Dua Kec. Pante Bidari Kab.Aceh Timur |
| 36 | Solidaritas Untuk Masyarakat Aceh (SUKMA) | Jln. Teupin Bantei No10 Ds.Meunash Tunong Kec.Pante Bidari Kab.Atim |
| 37 | Lembaga Pendidikan Islam Al-Amir | Jln. Keude Blang Kec. Idi Rayeuk |
| 38 | Kesatuan Aksi Mahasiswa dan Pemuda Aceh Timur (KAMUPAT) | Jln. Teupin Batee Meunasah Tunong Kec. Pante Bidari Kab. Aceh Timur |
| 39 | Lembaga Pendidikan Pelatihan dan Pembinaan Islam Terpadu (LPPIT) Al-Qalam Kabupaten Aceh Timur | Jln. Medan-B. Aceh Gp. Snb. Bacee Kec. Idi Rayeuk Kab. Aceh Timur |
| 40 | LSM Solidaritas Untuk Peduli Anggaran (SaPA) | Jln. Negara Lr. Sekolah MAN Gp. Keumuneng Kec. Peureulak Kab. Aceh Timur |

Sumber: Badan Kesatuan Bangsa dan Politik Kabupaten Aceh Timur

Source: National and Political Unity Office of Aceh Timur Regency

Tabel 4.6.8 **Lanjutan**
Table 4.6.8 **Continued**

| Nama Ormas/ OKP/ LSM | | Alamat Sekretariat |
|----------------------|---|---|
| (1) | (2) | (2) |
| 41 | Laskar Anti Korupsi Indonesia (LAKI) | Dsn. Peulawi Ds. Alue Bu Tuha Kec. Peureulak Kab. Aceh Timur |
| 42 | LSM Rakyat Aceh (RAYA) | Ds. Tanah Anoe Kec. Idi Rayeuk |
| 43 | Gabungan Organisasi Penyelenggara Taman Kanak-Kanak Indonesia (GOPTKI) Kab. Aceh Timur | Jln. Medan-B. Aceh Gp. Aceh Kec. Idi Rayeuk Kab. Aceh Timur |
| 44 | Sanggar Seni Musik Aceh Timur (SMAT) | Dsn. Kuta Dayah Gp. Beusa Sebrang Kec. Peureulak Barat Kab. Aceh Timur |
| 45 | Aceh Timur Development Committee (ATI-DEC) (Lembaga Panitia Pembangunan Kabupaten Aceh Timur) | Jln. Alue Nireh Gp. Geulanggang Meurak Kec. Peureulak Timur Kab. Aceh Timur |
| 46 | LSM Suara Rakyat Aceh (SRA) | Desa Alue Nibong Kec. Peureulak |
| 47 | Himpunan Lembaga Pelatihan Seluruh Indonesia (HILSI) | Jln. Medan-B. Aceh Gp. Tanah Anoe Kec. Idi Rayeuk Kab. Aceh Timur |
| 48 | Forum Perjuangan Rakyat Atas Tanah (FORJERAT) | Seuneubok Teupin Panah Kec. Idi Tunong Kab. Aceh Timur |
| 49 | LSM Forum Pemerhati Lingkungan Go-Green (Penghijauan Lingkungan) Aceh | Jln. Medan-B. Aceh Desa Peulalu Kec. Simpang Ulim Kab. Aceh Timur |
| 50 | Lembaga Pemantau Pembangunan Indonesia (LP2I) | Jln. Medan-B. Aceh Desa Bayeun Kec. Rantau Selamat Kab. Aceh Timur |
| 51 | Pusat Pengembangan Masyarakat Aceh (PPMA) | Gampong Blang Pauh Sa Kecamatan Julok Kabupaten Aceh Timur |
| 52 | BPC. Gabungan Pelaksana Kontruksi Nasioanal Indonesia (GAPENSI) Aceh Timur | Jln. Medan-B. Aceh Gampong Aceh Km 371 Kecamatan Idi Raveuk |
| 53 | Asosiasi Pertambangan dan Energi Aceh (APDEA) | Jln. Petua Husein Dsn. Selatan Gp. Blang Geulumpang Kec. Idi Rayeuk |
| 54 | Komunitas Insan Cita Kabupaten Aceh Timur (KOMIC) | Desa Labuhan Keude Kec. Sungai Raya |
| 55 | Aceh Mangrove Care Foundation (AMC) | Jln. Tanjong Minjei Mns. Asan Gp. Lueng Sa Km. 6 Kecamatan Madat |
| 56 | Aliansi Masyarakat Peduli Petani Aceh (AMPPA) | Desa Buket Tufah No. 12 Kec. Darul Falah Kabupaten Aceh Timur |

Sumber: Badan Kesatuan Bangsa dan Politik Kabupaten Aceh Timur

Source: National and Political Unity Office of Aceh Timur Regency

Tabel 4.6.8 **Lanjutan**
Table 4.6.8 **Continued**

| | Nama Ormas/ OKP/ LSM | Alamat Sekretariat |
|----|--|--|
| | (1) | (2) |
| 57 | Aceh Timur Motor Communication (ATMC) Kabupaten | Jln.Medan-B.Aceh Gp.Alue Batee Kecamatan Peudawa |
| 58 | Lsm BIMA | Jln.Paya Tenggar Kp.Bandung Ds.Benteng Kec.Birem Bayeun |
| 59 | Lembaga Pendidikan Mini Komputer (LPMK) | Jln.Medan-B.Aceh Km.387 Blang Bitra Kec.Peureulak Kab.Aceh Timur |
| 60 | Lsm Serikat Pekerja Putera Julok (SP2J) | Jln.Alue Mirah Km.1 Kuta Binje Kec.Julok Kabupaten Aceh Timur |
| 61 | Lsm Az-Zahra Institute | Ds.Peukan Idi Cut Kec.Darul Aman |
| 62 | Ikatan Santri Aceh Timur (ISAT) | Jln.Medan-B.Aceh Gampong Jalan Kec.Idi Rayeuk |
| 63 | Lembaga Pemuda Rakyat Aceh Republik Indonesia | Jln.Medan-B.Aceh Tanoh Anoe Kec.Idi Rayeuk Kab.Aceh Timur |
| 64 | Forum Bela Negara Republik Indonesia (FBN-RI) | Ds.Tanoh anoe Kec.Idi Rayeuk |
| 65 | Serikat Pekerja Nurussalam Dan Darul Falah | Jl.Medan-B.Aceh Gp.Mnsh Teungoh |
| 66 | Lembaga Pengawasan dan Advokasi Publik Republik Indonesia (LPAPRI) | Jl.Medan-B.Aceh No.8 Dsn.Pertanian Gp.Keude Birem Kec.Birem Bayeun |
| 67 | Lembaga Informasi Pelayanan Rumah Singgah Anti Narkotika (LIPRAN) | Gp.Rantau Panjang Kec.Rantau Selamat |
| 68 | Sanggar seni Cermen Jameun (SSCJ) | Jln. Pegadaian Dsn. Pande Ds. Legue Kec.Peureulak Kab.Aceh Timur |

Sumber: Badan Kesatuan Bangsa dan Politik Kabupaten Aceh Timur

Source: National and Political Unity Office of Aceh Timur Regency

Tabel 4.6.9 Jumlah Kejadian Bencana Banjir di Kabupaten Aceh Timur, 2017
Table *Number of Flood by types in Aceh Timur Regency, 2017*

| Kecamatan Subdistrict | Jumlah Desa Bencana Number of Village | Ketinggia n Air Water Level | Jumlah Korban | | Jumlah Pengungsi | | Kerusakan Damage |
|--------------------------|--|--------------------------------------|-----------------------|-----------------|----------------------|-----------------|--|
| | | | KK / Househ old | Jiwa/ Person | KK/ House hold | Jiwa/ Person | |
| (1) | (2) | (3) | | | (4) | (5) | |
| 1 Peunaron | 3 | 30-90 cm | 40 | 157 | 6 | 25 | --- |
| 2 Birem Bayeun | 3 | 30-100cm | 255 | 1 022 | 30 | 120 | --- |
| 3 Ranto Pereulak | 9 | 50-100 cm | 795 | 2 895 | 204 | 762 | 55 unit rumah rusak ringan 10 unit rumah rusak berat 6 unit rumah hanyut 2 unit jembatan rusak berat 2 unit jembatan rusak ringan |
| 4 Peudawa | 7 | 40-100 cm | 308 | 1 186 | --- | --- | --- |
| 5 Banda Alam | 6 | 50-100 cm | 20 | 93 | 20 | 93 | --- |
| 6 Idi Tunong | 3 | 50-100 cm | 190 | 751 | 25 | 91 | 8 unit rumah rusak ringan |
| 7 Idi Timur | 7 | 40-100 cm | 161 | 541 | 2 | 7 | 2 unit rumah roboh |
| 8 Nurussalam | 7 | 40-100 cm | 253 | 1 022 | 163 | 690 | 1 unit rumah rusak berat |
| 9 Julok | 19 | 50-100 cm | 723 | 2 607 | 136 | 490 | |
| 10 Indra Makmur | 8 | 50-100 cm | 632 | 2 210 | 90 | 360 | 1 unit jembatan roboh Sawah 113 Ha |
| 11 Pante Bidari | 2 | 50-70 cm | 184 | 736 | 184 | 736 | 1 unit jembatan roboh |
| 12 Madat | 1 | 30-90 cm | 116 | 580 | 116 | 580 | --- |
| Total | 75 | | 3 677 | 13 800 | 976 | 3 954 | |

Sumber: Badan Penanggulangan Bencana Daerah Kabupaten Aceh Timur

Source: District Disaster Management of Aceh Timur Regency

Tabel 4.6.10 Jumlah Kerugian Akibat Bencana Alam di Kabupaten Aceh Timur, 2017
Table 4.6.10 Number Loss Due To Natural Disaster Victims in Aceh Timur Regency, 2017

| Kecamatan Subdistrict | Korban Jiwa | | | Kerusakan Rumah | | |
|--------------------------|-------------|------------|-------------|-----------------|-------------|--------------|
| | Meninggal | Luka berat | Luka Sedang | Luka Ringan | Rusak Berat | Rusak Ringan |
| (1) | (2) | | | | (4) | (5) |
| 1 Serbajadi | 0 | 0 | 0 | 0 | 0 | 0 |
| 2 Simpang Jernih | 0 | 0 | 0 | 0 | 0 | 0 |
| 3 Peunaron | 0 | 0 | 0 | 0 | 0 | 0 |
| 4 Birem Bayeun | 0 | 0 | 0 | 0 | 0 | 0 |
| 5 Rantau Selamat | 0 | 0 | 0 | 0 | 0 | 0 |
| 6 Sungai Raya | 0 | 0 | 0 | 0 | 0 | 0 |
| 7 Peureulak | 0 | 0 | 0 | 0 | 0 | 0 |
| 8 Peureulak Timur | 0 | 0 | 0 | 0 | 0 | 0 |
| 9 Peureulak Barat | 0 | 0 | 0 | 0 | 0 | 0 |
| 10 Ranto Peureulak | 0 | 0 | 0 | 0 | 16 | 55 |
| 11 Idi Rayeuk | 0 | 0 | 0 | 0 | 0 | 0 |
| 12 Peudawa | 0 | 0 | 0 | 0 | 0 | 0 |
| 13 Banda Alam | 1 | 0 | 0 | 0 | 0 | 0 |
| 14 Idi Tunong | 0 | 0 | 0 | 0 | 0 | 8 |
| 15 Darul Ihsan | 0 | 0 | 0 | 0 | 0 | 0 |
| 16 Idi Timur | 0 | 0 | 0 | 0 | 2 | 0 |
| 17 Darul Aman | 0 | 0 | 0 | 0 | 0 | 0 |
| 18 Nurussalam | 0 | 0 | 0 | 0 | 1 | 0 |
| 19 Darul Falah | 0 | 0 | 0 | 0 | 0 | 0 |
| 20 Julok | 0 | 0 | 0 | 0 | 0 | 0 |
| 21 Indra Makmur | 0 | 0 | 0 | 0 | 0 | 0 |
| 22 Pante Bidari | 0 | 0 | 0 | 0 | 0 | 0 |
| 23 Simpang Ulim | 0 | 0 | 0 | 0 | 0 | 0 |
| 24 Madat | 0 | 0 | 0 | 0 | 0 | 0 |
| 2017 | 1 | 0 | 0 | 0 | 19 | 63 |
| 2016 | 0 | --- | --- | --- | 0 | 0 |
| 2015 | 2 | --- | --- | --- | 81 | 150 |

Sumber: Badan Penanggulangan Bencana Daerah Kabupaten Aceh Timur

Source: District Disaster Management of Aceh Timur Regency

Direktori Wilayah Potensi Bencana Alam di Kabupaten Aceh Timur,

2017

Tabel

4.6.11

Table

Directory of Area with Natural Disaster Potention in Aceh Timur Regency,2017

| | Kecamatan <i>Subdistrict</i> | Jumlah Desa | Jenis Potensi Bencana | Banyaknya Kejadian | |
|----|---------------------------------|----------------|---------------------------------|--------------------|------------|
| | | | | Banjir | Kebakaran |
| | (1) | (2) | (3) | (4) | (5) |
| 1 | Serbajadi | 7 | Banjir Tanah Longsor | 0 | 0 |
| 2 | Simpang Jernih | 7 | Banjir Tanah Longsor | 0 | 0 |
| 3 | Peunaron | 3 | Banjir Tanah Longsor | 1 | 0 |
| 4 | Birem Bayeun | 14 | Banjir dan angin Puting Beliung | 1 | 4 |
| 5 | Rantau Selamat | 3 | Banjir dan angin Puting Beliung | 0 | 1 |
| 6 | Sungai Raya | 9 | Banjir dan angin Puting Beliung | 0 | 0 |
| 7 | Peureulak | 13 | Banjir dan angin Puting Beliung | 0 | 11 |
| 8 | Peureulak Timur | 5 | Banjir dan angin Puting Beliung | 0 | 0 |
| 9 | Peureulak Barat | 15 | Banjir dan angin Puting Beliung | 0 | 1 |
| 10 | Ranto Peureulak | 20 | Banjir dan angin Puting Beliung | 2 | 18 |
| 11 | Idi Rayeuk | 6 | Banjir dan angin Puting Beliung | 0 | 10 |
| 12 | Peudawa | 12 | Banjir dan angin Puting Beliung | 1 | 1 |
| 13 | Banda Alam | 10 | Banjir | 1 | 0 |
| 14 | Idi Tunong | 7 | Banjir dan angin Puting Beliung | 1 | 0 |
| 15 | Darul Ihsan | 7 | Banjir dan angin Puting Beliung | 0 | 2 |
| 16 | Idi Timur | 12 | Banjir dan angin Puting Beliung | 1 | 0 |
| 17 | Darul Aman | 17 | Banjir dan angin Puting Beliung | 1 | 2 |
| 18 | Nurussalam | 26 | Banjir dan angin Puting Beliung | 1 | 1 |
| 19 | Darul Falah | 6 | Banjir | 0 | 1 |
| 20 | Julok | 28 | Banjir | 1 | 3 |
| 21 | Indra Makmur | 10 | Banjir Tanah Longsor | 1 | 0 |
| 22 | Pante Bidari | 9 | Banjir | 1 | 1 |
| 23 | Simpang Ulim | 5 | Banjir | 1 | 2 |
| 24 | Madat | 14 | Banjir dan angin Puting Beliung | 0 | 3 |
| | 2017 | 265 | | 14 | 61 |
| | 2016 | 260 | | 14 | 102 |

Sumber: Badan Penanggulangan Bencana Daerah Kabupaten Aceh Timur

Source: District Disaster Management of Aceh Timur Regency

Jumlah Kebakaran yang Dilaporkan dan Mendapat Bantuan PMK Menurut Objek di Kabupaten Aceh Timur, 2017
Table 4.6.12 *Number of Fires Reported and Received PMK Assistance by Object in Aceh Timur Regency, 2017*

| | Kecamatan <i>Subdistrict</i> | Rumah Tinggal | Gedung Pemerintahan | Tempat Ibadah | Lainnya |
|----|---------------------------------|---------------|------------------------|---------------|-----------|
| | (1) | (2) | (3) | (4) | (5) |
| 1 | Serbajadi | 0 | 0 | 0 | 0 |
| 2 | Simpang Jernih | 0 | 0 | 0 | 0 |
| 3 | Peunaron | 0 | 0 | 0 | 0 |
| 4 | Birem Bayeun | 0 | 0 | 0 | 4 |
| 5 | Rantau Selamat | 1 | 0 | 0 | 0 |
| 6 | Sungai Raya | 0 | 0 | 0 | 0 |
| 7 | Peureulak | 6 | 0 | 0 | 5 |
| 8 | Peureulak Timur | 0 | 0 | 0 | 0 |
| 9 | Peureulak Barat | 1 | 0 | 0 | 0 |
| 10 | Ranto Peureulak | 4 | 0 | 0 | 14 |
| 11 | Idi Rayeuk | 8 | 0 | 0 | 2 |
| 12 | Peudawa | 1 | 0 | 0 | 0 |
| 13 | Banda Alam | 0 | 0 | 0 | 0 |
| 14 | Idi Tunong | 0 | 0 | 0 | 0 |
| 15 | Darul Ihsan | 2 | 0 | 0 | 0 |
| 16 | Idi Timur | 0 | 0 | 0 | 0 |
| 17 | Darul Aman | 2 | 0 | 0 | 0 |
| 18 | Nurussalam | 1 | 0 | 0 | 0 |
| 19 | Darul Falah | 1 | 0 | 0 | 0 |
| 20 | Julok | 2 | 1 | 0 | 0 |
| 21 | Indra Makmur | 0 | 0 | 0 | 0 |
| 22 | Pante Bidari | 1 | 0 | 0 | 0 |
| 23 | Simpang Ulim | 1 | 1 | 0 | 0 |
| 24 | Madat | 3 | 0 | 0 | 0 |
| | 2017 | 34 | 2 | 0 | 25 |
| | 2016 | 44 | 1 | 0 | 57 |
| | 2015 | 33 | 3 | 0 | 42 |

Sumber: Badan Penanggulangan Bencana Daerah Kabupaten Aceh Timur

Source: *District Disaster Management of Aceh Timur Regency*



Kelapa Sawit

Merupakan komoditas perkebunan di Aceh Timur dengan Luas lahan terluas di tahun 2017 yakni seluas **25.997Ha**



Produksi dari komoditas kelapa sawit di Kabupaten Aceh Timur pada tahun 2017 mencapai

115.659,30 Ton



Tanaman Karet

Menjadi komoditas dengan luas lahan terluas nomor 2 di aceh timur dengan luas lahan Mencapai

22.214 Ha

Pada tahun 2017 produksi dari tanaman karet tersebut mencapai

14.962,67 Ton



kakao

luas lahan Kakao di Kabupaten Aceh Timur pada tahun 2017 mencapai

12.745 Ha

Dengan Produksi buah Kakao Sebesar

6.806,97 Ton



Kelapa Dalam

luas lahan kelapa dalam di Kabupaten Aceh Timur pada tahun 2016 mencapai

6.834.50 Ha

Dengan Produksi Buah Kelapa Dalam Sebesar

6.106,83Ton



Pinang

luas lahan Pinang di Kabupaten Aceh Timur pada tahun 2016 mencapai

2705 Ha

Dengan Produksi Buah Pinang Sebesar

1.613,28 Ton

PENJELASAN TEKNIS**TECHNICAL NOTES**

1. Lahan sawah adalah lahan pertanian yang berpetak-petak dan dibatasi oleh pematang (galangan), saluran untuk menahan/ menyalurkan air, yang biasanya ditanami padi sawah tanpa memandang dari mana diperoleh atau status lahan tersebut. Lahan yang dimaksud termasuk lahan yang terdaftar di Pajak Bumi Bangunan, Luran Pembangunan Daerah, lahan bengkok, lahan serobotan, lahan rawa yang ditanami padi dan lahan bekas tanaman tahunan yang telah dijadikan sawah, baik yang ditanami padi, palawija atau tanaman semusim lainnya.

2. Tegal/Kebun adalah lahan pertanian bukan sawah (lahankering) yang ditanami tanaman semusim atau tahunan dan terpisah dengan halaman sekitar rumah serta penggunaannya tidak berpindah pindah.

3. Ladang/Huma adalah lahan pertanian bukan sawah (lahankering) yang biasanya ditanami tanaman semusim dan penggunaannya hanya semusim atau dua musim, kemudian akan ditinggalkan bila sudah tidak subur lagi (berpindah-pindah). Kemungkinan lahan ini beberapa tahun kemudian akan dikerjakan kembali jika sudah subur.

4. Lahan yang sementara tidak diusahakan adalah lahan yang biasanya diusahakan tetapi untuk sementara (lebih dari 1 (satu) tahun tetapi kurang dari atau sama dengan 2 (dua) tahun) tidak diusahakan, termasuk lahan sawah yang tidak diusahakan selama lebih dari 2 (dua) tahun.

1. Wetland is agricultural land that separated by small dykes to resist water, where the main crop is usually wetland paddy without considering where it is got from or the status of the land. It includes the land that is registered at land income tax office, regional development contribution, 'bengkok' land, illegal ownership, swamps for rice cultivation, and annual crop land mark that has been used as rice field, which are both planted with paddy, secondary crops or the other seasonal crops.

2. Dry field/Garden is an dryland (unirrigated land) which is planted with seasonal or annual crops and separately from the yard around the house without shifting

3. Unirrigated agricultural field /Shifting cultivation land is dryland (unirrigated land) that usually is cultivated for seasonal crops and utilized only for one or two seasons, then it will be left when it is not fertile (shifting). Maybe, this land will be used again in a few years if it has been fertile.

4. Temporarily unused land is land that is regularly used but temporarily (more than a year but less or equal than two years) is unused, it includes wetland that is not cultivated more than two years.

5. Data pokok tanaman pangan yang dikumpulkan adalah luas panen dan produktivitas (hasil perhektar). Produksi tanaman pangan merupakan hasil perkalian antara luas panen dengan produktivitas. Pengumpulan data luas panen dilakukan setiap bulan dengan pendekatan area kecamatan di seluruh wilayah Indonesia. Pengumpulan data produktivitas dilakukan melalui pengukuran langsung pada plot ubinan berukuran 2½ m x 2½ m. Pengumpulan data produktivitas dilakukan setiap subround (empatbulanan) pada waktu panen petani.

6. Data produksi padi dan palawija yang disajikan adalah dalam kualitas: gabah kering giling (padi), pipilan kering (jagung), biji kering (kedelai dan kacang tanah), dan umbi basah (ubi kayu dan ubi jalar).

7. Tanaman sayuran dan buah-buahan semusim

Tanaman sayuran semusim adalah tanaman sumber vitamin, garam mineral dan lain-lain yang dikonsumsi dari bagian tanaman yang berupa daun, bunga, buah, dan umbinya, yang berumur kurang dari satu tahun.

Tanaman buah-buahan semusim adalah tanaman sumber vitamin, garam mineral, dan lain-lain yang dikonsumsi dari bagian tanaman yang berupa buah, berumur kurang dari satu tahun, tidak berbentuk pohon/rumpun tetapi menjalar dan berbatang lunak.

5. The main food crops data collected consists of harvested area and productivity (yield per hectare). Food crops production is generated by harvested area multiplied by productivity. The harvested area data is collected every month using sub district area approach in all sub district in Indonesia. The productivity data collection is conducted by a direct measurement in 2½m x 2½m crop cutting plot. The productivity measurement is conducted in every subround (four monthly) at the time when farmers are harvesting their crops.

6. Production of paddy and secondary crops data are presented in the form of: dry unhusked rice (paddy), dry loose maize (maize), dry shells crops (soybeans and peanuts), and fresh roots (cassava and sweet potatoes).

7. Seasonal vegetable and fruit plants

Seasonal vegetable plants are plants which are the sources of vitamin, mineral salt, etc, consumed from the part of the plant in the form of leaf, flower, fruit, and root with the age of less than one year.

Seasonal fruit plants are plants which are the sources of vitamin, mineral salt, etc, consumed from the part of the plant in the form of fruits. These plants are creeps with the age of less than one year.

8. Tanaman buah-buahan dan sayuran tahunan

Tanaman buah-buahan tahunan adalah tanaman sumber vitamin, garam mineral, dan lain-lain yang dikonsumsi dari bagian tanaman yang berupa buah dan merupakan tanaman tahunan.

Tanaman sayuran tahun adalah tanaman sumber vitamin, garam mineral, dan lain-lain yang dikonsumsi dari bagian tanaman yang berupa daun dan atau buah yang berumur lebih dari satu tahun

9. Luas panen tanaman hortikultura adalah luas tanaman sayuran, buah-buahan, biofarmaka, dan tanaman hias yang diambil hasilnya/dipanen pada periode pelaporan.

10.. Luas panen untuk tanaman sayuran adalah luas tanaman yang dipanen sekaligus/habis/dibongkar dan luas tanaman yang dipanen berkali-kali (lebih dari satu kali)/belum habis.

Tanaman yang dipanen sekaligus/habis/dibongkar adalah tanaman yang sehabis panen langsung dibongkar/dicabut, terdiri dari bawang merah, bawang putih, bawang daun, kentang, kol/kubis, kembangkol, petersai/sawi, wortel, lobak, dan kacang merah.

Tanaman yang dipanen berkali-kali (lebih dari satu kali)/belum habis adalah tanaman yang pemanenannya lebih dari satu kali dan biasanya dibongkar apabila panen terakhir sudah tidak memadai lagi, terdiri dari: kacang panjang, cabe besar, caberawit, tomat, terung, ketimun, kangkung, bayam, melon, semangka.

8. Annual fruit and vegetable plants

Annual fruit plants are plants which are the sources of vitamin, contained mineral salt, etc, consumed from the part of plant in the form of fruit and more than one year of age.

Annual vegetable plants are plants which are the sources of vitamin, contained mineral salt, etc, consumed from the part of the plant in the form of vegetable and more than one year of age.

9. Harvested area of horticulture is area which vegetable, fruit, medicinal and ornamental plant of crop harvested during the period of report.

10. Harvested area of vegetables is area of entirely plant harvested/demolished and plant harvested several times/undemolished.

Entirely plants harvested/ demolished are plants usually harvested once and demolished to be substituted by other plants, consisting of: shallots, garlic, leeks, potato, cabbage, cauli flower, mustard green, carrots, chinese radish, and red kidney beans.

Plants harvested several times/ undemolished are plants usually harvested more than once and demolished in the case that the last harvest was economically not profitable. They consist of : yard long beans, chili, small chili, tomatoes, egg plant, french beans, cucumber, swamp cabbage, spinach, melon, watermelon .

ULASAN

Sektor pertanian masih menjadi sektor yang memiliki peran utama dalam perekonomian Kabupaten Aceh Timur. Sektor ini terdiri dari 6 sub sektor, yakni tanaman pangan, hortikultura, perkebunan, peternakan, kehutanan, dan perikanan. Secara umum, gambaran perekonomian yang disajikan adalah yang diusahakan oleh rumah tangga yang biasanya skalanya relatif lebih kecil, serta berdasarkan pencatatan dari instansi terkait.

DESCRIPTION

The agricultural sector is still a sector that has a major role in the economy of Aceh Timur Regency. This sector consists of 6 sub- sectors, namely agriculture, horticulture, estates, animal husbandry, forestry, and fisheries. In general, the economic overview presented in here is that managed by households which usually relatively small scale, and based on records from the relevant authorities .

Tanaman Pangan dan Hortikultura

Kabupaten Aceh Timur merupakan salah satu wilayah yang memiliki luas lahan sawah tertinggi di Provinsi Aceh. Mayoritas lahan di Kabupaten Aceh Timur merupakan lahan sawah, yakni mencapai 33.073 hektar. Untuk lahan sawah yang telah dilalui lahan irigasi sebesar 51,69 persennya, atau sebesar 17.094 hektar, sedangkan selebihnya merupakan sawah tadah hujan.

Agriculture and Horticulture

Aceh Timur Regency is one of the areas that have the largest wetland area in the province of Aceh. The majority of land in Aceh Timur Regency is a rice field , which reaches approximately 33.073 hectares. There were 51,69 percent of wetland that has been passed by irrigation system, or amounted to 17.094 hectares, while the rest is rainfed.

Perkebunan

Beberapa komoditas perkebunan yang ada di seluruh kecamatan Kabupaten Aceh Timur diantaranya, kelapa dalam, kelapa sawit, pinang, kakao, dan karet.

Plantation

Some commodities that exist in the entire district in Aceh Timur Regencyare, coconut, palm oil, areca, cocoa, and rubber.

Pada tahun 2017, produksi kelapa dalam di Kabupaten Aceh Timur sebesar 6.106,83 ton, kelapa sawit 115.659,30 ton, pinang 1.613,28 ton, kakao 6.806,97 dan karet 14.942,67 ton. Produksi komoditas tersebut merupakan hasil dari perkebunan rakyat yang dikelola rumah tangga, belum termasuk perusahaan perkebunan yang mengelola lahan secara besar – besaran.

Peternakan

Pada akhir tahun 2017 ada 65.468 ekor sapi potong, 13.628 ekor kerbau, 88.244 ekor kambing, dan 13.863 ekor domba. Ternak unggas pada periode yang sama ada 198.148 ekor ayam buras, 358.427 ekor ayam pedaging, 505 ekor ayam petelur, dan 60.272 itik.

Perikanan

Secara keseluruhan, pada Tahun 2017 Kabupaten Aceh Timur menghasilkan 28.175,45 ton perikanan laut berbagai jenis dengan nilai produksi Rp. 614.070.240,00. Dari nilai tersebut, Kecamatan Idi Rayeuk merupakan penyumbang tertinggi sektor perikanan, yakni produksi ikan mencapai 24.104,24 ton dan nilai produksi Rp. 517.906.535,00.

In 2017, coconut production in Aceh Timur Regency amounted to 6.106,83 tons, oil palm amounted to 115.659,30 tons, areca amounted to 1.613,28 tons, cocoa amounted to 6.806,97 tons and rubber amounted to 14.942,67 tons. That production is the result of smallholders that managed by household, not including estates companies that manage land on a large - scale .

Animal Husbandary

For the livestock population, at the end of year 2017 there were 65.468 cows, 13.628 buffaloes, 88.244 goats, and 13.863 sheeps. For poultry there were 198.148 native chickens, 358.427 broiler chickens, 505 laying hens, and 60.272 duckson the same period.

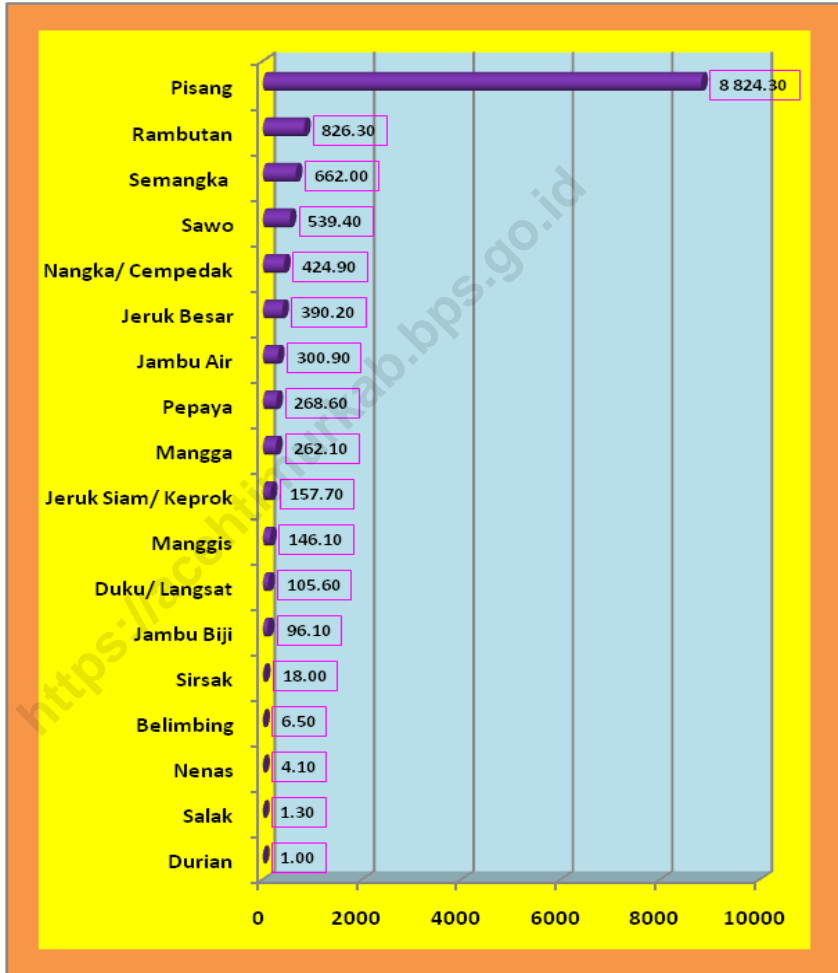
Fishery

Overall, Aceh Timur Regency in 2017 produced 28.175,45 tons various kinds of marine fisheries products with its production value amounted to Rp. 614.070.240,00. Idi Rayeuk Sub District is the highest contributor to the fisheries sector, with 24.104,24 tons production and value production amounted to Rp. 517.906.535,00.

Gambar 5 Produksi Buah-buahan Menurut Jenis Buah di Kabupaten Aceh Timur (Ton), 2017

Figures

Production of Fruits by Kind of Fruit in Aceh Timur Regency (Ton), 2017



5.1 TANAMAN PANGAN/*FOOD CROPS*

Tabel 5.1.1 Luas Lahan Baku Sawah (Ha) yang Diirrigasi dengan Sistem Irigasi Menurut Kecamatan, 2017
Table 5.1.1 *Rice Field Areal (Ha) by Irrigation System and Sub District, 2017*

| Kecamatan Subdistrict | Teknis | Semi Teknis | Sederhana | Non-PU | Tadah Hujan |
|--------------------------|--------------|--------------|--------------|--------------|----------------|
| (1) | (2) | (3) | (4) | (5) | (6) |
| 1 Serbajadi | 0 | 0 | 0 | 1 000 | 0 |
| 2 Simpang Jernih | 0 | 80 | 0 | 0 | 250 |
| 3 Peunaron | 0 | 0 | 270 | 0 | 612 |
| 4 Birem Bayeun | 0 | 445 | 110 | 30 | 153 |
| 5 Rantau Selamat | 0 | 0 | 123 | 0 | 510 |
| 6 Sungai Raya | 0 | 0 | 172 | 0 | 993 |
| 7 Peureulak | 0 | 0 | 1 495 | 140 | 2 234 |
| 8 Peureulak Timur | 0 | 100 | 0 | 53 | 755 |
| 9 Peureulak Barat | 0 | 0 | 1 628 | 0 | 308 |
| 10 Ranto Peureulak | 0 | 0 | 1 314 | 0 | 1 520 |
| 11 Idi Rayeuk | 0 | 305 | 0 | 0 | 410 |
| 12 Peudawa | 0 | 0 | 50 | 0 | 875 |
| 13 Banda Alam | 0 | 300 | 45 | 0 | 269 |
| 14 Idi Tunong | 0 | 347 | 216 | 0 | 326 |
| 15 Darul Ihsan | 0 | 0 | 92 | 0 | 482 |
| 16 Idi Timur | 0 | 0 | 0 | 0 | 407 |
| 17 Darul Aman | 0 | 65 | 44 | 315 | 1 572 |
| 18 Nurussalam | 0 | 357 | 669 | 0 | 998 |
| 19 Darul Falah | 0 | 0 | 10 | 341 | 544 |
| 20 Julok | 0 | 65 | 555 | 0 | 1 274 |
| 21 Indra Makmur | 0 | 340 | 130 | 0 | 205 |
| 22 Pante Bidari | 715 | 0 | 316 | 0 | 1 177 |
| 23 Simpang Ulim | 1 600 | 0 | 425 | 0 | 0 |
| 24 Madat | 2 612 | 0 | 220 | 0 | 105 |
| 2017 | 4 927 | 2 404 | 7 884 | 1 879 | 15 979 |
| 2016 | 4 927 | 2 555 | 7 244 | 2 111 | 16 403 |
| 2015 | 4 860 | 2 707 | 4 706 | 2 995 | 19 797 |

Sumber: Dinas Pertanian Tanaman Pangan dan Hortikultura Kabupaten Aceh Timur

Source: *Agriculture and Horticulture Service of Aceh Timur Regency*

Tabel 5.1.2
Luas Sawah yang Ditanami Padi Satu, Dua dan Tiga Kali Setahun Menurut Kecamatan, 2017
Rice Field Areal Planted Once, Twice, and Three Times a Year by Sub District, 2017

| Kecamatan <i>Subdistrict</i> | Luas Lahan Sawah (Ha) | 1 kali <i>Once</i> | 2 Kali <i>Twice</i> | 3 Kali <i>Three Times</i> | Sementara Tidak Diusahakan |
|---------------------------------|--------------------------|-----------------------|------------------------|----------------------------------|----------------------------------|
| (1) | (2) | (3) | (4) | (5) | (6) |
| 1 Serbajadi | 1 000 | 0 | 1 000 | 0 | 0 |
| 2 Simpang Jernih | 330 | 250 | 80 | 0 | 0 |
| 3 Peunaron | 882 | 612 | 270 | 0 | 0 |
| 4 Birem Bayeun | 738 | 133 | 605 | 0 | 0 |
| 5 Rantau Selamat | 633 | 315 | 213 | 0 | 105 |
| 6 Sungai Raya | 1 165 | 638 | 527 | 0 | 0 |
| 7 Peureulak | 3 869 | 2 234 | 0 | 1 635 | 0 |
| 8 Peureulak Timur | 908 | 755 | 153 | 0 | 0 |
| 9 Peureulak Barat | 1 936 | 308 | 928 | 700 | 0 |
| 10 Ranto Peureulak | 2 834 | 1 520 | 1 314 | 0 | 0 |
| 11 Idi Rayeuk | 715 | 410 | 305 | 0 | 0 |
| 12 Peudawa | 925 | 875 | 50 | 0 | 0 |
| 13 Banda Alam | 614 | 269 | 345 | 0 | 0 |
| 14 Idi Tunong | 889 | 326 | 563 | 0 | 0 |
| 15 Darul Ihsan | 574 | 442 | 132 | 0 | 0 |
| 16 Idi Timur | 407 | 407 | 0 | 0 | 0 |
| 17 Darul Aman | 1 996 | 1 572 | 424 | 0 | 0 |
| 18 Nurussalam | 2 024 | 998 | 1 026 | 0 | 0 |
| 19 Darul Falah | 895 | 544 | 351 | 0 | 0 |
| 20 Julok | 1 894 | 1 274 | 620 | 0 | 0 |
| 21 Indra Makmur | 675 | 205 | 470 | 0 | 0 |
| 22 Pante Bidari | 2 208 | 1 177 | 1 031 | 0 | 0 |
| 23 Simpang Ulim | 2 025 | 0 | 2 025 | 0 | 0 |
| 24 Madat | 2 937 | 105 | 2 832 | 0 | 0 |
| 2017 | 33 073 | 15 369 | 15 264 | 2 335 | 105 |
| 2016 | 33 240 | 16 213 | 14 381 | 2 335 | 311 |
| 2015 | 35 065 | 14 438 | 20 627 | --- | 0 |

Sumber: Dinas Pertanian Tanaman Pangan dan Hortikultura Kabupaten Aceh Timur

Source: Agriculture and Horticulture Service of Aceh Timur Regency

Tabel 5.1.3 Luas Tanam, Luas Panen, Produksi dan Produktivitas Padi Intensifikasi Menurut Kecamatan, 2017
Table 5.1.3 *Plantation Area, Harvested Area, Production, and Productivity of Intensive Paddy by Sub District, 2017*

| Kecamatan Subdistrict | Tanam Plant (Ha) | Luas Panen Harvest (Ha) | Produksi Production (Ton) | Produktivitas Productivity (Ton/ Ha) |
|--------------------------|---------------------|----------------------------|------------------------------|---|
| (1) | (2) | (3) | (4) | (5) |
| 1 Serbajadi | 855 | 1 400 | 7 700 | 5.50 |
| 2 Simpang Jernih | 80 | 80 | 440 | 5.50 |
| 3 Peunaron | 810 | 540 | 3 105 | 5.75 |
| 4 Birem Bayeun | 737 | 962 | 5 647 | 5.87 |
| 5 Rantau Selamat | 83 | 128 | 678 | 5.30 |
| 9 Peureulak Barat | 3 011 | 3 256 | 18 559 | 5.70 |
| 10 Ranto Peureulak | 1 240 | 2 342 | 14 052 | 6.00 |
| 11 Idi Rayeuk | 610 | 610 | 3 477 | 5.70 |
| 12 Peudawa | 50 | 50 | 300 | 6.00 |
| 13 Banda Alam | 716 | 690 | 4 140 | 6.00 |
| 14 Idi Tunong | 1 476 | 1 126 | 7 094 | 6.30 |
| 15 Darul Ihsan | 144 | 144 | 737 | 5.12 |
| 16 Idi Timur | 0 | 0 | 0 | 0 |
| 17 Darul Aman | 848 | 848 | 4 545 | 5.36 |
| 18 Nurussalam | 1 335 | 1 335 | 8 010 | 6.00 |
| 19 Darul Falah | 500 | 500 | 3 015 | 6.03 |
| 20 Julok | 1 781 | 1 290 | 7 740 | 6.00 |
| 21 Indra Makmur | 620 | 614 | 3 438 | 5.60 |
| 22 Pante Bidari | 1 188 | 1 444 | 10 108 | 7.00 |
| 23 Simpang Ulim | 3 827 | 3 944 | 28 042 | 7.11 |
| 24 Madat | 5 444 | 5 519 | 39 185 | 7.10 |
| 2017 | 28 709 | 30 410 | 193 725 | 6.37 |
| 2016 | 20 497 | 8 754 | 54 151 | 6.19 |
| 2015 | 6 183 | 17 595 | 105 200 | 5.98 |

Sumber: Dinas Pertanian Tanaman Pangan dan Hortikultura Kabupaten Aceh Timur
 Source: *Agriculture and Horticulture Service of Aceh Timur Regency*

Luas Tanam, Luas Panen, Produksi dan Produktivitas Padi Non Intensifikasi Menurut Kecamatan, 2017

Tabel
Table 5.1.4

Plantation Area, Harvestes Area, Production, and Productivity of Non Intensive Paddy by Sub District, 2017

| Kecamatan Subdistrict | Tanam <i>Plant</i> (Ha) | Luas Panen <i>Harvest</i> (Ha) | Produksi <i>Production</i> (Ton) | Produktivitas <i>Productivity</i> (Ton/Ha) |
|--------------------------|----------------------------|--------------------------------------|--|--|
| (1) | (2) | (3) | (4) | (5) |
| 1 Serbajadi | 0 | 0 | 0 | 0 |
| 2 Simpang Jernih | 20 | 35 | 165 | 4.70 |
| 3 Peunaron | 1 239 | 1 142 | 5 710 | 5.00 |
| 4 Birem Bayeun | 52 | 124 | 626 | 5.05 |
| 5 Rantau Selamat | 78 | 385 | 1 925 | 5.00 |
| 6 Sungai Raya | 1 119 | 1 678 | 7 719 | 4.60 |
| 7 Peureulak | 2 277 | 2 896 | 17 376 | 6.00 |
| 8 Peureulak Timur | 508 | 841 | 5 046 | 6.00 |
| 9 Peureulak Barat | 292 | 502 | 2 460 | 4.90 |
| 10 Ranto Peureulak | 777 | 1 528 | 8 175 | 5.35 |
| 11 Idi Rayeuk | 222 | 422 | 2 123 | 5.03 |
| 12 Peudawa | 822 | 963 | 4 854 | 5.04 |
| 13 Banda Alam | 282 | 473 | 2 606 | 5.51 |
| 14 Idi Tunong | 295 | 560 | 2 419 | 4.32 |
| 15 Darul Ihsan | 43 | 487 | 2 425 | 4.98 |
| 16 Idi Timur | 407 | 415 | 1 868 | 4.50 |
| 17 Darul Aman | 1 449 | 1 633 | 8 492 | 5.20 |
| 18 Nurussalam | 1 370 | 1 574 | 8 720 | 5.54 |
| 19 Darul Falah | 1 094 | 1 198 | 6 709 | 5.60 |
| 20 Julok | 1 375 | 1 829 | 10 883 | 5.95 |
| 21 Indra Makmur | 305 | 506 | 2 530 | 5.00 |
| 22 Pante Bidari | 771 | 881 | 4 934 | 5.60 |
| 23 Simpang Ulim | 0 | 0 | 0 | 0 |
| 24 Madat | 313 | 238 | 1 449 | 6.09 |
| 2017 | 15 110 | 20 310 | 109 211 | 5.38 |
| 2016 | 24 463 | 30 165 | 171 101 | 5.67 |
| 2015 | 49 826 | 35 631 | 189 803 | 5.33 |

Sumber: Dinas Pertanian Tanaman Pangan dan Hortikultura Kabupaten Aceh Timur
Source: Agriculture and Horticulture Service of Aceh Timur Regency

Tabel
Table 5.1.5

**Luas Tanam, Luas Panen, Produksi dan Produktivitas Padi Gogo
(Padi Ladang) Menurut Kecamatan, 2017**
*Plantation Area, Harvestes Area, Production, and Productivity
of Dryland Paddy by Sub District, 2017*

| Kecamatan Subdistrict | Tanam <i>Plant</i> (Ha) | Luas Panen <i>Harvest</i> (Ha) | Produksi <i>Production</i> (Ton) | Produktivitas <i>Productivity</i> (Ton/Ha) |
|--------------------------|----------------------------|--------------------------------------|--|--|
| (1) | (2) | (3) | (4) | (5) |
| 1 Serbajadi | 1 506 | 1 506 | 4 819 | 3,20 |
| 2 Simpang Jernih | 670 | 670 | 2 077 | 3.10 |
| 3 Peunaron | 1 015 | 1 015 | 3 248 | 3.20 |
| 4 Birem Bayeun | 12 | 12 | 37 | 3.10 |
| 5 Rantau Selamat | 342 | 342 | 1 026 | 3.00 |
| 6 Sungai Raya | 0 | 0 | 0 | 0.00 |
| 7 Peureulak | 0 | 0 | 0 | 0.00 |
| 8 Peureulak Timur | 0 | 10 | 32 | 3,20 |
| 9 Peureulak Barat | 0 | 0 | 0 | 0.00 |
| 10 Ranto Peureulak | 0 | 0 | 0 | 0.00 |
| 11 Idi Rayeuk | 0 | 0 | 0 | 0.00 |
| 12 Peudawa | 0 | 0 | 0 | 0.00 |
| 13 Banda Alam | 0 | 7 | 22 | 3,10 |
| 14 Idi Tunong | 0 | 0 | 0 | 0.00 |
| 15 Darul Ihsan | 1 | 1 | 3 | 3,00 |
| 16 Idi Timur | 0 | 0 | 0 | 0.00 |
| 17 Darul Aman | 0 | 0 | 0 | 0.00 |
| 18 Nurussalam | 0 | 0 | 0 | 0.00 |
| 19 Darul Falah | 0 | 0 | 0 | 0.00 |
| 20 Julok | 0 | 0 | 0 | 0.00 |
| 21 Indra Makmur | 0 | 0 | 0 | 0.00 |
| 22 Pante Bidari | 130 | 130 | 416 | 3,20 |
| 23 Simpang Ulim | 0 | 0 | 0 | 0.00 |
| 24 Madat | 0 | 0 | 0 | 0.00 |
| 2017 | 3 676 | 3 693 | 11 680 | 3.16 |
| 2016 | 5 760 | 6 074 | 19 189 | 3.16 |
| 2015 | --- | --- | --- | --- |

Sumber: Dinas Pertanian Tanaman Pangan dan Hortikultura Kabupaten Aceh Timur
Source: Agriculture and Horticulture Service of Aceh Timur Regency

Tabel 5.1.6 Luas Tanam, Luas Panen, Produksi dan Produktivitas Kedelai Menurut Kecamatan, 2017
Table 5.1.6 Plantation Area, Harvested Area, Production, and Productivity of Soybeans by Sub District, 2017

| Kecamatan Subdistrict | Tanam Plant (Ha) | Luas Panen Harvest (Ha) | Produksi Production (Ton) | Produktivitas Productivity (Ton/ Ha) |
|--------------------------|------------------------|-------------------------------|---------------------------------|--|
| (1) | (2) | (3) | (4) | (5) |
| 1 Serbajadi | 0 | 0 | 0 | 0.00 |
| 2 Simpang Jernih | 0 | 0 | 0 | 0 |
| 3 Peunaron | 0 | 0 | 0 | 0.00 |
| 4 Birem Bayeun | 16 | 38 | 47 | 1.24 |
| 5 Rantau Selamat | 0 | 0 | 0 | 0.00 |
| 6 Sungai Raya | 3 | 3 | 4 | 1 |
| 7 Peureulak | 135 | 135 | 171 | 1.27 |
| 8 Peureulak Timur | 48 | 48 | 62 | 1.30 |
| 9 Peureulak Barat | 0 | 0 | 0 | 0 |
| 10 Ranto Peureulak | 5 | 5 | 7 | 1.38 |
| 11 Idi Rayeuk | 15 | 15 | 20 | 1.30 |
| 12 Peudawa | 7 | 10 | 14 | 1.39 |
| 13 Banda Alam | 98 | 101 | 124 | 1.23 |
| 14 Idi Tunong | 0 | 0 | 0 | 0.00 |
| 15 Darul Ihsan | 50 | 50 | 68 | 1.35 |
| 16 Idi Timur | 60 | 90 | 117 | 1.30 |
| 17 Darul Aman | 15 | 35 | 44 | 1 |
| 18 Nurussalam | 43 | 54 | 75 | 1.38 |
| 19 Darul Falah | 0 | 0 | 0 | 0.00 |
| 20 Julok | 60 | 60 | 82 | 1.37 |
| 21 Indra Makmur | 180 | 204 | 269 | 1.32 |
| 22 Pante Bidari | 90 | 366 | 487 | 1.33 |
| 23 Simpang Ulim | 0 | 0 | 0 | 0 |
| 24 Madat | 0 | 0 | 0 | 0 |
| 2017 | 825 | 1 214 | 1 590 | 1.31 |
| 2016 | 2 727 | 3 828 | 5 889 | 1.54 |
| 2015 | 8 079 | 9 016 | 13 840 | 1.54 |

Sumber: Dinas Pertanian Tanaman Pangan dan Hortikultura Kabupaten Aceh Timur
 Source: Agriculture and Horticulture Service of Aceh Timur Regency

Tabel 5.1.7 Luas Tanam, Luas Panen, Produksi dan Produktivitas Jagung Menurut Kecamatan, 2017
Table 5.1.7 Plantation Area, Harvested Area, Production, and Productivity of Maize by Sub District, 2017

| Kecamatan Subdistrict | Tanam Plant (Ha) | Luas Panen Harvest (Ha) | Produksi Production (Ton) | Produktivitas Productivity (Ton/ Ha) |
|--------------------------|---------------------|----------------------------|---------------------------------|--|
| (1) | (2) | (3) | (4) | (5) |
| 1 Serbajadi | 4 384 | 4 954 | 26 256 | 5.30 |
| 2 Simpang Jernih | 72 | 65 | 247 | 3.80 |
| 3 Peunaron | 4 319 | 4 078 | 21 940 | 5.38 |
| 4 Birem Bayeun | 185 | 189 | 983 | 5.20 |
| 5 Rantau Selamat | 15 | 14 | 70 | 5.00 |
| 6 Sungai Raya | 62 | 48 | 240 | 5.00 |
| 7 Peureulak | 115 | 73 | 372 | 5.10 |
| 8 Peureulak Timur | 95 | 87 | 431 | 4.95 |
| 9 Peureulak Barat | 25 | 25 | 120 | 4.80 |
| 10 Ranto Peureulak | 1 310 | 995 | 4 975 | 5.00 |
| 11 Idi Rayeuk | 43 | 46 | 230 | 5.00 |
| 12 Peudawa | 46 | 82 | 426 | 5.20 |
| 13 Banda Alam | 151 | 110 | 495 | 4.50 |
| 14 Idi Tunong | 500 | 345 | 1 587 | 4.60 |
| 15 Darul Ihsan | 225 | 165 | 825 | 5.00 |
| 16 Idi Timur | 176 | 110 | 504 | 4.58 |
| 17 Darul Aman | 408 | 423 | 1 988 | 4.70 |
| 18 Nurussalam | 446 | 432 | 2 074 | 4.80 |
| 19 Darul Falah | 20 | 35 | 168 | 4.80 |
| 20 Julok | 515 | 340 | 1 683 | 5 |
| 21 Indra Makmur | 265 | 221 | 1 061 | 4.80 |
| 22 Pante Bidari | 1 400 | 1 176 | 5 880 | 5.00 |
| 23 Simpang Ulim | 50 | 15 | 75 | 4.98 |
| 24 Madat | 30 | 0 | 0 | 0.00 |
| 2017 | 14 857 | 14 028 | 72 629 | 5.18 |
| 2016 | 8 635 | 8 937 | 44 634 | 4.99 |
| 2015 | 4 609 | 1 402 | 6 749 | 4.81 |

Sumber: Dinas Pertanian Tanaman Pangan dan Hortikultura Kabupaten Aceh Timur
 Source: Agriculture and Horticulture Service of Aceh Timur Regency

Tabel 5.1.8 Luas Tanam, Luas Panen, Produksi dan Produktivitas Kacang Tanah Menurut Kecamatan, 2017
Table 5.1.8 Plantation Area, Harvested Area, Production, and Produktivity of Peanuts by Sub District, 2017

| Kecamatan Subdistrict | Tanam <i>Plant</i> (Ha) | Luas Panen <i>Harvest</i> (Ha) | Produksi <i>Production</i> (Ton) | Produksi <i>Productivity</i> (Ton) |
|--------------------------|----------------------------|--------------------------------------|--|--|
| (1) | (2) | (3) | (4) | (5) |
| 1 Serbajadi | 0 | 0 | 0 | 0.00 |
| 2 Simpang Jernih | 0 | 0 | 0 | 0.00 |
| 3 Peunaron | 0 | 0 | 0 | 0 |
| 4 Birem Bayeun | 3 | 8 | 11 | 1.42 |
| 5 Rantau Selamat | 2 | 2 | 3 | 1.45 |
| 6 Sungai Raya | 0 | 0 | 0 | 0 |
| 7 Peureulak | 0 | 0 | 0 | 0 |
| 8 Peureulak Timur | 0 | 0 | 0 | 0 |
| 9 Peureulak Barat | 0 | 0 | 0 | 0 |
| 10 Ranto Peureulak | 0 | 0 | 0 | 0 |
| 11 Idi Rayeuk | 0 | 0 | 0 | 0 |
| 12 Peudawa | 0 | 0 | 0 | 0 |
| 13 Banda Alam | 0 | 0 | 0 | 0 |
| 14 Idi Tunong | 0 | 0 | 0 | 0 |
| 15 Darul Ihsan | 0 | 0 | 0 | 0 |
| 16 Idi Timur | 0 | 0 | 0 | 0 |
| 17 Darul Aman | 0 | 0 | 0 | 0 |
| 18 Nurussalam | 0 | 0 | 0 | 0 |
| 19 Darul Falah | 0 | 0 | 0 | 0 |
| 20 Julok | 0 | 0 | 0 | 0 |
| 21 Indra Makmur | 0 | 0 | 0 | 0 |
| 22 Pante Bidari | 0 | 0 | 0 | 0 |
| 23 Simpang Ulim | 0 | 0 | 0 | 0 |
| 24 Madat | 0 | 0 | 0 | 0 |
| 2017 | 5 | 10 | 14 | 1.43 |
| 2016 | 22 | 17 | 24 | 1.41 |
| 2015 | 17 | 36 | 49 | 1.37 |

Sumber: Dinas Pertanian Tanaman Pangan dan Hortikultura Kabupaten Aceh Timur
 Source: Agriculture and Horticulture Service of Aceh Timur Regency

Tabel 5.1.9 Luas Tanam, Luas Panen, Produksi dan Produktivitas Kacang Hijau Menurut Kecamatan, 2017
Table 5.1.9 Plantation Area, Harvested Area, Production, and Productivity of Green Peanuts by Sub District, 2017

| Kecamatan Subdistrict | Tanam <i>Plant</i> (Ha) | Luas Panen <i>Harvest</i> (Ha) | Produksi <i>Production</i> (Ton) | Produktivitas <i>Productivity</i> (Ton/ Ha) |
|--------------------------|----------------------------|--------------------------------------|--|---|
| (1) | (2) | (3) | (4) | (5) |
| 1 Serbajadi | 0 | 0 | 0 | 0.00 |
| 2 Simpang Jernih | 0 | 0 | 0 | 0 |
| 3 Peunaron | 0 | 0 | 0 | 0.00 |
| 4 Birem Bayeun | 5 | 11 | 17 | 2 |
| 5 Rantau Selamat | 0 | 0 | 0 | 0.00 |
| 6 Sungai Raya | 0 | 0 | 0 | 0 |
| 7 Peureulak | 0 | 0 | 0 | 0 |
| 8 Peureulak Timur | 0 | 0 | 0 | 0 |
| 9 Peureulak Barat | 0 | 0 | 0 | 0 |
| 10 Ranto Peureulak | 0 | 0 | 0 | 0 |
| 11 Idi Rayeuk | 0 | 0 | 0 | 0 |
| 12 Peudawa | 0 | 0 | 0 | 0 |
| 13 Banda Alam | 0 | 0 | 0 | 0 |
| 14 Idi Tunong | 0 | 0 | 0 | 0 |
| 15 Darul Ihsan | 3 | 3 | 5 | 2 |
| 16 Idi Timur | 0 | 0 | 0 | 0 |
| 17 Darul Aman | 0 | 0 | 0 | 0 |
| 18 Nurussalam | 0 | 0 | 0 | 0 |
| 19 Darul Falah | 0 | 0 | 0 | 0 |
| 20 Julok | 0 | 0 | 0 | 0 |
| 21 Indra Makmur | 0 | 0 | 0 | 0 |
| 22 Pante Bidari | 0 | 0 | 0 | 0 |
| 23 Simpang Ulim | 0 | 0 | 0 | 0 |
| 24 Madat | 0 | 0 | 0 | 0 |
| 2017 | 8 | 14 | 22 | 1.57 |
| 2016 | 23 | 15 | 24 | 1.60 |
| 2015 | 15 | 20 | 32 | 1.61 |

Sumber: Dinas Pertanian Tanaman Pangan dan Hortikultura Kabupaten Aceh Timur

Source: Agriculture and Horticulture Service of Aceh Timur Regency

Luas Tanam, Luas Panen, Produksi dan Produktivitas Ubi Kayu Menurut Kecamatan, 2017

Tabel 5.1.10 *Plantation Area, Harvested Area, Production, and Productivity of Cassava by Sub District, 2017*

| Kecamatan Subdistrict | Tanam Plant (Ha) | Luas Panen Harvest (Ha) | Produksi Production (Ton) | Produktivitas Productivity (Ton/Ha) |
|----------------------------------|---------------------------------|--|--|--|
| (1) | (2) | (3) | (4) | (5) |
| 1 Serbajadi | 0 | 0 | 0 | 0.00 |
| 2 Simpang Jernih | 0 | 0 | 0 | 0.00 |
| 3 Peunaron | 0 | 0 | 0 | 0.00 |
| 4 Birem Bayeun | 8 | 18 | 440 | 24.45 |
| 5 Rantau Selamat | 3 | 0 | 0 | 0.00 |
| 6 Sungai Raya | 0 | 0 | 0 | 0.00 |
| 7 Peureulak | 0 | 0 | 0 | 0 |
| 8 Peureulak Timur | 2 | 0 | 0 | 0.00 |
| 9 Peureulak Barat | 0 | 0 | 0 | 0.00 |
| 10 Ranto Peureulak | 0 | 0 | 0 | 0 |
| 11 Idi Rayeuk | 0 | 0 | 0 | 0 |
| 12 Peudawa | 0 | 2 | 48 | 24.18 |
| 13 Banda Alam | 0 | 0 | 0 | 0 |
| 14 Idi Tunong | 0 | 3 | 72 | 24.10 |
| 15 Darul Ihsan | 4 | 2 | 48 | 24.20 |
| 16 Idi Timur | 0 | 1 | 24 | 24.40 |
| 17 Darul Aman | 0 | 4 | 97 | 24.20 |
| 18 Nurussalam | 0 | 0 | 0 | 0 |
| 19 Darul Falah | 0 | 0 | 0 | 0 |
| 20 Julok | 0 | 1 | 24 | 24 |
| 21 Indra Makmur | 0 | 0 | 0 | 0.00 |
| 22 Pante Bidari | 0 | 0 | 0 | 0 |
| 23 Simpang Ulim | 0 | 0 | 0 | 0 |
| 24 Madat | 0 | 0 | 0 | 0.00 |
| 2017 | 17 | 31 | 754 | 24.33 |
| 2016 | 51 | 62 | 1 503 | 24.24 |
| 2015 | 41 | 35 | 848 | 24.24 |

Sumber: Dinas Pertanian Tanaman Pangan dan Hortikultura Kabupaten Aceh Timur
 Source: Agriculture and Horticulture Service of Aceh Timur Regency

Tabel 5.1.11 Luas Tanam, Luas Panen, Produksi dan Produktivitas Ubi Jalar Menurut Kecamatan, 2017
Table 5.1.11 Plantation Area, Harvested Area, Production, and Productivity of Sweet Potatoes by Sub District, 2017

| Kecamatan Subdistrict | Tanam Plant (Ha) | Luas Panen Harvest (Ha) | Produksi Production (Ton) | Produktivitas Productivity (Ton/Ha) |
|--------------------------|---------------------|-------------------------------|---------------------------------|---|
| (1) | (2) | (3) | (4) | (5) |
| 1 Serbajadi | 0 | 0 | 0 | 0.00 |
| 2 Simpang Jernih | 0 | 0 | 0 | 0.00 |
| 3 Peunaron | 0 | 0 | 0 | 0.00 |
| 4 Birem Bayeun | 4 | 10 | 87 | 8.72 |
| 5 Rantau Selamat | 1 | 1 | 9 | 8.50 |
| 6 Sungai Raya | 0 | 1 | 8 | 8.41 |
| 7 Peureulak | 0 | 0 | 0 | 0.00 |
| 8 Peureulak Timur | 3 | 6 | 52 | 8.62 |
| 9 Peureulak Barat | 0 | 0 | 0 | 0.00 |
| 10 Ranto Peureulak | 0 | 0 | 0 | 0.00 |
| 11 Idi Rayeuk | 0 | 0 | 0 | 0.00 |
| 12 Peudawa | 0 | 0 | 0 | 0.00 |
| 13 Banda Alam | 0 | 0 | 0 | 0.00 |
| 14 Idi Tunong | 0 | 0 | 0 | 0.00 |
| 15 Darul Ihsan | 0 | 0 | 0 | 0.00 |
| 16 Idi Timur | 0 | 0 | 0 | 0.00 |
| 17 Darul Aman | 0 | 0 | 0 | 0.00 |
| 18 Nurussalam | 0 | 0 | 0 | 0.00 |
| 19 Darul Falah | 0 | 0 | 0 | 0.00 |
| 20 Julok | 0 | 0 | 0 | 0.00 |
| 21 Indra Makmur | 0 | 0 | 0 | 0.00 |
| 22 Pante Bidari | 0 | 0 | 0 | 0.00 |
| 23 Simpang Ulim | 0 | 0 | 0 | 0.00 |
| 24 Madat | 0 | 0 | 0 | 0.00 |
| 2017 | 8 | 18 | 156 | 8.66 |
| 2016 | 25 | 17 | 146 | 8.59 |
| 2015 | 4 | 7 | 57 | 8.16 |

Sumber: Dinas Pertanian Tanaman Pangan dan Hortikultura Kabupaten Aceh Timur
 Source: Agriculture and Horticulture Service of Aceh Timur Regency

Tabel 5.1.12 Jumlah Kelompok Tani Berdasarkan Klasifikasi Kelompok di Kabupaten Aceh Timur, 2017
Table 5.1.12 Number of Farmer Groups Based on Classification of Groups in Aceh Timur Regency, 2017

| Kecamatan Subdistrict | Jumlah Kelompok/ Number of Farmer Groups | | | | |
|--------------------------|--|--------------------|----------------|-----------------|-----------------|
| | Pemula Beginner | Lanjut Advanced | Madya Madya | Utama Master | Jumlah Total |
| (1) | (2) | (3) | (4) | (5) | (6) |
| 1 Serbajadi | 52 | 4 | 0 | 0 | 56 |
| 2 Simpang Jernih | 30 | 0 | 0 | 0 | 30 |
| 3 Peunaron | 108 | 25 | 3 | 0 | 136 |
| 4 Birem Bayeun | 88 | 9 | 1 | 0 | 98 |
| 5 Rantau Selamat | 30 | 29 | 0 | 0 | 59 |
| 6 Sungai Raya | 42 | 10 | 3 | 0 | 55 |
| 7 Peureulak | 121 | 25 | 2 | 0 | 148 |
| 8 Peureulak Timur | 32 | 25 | 3 | 0 | 60 |
| 9 Peureulak Barat | 52 | 33 | 5 | 0 | 90 |
| 10 Ranto Peureulak | 111 | 38 | 1 | 0 | 150 |
| 11 Idi Rayeuk | 31 | 9 | 3 | 0 | 43 |
| 12 Peudawa | 37 | 17 | 1 | 0 | 55 |
| 13 Banda Alam | 37 | 0 | 0 | 0 | 37 |
| 14 Idi Tunong | 43 | 14 | 3 | 1 | 61 |
| 15 Darul Ihsan | 36 | 6 | 0 | 0 | 42 |
| 16 Idi Timur | 38 | 3 | 0 | 0 | 41 |
| 17 Darul Aman | 84 | 18 | 0 | 0 | 102 |
| 18 Nurussalam | 84 | 24 | 1 | 0 | 109 |
| 19 Darul Falah | 22 | 8 | 0 | 0 | 30 |
| 20 Julok | 69 | 9 | 1 | 0 | 79 |
| 21 Indra Makmur | 51 | 17 | 0 | 0 | 68 |
| 22 Pante Bidari | 101 | 41 | 2 | 0 | 144 |
| 23 Simpang Ulim | 50 | 31 | 1 | 0 | 82 |
| 24 Madat | 50 | 64 | 4 | 0 | 118 |
| 2017 | 1 399 | 459 | 34 | 1 | 1 893 |
| 2016 | 1 238 | 456 | 39 | 1 | 1 734 |
| 2015 | 1 165 | 447 | 41 | 1 | 1 654 |

Sumber: Dinas Ketahanan Pangan dan Penyuluhan Kabupaten Aceh Timur
 Source: Food Security and Extension Service of Aceh Timur Regency

Tabel 5.1.13 Rata-Rata Jumlah Ketersediaan Pangan Per Tahun di Kabupaten Aceh Timur, Januari 2018
Table Average Number of main Food Availability per Year, January 2018

| Kecamatan Subdistrict | Luas Sawah (Ha) | Luas Tanam (Ha) | Luas Panen (Ha) | Produksi (ton) | Jumlah Pangan (ton) | Cadangan Pangan (ton) |
|--------------------------|-----------------------|-----------------------|-----------------------|-------------------|---------------------------|-----------------------------|
| (1) | (2) | (3) | (4) | (5) | (6) | (7) |
| 1 Serbajadi | 1 311 | 2 361 | 2906 | 12519 | 9389 | 3130 |
| 2 Simpang Jernih | 330 | 770 | 785 | 2682 | 2012 | 671 |
| 3 Peunaron | 871 | 3 064 | 2 697 | 12 063 | 9 047 | 3 016 |
| 4 Birem Bayeun | 730 | 801 | 1 098 | 6 310 | 4 733 | 1 578 |
| 5 Rantau Selamat | 633 | 503 | 855 | 3629 | 2722 | 907 |
| 6 Sungai Raya | 1 165 | 1 293 | 1 827 | 8 495 | 6 371 | 2 124 |
| 7 Peureulak | 3 869 | 5 289 | 6 165 | 39 278 | 29 459 | 9 820 |
| 8 Peureulak Timur | 912 | 676 | 1 021 | 6 112 | 4 584 | 1 528 |
| 9 Peureulak Barat | 1 936 | 3 303 | 3 758 | 21 019 | 15 764 | 5 255 |
| 10 Ranto Peureulak | 2 802 | 2 017 | 3 870 | 22 227 | 16 670 | 5 557 |
| 11 Idi Rayeuk | 715 | 832 | 1 032 | 5 600 | 4 200 | 1 400 |
| 12 Peudawa | 925 | 872 | 1 013 | 5 154 | 3 866 | 1 289 |
| 13 Banda Alam | 614 | 998 | 1 170 | 6768 | 5076 | 1692 |
| 14 Idi Tunong | 889 | 1 771 | 1 686 | 9 513 | 7 135 | 2 378 |
| 15 Darul Ihsan | 574 | 188 | 632 | 3165 | 2374 | 791 |
| 16 Idi Timur | 407 | 407 | 415 | 1868 | 1401 | 467 |
| 17 Darul Aman | 1 996 | 2 297 | 2 481 | 13 037 | 9 778 | 3 259 |
| 18 Nurussalam | 2 024 | 2 705 | 2 909 | 16 730 | 12 548 | 4 183 |
| 19 Darul Falah | 899 | 1 594 | 1 698 | 9 724 | 7 293 | 2 431 |
| 20 Julok | 1 894 | 3 156 | 3 119 | 18 623 | 13 967 | 4 656 |
| 21 Indra Makmur | 675 | 925 | 1 120 | 5 968 | 4 476 | 1 492 |
| 22 Pante Bidari | 2 155 | 2 089 | 2 455 | 15 458 | 11 594 | 3 865 |
| 23 Simpang Ulim | 1 977 | 3 827 | 3 944 | 28 042 | 21 032 | 7 011 |
| 24 Madat | 2 937 | 5 757 | 5 757 | 40 634 | 30 476 | 10 159 |
| 2017 | 33 240 | 47 495 | 54 413 | 314 618 | 235 964 | 78 655 |
| 2016 | --- | --- | --- | --- | --- | --- |
| 2015 | --- | --- | --- | --- | --- | --- |

Sumber: Dinas Ketahanan Pangan dan Penyuluhan Kabupaten Aceh Timur
 Source: Food Security and Extension Service of Aceh Timur Regency

Direktori Penggilingan Padi yang Aktif di Kabupaten Aceh Timur,

Tabel 5.1.14
Table

2017
Directory of Active Rice Mills in Aceh Timur Regency, 2017

| Kecamatan Subdistrict | Desa Village | Kapasitas Penggilingan (ton/hr) | Luas Lantai Jemur (m2) |
|--------------------------|----------------------|------------------------------------|---------------------------|
| (1) | (2) | (3) | (4) |
| 1 Madat | Paya naden | 2 ton / hari | 1600 m2 |
| | Madat | 2 ton / hari | 750 m2 |
| 2 Nurussalam | Hasan tanjong | 1 ton / hari | 150 m2 |
| 3 Rantau Peureulak | Snb. Baro | 5 ton / hari | 400 m2 |
| | Alur Dua | 1 ton / hari | 60 m2 |
| | Tampak | 1,5 ton / hari | 70 m2 |
| 4 Simpang jernih | Melidi | 1 ton/ hari | --- |
| 5 Idi Tunong | Keude Keumuning | 1,5 Ton / hari | 625m2 |
| | Keude Keumuning | 1,2 ton/hari | 400 m2 |
| | Buket Teukuh | 10 ton / hari | 900 m2 |
| | Gampong Teupin Panah | 2 ton / hari | 400 m2 |
| 6 Birem Bayeun | Alue Gadeng Gampong | 5 ton/ hari | 800 m2 |
| 7 Darul Aman | Grong - grong | 12 Ton / Hari | 950 m2 |
| | Blang Bulut | 600 Kg/Hari | 675 m2 |
| 8 Peureulak | Meunasah Blang | 3 Ton/Hari | 800 m2 |
| | Pasir Putih | 0,7 Ton/Hari | 200 m2 |
| | Seuneubok Peusangan | 2 Ton/Hari | 400 m2 |
| | Dama Tutong | 4 Ton/Hari | 400 m2 |
| | Punti | 1 Ton/hari | --- |
| | Alue Nibong | 1 Ton/hari | 100 m2 |
| | Kemuning | 0,5 Ton/Hari | 150 m2 |
| | Blang Bitra | 2 Ton/Hari | 200 m2 |
| | Blang Bagok | 1 Ton/Hari | --- |
| Paya Upah | 0,5 Ton/Hari | --- | |
| 9 Sungai Raya | Buket Drien | 1 Ton/hari | 116 m2 |
| | Buket Drien | 1 Ton/hari | 125 m2 |
| | Seunebok Pase | 1 Ton/hari | 126 m2 |

Sumber: Dinas Ketahanan Pangan dan Penyuluhan Kabupaten Aceh Timur
Source: Food Security and Extension Service of Aceh Timur Regency

Tabel 5.1.14 **Lanjutan**
Table 5.1.14 **Continued**

| Kecamatan <i>Subdistrict</i> | Desa <i>Village</i> | Kapasitas Penggilingan (ton/hr) | Luas Lantai Jemur (m ²) |
|---------------------------------|------------------------|------------------------------------|--|
| (1) | (2) | (3) | (4) |
| 10 Peudawa | Meunasah Krueng | 0,5 Ton/hari | 96 m ² |
| | Meunasah Krueng | 0,3 Ton/hari | 96 m ² |
| | Blang Kuta | 0,3 Ton/hari | --- |
| | Seuneubok Puntuet | 0,3 Ton/hari | --- |
| | Seuneubok Teugoh | 0,3 Ton/hari | --- |
| 11 Darul Falah | Paya Bili Dua | 0,3 Ton/hari | --- |
| | Keude Blang | 2 Ton/hari | 600 m ² |
| 12 Indra Makmu | Keude Blang | 10 Ton/hari | 600 m ² |
| | Blang Nisam | 1 Ton/hari | 150 m ² |
| 13 Idi Rayeuk | Suka Makmur | 1 Ton/hari | 120 m ² |
| | Keude Blang | 3 Ton/hari | 1000 m ² |
| | Kuta Lawah | 1 Ton/hari | --- |
| | Snb. Rabong | 1 Ton/hari | --- |
| | Titi Baro | 2 Ton/hari | 600 m ² |
| 14 Darul Ihsan | Buket Pala | 3 Ton/hari | 200 m ² |
| | Snb. Lapang | 0,5 Ton/hari | 150 m ² |
| | Panton Merbo | 0,5 Ton/hari | 150 m ² |
| 15 Banda Alam | Panton Rayeuk M | 1,5 Ton/hari | 600 m ² |
| | Paya Laman | 1 Ton/hari | 70 m ² |
| | Jalan Dua | 1 Ton/hari | 200 m ² |
| 16 Rantau Selamat | Seuneubok Benteng | 1 Ton/hari | 200 m ² |
| | --- | --- | --- |
| 17 Peureulak Timur | Seumatang Keude | 7 Ton/hari | 200 m ² |
| | Seumatang Keude | 3 Ton/hari | 70 m ² |
| | Jeungki | 1 Ton/hari | 60 m ² |
| 18 Idi Timur | Snb. Barat | 3 Ton/hari | 100 m ² |

Sumber: Dinas Ketahanan Pangan dan Penyuluhan Kabupaten Aceh Timur

Source: Food Security and Extension Service of Aceh Timur Regency

Tabel 5.1.14 **Lanjutan**
Table 5.1.14 **Continued**

| Kecamatan <i>Subdistrict</i> | Desa <i>Village</i> | Kapasitas Penggilingan (ton/hr) | Luas Lantai Jemur (m2) |
|---------------------------------|------------------------|------------------------------------|---------------------------|
| (1) | (2) | (3) | (4) |
| 19 Simpang Ulim | Blang Nie | 2,5 Ton/hari | 220 m2 |
| | Alue Buloh II | 1,3 Ton/hari | 600 m2 |
| | Ara Kundo | 1Ton/hari | 1800 m2 |
| | Peulalu | 1,5Ton/hari | 80 m2 |
| | Peulalu | 1Ton/hari | 400 m2 |
| | Pucok Alu Barat | 12Ton/hari | 1200 m2 |
| | Gampong Blang | 3Ton/hari | 600 m2 |
| | Bantayan | 3,5 Ton/hari | 600 m2 |
| 20 Peunaron | Peunaron Baru | 20 Ton/hari | 440 m2 |
| | Peunaron Baru | 8 Ton/hari | 720 m2 |
| 21 Pante Bidari | Menasah Tunong | 7 Ton/hari | 1000 m2 |
| | Paya Demam Sa | 6 Ton/hari | 1200 m2 |
| | Menasah Teugoh | 6 Ton/hari | 600 m2 |
| | Paya Demam Lhe | 5 Ton/hari | 700 m2 |
| 22 Peureulak Barat | Kabu | 4 Ton/hari | --- |
| | Kabu | 3 Ton/hari | 80 m2 |
| | Beusa Seubrang | 4 Ton/hari | 150 m2 |
| | Beusa Seubrang | 9 Ton/hari | 150 m2 |
| | Tanjung Tualang | 8 Ton/hari | 80 m2 |
| | Beringin | 3 Ton/hari | 80 m2 |
| | Teumpeun | 5 Ton/hari | 80 m2 |
| | Teumpeun | 10 Ton/hari | 750 m2 |
| | Alubu Tunong | 4 Ton/hari | 80 m2 |
| | Alubu Tuha | 9 Ton/hari | 80 m2 |
| | Alubu Jalan | 6 Ton/hari | 80 m2 |
| | Paya Gajah | 5 Ton/hari | 100 m2 |
| Beusa Baroh | 2 Ton/hari | 80 m2 | |

Sumber: Dinas Ketahanan Pangan dan Penyuluhan Kabupaten Aceh Timur
Source: Food Security and Extension Service of Aceh Timur Regency

Tabel 5.1.14 **Lanjutan**
Table 5.1.14 **Continued**

| Kecamatan <i>Subdistrict</i> | Desa <i>Village</i> | Kapasitas Penggilingan (ton/hr) | Luas Lantai Jemur (m ²) |
|---------------------------------|------------------------|------------------------------------|--|
| (1) | (2) | (3) | (4) |
| 23 Julok | Blang Pauh Dua | 2,5 Ton/hari | 225 m ² |
| | Gampong Baro | 2 Ton/hari | 150 m ² |
| | Ujung Tunong | 2,5 Ton/hari | 180 m ² |
| | Julok Tunong | 2,5 Ton/hari | 150 m ² |
| 24 Serba Jadi | Lokop | 2 Ton/hari | --- |
| | Ujung Karang | 2 Ton/hari | --- |
| Aceh Timur | | 85 | |

Sumber: Dinas Ketahanan Pangan dan Penyuluhan Kabupaten Aceh Timur

Source: Food Security and Extension Service of Aceh Timur Regency

Jumlah Penyuluh Pertanian Berdasarkan Jenjangnya di Kabupaten Aceh Timur, Juli 2018
Number of Agricultural Extension Workers Based on Category in Aceh Timur Regency, July 2018

Tabel 5.1.15
Table

| Kecamatan Subdistrict | Jenis Penyuluh Pertanian/ Agricultural Extension Workers Category | | | | | | | Jumlah Total |
|--------------------------|---|-----------|-----------|-----------|-----------|--------------------------------|--------------------------|-----------------|
| | Madya | Muda | Penyelia | Pertama | Pelaksana | Calon Penyuluh Pertanian | Tenaga Honor Lepas | |
| (1) | (2) | (3) | (4) | (5) | (6) | (7) | (8) | (9) |
| 1 Serbajadi | 0 | 0 | 0 | 2 | 0 | 3 | 1 | 6 |
| 2 Simpang Jernih | 0 | 0 | 0 | 0 | 0 | 4 | 1 | 5 |
| 3 Peunaron | 0 | 2 | 0 | 0 | 1 | 0 | 3 | 6 |
| 4 Birem Bayeun | 2 | 4 | 0 | 2 | 0 | 0 | 3 | 11 |
| 5 Rantau Selamat | 1 | 1 | 0 | 3 | 1 | 3 | 2 | 11 |
| 6 Sungai Raya | 0 | 2 | 0 | 4 | 0 | 3 | 2 | 11 |
| 7 Peureulak | 2 | 3 | 0 | 1 | 0 | 4 | 5 | 15 |
| 8 Peureulak Timur | 1 | 0 | 0 | 2 | 0 | 5 | 5 | 13 |
| 9 Peureulak Barat | 0 | 2 | 0 | 1 | 0 | 3 | 3 | 9 |
| 10 Ranto Peureulak | 0 | 0 | 1 | 2 | 1 | 6 | 1 | 11 |
| 11 Idi Rayeuk | 0 | 2 | 0 | 2 | 2 | 5 | 1 | 12 |
| 12 Peudawa | 0 | 2 | 0 | 0 | 1 | 2 | 5 | 10 |
| 13 Banda Alam | 0 | 2 | 0 | 0 | 1 | 1 | 4 | 8 |
| 14 Idi Tunong | 1 | 1 | 0 | 2 | 1 | 0 | 4 | 9 |
| 15 Darul Ihsan | 0 | 2 | 0 | 0 | 0 | 2 | 4 | 8 |
| 16 Idi Timur | 1 | 1 | 0 | 1 | 0 | 4 | 1 | 8 |
| 17 Darul Aman | 0 | 0 | 2 | 2 | 0 | 5 | 4 | 13 |
| 18 Nurussalam | 0 | 2 | 1 | 1 | 0 | 2 | 3 | 9 |
| 19 Darul Falah | 0 | 0 | 2 | 0 | 0 | 2 | 1 | 5 |
| 20 Julok | 0 | 0 | 3 | 1 | 0 | 2 | 5 | 11 |
| 21 Indra Makmur | 0 | 1 | 0 | 1 | 0 | 1 | 6 | 9 |
| 22 Pante Bidari | 0 | 0 | 1 | 1 | 1 | 1 | 3 | 7 |
| 23 Simpang Ulim | 0 | 2 | 0 | 1 | 2 | 1 | 1 | 7 |
| 24 Madat | 0 | 1 | 0 | 1 | 1 | 2 | 0 | 5 |
| 2017 | 8 | 30 | 10 | 30 | 12 | 61 | 68 | 219 |
| 2016 | --- | --- | --- | --- | --- | --- | --- | --- |
| 2015 | --- | --- | --- | --- | --- | --- | --- | --- |

Sumber: Dinas Ketahanan Pangan dan Penyuluhan Kabupaten
 Source: Food Security and Extension Service of Aceh Timur

5.2 HORTIKULTURA/HORTICULTURE

Tabel 5.2.1 Perkembangan Luas Tanam, Luas Panen, Produksi, dan Produktivitas Tanaman Padi, Palawija dan Hortikultura, 2017
Table 5.2.1 *Development Plantation Area, Harvested Area, Production, and Productivity of Paddy, Palawija, and Horticulture, 2017*

| Komoditas Commodity | Luas Tanam Plantation Area (Ha) | Luas Panen Harvest (Ha) | Produksi Production (Ton) | Produktivitas Productivity (Ton/Ha) |
|------------------------|--|----------------------------|---------------------------------|---|
| (1) | (2) | (3) | (4) | (5) |
| 1 Padi | 47 495 | 54 413 | 314 618 | 5.78 |
| 2 Kedelai | 825.00 | 1 214 | 1 590 | 1.31 |
| 3 Jagung | 14 857 | 1 4028 | 72 629 | 5.18 |
| 4 Kacang Tanah | 5.00 | 10.00 | 14.30 | 1.43 |
| 5 Kacang Hijau | 8.00 | 14.00 | 22.00 | 1.57 |
| 6 Ubi Kayu | 17.00 | 31.00 | 754.00 | 24.34 |
| 7 Ubi Jalar | 8.00 | 18.00 | 156.00 | 8.66 |
| 8 Kacang Panjang | 61.00 | 74.00 | 228.70 | 3.09 |
| 9 Cabe Merah | 195.00 | 236.00 | 887.10 | 3.76 |
| 10 Cabe Rawit | 122.00 | 171.00 | 559.40 | 3.27 |
| 11 Terong | 16.00 | 17.00 | 63.50 | 3.74 |
| 12 Mentimun | 28.00 | 35.00 | 125.80 | 3.59 |
| 13 Kangkung | 32.00 | 46.00 | 174.90 | 3.80 |
| 14 Bayam | 34.00 | 47.00 | 127.10 | 2.70 |
| 15 Semangka | 52.00 | 48.00 | 662.00 | 13.79 |
| 16 Belimbing | 1.48 | 0.85 | 6.50 | 7.65 |
| 17 Duku/ Langsat | 213.44 | 20.01 | 105.60 | 5.28 |
| 18 Durian | 542.39 | 0.20 | 1.00 | 5.00 |

Tabel 5.2.1 **Lanjutan**
Table 5.2.1 **Continued**

| Komoditas Commodity | Luas Tanam Plantation Area (Ha) | Luas Panen Harvest (Ha) | Produksi Production (Ton) | Produktivitas Productivity (Ton/Ha) |
|--------------------------------|--|--|--|--|
| (1) | (2) | (3) | (4) | (5) |
| 19 Jambu Biji | 11.36 | 8.07 | 96.10 | 11.91 |
| 20 Jambu Air | 87.68 | 73.74 | 300.90 | 4.08 |
| 21 Jeruk Siam/ Keprok | 23.56 | 22.12 | 157.70 | 7.13 |
| 22 Jeruk Besar | 57.64 | 57.64 | 390.20 | 6.77 |
| 23 Mangga | 206.95 | 44.12 | 262.10 | 5.94 |
| 24 Manggis | 77.95 | 48.62 | 146.10 | 3.00 |
| 25 Nangka/ Cempedak | 103.07 | 100.96 | 424.90 | 4.21 |
| 26 Nenas | 0.09 | 0.08 | 4.10 | 51.25 |
| 27 Pepaya | 6.80 | 6.33 | 268.60 | 42.43 |
| 28 Pisang | 285.53 | 198.31 | 8 824.30 | 44.50 |
| 29 Rambutan | 781.56 | 184.00 | 826.30 | 4.49 |
| 30 Salak | 0.09 | 0.04 | 1.30 | 32.50 |
| 31 Sawo | 136.90 | 128.30 | 539.40 | 4.20 |
| 32 Sirsak | 5.99 | 3.05 | 18.00 | 5.90 |
| 33 Sukun | 16.97 | 16.33 | 66.21 | 4.05 |
| 34 Melinjo | 18.76 | 16.99 | 59.10 | 3.48 |
| 35 Petai | 39.85 | 20.05 | 44.10 | 2.20 |
| 36 Jengkol | 13.40 | 10.40 | 44.20 | 4.25 |
| 37 Jahe | 93.37 | 19.37 | 617.54 | 31.88 |

Sumber: Dinas pertanian melalui survei pertanian hortikultura
Source: Agriculture departement through Agriculture survey for horticulture

Tabel 5.2.2 Luas Panen Tanaman Sayuran Menurut Kecamatan dan Jenis Sayuran di Kabupaten Aceh Timur (Ha), 2017
Table *Harvested area of Vegetables by Subdistrict and Kind of Plant in Aceh Timur Regency (Ha), 2017*

| Kecamatan <i>Subdistrict</i> | Kacang Panjang <i>Long Beans</i> | Cabai Besar <i>Chile</i> | Cabai Rawit <i>Cayenne Pepper</i> | Terung <i>EggPlant</i> |
|---------------------------------|-------------------------------------|-----------------------------|--------------------------------------|---------------------------|
| (1) | (2) | (3) | (4) | (5) |
| 1 Serbajadi | 0 | 7 | 5 | 0 |
| 2 Simpang Jernih | 0 | 8 | 13 | 0 |
| 3 Peunaron | 3 | 7 | 13 | 1 |
| 4 Birem Bayeun | 13 | 18 | 10 | 0 |
| 5 Rantau Selamat | 8 | 7 | 0 | 7 |
| 6 Sungai Raya | 4 | 14 | 15 | 0 |
| 7 Peureulak | 1 | 9 | 4 | 0 |
| 8 Peureulak Timur | 7 | 23 | 36 | 0 |
| 9 Peureulak Barat | 2 | 5 | 8 | 0 |
| 10 Ranto Peureulak | 0 | 6 | 4 | 0 |
| 11 Idi Rayeuk | 0 | 7 | 2 | 1 |
| 12 Peudawa | 8 | 7 | 3 | 2 |
| 13 Banda Alam | 2 | 12 | 15 | 1 |
| 14 Idi Tunong | 3 | 15 | 5 | 1 |
| 15 Darul Ihsan | 5 | 10 | 3 | 2 |
| 16 Idi Timur | 4 | 3 | 4 | 1 |
| 17 Darul Aman | 0 | 8 | 6 | 0 |
| 18 Nurussalam | 3 | 22 | 5 | 1 |
| 19 Darul Falah | 0 | 15 | 3 | 0 |
| 20 Julok | 1 | 5 | 2 | 0 |
| 21 Indra Makmur | 1 | 11 | 4 | 0 |
| 22 Pante Bidari | 3 | 7 | 5 | 0 |
| 23 Simpang Ulim | 3 | 3 | 2 | 0 |
| 24 Madat | 3 | 7 | 4 | 0 |
| 2017 | 74 | 236 | 171 | 17 |
| 2016 | 86 | 133 | 115 | 31 |
| 2015 | 103 | 207 | 118 | 53 |

Tabel 5.2.2 **Lanjutan**
Table 5.2.2 **Continued**

| | Kecamatan <i>Subdistrict</i> | Mentimun <i>Cucumber</i> | Kangkung <i>Kangkung</i> | Bayam <i>Spinach</i> | Semangka <i>Watermelon</i> |
|-------------|--|------------------------------------|------------------------------------|--------------------------------|--------------------------------------|
| | (1) | (6) | (7) | (8) | (9) |
| 1 | Serbajadi | 0 | 0 | 0 | 0 |
| 2 | Simpang Jernih | 2 | 0 | 0 | 0 |
| 3 | Peunaron | 1 | 0 | 0 | 0 |
| 4 | Birem Bayeun | 11 | 37 | 36 | 0 |
| 5 | Rantau Selamat | 4 | 1 | 1 | 5 |
| 6 | Sungai Raya | 1 | 0 | 0 | 0 |
| 7 | Peureulak | 0 | 1 | 1 | 0 |
| 8 | Peureulak Timur | 0 | 0 | 0 | 0 |
| 9 | Peureulak Barat | 0 | 0 | 1 | 0 |
| 10 | Ranto Peureulak | 1 | 1 | 0 | 0 |
| 11 | Idi Rayeuk | 1 | 0 | 1 | 0 |
| 12 | Peudawa | 6 | 2 | 2 | 37 |
| 13 | Banda Alam | 3 | 0 | 0 | 0 |
| 14 | Idi Tunong | 2 | 0 | 0 | 1 |
| 15 | Darul Ihsan | 1 | 4 | 5 | 0 |
| 16 | Idi Timur | 1 | 0 | 0 | 0 |
| 17 | Darul Aman | 0 | 0 | 0 | 0 |
| 18 | Nurussalam | 1 | 0 | 0 | 2 |
| 19 | Darul Falah | 0 | 0 | 0 | 0 |
| 20 | Julok | 0 | 0 | 0 | 0 |
| 21 | Indra Makmur | 0 | 0 | 0 | 1 |
| 22 | Pante Bidari | 0 | 0 | 0 | 0 |
| 23 | Simpang Ulim | 0 | 0 | 0 | 0 |
| 24 | Madat | 0 | 0 | 0 | 2 |
| 2017 | | 35 | 46 | 47 | 48 |
| 2016 | | 59 | 79 | 76 | 89 |
| 2015 | | 105 | 37 | 43 | 99 |

Sumber: Dinas Pertanian Tanaman Pangan dan Hortikultura Kabupaten Aceh Timur
Source: Agriculture and Horticulture Service of Aceh Timur Regency

Tabel 5.2.3 **Produksi Tanaman Sayuran Menurut Kecamatan dan Jenis Sayuran di Kabupaten Aceh Timur (Ton), 2017**
Table 5.2.3 **Production of Vegetables by Subdistrict and Kind of Plant in Aceh Timur Regency (Ton), 2017**

| Kecamatan Subdistrict | Kacang Panjang Long Beans | Cabai Besar Chile | Cabai Rawit Cayenne Pepper | Terung EggPlant |
|--------------------------|------------------------------|----------------------|-------------------------------|--------------------|
| (1) | (2) | (3) | (4) | (5) |
| 1 Serbajadi | 0 | 31.5 | 26.6 | 0 |
| 2 Simpang Jernih | 0 | 25.3 | 60 | 0 |
| 3 Peunaron | 9 | 19.4 | 31.4 | 3.7 |
| 4 Birem Bayeun | 29.7 | 64.3 | 48.9 | 0 |
| 5 Rantau Selamat | 23.1 | 25.6 | 0 | 23 |
| 6 Sungai Raya | 12 | 57.7 | 28.5 | 0 |
| 7 Peureulak | 3.5 | 38 | 18 | 0 |
| 8 Peureulak Timur | 25.9 | 82.1 | 89.5 | 0 |
| 9 Peureulak Barat | 5.9 | 19.9 | 27.4 | 0 |
| 10 Ranto Peureulak | 0 | 23.2 | 15.3 | 0 |
| 11 Idi Rayeuk | 0 | 25.8 | 7.9 | 3.8 |
| 12 Peudawa | 25.8 | 31.9 | 20.2 | 8.5 |
| 13 Banda Alam | 11 | 40.6 | 31.9 | 3 |
| 14 Idi Tunong | 9.9 | 47 | 20.4 | 3 |
| 15 Darul Ihsan | 17.3 | 46.7 | 15.2 | 10.5 |
| 16 Idi Timur | 15 | 12.5 | 20.9 | 4 |
| 17 Darul Aman | 0 | 24.8 | 21.1 | 0 |
| 18 Nurussalam | 12.5 | 93 | 12 | 4 |
| 19 Darul Falah | 0 | 42.3 | 6 | 0 |
| 20 Julok | 2.9 | 16.6 | 3.9 | 0 |
| 21 Indra Makmur | 2.9 | 43.5 | 11.6 | 0 |
| 22 Pante Bidari | 8.4 | 25.6 | 24.4 | 0 |
| 23 Simpang Ulim | 8.4 | 16.6 | 6.2 | 0 |
| 24 Madat | 5.5 | 33.2 | 12.1 | 0 |
| 2017 | 228.7 | 887.1 | 559.4 | 63.5 |
| 2016 | 250.4 | 444.3 | 324.5 | 150.8 |
| 2015 | 279.7 | 698.6 | 373.6 | 265.7 |

Tabel 5.2.3 **Lanjutan**
Table 5.2.3 **Continued**

| Kecamatan <i>Subdistrict</i> | Mentimun <i>Cucumber</i> | Kangkung <i>Kangkung</i> | Bayam <i>Spinach</i> | Semangka <i>Watermelon</i> |
|---------------------------------|-----------------------------|-----------------------------|-------------------------|-------------------------------|
| (1) | (6) | (7) | (8) | (9) |
| 1 Serbajadi | 0.0 | 0.0 | 0.0 | 0.0 |
| 2 Simpang Jernih | 7.3 | 0.0 | 0.0 | 0.0 |
| 3 Peunaron | 3.0 | 0.0 | 0.0 | 0.0 |
| 4 Birem Bayeun | 31.6 | 127.0 | 88.6 | 0.0 |
| 5 Rantau Selamat | 14.5 | 3.0 | 2.5 | 50.0 |
| 6 Sungai Raya | 3.5 | 0.0 | 0.0 | 0.0 |
| 7 Peureulak | 0.0 | 4.0 | 3.5 | 0.0 |
| 8 Peureulak Timur | 0.0 | 0.0 | 0.0 | 0.0 |
| 9 Peureulak Barat | 0.0 | 0.0 | 1.3 | 0.0 |
| 10 Ranto Peureulak | 10.5 | 11.0 | 0.0 | 0.0 |
| 11 Idi Rayeuk | 3.5 | 0.0 | 3.2 | 0.0 |
| 12 Peudawa | 18.2 | 8.9 | 12.0 | 532.0 |
| 13 Banda Alam | 12.0 | 0.0 | 0.0 | 0.0 |
| 14 Idi Tunong | 6.2 | 0.0 | 0.0 | 6.0 |
| 15 Darul Ihsan | 8.5 | 21.0 | 16.0 | 0.0 |
| 16 Idi Timur | 3.0 | 0.0 | 0.0 | 0.0 |
| 17 Darul Aman | 0.0 | 0.0 | 0.0 | 0.0 |
| 18 Nurussalam | 4.0 | 0.0 | 0.0 | 12.0 |
| 19 Darul Falah | 0.0 | 0.0 | 0.0 | 0.0 |
| 20 Julok | 0.0 | 0.0 | 0.0 | 0.0 |
| 21 Indra Makmur | 0.0 | 0.0 | 0.0 | 19.0 |
| 22 Pante Bidari | 0.0 | 0.0 | 0.0 | 0.0 |
| 23 Simpang Ulim | 0.0 | 0.0 | 0.0 | 0.0 |
| 24 Madat | 0.0 | 0.0 | 0.0 | 43.0 |
| 2017 | 125.8 | 174.9 | 127.1 | 662.0 |
| 2016 | 285.5 | 278.4 | 175.8 | 1272.2 |
| 2015 | 525.5 | 208.7 | 103.2 | 1314.4 |

Sumber: Dinas Pertanian Tanaman Pangan dan Hortikultura Kabupaten Aceh Timur
Source: Agriculture and Horticulture Service of Aceh Timur Regency

Tabel
Table 5.2.4

Luas Tanam, Luas Panen, Produksi dan Produktivitas Kacang Panjang Menurut Kecamatan, 2017
Plantation Area, Harvested Area, Production, and Productivity of Long Beans by Sub District, 2017

| Kecamatan <i>Subdistrict</i> | Tanam <i>Plant</i> (Ha) | Luas Panen <i>Harvest</i> (Ha) | Produksi <i>Production</i> (Ton) | Produktivitas <i>Productivity</i> (Ton/Ha) |
|---------------------------------|-------------------------------|--------------------------------------|--|--|
| (1) | (2) | (3) | (4) | (5) |
| 1 Serbajadi | 0.0 | 0.0 | 0.0 | 0.00 |
| 2 Simpang Jernih | 0.0 | 0.0 | 0.0 | 0.00 |
| 3 Peunaron | 1.0 | 3.0 | 9.0 | 3.00 |
| 4 Birem Bayeun | 7.0 | 13.0 | 29.7 | 2.28 |
| 5 Rantau Selamat | 8.0 | 8.0 | 23.1 | 2.89 |
| 6 Sungai Raya | 3.0 | 4.0 | 12.0 | 3.00 |
| 7 Peureulak | 0.0 | 1.0 | 3.5 | 3.50 |
| 8 Peureulak Timur | 12.0 | 7.0 | 25.9 | 3.70 |
| 9 Peureulak Barat | 2.0 | 2.0 | 5.9 | 2.95 |
| 10 Ranto Peureulak | 0.0 | 0.0 | 0.0 | 0.00 |
| 11 Idi Rayeuk | 0.0 | 0.0 | 0.0 | 0.00 |
| 12 Peudawa | 6.0 | 8.0 | 25.8 | 3.23 |
| 13 Banda Alam | 2.0 | 2.0 | 11.0 | 5.50 |
| 14 Idi Tunong | 3.0 | 3.0 | 9.9 | 3.30 |
| 15 Darul Ihsan | 4.0 | 5.0 | 17.3 | 3.46 |
| 16 Idi Timur | 2.0 | 4.0 | 15.0 | 3.75 |
| 17 Darul Aman | 0.0 | 0.0 | 0.0 | 0.00 |
| 18 Nurussalam | 2.0 | 3.0 | 12.5 | 4.17 |
| 19 Darul Falah | 0.0 | 0.0 | 0.0 | 0.00 |
| 20 Julok | 1.0 | 1.0 | 2.9 | 2.90 |
| 21 Indra Makmur | 1.0 | 1.0 | 2.9 | 2.90 |
| 22 Pante Bidari | 2.0 | 3.0 | 8.4 | 2.80 |
| 23 Simpang Ulim | 3.0 | 3.0 | 8.4 | 2.80 |
| 24 Madat | 2.0 | 3.0 | 5.5 | 1.83 |
| 2017 | 61.0 | 74.0 | 228.7 | 3.09 |
| 2016 | 84.0 | 86.0 | 250.4 | 2.91 |
| 2015 | 98.0 | 103.0 | 279.2 | 2.71 |

Sumber: Dinas Pertanian Tanaman Pangan dan Hortikultura Kabupaten Aceh Timur
Source: Agriculture and Horticulture Service of Aceh Timur Regency

Tabel 5.2.5 Luas Tanam, Luas Panen, Produksi dan Produktivitas Cabe Merah Menurut Kecamatan, 2017
Table 5.2.5 Plantation Area, Harvested Area, Production, and Productivity of Chili by Sub District, 2017

| Kecamatan Subdistrict | Tanam Plant (Ha) | Luas Panen Harvest (Ha) | Produksi Production (Ton) | Produktivitas Productivity (Ton/Ha) |
|--------------------------|------------------------|-------------------------------|---------------------------------|---|
| (1) | (2) | (3) | (4) | (5) |
| 1 Serbajadi | 7.0 | 7.0 | 31.5 | 4.50 |
| 2 Simpang Jernih | 4.0 | 8.0 | 25.3 | 3.16 |
| 3 Peunaron | 5.0 | 7.0 | 19.4 | 2.77 |
| 4 Birem Bayeun | 12.0 | 18.0 | 64.3 | 3.57 |
| 5 Rantau Selamat | 8.0 | 7.0 | 25.6 | 3.66 |
| 6 Sungai Raya | 14.0 | 14.0 | 57.7 | 4.12 |
| 7 Peureulak | 8.0 | 9.0 | 38.0 | 4.22 |
| 8 Peureulak Timur | 20.0 | 23.0 | 82.1 | 3.57 |
| 9 Peureulak Barat | 5.0 | 5.0 | 19.9 | 3.98 |
| 10 Ranto Peureulak | 5.0 | 6.0 | 23.2 | 3.87 |
| 11 Idi Rayeuk | 6.0 | 7.0 | 25.8 | 3.69 |
| 12 Peudawa | 9.0 | 7.0 | 31.9 | 4.56 |
| 13 Banda Alam | 4.0 | 12.0 | 40.6 | 3.38 |
| 14 Idi Tunong | 14.0 | 15.0 | 47.0 | 3.13 |
| 15 Darul Ihsan | 10.0 | 10.0 | 46.7 | 4.67 |
| 16 Idi Timur | 3.0 | 3.0 | 12.5 | 4.17 |
| 17 Darul Aman | 7.0 | 8.0 | 24.8 | 3.10 |
| 18 Nurussalam | 19.0 | 22.0 | 93.0 | 4.23 |
| 19 Darul Falah | 10.0 | 15.0 | 42.3 | 2.82 |
| 20 Julok | 4.0 | 5.0 | 16.6 | 3.32 |
| 21 Indra Makmur | 7.0 | 11.0 | 43.5 | 3.95 |
| 22 Pante Bidari | 5.0 | 7.0 | 25.6 | 3.66 |
| 23 Simpang Ulim | 3.0 | 3.0 | 16.6 | 5.53 |
| 24 Madat | 6.0 | 7.0 | 33.2 | 4.74 |
| 2017 | 195.0 | 236.0 | 887.1 | 3.76 |
| 2016 | 154.0 | 133.0 | 444.3 | 3.34 |
| 2015 | 207.0 | 207.0 | 698.6 | 3.37 |

Sumber: Dinas Pertanian Tanaman Pangan dan Hortikultura Kabupaten Aceh Timur
 Source: Agriculture and Horticulture Service of Aceh Timur Regency

Tabel 5.2.6 **Luas Tanam, Luas Panen, Produksi dan Produktivitas Cabe Rawit Menurut Kecamatan, 2017**
Table 5.2.6 **Plantation Area, Harvested Area, Production, and Productivity of Cayenne Pepper by Sub District, 2017**

| Kecamatan Subdistrict | Tanam Plant (Ha) | Luas Panen Harvest (Ha) | Produksi Production (Ton) | Produktivitas Productivity (Ton/Ha) |
|--------------------------|------------------------|-------------------------------|---------------------------------|---|
| (1) | (2) | (3) | (4) | (5) |
| 1 Serbajadi | 4.0 | 5.0 | 26.6 | 5.32 |
| 2 Simpang Jernih | 7.0 | 13.0 | 60.0 | 4.62 |
| 3 Peunaron | 2.0 | 13.0 | 31.4 | 2.42 |
| 4 Birem Bayeun | 4.0 | 10.0 | 48.9 | 4.89 |
| 5 Rantau Selamat | 0.0 | 0.0 | 0.0 | #DIV/0! |
| 6 Sungai Raya | 4.0 | 15.0 | 28.5 | 1.90 |
| 7 Peureulak | 10.0 | 4.0 | 18.0 | 4.50 |
| 8 Peureulak Timur | 21.0 | 36.0 | 89.5 | 2.49 |
| 9 Peureulak Barat | 12.0 | 8.0 | 27.4 | 3.43 |
| 10 Ranto Peureulak | 2.0 | 4.0 | 15.3 | 3.83 |
| 11 Idi Rayeuk | 3.0 | 2.0 | 7.9 | 3.95 |
| 12 Peudawa | 8.0 | 3.0 | 20.2 | 6.73 |
| 13 Banda Alam | 5.0 | 15.0 | 31.9 | 2.13 |
| 14 Idi Tunong | 8.0 | 5.0 | 20.4 | 4.08 |
| 15 Darul Ihsan | 6.0 | 3.0 | 15.2 | 5.07 |
| 16 Idi Timur | 0.0 | 4.0 | 20.9 | 5.23 |
| 17 Darul Aman | 4.0 | 6.0 | 21.1 | 3.52 |
| 18 Nurussalam | 6.0 | 5.0 | 12.0 | 2.40 |
| 19 Darul Falah | 2.0 | 3.0 | 6.0 | 2.00 |
| 20 Julok | 2.0 | 2.0 | 3.9 | 1.95 |
| 21 Indra Makmur | 4.0 | 4.0 | 11.6 | 2.90 |
| 22 Pante Bidari | 5.0 | 5.0 | 24.4 | 4.88 |
| 23 Simpang Ulim | 1.0 | 2.0 | 6.2 | 3.10 |
| 24 Madat | 2.0 | 4.0 | 12.1 | 3.03 |
| 2017 | 122.0 | 171.0 | 559.4 | 3.27 |
| 2016 | 146.0 | 115.0 | 324.5 | 2.82 |
| 2015 | 142.0 | 118.0 | 373.4 | 3.16 |

Sumber: Dinas Pertanian Tanaman Pangan dan Hortikultura Kabupaten Aceh Timur
 Source: Agriculture and Horticulture Service of Aceh Timur Regency

Luas Tanam, Luas Panen, Produksi dan Produktivitas Terong Menurut Kecamatan, 2017

Tabel 5.2.7 *Plantation Area, Harvested Area, Production, and Productivity of Eggplant by Sub District, 2017*

| Kecamatan <i>Subdistrict</i> | Tanam <i>Plant</i> (Ha) | Luas Panen <i>Harvest</i> (Ha) | Produksi <i>Production</i> (Ton) | Produktivitas <i>Productivity</i> (Ton/Ha) |
|---------------------------------|----------------------------|--------------------------------------|-------------------------------------|--|
| (1) | (2) | (3) | (4) | (5) |
| 1 Serbajadi | 0.0 | 0.0 | 0.0 | 0.0 |
| 2 Simpang Jernih | 0.0 | 0.0 | 0.0 | 0.0 |
| 3 Peunaron | 1.0 | 1.0 | 3.7 | 3.70 |
| 4 Birem Bayeun | 0.0 | 0.0 | 0.0 | 0.0 |
| 5 Rantau Selamat | 8.0 | 7.0 | 23.0 | 3.29 |
| 6 Sungai Raya | 0.0 | 0.0 | 0.0 | 0.0 |
| 7 Peureulak | 0.0 | 0.0 | 0.0 | 0.0 |
| 8 Peureulak Timur | 0.0 | 0.0 | 0.0 | 0.0 |
| 9 Peureulak Barat | 0.0 | 0.0 | 0.0 | 0.0 |
| 10 Ranto Peureulak | 0.0 | 0.0 | 0.0 | 0.0 |
| 11 Idi Rayeuk | 1.0 | 1.0 | 3.8 | 3.80 |
| 12 Peudawa | 1.0 | 2.0 | 8.5 | 4.25 |
| 13 Banda Alam | 1.0 | 1.0 | 3.0 | 3.00 |
| 14 Idi Tunong | 1.0 | 1.0 | 3.0 | 3.00 |
| 15 Darul Ihsan | 2.0 | 2.0 | 10.5 | 5.25 |
| 16 Idi Timur | 0.0 | 1.0 | 4.0 | 4.00 |
| 17 Darul Aman | 0.0 | 0.0 | 0.0 | 0.0 |
| 18 Nurussalam | 1.0 | 1.0 | 4.0 | 4.00 |
| 19 Darul Falah | 0.0 | 0.0 | 0.0 | 0.0 |
| 20 Julok | 0.0 | 0.0 | 0.0 | 0.0 |
| 21 Indra Makmur | 0.0 | 0.0 | 0.0 | 0.0 |
| 22 Pante Bidari | 0.0 | 0.0 | 0.0 | 0.0 |
| 23 Simpang Ulim | 0.0 | 0.0 | 0.0 | 0.0 |
| 24 Madat | 0.0 | 0.0 | 0.0 | 0.0 |
| 2017 | 16.0 | 17.0 | 63.5 | 3.74 |
| 2016 | 24.0 | 31.0 | 150.8 | 4.86 |
| 2015 | 49.0 | 53.0 | 265.0 | 5.00 |

Sumber: Dinas Pertanian Tanaman Pangan dan Hortikultura Kabupaten Aceh Timur
 Source: Agriculture and Horticulture Service of Aceh Timur Regency

Tabel 5.2.8 Luas Tanam, Luas Panen, Produksi dan Produktivitas Mentimun Menurut Kecamatan, 2017
Table 5.2.8 *Plantation Area, Harvested Area, Production, and Productivity of Cucumber by Sub District, 2017*

| Kecamatan Subdistrict | Tanam Plant (Ha) | Luas Panen Harvest (Ha) | Produksi Production (Ton) | Produktivitas Productivity (Ton/Ha) |
|--------------------------|---------------------|-------------------------------|------------------------------|---|
| (1) | (2) | (3) | (4) | (5) |
| 1 Serbajadi | 0.0 | 0.0 | 0.0 | 0.00 |
| 2 Simpang Jernih | 1.0 | 2.0 | 7.3 | 3.65 |
| 3 Peunaron | 1.0 | 1.0 | 3.0 | 3.00 |
| 4 Birem Bayeun | 5.0 | 11.0 | 31.6 | 2.87 |
| 5 Rantau Selamat | 5.0 | 4.0 | 14.5 | 3.63 |
| 6 Sungai Raya | 1.0 | 1.0 | 3.5 | 3.50 |
| 7 Peureulak | 0.0 | 0.0 | 0.0 | 0.00 |
| 8 Peureulak Timur | 0.0 | 0.0 | 0.0 | 0.00 |
| 9 Peureulak Barat | 0.0 | 0.0 | 0.0 | 0.00 |
| 10 Ranto Peureulak | 1.0 | 1.0 | 10.5 | 10.50 |
| 11 Idi Rayeuk | 1.0 | 1.0 | 3.5 | 3.50 |
| 12 Peudawa | 4.0 | 6.0 | 18.2 | 3.03 |
| 13 Banda Alam | 3.0 | 3.0 | 12.0 | 4.00 |
| 14 Idi Tunong | 2.0 | 2.0 | 6.2 | 3.10 |
| 15 Darul Ihsan | 2.0 | 1.0 | 8.5 | 8.50 |
| 16 Idi Timur | 1.0 | 1.0 | 3.0 | 3.00 |
| 17 Darul Aman | 0.0 | 0.0 | 0.0 | 0.00 |
| 18 Nurussalam | 1.0 | 1.0 | 4.0 | 4.00 |
| 19 Darul Falah | 0.0 | 0.0 | 0.0 | 0.00 |
| 20 Julok | 0.0 | 0.0 | 0.0 | 0.00 |
| 21 Indra Makmur | 0.0 | 0.0 | 0.0 | 0.00 |
| 22 Pante Bidari | 0.0 | 0.0 | 0.0 | 0.00 |
| 23 Simpang Ulim | 0.0 | 0.0 | 0.0 | 0.00 |
| 24 Madat | 0.0 | 0.0 | 0.0 | 0.00 |
| 2017 | 28.0 | 35.0 | 125.8 | 3.59 |
| 2016 | 62.0 | 59.0 | 285.5 | 4.84 |
| 2015 | 102.0 | 105.0 | 524.7 | 5.00 |

Sumber: Dinas Pertanian Tanaman Pangan dan Hortikultura Kabupaten Aceh Timur
 Source: Agriculture and Horticulture Service of Aceh Timur Regency

Tabel 5.2.9 Luas Tanam, Luas Panen, Produksi dan Produktivitas Kangkung Menurut Kecamatan, 2017
Table 5.2.9 Plantation Area, Harvested Area, Production, and Productivity of Kangkung by Sub District, 2017

| Kecamatan Subdistrict | Tanam Plant (Ha) | Luas Panen Harvest (Ha) | Produksi Production (Ton) | Produktivitas Productivity (Ton/Ha) |
|--------------------------|------------------------|----------------------------|---------------------------------|---|
| (1) | (2) | (3) | (4) | (5) |
| 1 Serbajadi | 0.0 | 0.0 | 0.0 | 0.00 |
| 2 Simpang Jernih | 0.0 | 0.0 | 0.0 | 0.00 |
| 3 Peunaron | 0.0 | 0.0 | 0.0 | 0.00 |
| 4 Birem Bayeun | 22.0 | 37.0 | 127.0 | 3.43 |
| 5 Rantau Selamat | 2.0 | 1.0 | 3.0 | 3.00 |
| 6 Sungai Raya | 0.0 | 0.0 | 0.0 | 0.00 |
| 7 Peureulak | 1.0 | 1.0 | 4.0 | 4.00 |
| 8 Peureulak Timur | 0.0 | 0.0 | 0.0 | 0.00 |
| 9 Peureulak Barat | 0.0 | 0.0 | 0.0 | 0.00 |
| 10 Ranto Peureulak | 1.0 | 1.0 | 11.0 | 11.00 |
| 11 Idi Rayeuk | 0.0 | 0.0 | 0.0 | 0.00 |
| 12 Peudawa | 2.0 | 2.0 | 8.9 | 4.45 |
| 13 Banda Alam | 0.0 | 0.0 | 0.0 | 0.00 |
| 14 Idi Tunong | 0.0 | 0.0 | 0.0 | 0.00 |
| 15 Darul Ihsan | 4.0 | 4.0 | 21.0 | 5.25 |
| 16 Idi Timur | 0.0 | 0.0 | 0.0 | 0.00 |
| 17 Darul Aman | 0.0 | 0.0 | 0.0 | 0.00 |
| 18 Nurussalam | 0.0 | 0.0 | 0.0 | 0.00 |
| 19 Darul Falah | 0.0 | 0.0 | 0.0 | 0.00 |
| 20 Julok | 0.0 | 0.0 | 0.0 | 0.00 |
| 21 Indra Makmur | 0.0 | 0.0 | 0.0 | 0.00 |
| 22 Pante Bidari | 0.0 | 0.0 | 0.0 | 0.00 |
| 23 Simpang Ulim | 0.0 | 0.0 | 0.0 | 0.00 |
| 24 Madat | 0.0 | 0.0 | 0.0 | 0.00 |
| 2017 | 32.0 | 46.0 | 174.9 | 3.80 |
| 2016 | 86.0 | 79.0 | 278.4 | 3.52 |
| 2015 | 39.0 | 37.0 | 208.2 | 5.63 |

Sumber: Dinas Pertanian Tanaman Pangan dan Hortikultura Kabupaten Aceh Timur
 Source: Agriculture and Horticulture Service of Aceh Timur Regency

Tabel 5.2.10 Luas Tanam, Luas Panen, Produksi dan Produktivitas Bayam Menurut Kecamatan, 2017
Table 5.2.10 Plantation Area, Harvested Area, Production, and Productivity of Spinach by Sub District, 2017

| Kecamatan Subdistrict | Tanam Plant (Ha) | Luas Panen Harvest (Ha) | Produksi Production (Ton) | Produktivitas Productivity (Ton/Ha) |
|--------------------------|------------------------|-------------------------------|---------------------------------|---|
| (1) | (2) | (3) | (4) | (5) |
| 1 Serbajadi | 0.0 | 0.0 | 0.0 | 0.00 |
| 2 Simpang Jernih | 0.0 | 0.0 | 0.0 | 0.00 |
| 3 Peunaron | 0.0 | 0.0 | 0.0 | 0.00 |
| 4 Birem Bayeun | 21.0 | 36.0 | 88.6 | 2.46 |
| 5 Rantau Selamat | 2.0 | 1.0 | 2.5 | 2.50 |
| 6 Sungai Raya | 0.0 | 0.0 | 0.0 | 0.00 |
| 7 Peureulak | 1.0 | 1.0 | 3.5 | 3.50 |
| 8 Peureulak Timur | 0.0 | 0.0 | 0.0 | 0.00 |
| 9 Peureulak Barat | 0.0 | 1.0 | 1.3 | 1.30 |
| 10 Ranto Peureulak | 0.0 | 0.0 | 0.0 | 0.00 |
| 11 Idi Rayeuk | 1.0 | 1.0 | 3.2 | 3.20 |
| 12 Peudawa | 3.0 | 2.0 | 12.0 | 6.00 |
| 13 Banda Alam | 0.0 | 0.0 | 0.0 | 0.00 |
| 14 Idi Tunong | 0.0 | 0.0 | 0.0 | 0.00 |
| 15 Darul Ihsan | 6.0 | 5.0 | 16.0 | 3.20 |
| 16 Idi Timur | 0.0 | 0.0 | 0.0 | 0.00 |
| 17 Darul Aman | 0.0 | 0.0 | 0.0 | 0.00 |
| 18 Nurussalam | 0.0 | 0.0 | 0.0 | 0.00 |
| 19 Darul Falah | 0.0 | 0.0 | 0.0 | 0.00 |
| 20 Julok | 0.0 | 0.0 | 0.0 | 0.00 |
| 21 Indra Makmur | 0.0 | 0.0 | 0.0 | 0.00 |
| 22 Pante Bidari | 0.0 | 0.0 | 0.0 | 0.00 |
| 23 Simpang Ulim | 0.0 | 0.0 | 0.0 | 0.00 |
| 24 Madat | 0.0 | 0.0 | 0.0 | 0.00 |
| 2017 | 34.0 | 47.0 | 127.1 | 2.70 |
| 2016 | 87.0 | 76.0 | 175.8 | 2.31 |
| 2015 | 44.0 | 43.0 | 103.1 | 2.40 |

Sumber: Dinas Pertanian Tanaman Pangan dan Hortikultura Kabupaten Aceh Timur
 Source: Agriculture and Horticulture Service of Aceh Timur Regency

Luas Tanam, Luas Panen, Produksi dan Produktivitas Semangka Menurut Kecamatan, 2017

Tabel 5.2.11 *Plantation Area, Harvested Area, Production, and Productivity of Watermelon by Sub District, 2017*

| Kecamatan <i>Subdistrict</i> | Tanam <i>Plant</i> (Ha) | Luas Panen <i>Harvest</i> (Ha) | Produksi <i>Production</i> (Ton) | Produktivitas <i>Productivity</i> (Ton/Ha) |
|---------------------------------|----------------------------|--------------------------------------|--|--|
| (1) | (2) | (3) | (4) | (5) |
| 1 Serbajadi | 0.0 | 0.0 | 0.0 | 0.00 |
| 2 Simpang Jernih | 0.0 | 0.0 | 0.0 | 0.00 |
| 3 Peunaron | 0.0 | 0.0 | 0.0 | 0.00 |
| 4 Birem Bayeun | 1.0 | 0.0 | 0.0 | 0.00 |
| 5 Rantau Selamat | 4.0 | 5.0 | 50.0 | 10.00 |
| 6 Sungai Raya | 0.0 | 0.0 | 0.0 | 0.00 |
| 7 Peureulak | 0.0 | 0.0 | 0.0 | 0.00 |
| 8 Peureulak Timur | 5.0 | 0.0 | 0.0 | 0.00 |
| 9 Peureulak Barat | 0.0 | 0.0 | 0.0 | 0.00 |
| 10 Ranto Peureulak | 0.0 | 0.0 | 0.0 | 0.00 |
| 11 Idi Rayeuk | 0.0 | 0.0 | 0.0 | 0.00 |
| 12 Peudawa | 36.0 | 37.0 | 532.0 | 14.38 |
| 13 Banda Alam | 0.0 | 0.0 | 0.0 | 0.00 |
| 14 Idi Tunong | 1.0 | 1.0 | 6.0 | 6.00 |
| 15 Darul Ihsan | 0.0 | 0.0 | 0.0 | 0.00 |
| 16 Idi Timur | 0.0 | 0.0 | 0.0 | 0.00 |
| 17 Darul Aman | 0.0 | 0.0 | 0.0 | 0.00 |
| 18 Nurussalam | 2.0 | 2.0 | 12.0 | 6.00 |
| 19 Darul Falah | 0.0 | 0.0 | 0.0 | 0.00 |
| 20 Julok | 0.0 | 0.0 | 0.0 | 0.00 |
| 21 Indra Makmur | 1.0 | 1.0 | 19.0 | 19.00 |
| 22 Pante Bidari | 0.0 | 0.0 | 0.0 | 0.00 |
| 23 Simpang Ulim | 0.0 | 0.0 | 0.0 | 0.00 |
| 24 Madat | 2.0 | 2.0 | 43.0 | 21.50 |
| 2017 | 52.0 | 48.0 | 662.0 | 13.79 |
| 2016 | 77.0 | 89.0 | 1 272.2 | 14.29 |
| 2015 | 97.0 | 99.0 | 1 314.2 | 13.27 |

Sumber: Dinas Pertanian Tanaman Pangan dan Hortikultura Kabupaten Aceh Timur
 Source: Agriculture and Horticulture Service of Aceh Timur Regency

Tabel 5.2.12 Luas Tanam, Luas Panen, Produksi dan Produktivitas Jahe Menurut Kecamatan, 2017
Table 5.2.12 Plantation Area, Harvested Area, Production, and Productivity of Ginger by Sub District, 2017

| Kecamatan Subdistrict | Luas Tanam Plant Area (Ha) | Luas Panen Harvest Area (Ha) | Produksi Production (Ton) | Produktivitas Produktivitas (Ton/ Ha) |
|--------------------------|----------------------------------|------------------------------------|---------------------------------|---|
| (1) | (2) | (3) | (4) | (5) |
| 1 Serbajadi | 4.50 | 4.50 | 81.50 | 18.11 |
| 2 Simpang Jernih | 0.00 | 0.00 | 0.00 | 0.00 |
| 3 Peunaron | 1.50 | 1.50 | 52.50 | 35.00 |
| 4 Birem Bayeun | 0.26 | 0.00 | 0.00 | 0.00 |
| 5 Rantau Selamat | 0.02 | 0.02 | 0.70 | 35.00 |
| 6 Sungai Raya | 3.88 | 1.80 | 63.00 | 35.00 |
| 7 Peureulak | 2.00 | 1.00 | 45.00 | 45.00 |
| 8 Peureulak Timur | 3.50 | 2.00 | 67.60 | 33.80 |
| 9 Peureulak Barat | 0.00 | 0.00 | 0.00 | 0.00 |
| 10 Ranto Peureulak | 40.00 | 36.00 | 1270.00 | 35.28 |
| 11 Idi Rayeuk | 1.00 | 1.00 | 50.00 | 50.00 |
| 12 Peudawa | 9.00 | 8.74 | 483.32 | 55.30 |
| 13 Banda Alam | 12.50 | 9.50 | 427.50 | 45.00 |
| 14 Idi Tunong | 29.00 | 29.00 | 1005.00 | 34.66 |
| 15 Darul Ihsan | 3.00 | 1.00 | 30.00 | 30.00 |
| 16 Idi Timur | 0.12 | 0.12 | 3.60 | 36.00 |
| 17 Darul Aman | 2.00 | 2.00 | 100.00 | 50.00 |
| 18 Nurussalam | 54.00 | 0.00 | 0.00 | 0.00 |
| 19 Darul Falah | 5.00 | 5.00 | 200.00 | 40.00 |
| 20 Julok | 31.00 | 31.00 | 165.00 | 5.32 |
| 21 Indra Makmur | 25.00 | 25.00 | 850.00 | 34.00 |
| 22 Pante Bidari | 1.00 | 0.50 | 25.00 | 50.00 |
| 23 Simpang Ulim | 0.00 | 0.00 | 0.00 | 0.00 |
| 24 Madat | 0.00 | 0.00 | 0.00 | 0.00 |
| 2017 | 228.28 | 159.68 | 4 919.72 | 30.81 |
| 2016 | 228.3 | 159.62 | 4 919.7 | 30.82 |
| 2014 | 149.55 | 90.35 | 2 945.38 | 32.60 |

Sumber: Dinas Pertanian Tanaman Pangan dan Hortikultura Kabupaten Aceh Timur
 Source: Agriculture and Horticulture Service of Aceh Timur Regency

Tabel
Table 5.2.13

Produksi Buah-buahan Menurut Kecamatan dan Jenis Buah di Kabupaten Aceh Timur (Ton), 2017
Production of Fruits by Subdistrict and Kind of Fruit in Aceh Timur Regency (Ton), 2017

| Kecamatan Subdistrict | Belimbing | Duku/ Langsat | Durian | Jambu Biji | Jambu Air | Jeruk Siam |
|--------------------------|-------------|------------------|----------------|--------------|--------------|--------------|
| (1) | (2) | (3) | (4) | (5) | (6) | (7) |
| 1 Serbajadi | 0.0 | 0.0 | 0.0 | 0.0 | 0.0 | 0.0 |
| 2 Simpang Jernih | 0.0 | 0.0 | 0.0 | 0.0 | 0.0 | 0.0 |
| 3 Peunaron | 0.0 | 2.5 | 0.0 | 0.0 | 24.0 | 3.1 |
| 4 Birem Bayeun | 2.2 | 24.1 | 0.0 | 23.7 | 26.4 | 33.4 |
| 5 Rantau Selamat | 0.0 | 7.8 | 0.0 | 26.3 | 23.9 | 0.0 |
| 6 Sungai Raya | 0.0 | 3.0 | 0.0 | 2.5 | 3.3 | 0.0 |
| 7 Peureulak | 3.0 | 0.0 | 0.0 | 0.0 | 0.0 | 0.0 |
| 8 Peureulak Timur | 1.3 | 1.0 | 1.0 | 0.5 | 10.0 | 0.3 |
| 9 Peureulak Barat | 0.0 | 1.2 | 0.0 | 0.0 | 0.0 | 0.0 |
| 10 Ranto Peureulak | 0.0 | 40.0 | 0.0 | 7.6 | 14.8 | 65.0 |
| 11 Idi Rayeuk | 0.0 | 0.0 | 0.0 | 2.0 | 112.0 | 0.0 |
| 12 Peudawa | 0.0 | 0.0 | 0.0 | 0.0 | 8.0 | 0.0 |
| 13 Banda Alam | 0.0 | 0.0 | 0.0 | 0.0 | 7.4 | 0.0 |
| 14 Idi Tunong | 0.0 | 0.0 | 0.0 | 18.5 | 49.5 | 0.0 |
| 15 Darul Ihsan | 0.0 | 0.0 | 0.0 | 3.6 | 3.6 | 0.0 |
| 16 Idi Timur | 0.0 | 0.0 | 0.0 | 0.0 | 3.1 | 0.0 |
| 17 Darul Aman | 0.0 | 0.0 | 0.0 | 0.0 | 0.0 | 0.0 |
| 18 Nurussalam | 0.0 | 0.0 | 0.0 | 0.0 | 0.0 | 19.4 |
| 19 Darul Falah | 0.0 | 0.0 | 0.0 | 0.0 | 0.0 | 0.0 |
| 20 Julok | 0.0 | 0.0 | 0.0 | 3.6 | 4.1 | 0.0 |
| 21 Indra Makmur | 0.0 | 0.0 | 0.0 | 0.0 | 0.0 | 11.8 |
| 22 Pante Bidari | 0.0 | 20.0 | 0.0 | 0.0 | 0.0 | 8.5 |
| 23 Simpang Ulim | 0.0 | 6.0 | 0.0 | 7.8 | 10.8 | 7.5 |
| 24 Madat | 0.0 | 0.0 | 0.0 | 0.0 | 0.0 | 8.7 |
| 2017 | 6.5 | 105.6 | 1.0 | 96.1 | 300.9 | 157.7 |
| 2016 | 17.5 | 650.0 | 2 760.4 | 102.2 | 357.5 | 215.0 |
| 2015 | 13.1 | 972.2 | 3 970.3 | 116.4 | 406.3 | 343.6 |

Tabel 5.2.13 **Lanjutan**
Table 5.2.13 **Continued**

| Kecamatan Subdistrict | Jeruk Besar | Mangga | Manggis | Nangka/ Cimpe dak | Nenas |
|--------------------------|----------------|----------------|--------------|----------------------|------------|
| (1) | (8) | (9) | (10) | (11) | (12) |
| 1 Serbajadi | 0.0 | 0.0 | 0.0 | 3.0 | 0.4 |
| 2 Simpang Jernih | 0.0 | 0.0 | 0.0 | 6.0 | 0.0 |
| 3 Peunaron | 15.0 | 0.0 | 2.2 | 16.8 | 0.0 |
| 4 Birem Bayeun | 20.0 | 32.3 | 7.5 | 15.6 | 0.8 |
| 5 Rantau Selamat | 0.0 | 53.3 | 14.2 | 18.0 | 0.0 |
| 6 Sungai Raya | 0.6 | 0.0 | 4.1 | 4.3 | 0.0 |
| 7 Peureulak | 17.4 | 0.0 | 6.3 | 17.2 | 0.0 |
| 8 Peureulak Timur | 0.0 | 13.2 | 7.5 | 3.3 | 0.1 |
| 9 Peureulak Barat | 1.8 | 0.0 | 1.0 | 3.4 | 0.0 |
| 10 Ranto Peureulak | 0.0 | 0.0 | 10.5 | 42.0 | 0.0 |
| 11 Idi Rayeuk | 0.0 | 0.0 | 16.5 | 102.0 | 0.0 |
| 12 Peudawa | 1.9 | 55.4 | 0.5 | 10.2 | 0.0 |
| 13 Banda Alam | 17.2 | 0.0 | 15.0 | 7.9 | 0.0 |
| 14 Idi Tunong | 8.5 | 0.0 | 2.5 | 11.4 | 0.0 |
| 15 Darul Ihsan | 0.0 | 8.0 | 2.3 | 4.5 | 0.0 |
| 16 Idi Timur | 0.0 | 46.4 | 0.0 | 11.4 | 0.0 |
| 17 Darul Aman | 0.0 | 0.0 | 20.0 | 28.5 | 0.0 |
| 18 Nurussalam | 0.0 | 31.5 | 5.7 | 15.3 | 0.6 |
| 19 Darul Falah | 5.0 | 0.0 | 1.8 | 2.8 | 0.3 |
| 20 Julok | 0.0 | 0.0 | 1.8 | 17.2 | 0.0 |
| 21 Indra Makmur | 0.0 | 0.0 | 2.2 | 27.0 | 0.0 |
| 22 Pante Bidari | 66.6 | 0.0 | 7.0 | 7.5 | 1.6 |
| 23 Simpang Ulim | 104.2 | 7.0 | 8.0 | 22.6 | 0.0 |
| 24 Madat | 132.0 | 15.0 | 9.5 | 27.0 | 0.3 |
| 2017 | 390.2 | 262.1 | 146.1 | 424.9 | 4.1 |
| 2016 | 597.2 | 1 076.3 | 353.0 | 583.8 | 4.7 |
| 2015 | 1 114.2 | 1 747.1 | 429.0 | 993.5 | 9.7 |

Tabel 5.2.13 **Lanjutan**
Table **Continued**

| Kecamatan Subdistrict | Pepaya | Pisang | Rambutan | Sawo | Salak |
|--------------------------|--------------|----------------|----------------|----------------|------------|
| (1) | (13) | (14) | (15) | (16) | (17) |
| 1 Serbajadi | 0.0 | 105.0 | 0.0 | 0.0 | 0.0 |
| 2 Simpang Jernih | 4.7 | 54.5 | 0.0 | 2.1 | 0.0 |
| 3 Peunaron | 8.3 | 107.0 | 0.0 | 3.7 | 1.3 |
| 4 Birem Bayeun | 18.3 | 96.7 | 15.0 | 22.2 | 0.0 |
| 5 Rantau Selamat | 0.0 | 66.7 | 0.0 | 12.2 | 0.0 |
| 6 Sungai Raya | 0.0 | 105.1 | 25.0 | 2.4 | 0.0 |
| 7 Peureulak | 0.0 | 96.0 | 36.0 | 12.5 | 0.0 |
| 8 Peureulak Timur | 1.5 | 18.6 | 11.2 | 1.8 | 0.0 |
| 9 Peureulak Barat | 0.0 | 29.4 | 3.1 | 1.9 | 0.0 |
| 10 Ranto Peureulak | 0.0 | 154.2 | 14.0 | 12.6 | 0.0 |
| 11 Idi Rayeuk | 16.9 | 49.5 | 25.0 | 12.4 | 0.0 |
| 12 Peudawa | 12.1 | 158.7 | 0.0 | 5.2 | 0.0 |
| 13 Banda Alam | 16.6 | 42.0 | 20.0 | 15.0 | 0.0 |
| 14 Idi Tunong | 69.5 | 111.9 | 45.0 | 44.5 | 0.0 |
| 15 Darul Ihsan | 0.0 | 582.0 | 0.0 | 6.4 | 0.0 |
| 16 Idi Timur | 19.1 | 342.7 | 0.0 | 0.0 | 0.0 |
| 17 Darul Aman | 8.5 | 3 144.0 | 400.0 | 94.0 | 0.0 |
| 18 Nurussalam | 0.0 | 171.1 | 56.0 | 10.2 | 0.0 |
| 19 Darul Falah | 26.0 | 39.0 | 13.0 | 5.3 | 0.0 |
| 20 Julok | 4.5 | 108.4 | 75.0 | 11.0 | 0.0 |
| 21 Indra Makmur | 19.4 | 105.0 | 40.0 | 14.7 | 0.0 |
| 22 Pante Bidari | 36.0 | 2 911.5 | 0.0 | 123.5 | 0.0 |
| 23 Simpang Ulim | 7.2 | 90.0 | 41.0 | 83.8 | 0.0 |
| 24 Madat | 0.0 | 135.3 | 7.0 | 42.0 | 0.0 |
| 2017 | 268.6 | 8 824.3 | 826.3 | 539.4 | 1.3 |
| 2016 | 341.7 | 8 003.8 | 5 037.7 | 652.2 | 2.4 |
| 2015 | 589.3 | 7 921.3 | 5 209.6 | 1 356.1 | 5.0 |

Tabel 5.2.13 **Lanjutan**
Table **Continued**

| Kecamatan Subdistrict | Sirsak | Sukun | Melinjo | Petai | Jengkol |
|--------------------------|-------------|--------------|--------------|-------------|-------------|
| (1) | (18) | (19) | (20) | (21) | (22) |
| 1 Serbajadi | 0.0 | 0.0 | 23.6 | 28.0 | 0.0 |
| 2 Simpang Jernih | 0.0 | 1.1 | 0.0 | 1.0 | 7.6 |
| 3 Peunaron | 0.0 | 2.1 | 1.4 | 0.6 | 1.7 |
| 4 Birem Bayeun | 1.6 | 9.1 | 3.6 | 13.5 | 10.1 |
| 5 Rantau Selamat | 0.0 | 7.0 | 2.5 | 0.0 | 0.0 |
| 6 Sungai Raya | 0.7 | 1.0 | 0.9 | 0.0 | 7.8 |
| 7 Peureulak | 3.0 | 5.1 | 2.4 | 0.0 | 4.0 |
| 8 Peureulak Timur | 0.0 | 0.3 | 0.0 | 0.0 | 0.0 |
| 9 Peureulak Barat | 1.1 | 1.4 | 0.6 | 0.0 | 0.0 |
| 10 Ranto Peureulak | 3.7 | 1.7 | 2.7 | 0.0 | 0.0 |
| 11 Idi Rayeuk | 7.3 | 21.0 | 3.5 | 1.0 | 2.0 |
| 12 Peudawa | 0.0 | 0.0 | 1.2 | 0.0 | 0.0 |
| 13 Banda Alam | 0.0 | 0.0 | 0.0 | 0.0 | 0.0 |
| 14 Idi Tunong | 0.0 | 2.6 | 4.8 | 0.0 | 0.0 |
| 15 Darul Ihsan | 0.0 | 0.0 | 1.6 | 0.0 | 0.0 |
| 16 Idi Timur | 0.0 | 2.0 | 1.2 | 0.0 | 0.0 |
| 17 Darul Aman | 0.0 | 0.0 | 3.9 | 0.0 | 0.0 |
| 18 Nurussalam | 0.0 | 7.4 | 0.0 | 0.0 | 0.0 |
| 19 Darul Falah | 0.6 | 4.4 | 5.2 | 0.0 | 11.0 |
| 20 Julok | 0.0 | 0.0 | 0.0 | 0.0 | 0.0 |
| 21 Indra Makmur | 0.0 | 0.0 | 0.0 | 0.0 | 0.0 |
| 22 Pante Bidari | 0.0 | 0.0 | 0.0 | 0.0 | 0.0 |
| 23 Simpang Ulim | 0.0 | 0.0 | 0.0 | 0.0 | 0.0 |
| 24 Madat | 0.0 | 0.0 | 0.0 | 0.0 | 0.0 |
| 2017 | 18.0 | 66.2 | 59.1 | 44.1 | 44.2 |
| 2016 | 20.6 | 61.6 | 118.4 | 61.8 | 47.9 |
| 2015 | 17.6 | 121.8 | 93.7 | 53.3 | 35.4 |

Sumber: Dinas Pertanian Tanaman Pangan dan Hortikultura Kabupaten Aceh Timur
Source: Agriculture and Horticulture Service of Aceh Timur Regency

Perkembangan Jumlah Tanaman Langsung (Dalam Batang) Menurut Kecamatan, 2017

Tabel 5.2.14 *The Development Plantation of Langsung by Sub District, 2017*

| Kecamatan Subdistrict | Tanaman Tahun Lalu (Batang) | Penanaman Baru (Batang) | Ditebang/ dibongkar (Batang) | Tanaman Tahun Ini (Batang) |
|----------------------------------|--|--|---|---|
| (1) | (2) | (3) | (4) | (5) |
| 1 Serbajadi | 0 | 0 | 0 | 0 |
| 2 Simpang Jernih | 225 | 50 | 22 | 253 |
| 3 Peunaron | 230 | 0 | 0 | 230 |
| 4 Birem Bayeun | 686 | 32 | 75 | 643 |
| 5 Rantau Selamat | 195 | 0 | 195 | 0 |
| 6 Sungai Raya | 35 | 0 | 0 | 35 |
| 7 Peureulak | 900 | 0 | 0 | 900 |
| 8 Peureulak Timur | 190 | 0 | 0 | 190 |
| 9 Peureulak Barat | 30 | 0 | 0 | 30 |
| 10 Ranto Peureulak | 2 994 | 0 | 0 | 2 994 |
| 11 Idi Rayeuk | 2 980 | 0 | 200 | 2 780 |
| 12 Peudawa | 216 | 0 | 0 | 216 |
| 13 Banda Alam | 530 | 0 | 0 | 530 |
| 14 Idi Tunong | 2 140 | 0 | 0 | 2 140 |
| 15 Darul Ihsan | 200 | 500 | 0 | 700 |
| 16 Idi Timur | 2 790 | 0 | 15 | 2 775 |
| 17 Darul Aman | 171 | 0 | 0 | 171 |
| 18 Nurussalam | 209 | 0 | 0 | 209 |
| 19 Darul Falah | 1 166 | 0 | 500 | 666 |
| 20 Julok | 104 | 0 | 0 | 104 |
| 21 Indra Makmur | 215 | 0 | 0 | 215 |
| 22 Pante Bidari | 994 | 0 | 0 | 994 |
| 23 Simpang Ulim | 150 | 0 | 0 | 150 |
| 24 Madat | 444 | 0 | 0 | 444 |
| 2017 | 17 794 | 582 | 1 007 | 17 369 |
| 2016 | 18 240 | 60 | 506 | 17 794 |
| 2015 | 18 250 | 0 | 10 | 18 240 |

Tabel 5.2.14 **Lanjutan**
Table 5.2.14 **Continued**

| Kecamatan Subdistrict | Tanaman Belum Menghasilk an (Batang) | Tanaman Produktif (Batang) | Tanaman Produktif Menghasilkan (Batang) | Tanaman Tidak Menghasilkan (Batang) | Produksi (Ton) |
|--------------------------|--|----------------------------------|--|---|-------------------|
| (1) | (6) | (7) | (8) | (9) | (10) |
| 1 Serbajadi | 0 | 0 | 0 | 0 | 0.00 |
| 2 Simpang Jernih | 50 | 268 | 0 | 268 | 0.00 |
| 3 Peunaron | 0 | 230 | 50 | 180 | 2.50 |
| 4 Birem Bayeun | 0 | 643 | 321 | 322 | 24.10 |
| 5 Rantau Selamat | 0 | 195 | 195 | 0 | 7.80 |
| 6 Sungai Raya | 0 | 35 | 35 | 0 | 3.00 |
| 7 Peureulak | 0 | 900 | 0 | 900 | 0.00 |
| 8 Peureulak Timur | 0 | 190 | 20 | 170 | 1.00 |
| 9 Peureulak Barat | 0 | 30 | 30 | 0 | 1.20 |
| 10 Ranto Peureulak | 0 | 2 994 | 1 000 | 1 994 | 40.00 |
| 11 Idi Rayeuk | 0 | 2 780 | 0 | 2 780 | 0.00 |
| 12 Peudawa | 0 | 216 | 0 | 216 | 0.00 |
| 13 Banda Alam | 0 | 530 | 0 | 530 | 0.00 |
| 14 Idi Tunong | 0 | 2 140 | 0 | 2 140 | 0.00 |
| 15 Darul Ihsan | 500 | 700 | 0 | 700 | 0.00 |
| 16 Idi Timur | 0 | 2 790 | 0 | 2 790 | 0.00 |
| 17 Darul Aman | 0 | 171 | 0 | 171 | 0.00 |
| 18 Nurussalam | 0 | 209 | 0 | 209 | 0.00 |
| 19 Darul Falah | 0 | 1 166 | 0 | 1 166 | 0.00 |
| 20 Julok | 0 | 104 | 0 | 104 | 0.00 |
| 21 Indra Makmur | 0 | 215 | 0 | 215 | 0.00 |
| 22 Pante Bidari | 0 | 994 | 250 | 744 | 20.00 |
| 23 Simpang Ulim | 0 | 150 | 100 | 50 | 6.00 |
| 24 Madat | 0 | 444 | 0 | 444 | 0.00 |
| 2017 | 550 | 18 094 | 2 001 | 16 093 | 105.60 |
| 2016 | 60 | 17 953 | 9 931 | 8 022 | 650.00 |
| 2015 | 520 | 17 730 | 12 962 | 4 768 | 972.15 |

Sumber: Dinas Pertanian Tanaman Pangan dan Hortikultura Kabupaten Aceh Timur
Source: Agriculture and Horticulture Service of Aceh Timur Regency

Perkembangan Jumlah Tanaman Durian (Dalam Batang) Menurut Kecamatan, 2017
The Development Plantation of Durian by Sub District, 2017

Tabel 5.2.15
Table

| Kecamatan Subdistrict | Tanaman Tahun Lalu (Batang) | Penanaman Baru (Batang) | Ditebang/ dibongkar (Batang) | Tanaman Tahun Ini (Batang) |
|--------------------------|-----------------------------------|----------------------------|------------------------------------|----------------------------------|
| (1) | (2) | (3) | (4) | (5) |
| 1 Serbajadi | 23 850 | 0 | 0 | 23 850 |
| 2 Simpang Jernih | 145 | 100 | 45 | 200 |
| 3 Peunaron | 5 848 | 0 | 0 | 5 848 |
| 4 Birem Bayeun | 3 313 | 15 | 253 | 3 075 |
| 5 Rantau Selamat | 398 | 0 | 133 | 265 |
| 6 Sungai Raya | 220 | 0 | 0 | 220 |
| 7 Peureulak | 1 900 | 0 | 0 | 1 900 |
| 8 Peureulak Timur | 170 | 0 | 0 | 170 |
| 9 Peureulak Barat | 65 | 0 | 0 | 65 |
| 10 Ranto Peureulak | 3 375 | 0 | 0 | 3 375 |
| 11 Idi Rayeuk | 3 890 | 0 | 150 | 3 740 |
| 12 Peudawa | 404 | 0 | 3 | 401 |
| 13 Banda Alam | 947 | 0 | 0 | 947 |
| 14 Idi Tunong | 2 350 | 0 | 0 | 2 350 |
| 15 Darul Ihsan | 270 | 500 | 0 | 770 |
| 16 Idi Timur | 950 | 0 | 0 | 950 |
| 17 Darul Aman | 388 | 0 | 0 | 388 |
| 18 Nurussalam | 341 | 0 | 0 | 341 |
| 19 Darul Falah | 1 066 | 0 | 0 | 1 066 |
| 20 Julok | 610 | 0 | 0 | 610 |
| 21 Indra Makmur | 498 | 0 | 0 | 498 |
| 22 Pante Bidari | 1 232 | 0 | 1 | 1 231 |
| 23 Simpang Ulim | 623 | 0 | 0 | 623 |
| 24 Madat | 1 220 | 0 | 0 | 1 220 |
| 2017 | 54 073 | 615 | 585 | 54 103 |
| 2016 | 54 391 | 80 | 398 | 54 073 |
| 2015 | 54 381 | 24 | 14 | 54 391 |

Tabel 5.2.15 **Lanjutan**
Table 5.2.15 **Continued**

| Kecamatan Subdistrict | Tanaman Belum Menghasilkan (Batang) | Tanaman Produktif (Batang) | Tanaman Produktif Menghasilkan (Batang) | Tanaman Tidak Menghasilkan (Batang) | Produksi (Ton) |
|----------------------------------|--|---|--|--|---------------------------|
| (1) | (6) | (7) | (8) | (9) | (10) |
| 1 Serbajadi | 0 | 23 850 | 0 | 23 850 | 0.00 |
| 2 Simpang Jernih | 100 | 200 | 0 | 200 | 0.00 |
| 3 Peunaron | 0 | 5 848 | 0 | 5 848 | 0.00 |
| 4 Birem Bayeun | 0 | 3 075 | 0 | 3 075 | 0.00 |
| 5 Rantau Selamat | 0 | 398 | 0 | 398 | 0.00 |
| 6 Sungai Raya | 0 | 220 | 0 | 220 | 0.00 |
| 7 Peureulak | 0 | 1 900 | 0 | 1 900 | 0.00 |
| 8 Peureulak Timur | 0 | 170 | 20 | 150 | 1.00 |
| 9 Peureulak Barat | 0 | 65 | 0 | 65 | 0.00 |
| 10 Ranto Peureulak | 0 | 3 375 | 0 | 3 375 | 0.00 |
| 11 Idi Rayeuk | 0 | 3 740 | 0 | 3 740 | 0.00 |
| 12 Peudawa | 0 | 404 | 0 | 404 | 0.00 |
| 13 Banda Alam | 0 | 947 | 0 | 947 | 0.00 |
| 14 Idi Tunong | 0 | 2 350 | 0 | 2 350 | 0.00 |
| 15 Darul Ihsan | 500 | 770 | 0 | 770 | 0.00 |
| 16 Idi Timur | 0 | 950 | 0 | 950 | 0.00 |
| 17 Darul Aman | 0 | 388 | 0 | 388 | 0.00 |
| 18 Nurussalam | 0 | 341 | 0 | 341 | 0.00 |
| 19 Darul Falah | 0 | 1 066 | 0 | 1 066 | 0.00 |
| 20 Julok | 0 | 610 | 0 | 610 | 0.00 |
| 21 Indra Makmur | 0 | 498 | 0 | 498 | 0.00 |
| 22 Pante Bidari | 0 | 1 231 | 0 | 1 231 | 0.00 |
| 23 Simpang Ulim | 0 | 623 | 0 | 623 | 0.00 |
| 24 Madat | 0 | 1 220 | 0 | 1 220 | 0.00 |
| 2017 | 600 | 54 239 | 20 | 54 219 | 1.00 |
| 2016 | 80 | 54 391 | 31 935 | 22 456 | 2 760.40 |
| 2015 | 612 | 53 779 | 36 094 | 17 685 | 3 970.34 |

Sumber: Dinas Pertanian Tanaman Pangan dan Hortikultura Kabupaten Aceh Timur
Source: Agriculture and Horticulture Service of Aceh Timur Regency

Tabel 5.2.16 Perkembangan Jumlah Tanaman Jeruk (Dalam Batang) Menurut Kecamatan, 2017
Table *The Development Plantation of Orange by Sub District, 2017*

| Kecamatan Subdistrict | Tanaman Tahun Lalu (Batang) | Penanaman Baru (Batang) | Ditebang/ dibongkar (Batang) | Tanaman Tahun Ini (Batang) |
|--------------------------|-----------------------------------|----------------------------|------------------------------------|----------------------------------|
| (1) | (2) | (3) | (4) | (5) |
| 1 Serbajadi | 0 | 0 | 0 | 0 |
| 2 Simpang Jernih | 0 | 0 | 0 | 0 |
| 3 Peunaron | 238 | 0 | 108 | 130 |
| 4 Birem Bayeun | 160 | 0 | 17 | 143 |
| 5 Rantau Selamat | 0 | 0 | 0 | 0 |
| 6 Sungai Raya | 8 | 0 | 0 | 8 |
| 7 Peureulak | 185 | 0 | 0 | 185 |
| 8 Peureulak Timur | 0 | 0 | 0 | 0 |
| 9 Peureulak Barat | 20 | 0 | 0 | 20 |
| 10 Ranto Peureulak | 0 | 0 | 0 | 0 |
| 11 Idi Rayeuk | 0 | 0 | 0 | 0 |
| 12 Peudawa | 23 | 0 | 0 | 23 |
| 13 Banda Alam | 281 | 0 | 0 | 281 |
| 14 Idi Tunong | 210 | 0 | 0 | 210 |
| 15 Darul Ihsan | 0 | 0 | 0 | 0 |
| 16 Idi Timur | 0 | 0 | 0 | 0 |
| 17 Darul Aman | 0 | 0 | 0 | 0 |
| 18 Nurussalam | 0 | 0 | 0 | 0 |
| 19 Darul Falah | 50 | 0 | 0 | 50 |
| 20 Julok | 0 | 0 | 0 | 0 |
| 21 Indra Makmur | 0 | 0 | 0 | 0 |
| 22 Pante Bidari | 860 | 0 | 0 | 860 |
| 23 Simpang Ulim | 1 839 | 0 | 0 | 1 839 |
| 24 Madat | 1 900 | 0 | 0 | 1 900 |
| 2017 | 5 774 | 0 | 125 | 5 649 |
| 2016 | 5 744 | 30 | 0 | 5 774 |
| 2015 | 5 544 | 200 | 0 | 5 744 |

Tabel 5.2.16 **Lanjutan**
Table 5.2.16 **Continued**

| Kecamatan Subdistrict | Tanaman Belum Menghasilkan (Batang) | Tanaman Produktif (Batang) | Tanaman Produktif Menghasilkan (Batang) | Tanaman Tidak Menghasilkan (Batang) | Produksi (Ton) |
|--------------------------|--|----------------------------------|--|---|-------------------|
| (1) | (6) | (7) | (8) | (9) | (10) |
| 1 Serbajadi | 0 | 0 | 0 | 0 | 0.00 |
| 2 Simpang Jernih | 0 | 0 | 0 | 0 | 0.00 |
| 3 Peunaron | 0 | 238 | 238 | 0 | 15.00 |
| 4 Birem Bayeun | 0 | 150 | 150 | 0 | 20.00 |
| 5 Rantau Selamat | 0 | 0 | 0 | 0 | 0.00 |
| 6 Sungai Raya | 0 | 8 | 8 | 0 | 0.60 |
| 7 Peureulak | 0 | 185 | 185 | 0 | 17.40 |
| 8 Peureulak Timur | 0 | 0 | 0 | 0 | 0.00 |
| 9 Peureulak Barat | 0 | 20 | 20 | 0 | 1.80 |
| 10 Ranto Peureulak | 0 | 0 | 0 | 0 | 0.00 |
| 11 Idi Rayeuk | 0 | 0 | 0 | 0 | 0.00 |
| 12 Peudawa | 0 | 23 | 23 | 0 | 1.90 |
| 13 Banda Alam | 0 | 281 | 281 | 0 | 17.20 |
| 14 Idi Tunong | 0 | 210 | 210 | 0 | 8.50 |
| 15 Darul Ihsan | 0 | 0 | 0 | 0 | 0.00 |
| 16 Idi Timur | 0 | 0 | 0 | 0 | 0.00 |
| 17 Darul Aman | 0 | 0 | 0 | 0 | 0.00 |
| 18 Nurussalam | 0 | 0 | 0 | 0 | 0.00 |
| 19 Darul Falah | 0 | 50 | 50 | 0 | 5.00 |
| 20 Julok | 0 | 0 | 0 | 0 | 0.00 |
| 21 Indra Makmur | 0 | 0 | 0 | 0 | 0.00 |
| 22 Pante Bidari | 0 | 860 | 860 | 0 | 66.60 |
| 23 Simpang Ulim | 0 | 1 839 | 1 839 | 0 | 104.20 |
| 24 Madat | 0 | 1 900 | 1 900 | 0 | 132.00 |
| 2017 | 0 | 5 764 | 5 764 | 0 | 390.20 |
| 2016 | 30 | 5 764 | 5 423 | 341 | 597.20 |
| 2015 | 200 | 5 744 | 5 736 | 8 | 1 114.15 |

Sumber: Dinas Pertanian Tanaman Pangan dan Hortikultura Kabupaten Aceh Timur
Source: Agriculture and Horticulture Service of Aceh Timur Regency

Perkembangan Jumlah Tanaman Mangga (Dalam Batang) Menurut Kecamatan, 2017

Tabel 5.2.17 *The Development Plantation of Mango by Sub District, 2017*

| Kecamatan Subdistrict | Tanaman Tahun Lalu (Batang) | Penanaman Baru (Batang) | Ditebang/ dibongkar (Batang) | Tanaman Tahun Ini (Batang) |
|----------------------------------|--|--|---|---|
| (1) | (2) | (3) | (4) | (5) |
| 1 Serbajadi | 50 | 0 | 28 | 22 |
| 2 Simpang Jernih | 134 | 70 | 0 | 204 |
| 3 Peunaron | 392 | 0 | 0 | 392 |
| 4 Birem Bayeun | 816 | 25 | 114 | 727 |
| 5 Rantau Selamat | 754 | 0 | 0 | 754 |
| 6 Sungai Raya | 697 | 0 | 0 | 697 |
| 7 Peureulak | 1 070 | 0 | 0 | 1 070 |
| 8 Peureulak Timur | 710 | 0 | 0 | 710 |
| 9 Peureulak Barat | 85 | 0 | 0 | 85 |
| 10 Ranto Peureulak | 3 400 | 0 | 0 | 3 400 |
| 11 Idi Rayeuk | 997 | 0 | 0 | 997 |
| 12 Peudawa | 1 061 | 850 | 0 | 1 911 |
| 13 Banda Alam | 1 213 | 0 | 0 | 1 213 |
| 14 Idi Tunong | 920 | 0 | 0 | 920 |
| 15 Darul Ihsan | 280 | 500 | 0 | 780 |
| 16 Idi Timur | 800 | 0 | 0 | 800 |
| 17 Darul Aman | 405 | 0 | 0 | 405 |
| 18 Nurussalam | 622 | 0 | 0 | 622 |
| 19 Darul Falah | 1 116 | 0 | 0 | 1 116 |
| 20 Julok | 345 | 0 | 0 | 345 |
| 21 Indra Makmur | 697 | 0 | 0 | 697 |
| 22 Pante Bidari | 800 | 0 | 0 | 800 |
| 23 Simpang Ulim | 1 368 | 0 | 0 | 1 368 |
| 24 Madat | 1 002 | 0 | 0 | 1 002 |
| 2017 | 19 734 | 1 445 | 142 | 21 037 |
| 2016 | 19 148 | 772 | 186 | 19 734 |
| 2015 | 18 840 | 331 | 23 | 19 148 |

Tabel 5.2.17 **Lanjutan**
Table 5.2.17 **Continued**

| Kecamatan Subdistrict | Tanaman Belum Menghasilkan (Batang) | Tanaman Produktif (Batang) | Tanaman Produktif Menghasilkan (Batang) | Tanaman Tidak Menghasilkan (Batang) | Produksi (Ton) |
|----------------------------------|--|---|--|--|---------------------------|
| (1) | (6) | (7) | (8) | (9) | (10) |
| 1 Serbajadi | 0 | 30 | 0 | 30 | 0.00 |
| 2 Simpang Jernih | 70 | 204 | 0 | 204 | 0.00 |
| 3 Peunaron | 0 | 392 | 0 | 392 | 0.00 |
| 4 Birem Bayeun | 0 | 727 | 308 | 419 | 32.30 |
| 5 Rantau Selamat | 0 | 754 | 754 | 0 | 53.30 |
| 6 Sungai Raya | 0 | 697 | 0 | 697 | 0.00 |
| 7 Peureulak | 0 | 1 070 | 0 | 1 070 | 0.00 |
| 8 Peureulak Timur | 0 | 710 | 330 | 380 | 13.20 |
| 9 Peureulak Barat | 0 | 85 | 0 | 85 | 0.00 |
| 10 Ranto Peureulak | 0 | 3 400 | 0 | 3 400 | 0.00 |
| 11 Idi Rayeuk | 0 | 997 | 0 | 997 | 0.00 |
| 12 Peudawa | 341 | 1 561 | 1 220 | 341 | 55.40 |
| 13 Banda Alam | 0 | 1 213 | 0 | 1 213 | 0.00 |
| 14 Idi Tunong | 0 | 920 | 0 | 920 | 0.00 |
| 15 Darul Ihsan | 500 | 780 | 200 | 580 | 8.00 |
| 16 Idi Timur | 0 | 800 | 800 | 0 | 46.40 |
| 17 Darul Aman | 0 | 405 | 0 | 405 | 0.00 |
| 18 Nurussalam | 0 | 622 | 300 | 322 | 31.50 |
| 19 Darul Falah | 0 | 1 116 | 0 | 1 116 | 0.00 |
| 20 Julok | 0 | 345 | 0 | 345 | 0.00 |
| 21 Indra Makmur | 0 | 697 | 0 | 697 | 0.00 |
| 22 Pante Bidari | 0 | 800 | 0 | 800 | 0.00 |
| 23 Simpang Ulim | 0 | 1 368 | 200 | 1 168 | 7.00 |
| 24 Madat | 0 | 1 002 | 300 | 702 | 15.00 |
| 2017 | 911 | 20 695 | 4 412 | 16 283 | 262.10 |
| 2016 | 560 | 19 819 | 14 688 | 5 131 | 1 076.30 |
| 2015 | 1 063 | 19 148 | 15 894 | 2 216 | 1 747.07 |

Sumber: Dinas Pertanian Tanaman Pangan dan Hortikultura Kabupaten Aceh Timur
Source: Agriculture and Horticulture Service of Aceh Timur Regency

Tabel 5.2.18 **Perkembangan Jumlah Tanaman Nenas (Dalam Batang) Menurut Kecamatan, 2017**
Table *The Development Plantation of Pineapple by Sub District, 2017*

| Kecamatan Subdistrict | Tanaman Tahun Lalu (Batang) | Penanaman Baru (Batang) | Ditebang/ dibongkar (Batang) | Tanaman Tahun Ini (Batang) |
|--------------------------|-----------------------------------|----------------------------|------------------------------------|----------------------------------|
| (1) | (2) | (3) | (4) | (5) |
| 1 Serbajadi | 208 | 0 | 158 | 50 |
| 2 Simpang Jernih | 0 | 0 | 0 | 0 |
| 3 Peunaron | 0 | 0 | 0 | 0 |
| 4 Birem Bayeun | 480 | 255 | 399 | 336 |
| 5 Rantau Selamat | 0 | 0 | 0 | 0 |
| 6 Sungai Raya | 0 | 0 | 0 | 0 |
| 7 Peureulak | 0 | 0 | 0 | 0 |
| 8 Peureulak Timur | 60 | 200 | 130 | 130 |
| 9 Peureulak Barat | 0 | 0 | 0 | 0 |
| 10 Ranto Peureulak | 0 | 0 | 0 | 0 |
| 11 Idi Rayeuk | 0 | 0 | 0 | 0 |
| 12 Peudawa | 0 | 0 | 0 | 0 |
| 13 Banda Alam | 0 | 0 | 0 | 0 |
| 14 Idi Tunong | 0 | 0 | 0 | 0 |
| 15 Darul Ihsan | 0 | 0 | 0 | 0 |
| 16 Idi Timur | 0 | 0 | 0 | 0 |
| 17 Darul Aman | 0 | 0 | 0 | 0 |
| 18 Nurussalam | 350 | 0 | 200 | 150 |
| 19 Darul Falah | 200 | 0 | 100 | 100 |
| 20 Julok | 0 | 0 | 0 | 0 |
| 21 Indra Makmur | 0 | 0 | 0 | 0 |
| 22 Pante Bidari | 800 | 0 | 0 | 800 |
| 23 Simpang Ulim | 0 | 0 | 0 | 0 |
| 24 Madat | 110 | 0 | 0 | 110 |
| 2017 | 2 208 | 455 | 987 | 1 676 |
| 2016 | 3 433 | 740 | 1 965 | 2 208 |
| 2015 | 5 375 | 80 | 2 022 | 3 433 |

Tabel 5.2.18 **Lanjutan**
Table 5.2.18 **Continued**

| Kecamatan Subdistrict | Tanaman Belum Menghasilkan (Batang) | Tanaman Produktif (Batang) | Tanaman Produktif Menghasilkan (Batang) | Tanaman Tidak Menghasilkan (Batang) | Produksi (Ton) |
|----------------------------------|--|---|--|--|---------------------------|
| (1) | (6) | (7) | (8) | (9) | (10) |
| 1 Serbajadi | 0 | 208 | 175 | 33 | 0.40 |
| 2 Simpang Jernih | 0 | 0 | 0 | 0 | 0.00 |
| 3 Peunaron | 0 | 0 | 0 | 0 | 0.00 |
| 4 Birem Bayeun | 0 | 480 | 320 | 160 | 0.80 |
| 5 Rantau Selamat | 0 | 0 | 0 | 0 | 0.00 |
| 6 Sungai Raya | 0 | 0 | 0 | 0 | 0.00 |
| 7 Peureulak | 0 | 0 | 0 | 0 | 0.00 |
| 8 Peureulak Timur | 20 | 60 | 40 | 20 | 0.10 |
| 9 Peureulak Barat | 0 | 0 | 0 | 0 | 0.00 |
| 10 Ranto Peureulak | 0 | 0 | 0 | 0 | 0.00 |
| 11 Idi Rayeuk | 0 | 0 | 0 | 0 | 0.00 |
| 12 Peudawa | 0 | 0 | 0 | 0 | 0.00 |
| 13 Banda Alam | 0 | 0 | 0 | 0 | 0.00 |
| 14 Idi Tunong | 0 | 0 | 0 | 0 | 0.00 |
| 15 Darul Ihsan | 0 | 0 | 0 | 0 | 0.00 |
| 16 Idi Timur | 0 | 0 | 0 | 0 | 0.00 |
| 17 Darul Aman | 0 | 0 | 0 | 0 | 0.00 |
| 18 Nurussalam | 0 | 350 | 320 | 30 | 0.60 |
| 19 Darul Falah | 0 | 200 | 170 | 30 | 0.30 |
| 20 Julok | 0 | 0 | 0 | 0 | 0.00 |
| 21 Indra Makmur | 0 | 0 | 0 | 0 | 0.00 |
| 22 Pante Bidari | 0 | 800 | 800 | 0 | 1.60 |
| 23 Simpang Ulim | 0 | 0 | 0 | 0 | 0.00 |
| 24 Madat | 0 | 110 | 110 | 0 | 0.30 |
| 2017 | 20 | 2 208 | 1 935 | 273 | 4.10 |
| 2016 | 0 | 3 058 | 2 533 | 998 | 4.70 |
| 2015 | 0 | 5 375 | 3 951 | 730 | 9.69 |

Sumber: Dinas Pertanian Tanaman Pangan dan Hortikultura Kabupaten Aceh Timur

Source: Agriculture and Horticulture Service of Aceh Timur Regency

Perkembangan Jumlah Tanaman Pepaya (Dalam Batang) Menurut Kecamatan, 2017

Tabel 5.2.19 *The Development Plantation of Papaya by Sub District, 2017*

| Kecamatan Subdistrict | Tanaman Tahun Lalu (Batang) | Penanaman Baru (Batang) | Ditebang/ dibongkar (Batang) | Tanaman Tahun Ini (Batang) |
|----------------------------------|--|------------------------------------|---|---|
| (1) | (2) | (3) | (4) | (5) |
| 1 Serbajadi | 0 | 0 | 0 | 0 |
| 2 Simpang Jernih | 137 | 0 | 0 | 137 |
| 3 Peunaron | 196 | 20 | 0 | 216 |
| 4 Birem Bayeun | 359 | 25 | 17 | 367 |
| 5 Rantau Selamat | 0 | 0 | 0 | 0 |
| 6 Sungai Raya | 0 | 0 | 0 | 0 |
| 7 Peureulak | 0 | 0 | 0 | 0 |
| 8 Peureulak Timur | 50 | 100 | 50 | 100 |
| 9 Peureulak Barat | 0 | 0 | 0 | 0 |
| 10 Ranto Peureulak | 0 | 0 | 0 | 0 |
| 11 Idi Rayeuk | 462 | 0 | 0 | 462 |
| 12 Peudawa | 200 | 0 | 0 | 200 |
| 13 Banda Alam | 314 | 0 | 50 | 264 |
| 14 Idi Tunong | 1 740 | 0 | 0 | 1 740 |
| 15 Darul Ihsan | 0 | 450 | 0 | 450 |
| 16 Idi Timur | 225 | 250 | 15 | 460 |
| 17 Darul Aman | 210 | 0 | 40 | 170 |
| 18 Nurussalam | 0 | 0 | 0 | 0 |
| 19 Darul Falah | 600 | 0 | 100 | 500 |
| 20 Julok | 159 | 0 | 159 | 0 |
| 21 Indra Makmur | 535 | 0 | 100 | 435 |
| 22 Pante Bidari | 700 | 0 | 0 | 700 |
| 23 Simpang Ulim | 175 | 0 | 25 | 150 |
| 24 Madat | 0 | 0 | 0 | 0 |
| 2017 | 6 062 | 845 | 556 | 6 351 |
| 2016 | 8 936 | 529 | 3 403 | 6 062 |
| 2015 | 12 332 | 275 | 3 671 | 8 936 |

Tabel 5.1.19 **Lanjutan**
Table 5.1.19 **Continued**

| Kecamatan Subdistrict | Tanaman Belum Menghasilkan (Batang) | Tanaman Produktif (Batang) | Tanaman Produktif Menghasilkan (Batang) | Tanaman Tidak Menghasilkan (Batang) | Produksi (Ton) |
|--------------------------|--|----------------------------------|--|---|-------------------|
| (1) | (6) | (7) | (8) | (9) | (10) |
| 1 Serbajadi | 0 | 0 | 0 | 0 | 0.00 |
| 2 Simpang Jernih | 0 | 137 | 137 | 0 | 4.70 |
| 3 Peunaron | 20 | 196 | 196 | 0 | 8.30 |
| 4 Birem Bayeun | 0 | 367 | 367 | 0 | 18.30 |
| 5 Rantau Selamat | 0 | 0 | 0 | 0 | 0.00 |
| 6 Sungai Raya | 0 | 0 | 0 | 0 | 0.00 |
| 7 Peureulak | 0 | 0 | 0 | 0 | 0.00 |
| 8 Peureulak Timur | 20 | 90 | 70 | 20 | 1.50 |
| 9 Peureulak Barat | 0 | 0 | 0 | 0 | 0.00 |
| 10 Ranto Peureulak | 0 | 0 | 0 | 0 | 0.00 |
| 11 Idi Rayeuk | 0 | 462 | 462 | 0 | 16.90 |
| 12 Peudawa | 0 | 200 | 200 | 0 | 12.10 |
| 13 Banda Alam | 0 | 314 | 314 | 0 | 16.60 |
| 14 Idi Tunong | 0 | 1 740 | 1 740 | 0 | 69.50 |
| 15 Darul Ihsan | 450 | 450 | 0 | 450 | 0.00 |
| 16 Idi Timur | 0 | 460 | 460 | 0 | 19.10 |
| 17 Darul Aman | 0 | 210 | 210 | 0 | 8.50 |
| 18 Nurussalam | 0 | 0 | 0 | 0 | 0.00 |
| 19 Darul Falah | 0 | 600 | 600 | 0 | 26.00 |
| 20 Julok | 0 | 159 | 159 | 0 | 4.50 |
| 21 Indra Makmur | 0 | 535 | 535 | 0 | 19.40 |
| 22 Pante Bidari | 0 | 700 | 700 | 0 | 36.00 |
| 23 Simpang Ulim | 0 | 175 | 175 | 0 | 7.20 |
| 24 Madat | | | | | |
| 2017 | 490 | 6 795 | 6 325 | 470 | 268.60 |
| 2016 | 0 | 8 900 | 7 780 | 1 120 | 341.70 |
| 2015 | 0 | 12 332 | 11 395 | 732 | 589.34 |

Sumber: Dinas Pertanian Tanaman Pangan dan Hortikultura Kabupaten Aceh Timur

Source: Agriculture and Horticulture Service of Aceh Timur Regency

Tabel 5.2.20 **Perkembangan Jumlah Tanaman Pisang (Dalam Batang) Menurut Kecamatan, 2017**
Table *The Development Plantation of Banana by Sub District, 2017*

| Kecamatan Subdistrict | Tanaman Tahun Lalu (Batang) | Penanaman Baru (Batang) | Ditebang/ dibongkar (Batang) | Tanaman Tahun Ini (Batang) |
|--------------------------|-----------------------------------|----------------------------|------------------------------------|----------------------------------|
| (1) | (2) | (3) | (4) | (5) |
| 1 Serbajadi | 1 157 | 6 515 | 0 | 7 672 |
| 2 Simpang Jernih | 1 017 | 120 | 137 | 1 000 |
| 3 Peunaron | 2 602 | 85 000 | 0 | 87 602 |
| 4 Birem Bayeun | 2 047 | 112 | 532 | 1 627 |
| 5 Rantau Selamat | 1 990 | 0 | 625 | 1 365 |
| 6 Sungai Raya | 2 033 | 0 | 0 | 2 033 |
| 7 Peureulak | 1 650 | 0 | 0 | 1 650 |
| 8 Peureulak Timur | 550 | 1 600 | 450 | 1 700 |
| 9 Peureulak Barat | 546 | 0 | 0 | 546 |
| 10 Ranto Peureulak | 3 640 | 0 | 0 | 3 640 |
| 11 Idi Rayeuk | 1 134 | 0 | 0 | 1 134 |
| 12 Peudawa | 3 630 | 1 800 | 2 000 | 3 430 |
| 13 Banda Alam | 1 018 | 0 | 0 | 1 018 |
| 14 Idi Tunong | 2 450 | 0 | 0 | 2 450 |
| 15 Darul Ihsan | 17 500 | 1 000 | 1 500 | 17 000 |
| 16 Idi Timur | 5 380 | 0 | 75 | 5 305 |
| 17 Darul Aman | 58 300 | 0 | 0 | 58 300 |
| 18 Nurussalam | 4 092 | 700 | 0 | 4 792 |
| 19 Darul Falah | 710 | 100 | 0 | 810 |
| 20 Julok | 2 065 | 0 | 0 | 2 065 |
| 21 Indra Makmur | 2 090 | 0 | 0 | 2 090 |
| 22 Pante Bidari | 74 050 | 0 | 0 | 74 050 |
| 23 Simpang Ulim | 1 625 | 0 | 0 | 1 625 |
| 24 Madat | 2 600 | 0 | 0 | 2 600 |
| 2017 | 193 876 | 96 947 | 5 319 | 285 504 |
| 2016 | 206 411 | 5 990 | 18 525 | 193 876 |
| 2015 | 201 122 | 14 139 | 8 850 | 206 411 |

Tabel 5.2.20 **Lanjutan**
Table 5.2.20 **Continued**

| Kecamatan Subdistrict | Tanaman Belum Menghasilkan (Batang) | Tanaman Produktif (Batang) | Tanaman Produktif Menghasilkan (Batang) | Tanaman Tidak Menghasilkan (Batang) | Produksi (Ton) |
|--------------------------|--|----------------------------------|--|---|-------------------|
| (1) | (6) | (7) | (8) | (9) | (10) |
| 1 Serbajadi | 2 708 | 5 472 | 2 764 | 2 708 | 105.00 |
| 2 Simpang Jernih | 0 | 1 087 | 1 087 | 0 | 54.50 |
| 3 Peunaron | 0 | 87 602 | 3 502 | 84 100 | 107.00 |
| 4 Birem Bayeun | 0 | 2 047 | 2 047 | 0 | 96.70 |
| 5 Rantau Selamat | 0 | 1 990 | 1 925 | 65 | 66.70 |
| 6 Sungai Raya | 0 | 2 033 | 2 033 | 0 | 105.10 |
| 7 Peureulak | 0 | 1 650 | 1 650 | 0 | 96.00 |
| 8 Peureulak Timur | 350 | 970 | 620 | 350 | 18.60 |
| 9 Peureulak Barat | 0 | 546 | 546 | 0 | 29.40 |
| 10 Ranto Peureulak | 0 | 3 640 | 3 640 | 0 | 154.20 |
| 11 Idi Rayeuk | 0 | 1 134 | 1 134 | 0 | 49.50 |
| 12 Peudawa | 0 | 4 730 | 4 730 | 0 | 158.70 |
| 13 Banda Alam | 0 | 1 018 | 1 018 | 0 | 42.00 |
| 14 Idi Tunong | 0 | 2 450 | 2 450 | 0 | 111.90 |
| 15 Darul Ihsan | 0 | 17 500 | 17 500 | 0 | 582.00 |
| 16 Idi Timur | 0 | 5 380 | 5 380 | 0 | 342.70 |
| 17 Darul Aman | 0 | 58 300 | 58 300 | 0 | 3 144.00 |
| 18 Nurussalam | 0 | 4 792 | 4 792 | 0 | 171.10 |
| 19 Darul Falah | 0 | 760 | 760 | 0 | 39.00 |
| 20 Julok | 0 | 2 065 | 2 065 | 0 | 108.40 |
| 21 Indra Makmur | 0 | 2 090 | 2 090 | 0 | 105.00 |
| 22 Pante Bidari | 0 | 74 050 | 74 050 | 0 | 2 911.50 |
| 23 Simpang Ulim | 0 | 1 625 | 1 625 | 0 | 90.00 |
| 24 Madat | 0 | 2 600 | 2 600 | 0 | 135.30 |
| 2017 | 3 058 | 285 531 | 198 308 | 87 223 | 8 824.30 |
| 2016 | 0 | 206 411 | 198 137 | 8 274 | 8 003.80 |
| 2015 | 150 | 201 122 | 178 848 | 22 124 | 7 921.32 |

Sumber: Dinas Pertanian Tanaman Pangan dan Hortikultura Kabupaten Aceh Timur
Source: Agriculture and Horticulture Service of Aceh Timur Regency

Perkembangan Jumlah Tanaman Rambutan (Dalam Batang)

Tabel 5.2.21 Menurut Kecamatan, 2017
Table The Development Plantation of Rambutan by Sub District, 2017

| Kecamatan Subdistrict | Tanaman Tahun Lalu (Batang) | Penanaman Baru (Batang) | Ditebang/ dibongkar (Batang) | Tanaman Tahun Ini (Batang) |
|--------------------------|-----------------------------------|-------------------------------|------------------------------------|----------------------------------|
| (1) | (2) | (3) | (4) | (5) |
| 1 Serbajadi | 2 465 | 0 | 0 | 2 465 |
| 2 Simpang Jernih | 87 | 0 | 0 | 87 |
| 3 Peunaron | 3 925 | 0 | 0 | 3 925 |
| 4 Birem Bayeun | 1 813 | 0 | 299 | 1 514 |
| 5 Rantau Selamat | 300 | 0 | 0 | 300 |
| 6 Sungai Raya | 2 560 | 0 | 0 | 2 560 |
| 7 Peureulak | 2 850 | 0 | 0 | 2 850 |
| 8 Peureulak Timur | 1 250 | 50 | 0 | 1 300 |
| 9 Peureulak Barat | 103 | 0 | 0 | 103 |
| 10 Ranto Peureulak | 998 | 0 | 0 | 998 |
| 11 Idi Rayeuk | 2 970 | 0 | 0 | 2 970 |
| 12 Peudawa | 1 751 | 530 | 40 | 2 241 |
| 13 Banda Alam | 2 507 | 0 | 0 | 2 507 |
| 14 Idi Tunong | 2 929 | 0 | 0 | 2 929 |
| 15 Darul Ihsan | 5 355 | 0 | 5 | 5 350 |
| 16 Idi Timur | 1 240 | 0 | 0 | 1 240 |
| 17 Darul Aman | 35 875 | 0 | 0 | 35 875 |
| 18 Nurussalam | 1 219 | 0 | 0 | 1 219 |
| 19 Darul Falah | 1 446 | 20 | 0 | 1 466 |
| 20 Julok | 1 280 | 0 | 0 | 1 280 |
| 21 Indra Makmur | 2 755 | 0 | 0 | 2 755 |
| 22 Pante Bidari | 1 200 | 0 | 0 | 1 200 |
| 23 Simpang Ulim | 1 690 | 0 | 0 | 1 690 |
| 24 Madat | 972 | 0 | 0 | 972 |
| 2017 | 79 540 | 600 | 344 | 79 796 |
| 2016 | 79 877 | 598 | 935 | 79 540 |
| 2015 | 79 952 | 0 | 75 | 79 877 |

Tabel 5.2.21 **Lanjutan**
Table 5.2.21 **Continued**

| Kecamatan Subdistrict | Tanaman Belum Menghasilkan (Batang) | Tanaman Produktif (Batang) | Tanaman Produktif Menghasilkan (Batang) | Tanaman Tidak Menghasilkan (Batang) | Produksi (Ton) | |
|--------------------------|--|----------------------------------|--|---|-------------------|-------|
| (1) | (6) | (7) | (8) | (9) | (10) | |
| 1 Serbajadi | | 0 | 2 465 | 0 | 2 465 | 0.00 |
| 2 Simpang Jernih | | 0 | 87 | 0 | 87 | 0.00 |
| 3 Peunaron | | 0 | 3 925 | 0 | 3 925 | 0.00 |
| 4 Birem Bayeun | | 0 | 1 514 | 300 | 1 214 | 15.00 |
| 5 Rantau Selamat | | 0 | 300 | 0 | 300 | 0.00 |
| 6 Sungai Raya | | 0 | 2 560 | 500 | 2 060 | 25.00 |
| 7 Peureulak | | 0 | 2 850 | 800 | 2 050 | 36.00 |
| 8 Peureulak Timur | | 0 | 1 250 | 250 | 1 000 | 11.20 |
| 9 Peureulak Barat | | 0 | 103 | 70 | 33 | 3.10 |
| 10 Ranto Peureulak | | 0 | 998 | 350 | 648 | 14.00 |
| 11 Idi Rayeuk | | 0 | 2 970 | 500 | 2 470 | 25.00 |
| 12 Peudawa | 350 | 1 891 | 0 | 1 891 | 0.00 | |
| 13 Banda Alam | 0 | 2 507 | 500 | 2 007 | 20.00 | |
| 14 Idi Tunong | 0 | 2 929 | 1 000 | 1 929 | 45.00 | |
| 15 Darul Ihsan | 0 | 5 350 | 0 | 5 350 | 0.00 | |
| 16 Idi Timur | 0 | 1 240 | 0 | 1 240 | 0.00 | |
| 17 Darul Aman | 0 | 35 875 | 10 000 | 25 875 | 400.00 | |
| 18 Nurussalam | 0 | 1 219 | 700 | 519 | 56.00 | |
| 19 Darul Falah | 0 | 1 466 | 300 | 1 166 | 13.00 | |
| 20 Julok | 0 | 1 280 | 1 280 | 0 | 75.00 | |
| 21 Indra Makmur | 0 | 2 755 | 1 000 | 1 755 | 40.00 | |
| 22 Pante Bidari | 0 | 1 200 | 0 | 1 200 | 0.00 | |
| 23 Simpang Ulim | 0 | 1 690 | 700 | 990 | 41.00 | |
| 24 Madat | 0 | 972 | 150 | 822 | 7.00 | |
| 2017 | 350 | 79 396 | 18 400 | 60 996 | 826.30 | |
| 2016 | 598 | 79 897 | 66 404 | 13 493 | 5 037.70 | |
| 2015 | 0 | 79 952 | 65 120 | 14 832 | 5 209.60 | |

Sumber: Dinas Pertanian Tanaman Pangan dan Hortikultura Kabupaten Aceh Timur

Source: Agriculture and Horticulture Service of Aceh Timur Regency

Perkembangan Jumlah Tanaman Sawo (Dalam Batang) Menurut Kecamatan, 2017
The Development Plantation of Sapodilla by Sub District, 2017

| Tabel | 5.2.22 | | | | |
|--|--|--|---|---|--|
| Table | | | | | |
| Kecamatan Subdistrict | Tanaman Tahun Lalu (Batang) | Penanaman Baru (Batang) | Ditebang/ dibongkar (Batang) | Tanaman Tahun Ini (Batang) | |
| (1) | (2) | (3) | (4) | (5) | |
| 1 Serbajadi | 0 | 0 | 0 | 0 | |
| 2 Simpang Jernih | 70 | 0 | 0 | 70 | |
| 3 Peunaron | 67 | 0 | 0 | 67 | |
| 4 Birem Bayeun | 286 | 12 | 9 | 289 | |
| 5 Rantau Selamat | 272 | 0 | 0 | 272 | |
| 6 Sungai Raya | 46 | 0 | 6 | 40 | |
| 7 Peureulak | 350 | 0 | 0 | 350 | |
| 8 Peureulak Timur | 150 | 0 | 0 | 150 | |
| 9 Peureulak Barat | 30 | 0 | 0 | 30 | |
| 10 Ranto Peureulak | 270 | 0 | 0 | 270 | |
| 11 Idi Rayeuk | 300 | 0 | 0 | 300 | |
| 12 Peudawa | 189 | 90 | 0 | 279 | |
| 13 Banda Alam | 480 | 0 | 0 | 480 | |
| 14 Idi Tunong | 1 533 | 0 | 0 | 1 533 | |
| 15 Darul Ihsan | 59 | 500 | 0 | 559 | |
| 16 Idi Timur | 0 | 0 | 0 | 0 | |
| 17 Darul Aman | 2 138 | 0 | 0 | 2 138 | |
| 18 Nurussalam | 275 | 0 | 0 | 275 | |
| 19 Darul Falah | 112 | 0 | 0 | 112 | |
| 20 Julok | 315 | 0 | 0 | 315 | |
| 21 Indra Makmur | 315 | 0 | 0 | 315 | |
| 22 Pante Bidari | 2 850 | 0 | 0 | 2 850 | |
| 23 Simpang Ulim | 1 793 | 0 | 0 | 1 793 | |
| 24 Madat | 1 198 | 0 | 0 | 1 198 | |
| 2017 | 13 098 | 602 | 15 | 13 685 | |
| 2016 | 13 064 | 135 | 101 | 13 098 | |
| 2015 | 13 060 | 8 | 10 | 13 058 | |

Tabel 5.2.22 **Lanjutan**
Table 5.2.22 **Continued**

| Kecamatan Subdistrict | Tanaman Belum Menghasilkan (Batang) | Tanaman Produktif (Batang) | Tanaman Produktif Menghasilkan (Batang) | Tanaman Tidak Menghasilkan (Batang) | Produksi (Ton) |
|--------------------------|--|----------------------------------|--|---|-------------------|
| (1) | (6) | (7) | (8) | (9) | (10) |
| 1 Serbajadi | 0 | 0 | 0 | 0 | 0.00 |
| 2 Simpang Jernih | 0 | 70 | 70 | 0 | 2.10 |
| 3 Peunaron | 0 | 67 | 67 | 0 | 3.70 |
| 4 Birem Bayeun | 0 | 289 | 289 | 0 | 22.20 |
| 5 Rantau Selamat | 0 | 272 | 272 | 0 | 12.20 |
| 6 Sungai Raya | 0 | 40 | 40 | 0 | 2.40 |
| 7 Peureulak | 0 | 350 | 350 | 0 | 12.50 |
| 8 Peureulak Timur | 0 | 150 | 70 | 80 | 1.80 |
| 9 Peureulak Barat | 0 | 30 | 30 | 0 | 1.90 |
| 10 Ranto Peureulak | 0 | 270 | 270 | 0 | 12.60 |
| 11 Idi Rayeuk | 0 | 300 | 300 | 0 | 12.40 |
| 12 Peudawa | 69 | 279 | 210 | 69 | 5.20 |
| 13 Banda Alam | 0 | 480 | 480 | 0 | 15.00 |
| 14 Idi Tunong | 0 | 1 533 | 1 533 | 0 | 44.50 |
| 15 Darul Ihsan | 441 | 559 | 118 | 441 | 6.40 |
| 16 Idi Timur | 0 | 0 | 0 | 0 | 0.00 |
| 17 Darul Aman | 0 | 2 138 | 2 138 | 0 | 94.00 |
| 18 Nurussalam | 0 | 275 | 275 | 0 | 10.20 |
| 19 Darul Falah | 0 | 112 | 112 | 0 | 5.30 |
| 20 Julok | 0 | 315 | 315 | 0 | 11.00 |
| 21 Indra Makmur | 0 | 315 | 315 | 0 | 14.70 |
| 22 Pante Bidari | 0 | 2 850 | 2 100 | 750 | 123.50 |
| 23 Simpang Ulim | 0 | 1 793 | 1 793 | 0 | 83.80 |
| 24 Madat | 0 | 1 198 | 1 198 | 0 | 42.00 |
| 2017 | 510 | 13 685 | 12 345 | 1 340 | 539.40 |
| 2016 | 135 | 13 128 | 11 708 | 1 420 | 652.20 |
| 2015 | 0 | 13 060 | 12 944 | 245 | 1 356.06 |

Sumber: Dinas Pertanian Tanaman Pangan dan Hortikultura Kabupaten Aceh Timur
Source: Agriculture and Horticulture Service of Aceh Timur Regency

Perkembangan Jumlah Tanaman Nangka (Dalam Batang) Menurut Kecamatan, 2017

Tabel 5.2.23 *The Development Plantation of Jackfruit by Sub District, 2017*

| Kecamatan Subdistrict | Tanaman Tahun Lalu (Batang) | Penanaman Baru (Batang) | Ditebang/ dibongkar (Batang) | Tanaman Tahun Ini (Batang) |
|----------------------------------|--|--|---|---|
| (1) | (2) | (3) | (4) | (5) |
| 1 Serbajadi | 35 | 0 | 15 | 20 |
| 2 Simpang Jernih | 226 | 0 | 6 | 220 |
| 3 Peunaron | 424 | 0 | 0 | 424 |
| 4 Birem Bayeun | 446 | 0 | 73 | 373 |
| 5 Rantau Selamat | 759 | 0 | 0 | 759 |
| 6 Sungai Raya | 65 | 0 | 0 | 65 |
| 7 Peureulak | 400 | 0 | 0 | 400 |
| 8 Peureulak Timur | 60 | 0 | 0 | 60 |
| 9 Peureulak Barat | 70 | 0 | 0 | 70 |
| 10 Ranto Peureulak | 793 | 0 | 0 | 793 |
| 11 Idi Rayeuk | 2 894 | 0 | 31 | 2 863 |
| 12 Peudawa | 363 | 0 | 0 | 363 |
| 13 Banda Alam | 118 | 0 | 0 | 118 |
| 14 Idi Tunong | 177 | 0 | 0 | 177 |
| 15 Darul Ihsan | 127 | 0 | 0 | 127 |
| 16 Idi Timur | 280 | 0 | 0 | 280 |
| 17 Darul Aman | 696 | 0 | 0 | 696 |
| 18 Nurussalam | 497 | 0 | 0 | 497 |
| 19 Darul Falah | 48 | 0 | 0 | 48 |
| 20 Julok | 340 | 0 | 0 | 340 |
| 21 Indra Makmur | 484 | 0 | 0 | 484 |
| 22 Pante Bidari | 130 | 0 | 0 | 130 |
| 23 Simpang Ulim | 375 | 0 | 0 | 375 |
| 24 Madat | 500 | 0 | 0 | 500 |
| 2017 | 10 307 | 0 | 125 | 10 182 |
| 2016 | 10 530 | 65 | 288 | 10 307 |
| 2015 | 10 634 | 10 | 114 | 10 530 |

Tabel 5.2.23 **Lanjutan**
Table 5.2.23 **Continued**

| Kecamatan Subdistrict | Tanaman Belum Menghasilkan (Batang) | Tanaman Produktif (Batang) | Tanaman Produktif Menghasilkan (Batang) | Tanaman Tidak Menghasilkan (Batang) | Produksi (Ton) |
|----------------------------------|--|---|--|--|---------------------------|
| (1) | (6) | (7) | (8) | (9) | (10) |
| 1 Serbajadi | 0 | 35 | 35 | 0 | 3.00 |
| 2 Simpang Jernih | 0 | 226 | 200 | 26 | 6.00 |
| 3 Peunaron | 0 | 424 | 424 | 0 | 16.80 |
| 4 Birem Bayeun | 0 | 446 | 446 | 0 | 15.60 |
| 5 Rantau Selamat | 0 | 759 | 600 | 159 | 18.00 |
| 6 Sungai Raya | 0 | 65 | 65 | 0 | 4.30 |
| 7 Peureulak | 0 | 400 | 400 | 0 | 17.20 |
| 8 Peureulak Timur | 0 | 60 | 60 | 0 | 3.30 |
| 9 Peureulak Barat | 0 | 70 | 70 | 0 | 3.40 |
| 10 Ranto Peureulak | 0 | 793 | 793 | 0 | 42.00 |
| 11 Idi Rayeuk | 0 | 2 894 | 2 894 | 0 | 102.00 |
| 12 Peudawa | 0 | 363 | 340 | 23 | 10.20 |
| 13 Banda Alam | 0 | 118 | 118 | 0 | 7.90 |
| 14 Idi Tunong | 0 | 177 | 177 | 0 | 11.40 |
| 15 Darul Ihsan | 0 | 127 | 127 | 0 | 4.50 |
| 16 Idi Timur | 0 | 280 | 277 | 3 | 11.40 |
| 17 Darul Aman | 0 | 696 | 696 | 0 | 28.50 |
| 18 Nurussalam | 0 | 497 | 497 | 0 | 15.30 |
| 19 Darul Falah | 0 | 48 | 48 | 0 | 2.80 |
| 20 Julok | 0 | 340 | 340 | 0 | 17.20 |
| 21 Indra Makmur | 0 | 484 | 484 | 0 | 27.00 |
| 22 Pante Bidari | 0 | 130 | 130 | 0 | 7.50 |
| 23 Simpang Ulim | 0 | 375 | 375 | 0 | 22.60 |
| 24 Madat | 0 | 500 | 500 | 0 | 27.00 |
| 2017 | 0 | 10 307 | 10 096 | 211 | 424.90 |
| 2016 | 65 | 10 530 | 9 776 | 754 | 583.80 |
| 2015 | 0 | 10 634 | 9 636 | 906 | 993.47 |

Sumber: Dinas Pertanian Tanaman Pangan dan Hortikultura Kabupaten Aceh Timur
Source: Agriculture and Horticulture Service of Aceh Timur Regency

Perkembangan Jumlah Tanaman Jambu Biji (Dalam Batang)

Tabel 5.2.24 Menurut Kecamatan, 2017

Table The Development Plantation of Guava by Sub District, 2017

| Kecamatan Subdistrict | Tanaman Tahun Lalu (Batang) | Penanaman Baru (Batang) | Ditebang/ dibongkar (Batang) | Tanaman Tahun Ini (Batang) |
|----------------------------------|--|--|---|---|
| (1) | (2) | (3) | (4) | (5) |
| 1 Serbajadi | 0 | 0 | 0 | 0 |
| 2 Simpang Jernih | 0 | 0 | 0 | 0 |
| 3 Peunaron | 0 | 0 | 0 | 0 |
| 4 Birem Bayeun | 839 | 0 | 232 | 607 |
| 5 Rantau Selamat | 491 | 0 | 117 | 374 |
| 6 Sungai Raya | 50 | 0 | 0 | 50 |
| 7 Peureulak | 0 | 0 | 0 | 0 |
| 8 Peureulak Timur | 35 | 0 | 0 | 35 |
| 9 Peureulak Barat | 0 | 0 | 0 | 0 |
| 10 Ranto Peureulak | 148 | 0 | 0 | 148 |
| 11 Idi Rayeuk | 280 | 0 | 0 | 280 |
| 12 Peudawa | 0 | 100 | 0 | 100 |
| 13 Banda Alam | 0 | 0 | 0 | 0 |
| 14 Idi Tunong | 570 | 0 | 0 | 570 |
| 15 Darul Ihsan | 590 | 0 | 590 | 0 |
| 16 Idi Timur | 0 | 0 | 0 | 0 |
| 17 Darul Aman | 0 | 0 | 0 | 0 |
| 18 Nurussalam | 0 | 0 | 0 | 0 |
| 19 Darul Falah | 0 | 0 | 0 | 0 |
| 20 Julok | 68 | 0 | 0 | 68 |
| 21 Indra Makmur | 0 | 0 | 0 | 0 |
| 22 Pante Bidari | 0 | 0 | 0 | 0 |
| 23 Simpang Ulim | 268 | 0 | 0 | 268 |
| 24 Madat | 0 | 0 | 0 | 0 |
| 2017 | 3 339 | 100 | 939 | 2 500 |
| 2016 | 2 836 | 10 | 97 | 2 749 |
| 2015 | 3 138 | 0 | 302 | 2 836 |

Tabel 5.2.24 **Lanjutan**
Table 5.2.24 **Continued**

| Kecamatan Subdistrict | Tanaman Belum Menghasilkan (Batang) | Tanaman Produktif (Batang) | Tanaman Produktif Menghasilkan (Batang) | Tanaman Tidak Menghasilkan (Batang) | Produksi (Ton) |
|--------------------------|--|----------------------------------|--|---|-------------------|
| (1) | (6) | (7) | (8) | (9) | (10) |
| 1 Serbajadi | 0 | 0 | 0 | 0 | 0.00 |
| 2 Simpang Jernih | 0 | 0 | 0 | 0 | 0.00 |
| 3 Peunaron | 0 | 0 | 0 | 0 | 0.00 |
| 4 Birem Bayeun | 0 | 807 | 693 | 114 | 23.70 |
| 5 Rantau Selamat | 0 | 491 | 491 | 0 | 26.30 |
| 6 Sungai Raya | 0 | 50 | 50 | 0 | 2.50 |
| 7 Peureulak | 0 | 0 | 0 | 0 | 0.00 |
| 8 Peureulak Timur | 0 | 35 | 20 | 15 | 0.50 |
| 9 Peureulak Barat | 0 | 0 | 0 | 0 | 0.00 |
| 10 Ranto Peureulak | 0 | 148 | 148 | 0 | 7.60 |
| 11 Idi Rayeuk | 0 | 280 | 100 | 180 | 2.00 |
| 12 Peudawa | 100 | 100 | 0 | 100 | 0.00 |
| 13 Banda Alam | 0 | 0 | 0 | 0 | 0.00 |
| 14 Idi Tunong | 0 | 570 | 500 | 70 | 18.50 |
| 15 Darul Ihsan | 0 | 590 | 90 | 500 | 3.60 |
| 16 Idi Timur | 0 | 0 | 0 | 0 | 0.00 |
| 17 Darul Aman | 0 | 0 | 0 | 0 | 0.00 |
| 18 Nurussalam | 0 | 0 | 0 | 0 | 0.00 |
| 19 Darul Falah | 0 | 0 | 0 | 0 | 0.00 |
| 20 Julok | 0 | 68 | 68 | 0 | 3.60 |
| 21 Indra Makmur | 0 | 0 | 0 | 0 | 0.00 |
| 22 Pante Bidari | 0 | 0 | 0 | 0 | 0.00 |
| 23 Simpang Ulim | 0 | 268 | 260 | 8 | 7.80 |
| 24 Madat | 0 | 0 | 0 | 0 | 0.00 |
| 2017 | 100 | 3 407 | 2 420 | 987 | 96.10 |
| 2016 | 0 | 2 836 | 1 998 | 838 | 102.20 |
| 2015 | 0 | 3 138 | 2 547 | 591 | 116.38 |

Sumber: Dinas Pertanian Tanaman Pangan dan Hortikultura Kabupaten Aceh Timur
Source: Agriculture and Horticulture Service of Aceh Timur Regency

Perkembangan Jumlah Tanaman Jambu Air (Dalam Batang)

Tabel 5.2.25 Menurut Kecamatan, 2017
The Development Plantation of Water Apple by Sub District, 2017

| Kecamatan Subdistrict | Tanaman Tahun Lalu (Batang) | Penanaman Baru (Batang) | Ditebang/ dibongkar (Batang) | Tanaman Tahun Ini (Batang) |
|--------------------------|-----------------------------------|----------------------------|------------------------------------|----------------------------------|
| (1) | (2) | (3) | (4) | (5) |
| 1 Serbajadi | 0 | 0 | 0 | 0 |
| 2 Simpang Jernih | 0 | 0 | 0 | 0 |
| 3 Peunaron | 948 | 0 | 0 | 948 |
| 4 Birem Bayeun | 692 | 12 | 85 | 619 |
| 5 Rantau Selamat | 398 | 0 | 50 | 348 |
| 6 Sungai Raya | 45 | 0 | 0 | 45 |
| 7 Peureulak | 0 | 0 | 0 | 0 |
| 8 Peureulak Timur | 600 | 0 | 0 | 600 |
| 9 Peureulak Barat | 0 | 0 | 0 | 0 |
| 10 Ranto Peureulak | 335 | 0 | 0 | 335 |
| 11 Idi Rayeuk | 3 105 | 0 | 70 | 3 035 |
| 12 Peudawa | 332 | 175 | 0 | 507 |
| 13 Banda Alam | 176 | 0 | 0 | 176 |
| 14 Idi Tunong | 1 160 | 0 | 0 | 1 160 |
| 15 Darul Ihsan | 90 | 500 | 0 | 590 |
| 16 Idi Timur | 120 | 0 | 0 | 120 |
| 17 Darul Aman | 0 | 0 | 0 | 0 |
| 18 Nurussalam | 0 | 0 | 0 | 0 |
| 19 Darul Falah | 0 | 0 | 0 | 0 |
| 20 Julok | 35 | 0 | 0 | 35 |
| 21 Indra Makmur | 0 | 0 | 0 | 0 |
| 22 Pante Bidari | 0 | 0 | 0 | 0 |
| 23 Simpang Ulim | 200 | 0 | 0 | 200 |
| 24 Madat | 0 | 0 | 0 | 0 |
| 2017 | 8 236 | 687 | 205 | 8 718 |
| 2016 | 7 905 | 621 | 290 | 8 236 |
| 2015 | 7 946 | 0 | 41 | 7 905 |

Tabel 5.2.25 **Lanjutan**
Table 5.2.25 **Continued**

| Kecamatan Subdistrict | Tanaman Belum Menghasilkan (Batang) | Tanaman Produktif (Batang) | Tanaman Produktif Menghasilkan (Batang) | Tanaman Tidak Menghasilkan (Batang) | Produksi (Ton) |
|--------------------------|--|----------------------------------|--|---|-------------------|
| (1) | (6) | (7) | (8) | (9) | (10) |
| 1 Serbajadi | 0 | 0 | 0 | 0 | 0.00 |
| 2 Simpang Jernih | 0 | 0 | 0 | 0 | 0.00 |
| 3 Peunaron | 0 | 948 | 750 | 198 | 24.00 |
| 4 Birem Bayeun | 0 | 619 | 565 | 54 | 26.40 |
| 5 Rantau Selamat | 0 | 398 | 398 | 0 | 23.90 |
| 6 Sungai Raya | 0 | 45 | 45 | 0 | 3.30 |
| 7 Peureulak | 0 | 0 | 0 | 0 | 0.00 |
| 8 Peureulak Timur | 0 | 600 | 200 | 400 | 10.00 |
| 9 Peureulak Barat | 0 | 0 | 0 | 0 | 0.00 |
| 10 Ranto Peureulak | 0 | 335 | 335 | 0 | 14.80 |
| 11 Idi Rayeuk | 0 | 3 035 | 2 800 | 235 | 112.00 |
| 12 Peudawa | 175 | 507 | 200 | 307 | 8.00 |
| 13 Banda Alam | 0 | 176 | 176 | 0 | 7.40 |
| 14 Idi Tunong | 0 | 1 160 | 1 100 | 60 | 49.50 |
| 15 Darul Ihsan | 90 | 590 | 500 | 90 | 3.60 |
| 16 Idi Timur | 0 | 120 | 70 | 50 | 3.10 |
| 17 Darul Aman | 0 | 0 | 0 | 0 | 0.00 |
| 18 Nurussalam | 0 | 0 | 0 | 0 | 0.00 |
| 19 Darul Falah | 0 | 0 | 0 | 0 | 0.00 |
| 20 Julok | 0 | 35 | 35 | 0 | 4.10 |
| 21 Indra Makmur | 0 | 0 | 0 | 0 | 0.00 |
| 22 Pante Bidari | 0 | 0 | 0 | 0 | 0.00 |
| 23 Simpang Ulim | 0 | 200 | 200 | 0 | 10.80 |
| 24 Madat | 0 | 0 | 0 | 0 | 0.00 |
| 2017 | 265 | 8 768 | 7 374 | 1 394 | 300.90 |
| 2016 | 11 | 7 905 | 7 129 | 776 | 357.50 |
| 2015 | 0 | 7 946 | 7 155 | 791 | 406.28 |

Sumber: Dinas Pertanian Tanaman Pangan dan Hortikultura Kabupaten Aceh Timur
Source: Agriculture and Horticulture Service of Aceh Timur Regency

Tabel 5.2.26 **Perkembangan Jumlah Tanaman Belimbing (Dalam Batang) Menurut Kecamatan, 2017**
Table *The Development Plantation of Star Fruit by Sub District, 2017*

| Kecamatan <i>Subdistrict</i> | Tanaman Tahun Lalu (Batang) | Penanaman Baru (Batang) | Ditebang/ dibongkar (Batang) | Tanaman Tahun Ini (Batang) |
|---------------------------------|-----------------------------------|----------------------------|------------------------------------|----------------------------------|
| (1) | (2) | (3) | (4) | (5) |
| 1 Serbajadi | 0 | 0 | 0 | 0 |
| 2 Simpang Jernih | 0 | 0 | 0 | 0 |
| 3 Peunaron | 0 | 0 | 0 | 0 |
| 4 Birem Bayeun | 70 | 5 | 20 | 55 |
| 5 Rantau Selamat | 0 | 0 | 0 | 0 |
| 6 Sungai Raya | 25 | 0 | 25 | 0 |
| 7 Peureulak | 200 | 0 | 0 | 200 |
| 8 Peureulak Timur | 150 | 0 | 0 | 150 |
| 9 Peureulak Barat | 0 | 0 | 0 | 0 |
| 10 Ranto Peureulak | 0 | 0 | 0 | 0 |
| 11 Idi Rayeuk | 0 | 0 | 0 | 0 |
| 12 Peudawa | 0 | 0 | 0 | 0 |
| 13 Banda Alam | 0 | 0 | 0 | 0 |
| 14 Idi Tunong | 0 | 0 | 0 | 0 |
| 15 Darul Ihsan | 0 | 0 | 0 | 0 |
| 16 Idi Timur | 0 | 0 | 0 | 0 |
| 17 Darul Aman | 0 | 0 | 0 | 0 |
| 18 Nurussalam | 0 | 0 | 0 | 0 |
| 19 Darul Falah | 0 | 0 | 0 | 0 |
| 20 Julok | 0 | 0 | 0 | 0 |
| 21 Indra Makmur | 0 | 0 | 0 | 0 |
| 22 Pante Bidari | 0 | 0 | 0 | 0 |
| 23 Simpang Ulim | 0 | 0 | 0 | 0 |
| 24 Madat | 0 | 0 | 0 | 0 |
| 2017 | 445 | 5 | 45 | 405 |
| 2016 | 425 | 40 | 20 | 445 |
| 2015 | 455 | 0 | 30 | 425 |

Tabel 5.2.26 **Lanjutan**
Table 5.2.26 **Continued**

| Kecamatan Subdistrict | Tanaman Belum Menghasilkan (Batang) | Tanaman Produktif (Batang) | Tanaman Produktif Menghasilkan (Batang) | Tanaman Tidak Menghasilkan (Batang) | Produksi (Ton) |
|--------------------------|--|----------------------------------|--|---|-------------------|
| (1) | (6) | (7) | (8) | (9) | (10) |
| 1 Serbajadi | 0 | 0 | 0 | 0 | 0.00 |
| 2 Simpang Jernih | 0 | 0 | 0 | 0 | 0.00 |
| 3 Peunaron | 0 | 0 | 0 | 0 | 0.00 |
| 4 Birem Bayeun | 0 | 70 | 70 | 0 | 2.20 |
| 5 Rantau Selamat | 0 | 0 | 0 | 0 | 0.00 |
| 6 Sungai Raya | 0 | 25 | 0 | 25 | 0.00 |
| 7 Peureulak | 0 | 200 | 100 | 100 | 3.00 |
| 8 Peureulak Timur | 0 | 150 | 85 | 65 | 1.30 |
| 9 Peureulak Barat | 0 | 0 | 0 | 0 | 0.00 |
| 10 Ranto Peureulak | 0 | 0 | 0 | 0 | 0.00 |
| 11 Idi Rayeuk | 0 | 0 | 0 | 0 | 0.00 |
| 12 Peudawa | 0 | 0 | 0 | 0 | 0.00 |
| 13 Banda Alam | 0 | 0 | 0 | 0 | 0.00 |
| 14 Idi Tunong | 0 | 0 | 0 | 0 | 0.00 |
| 15 Darul Ihsan | 0 | 0 | 0 | 0 | 0.00 |
| 16 Idi Timur | 0 | 0 | 0 | 0 | 0.00 |
| 17 Darul Aman | 0 | 0 | 0 | 0 | 0.00 |
| 18 Nurussalam | 0 | 0 | 0 | 0 | 0.00 |
| 19 Darul Falah | 0 | 0 | 0 | 0 | 0.00 |
| 20 Julok | 0 | 0 | 0 | 0 | 0.00 |
| 21 Indra Makmur | 0 | 0 | 0 | 0 | 0.00 |
| 22 Pante Bidari | 0 | 0 | 0 | 0 | 0.00 |
| 23 Simpang Ulim | 0 | 0 | 0 | 0 | 0.00 |
| 24 Madat | 0 | 0 | 0 | 0 | 0.00 |
| 2017 | 0 | 445 | 255 | 190 | 6.50 |
| 2016 | 0 | 455 | 335 | 120 | 17.50 |
| 2015 | 0 | 455 | 435 | 0 | 13.05 |

Sumber: Dinas Pertanian Tanaman Pangan dan Hortikultura Kabupaten Aceh Timur
Source: Agriculture and Horticulture Service of Aceh Timur Regency

Perkembangan Jumlah Tanaman Sukun (Dalam Batang) Menurut Kecamatan, 2017

Tabel 5.2.27
Table The Development Plantation of Sukun by Sub District, 2017

| Kecamatan Subdistrict | Tanaman Tahun Lalu (Batang) | Penanaman Baru (Batang) | Ditebang/ dibongkar (Batang) | Tanaman Tahun Ini (Batang) |
|----------------------------------|--|--|---|---|
| (1) | (2) | (3) | (4) | (5) |
| 1 Serbajadi | 0 | 0 | 0 | 0 |
| 2 Simpang Jernih | 38 | 0 | 0 | 38 |
| 3 Peunaron | 30 | 0 | 0 | 30 |
| 4 Birem Bayeun | 210 | 20 | 0 | 230 |
| 5 Rantau Selamat | 238 | 0 | 0 | 238 |
| 6 Sungai Raya | 18 | 0 | 0 | 18 |
| 7 Peureulak | 80 | 0 | 0 | 80 |
| 8 Peureulak Timur | 35 | 0 | 0 | 35 |
| 9 Peureulak Barat | 41 | 0 | 0 | 41 |
| 10 Ranto Peureulak | 25 | 0 | 0 | 25 |
| 11 Idi Rayeuk | 585 | 0 | 0 | 585 |
| 12 Peudawa | 0 | 0 | 0 | 0 |
| 13 Banda Alam | 0 | 0 | 0 | 0 |
| 14 Idi Tunong | 55 | 0 | 0 | 55 |
| 15 Darul Ihsan | 0 | 0 | 0 | 0 |
| 16 Idi Timur | 60 | 0 | 0 | 60 |
| 17 Darul Aman | 0 | 0 | 0 | 0 |
| 18 Nurussalam | 164 | 0 | 0 | 164 |
| 19 Darul Falah | 98 | 0 | 0 | 98 |
| 20 Julok | 0 | 0 | 0 | 0 |
| 21 Indra Makmur | 0 | 0 | 0 | 0 |
| 22 Pante Bidari | 0 | 0 | 0 | 0 |
| 23 Simpang Ulim | 0 | 0 | 0 | 0 |
| 24 Madat | 0 | 0 | 0 | 0 |
| 2017 | 1 677 | 20 | 0 | 1 697 |
| 2016 | 1 875 | 40 | 238 | 1 677 |
| 2015 | 1 877 | 0 | 2 | 1 875 |

Tabel 5.2.27 **Lanjutan**
Table 5.2.27 **Continued**

| Kecamatan Subdistrict | Tanaman Belum Menghasilkan (Batang) | Tanaman Produktif (Batang) | Tanaman Produktif Menghasilkan (Batang) | Tanaman Tidak Menghasilkan (Batang) | Produksi (Ton) |
|--|--|---|--|--|---------------------------------|
| (1) | (6) | (7) | (8) | (9) | (10) |
| 1 Serbajadi | 0 | 0 | 0 | 0 | 0.00 |
| 2 Simpang Jernih | 0 | 38 | 38 | 0 | 1.10 |
| 3 Peunaron | 0 | 30 | 30 | 0 | 2.10 |
| 4 Birem Bayeun | 0 | 134 | 134 | 0 | 9.11 |
| 5 Rantau Selamat | 0 | 334 | 200 | 134 | 7.00 |
| 6 Sungai Raya | 0 | 18 | 18 | 0 | 1.00 |
| 7 Peureulak | 0 | 80 | 80 | 0 | 5.10 |
| 8 Peureulak Timur | 0 | 35 | 15 | 20 | 0.30 |
| 9 Peureulak Barat | 0 | 41 | 41 | 0 | 1.40 |
| 10 Ranto Peureulak | 0 | 25 | 25 | 0 | 1.70 |
| 11 Idi Rayeuk | 0 | 585 | 585 | 0 | 21.00 |
| 12 Peudawa | 0 | 0 | 0 | 0 | 0.00 |
| 13 Banda Alam | 0 | 0 | 0 | 0 | 0.00 |
| 14 Idi Tunong | 0 | 55 | 55 | 0 | 2.60 |
| 15 Darul Ihsan | 0 | 0 | 0 | 0 | 0.00 |
| 16 Idi Timur | 0 | 60 | 50 | 10 | 2.00 |
| 17 Darul Aman | 0 | 0 | 0 | 0 | 0.00 |
| 18 Nurussalam | 0 | 164 | 164 | 0 | 7.40 |
| 19 Darul Falah | 0 | 98 | 98 | 0 | 4.40 |
| 20 Julok | 0 | 0 | 0 | 0 | 0.00 |
| 21 Indra Makmur | 0 | 0 | 0 | 0 | 0.00 |
| 22 Pante Bidari | 0 | 0 | 0 | 0 | 0.00 |
| 23 Simpang Ulim | 0 | 0 | 0 | 0 | 0.00 |
| 24 Madat | 0 | 0 | 0 | 0 | 0.00 |
| 2017 | 0 | 1 697 | 1 533 | 164 | 66.21 |
| 2016 | 20 | 1 875 | 1 341 | 534 | 61.60 |
| 2015 | 0 | 1 877 | 1 802 | 75 | 121.76 |

Sumber: Dinas Pertanian Tanaman Pangan Kabupaten Aceh Timur

Source: Agriculture and Horticulture Service of Aceh Timur

Perkembangan Jumlah Tanaman Manggis (Dalam Batang) Menurut Kecamatan, 2017

Tabel 5.2.28 *The Development Plantation of Manggis by Sub District, 2017*

| Kecamatan Subdistrict | Tanaman Tahun Lalu (Batang) | Penanaman Baru (Batang) | Ditebang/ dibongkar (Batang) | Tanaman Tahun Ini (Batang) |
|----------------------------------|--|------------------------------------|---|---------------------------------------|
| (1) | (2) | (3) | (4) | (5) |
| 1 Serbajadi | 0 | 0 | 0 | 0 |
| 2 Simpang Jernih | 148 | 0 | 0 | 148 |
| 3 Peunaron | 91 | 0 | 0 | 91 |
| 4 Birem Bayeun | 423 | 0 | 11 | 412 |
| 5 Rantau Selamat | 476 | 0 | 0 | 476 |
| 6 Sungai Raya | 170 | 0 | 0 | 170 |
| 7 Peureulak | 350 | 0 | 0 | 350 |
| 8 Peureulak Timur | 750 | 0 | 0 | 750 |
| 9 Peureulak Barat | 30 | 0 | 0 | 30 |
| 10 Ranto Peureulak | 582 | 0 | 0 | 582 |
| 11 Idi Rayeuk | 590 | 0 | 0 | 590 |
| 12 Peudawa | 19 | 0 | 0 | 19 |
| 13 Banda Alam | 952 | 0 | 0 | 952 |
| 14 Idi Tunong | 85 | 0 | 0 | 85 |
| 15 Darul Ihsan | 78 | 0 | 0 | 78 |
| 16 Idi Timur | 0 | 0 | 0 | 0 |
| 17 Darul Aman | 1 465 | 0 | 0 | 1 465 |
| 18 Nurussalam | 520 | 0 | 0 | 520 |
| 19 Darul Falah | 60 | 0 | 0 | 60 |
| 20 Julok | 116 | 0 | 0 | 116 |
| 21 Indra Makmur | 75 | 0 | 0 | 75 |
| 22 Pante Bidari | 200 | 0 | 0 | 200 |
| 23 Simpang Ulim | 215 | 0 | 0 | 215 |
| 24 Madat | 400 | 0 | 0 | 400 |
| 2017 | 7 795 | 0 | 11 | 7 784 |
| 2016 | 7 797 | 55 | 57 | 7 795 |
| 2015 | 7 889 | 0 | 92 | 7 797 |

Tabel 5.2.28 **Lanjutan**
Table 5.2.28 **Continued**

| Kecamatan Subdistrict | Tanaman Belum Menghasilkan (Batang) | Tanaman Produktif (Batang) | Tanaman Produktif Menghasilkan (Batang) | Tanaman Tidak Menghasilkan (Batang) | Produksi (Ton) |
|--------------------------|--|----------------------------------|--|---|-------------------|
| (1) | (6) | (7) | (8) | (9) | (10) |
| 1 Serbajadi | 0 | 0 | 0 | 0 | 0.00 |
| 2 Simpang Jernih | 0 | 148 | 0 | 148 | 0.00 |
| 3 Peunaron | 0 | 91 | 91 | 0 | 2.20 |
| 4 Birem Bayeun | 0 | 423 | 115 | 308 | 7.50 |
| 5 Rantau Selamat | 0 | 476 | 476 | 0 | 14.20 |
| 6 Sungai Raya | 0 | 170 | 150 | 20 | 4.10 |
| 7 Peureulak | 0 | 350 | 230 | 120 | 6.30 |
| 8 Peureulak Timur | 0 | 750 | 250 | 500 | 7.50 |
| 9 Peureulak Barat | 0 | 30 | 30 | 0 | 1.00 |
| 10 Ranto Peureulak | 0 | 582 | 300 | 282 | 10.50 |
| 11 Idi Rayeuk | 0 | 590 | 500 | 90 | 16.50 |
| 12 Peudawa | 0 | 19 | 19 | 0 | 0.50 |
| 13 Banda Alam | 0 | 952 | 600 | 352 | 15.00 |
| 14 Idi Tunong | 0 | 85 | 85 | 0 | 2.50 |
| 15 Darul Ihsan | 0 | 78 | 78 | 0 | 2.30 |
| 16 Idi Timur | 0 | 0 | 0 | 0 | 0.00 |
| 17 Darul Aman | 0 | 1 465 | 800 | 665 | 20.00 |
| 18 Nurussalam | 0 | 520 | 190 | 330 | 5.70 |
| 19 Darul Falah | 0 | 60 | 60 | 0 | 1.80 |
| 20 Julok | 0 | 116 | 60 | 56 | 1.80 |
| 21 Indra Makmur | 0 | 75 | 75 | 0 | 2.20 |
| 22 Pante Bidari | 0 | 200 | 200 | 0 | 7.00 |
| 23 Simpang Ulim | 0 | 215 | 200 | 15 | 8.00 |
| 24 Madat | 0 | 400 | 350 | 50 | 9.50 |
| 2017 | 0 | 7 795 | 4 859 | 2 936 | 146.10 |
| 2016 | 55 | 7 797 | 5 771 | 2 026 | 353.00 |
| 2015 | 0 | 7 889 | 6 599 | 1 290 | 428.96 |

Sumber: Dinas Pertanian Tanaman Pangan dan Hortikultura Kabupaten Aceh Timur
Source: Agriculture and Horticulture Service of Aceh Timur Regency

Tabel 5.2.29 Perkembangan Jumlah Tanaman Sirsak (Dalam Batang) Menurut Kecamatan, 2017
Table The Development Plantation of Soursoap by Sub District, 2017

| Kecamatan Subdistrict | Tanaman Tahun Lalu (Batang) | Penanaman Baru (Batang) | Ditebang/ dibongkar (Batang) | Tanaman Tahun Ini (Batang) |
|--------------------------|--------------------------------|----------------------------|------------------------------------|----------------------------------|
| (1) | (2) | (3) | (4) | (5) |
| 1 Serbajadi | 0 | 0 | 0 | 0 |
| 2 Simpang Jernih | 0 | 0 | 0 | 0 |
| 3 Peunaron | 0 | 0 | 0 | 0 |
| 4 Birem Bayeun | 45 | 13 | 0 | 58 |
| 5 Rantau Selamat | 0 | 0 | 0 | 0 |
| 6 Sungai Raya | 30 | 0 | 0 | 30 |
| 7 Peureulak | 310 | 0 | 0 | 310 |
| 8 Peureulak Timur | 0 | 0 | 0 | 0 |
| 9 Peureulak Barat | 43 | 0 | 0 | 43 |
| 10 Ranto Peureulak | 225 | 0 | 0 | 225 |
| 11 Idi Rayeuk | 490 | 0 | 0 | 490 |
| 12 Peudawa | 46 | 0 | 46 | 0 |
| 13 Banda Alam | 0 | 0 | 0 | 0 |
| 14 Idi Tunong | 0 | 0 | 0 | 0 |
| 15 Darul Ihsan | 0 | 0 | 0 | 0 |
| 16 Idi Timur | 0 | 0 | 0 | 0 |
| 17 Darul Aman | 0 | 0 | 0 | 0 |
| 18 Nurussalam | 0 | 0 | 0 | 0 |
| 19 Darul Falah | 20 | 0 | 0 | 20 |
| 20 Julok | 0 | 0 | 0 | 0 |
| 21 Indra Makmur | 0 | 0 | 0 | 0 |
| 22 Pante Bidari | 0 | 0 | 0 | 0 |
| 23 Simpang Ulim | 0 | 0 | 0 | 0 |
| 24 Madat | 0 | 0 | 0 | 0 |
| 2017 | 1 209 | 13 | 46 | 1 176 |
| 2016 | 1 256 | 33 | 80 | 1 209 |
| 2015 | 1 256 | 0 | 0 | 1 256 |

Tabel 5.2.29 **Lanjutan**
Table 5.2.29 **Continued**

| Kecamatan Subdistrict | Tanaman Belum Menghasilkan (Batang) | Tanaman Produktif (Batang) | Tanaman Produktif Menghasilkan (Batang) | Tanaman Tidak Menghasilkan (Batang) | Produksi (Ton) |
|----------------------------------|--|---|--|--|---------------------------|
| (1) | (6) | (7) | (8) | (9) | (10) |
| 1 Serbajadi | 0 | 0 | 0 | 0 | 0.00 |
| 2 Simpang Jernih | 0 | 0 | 0 | 0 | 0.00 |
| 3 Peunaron | 0 | 0 | 0 | 0 | 0.00 |
| 4 Birem Bayeun | 0 | 58 | 58 | 0 | 1.60 |
| 5 Rantau Selamat | 0 | 0 | 0 | 0 | 0.00 |
| 6 Sungai Raya | 0 | 30 | 30 | 0 | 0.70 |
| 7 Peureulak | 0 | 310 | 200 | 110 | 3.00 |
| 8 Peureulak Timur | 0 | 0 | 0 | 0 | 0.00 |
| 9 Peureulak Barat | 0 | 43 | 43 | 0 | 1.10 |
| 10 Ranto Peureulak | 0 | 225 | 225 | 0 | 3.70 |
| 11 Idi Rayeuk | 0 | 490 | 340 | 150 | 7.30 |
| 12 Peudawa | 0 | 0 | 0 | 0 | 0.00 |
| 13 Banda Alam | 0 | 0 | 0 | 0 | 0.00 |
| 14 Idi Tunong | 0 | 0 | 0 | 0 | 0.00 |
| 15 Darul Ihsan | 0 | 0 | 0 | 0 | 0.00 |
| 16 Idi Timur | 0 | 0 | 0 | 0 | 0.00 |
| 17 Darul Aman | 0 | 0 | 0 | 0 | 0.00 |
| 18 Nurussalam | 0 | 0 | 0 | 0 | 0.00 |
| 19 Darul Falah | 0 | 20 | 20 | 0 | 0.60 |
| 20 Julok | 0 | 0 | 0 | 0 | 0.00 |
| 21 Indra Makmur | 0 | 0 | 0 | 0 | 0.00 |
| 22 Pante Bidari | 0 | 0 | 0 | 0 | 0.00 |
| 23 Simpang Ulim | 0 | 0 | 0 | 0 | 0.00 |
| 24 Madat | 0 | 0 | 0 | 0 | 0.00 |
| 2017 | 0 | 1 176 | 916 | 260 | 18.00 |
| 2016 | 0 | 1 233 | 1 203 | 30 | 20.60 |
| 2015 | 0 | 1 256 | 1 153 | 103 | 17.61 |

Sumber: Dinas Pertanian Tanaman Pangan dan Hortikultura Kabupaten Aceh Timur
Source: Agriculture and Horticulture Service of Aceh Timur Regency

Perkembangan Jumlah Tanaman Melinjo (Dalam Batang) Menurut Kecamatan, 2017
The Development Plantation of Melinjo by Sub District, 2017

Tabel 5.2.30
Table

| Kecamatan Subdistrict | Tanaman Tahun Lalu (Batang) | Penanaman Baru (Batang) | Ditebang/ dibongkar (Batang) | Tanaman Tahun Ini (Batang) |
|--------------------------|-----------------------------------|----------------------------|------------------------------------|----------------------------------|
| (1) | (2) | (3) | (4) | (5) |
| 1 Serbajadi | 1 730 | 0 | 0 | 1 730 |
| 2 Simpang Jernih | 60 | 0 | 0 | 60 |
| 3 Peunaron | 57 | 0 | 0 | 57 |
| 4 Birem Bayeun | 252 | 0 | 15 | 237 |
| 5 Rantau Selamat | 350 | 0 | 0 | 350 |
| 6 Sungai Raya | 25 | 0 | 0 | 25 |
| 7 Peureulak | 98 | 0 | 0 | 98 |
| 8 Peureulak Timur | 40 | 0 | 0 | 40 |
| 9 Peureulak Barat | 33 | 0 | 0 | 33 |
| 10 Ranto Peureulak | 125 | 0 | 0 | 125 |
| 11 Idi Rayeuk | 250 | 0 | 0 | 250 |
| 12 Peudawa | 22 | 0 | 0 | 22 |
| 13 Banda Alam | 0 | 0 | 0 | 0 |
| 14 Idi Tunong | 240 | 0 | 0 | 240 |
| 15 Darul Ihsan | 60 | 0 | 0 | 60 |
| 16 Idi Timur | 40 | 0 | 0 | 40 |
| 17 Darul Aman | 170 | 0 | 10 | 160 |
| 18 Nurussalam | 0 | 0 | 0 | 0 |
| 19 Darul Falah | 200 | 0 | 0 | 200 |
| 20 Julok | 0 | 0 | 0 | 0 |
| 21 Indra Makmur | 0 | 0 | 0 | 0 |
| 22 Pante Bidari | 0 | 0 | 0 | 0 |
| 23 Simpang Ulim | 0 | 0 | 0 | 0 |
| 24 Madat | 0 | 0 | 0 | 0 |
| 2017 | 3 752 | 0 | 25 | 3 727 |
| 2016 | 3 762 | 115 | 125 | 3 752 |
| 2015 | 3 767 | 0 | 5 | 3 762 |

Tabel 5.2.30 **Lanjutan**
Table 5.2.30 **Continued**

| Kecamatan Subdistrict | Tanaman Belum Menghasilkan (Batang) | Tanaman Produktif (Batang) | Tanaman Produktif Menghasilkan (Batang) | Tanaman Tidak Menghasilkan (Batang) | Produksi (Ton) |
|--------------------------|--|----------------------------------|--|---|-------------------|
| (1) | (6) | (7) | (8) | (9) | (10) |
| 1 Serbajadi | 0 | 1 730 | 1 710 | 20 | 23.60 |
| 2 Simpang Jernih | 0 | 60 | 0 | 60 | 0.00 |
| 3 Peunaron | 0 | 57 | 57 | 0 | 1.40 |
| 4 Birem Bayeun | 0 | 252 | 197 | 55 | 3.60 |
| 5 Rantau Selamat | 0 | 350 | 170 | 180 | 2.50 |
| 6 Sungai Raya | 0 | 25 | 25 | 0 | 0.90 |
| 7 Peureulak | 0 | 98 | 98 | 0 | 2.40 |
| 8 Peureulak Timur | 0 | 40 | 0 | 40 | 0.00 |
| 9 Peureulak Barat | 0 | 33 | 33 | 0 | 0.60 |
| 10 Ranto Peureulak | 0 | 125 | 125 | 0 | 2.70 |
| 11 Idi Rayeuk | 0 | 250 | 250 | 0 | 3.50 |
| 12 Peudawa | 0 | 22 | 22 | 0 | 1.20 |
| 13 Banda Alam | 0 | 0 | 0 | 0 | 0.00 |
| 14 Idi Tunong | 0 | 240 | 240 | 0 | 4.80 |
| 15 Darul Ihsan | 0 | 60 | 60 | 0 | 1.60 |
| 16 Idi Timur | 0 | 40 | 40 | 0 | 1.20 |
| 17 Darul Aman | 0 | 170 | 170 | 0 | 3.90 |
| 18 Nurussalam | 0 | 0 | 0 | 0 | 0.00 |
| 19 Darul Falah | 0 | 200 | 200 | 0 | 5.20 |
| 20 Julok | 0 | 0 | 0 | 0 | 0.00 |
| 21 Indra Makmur | 0 | 0 | 0 | 0 | 0.00 |
| 22 Pante Bidari | 0 | 0 | 0 | 0 | 0.00 |
| 23 Simpang Ulim | 0 | 0 | 0 | 0 | 0.00 |
| 24 Madat | 0 | 0 | 0 | 0 | 0.00 |
| 2017 | 0 | 3 752 | 3 397 | 355 | 59.10 |
| 2016 | 15 | 3 790 | 3 645 | 145 | 118.40 |
| 2015 | 0 | 3 767 | 3 680 | 10 | 93.73 |

Sumber: Dinas Pertanian Tanaman Pangan dan Hortikultura Kabupaten Aceh Timur

Source: Agriculture and Horticulture Service of Aceh Timur Regency

Tabel 5.2.31 Jumlah Alat Pertanian Menurut Jenis, 2017
Table Number of Agricultural Tools by Kinds, 2017

| | Jenis Alat/ Mesin Pertanian <i>Agricultural Tools</i> | Kondisi/ <i>Condition</i> | | Jumlah <i>Total</i> |
|----|--|---------------------------|-------------------|------------------------|
| | | Baik/ <i>Good</i> | Rusak/ <i>Bad</i> | |
| | (1) | (2) | (3) | (4) |
| 1 | Traktor Roda 2 (<15 PK) | 615 | 94 | 709 |
| 2 | Traktor Roda 4 | 21 | 3 | 24 |
| | a. Traktor Mini (<25 PK) | --- | --- | --- |
| | b. Traktor Sedang (25-50 PK) | --- | --- | --- |
| | c. Traktor Besar (>50 PK) | --- | --- | --- |
| 3 | Alat Penanam (<i>Jabber</i>) | 0 | 0 | 0 |
| 4 | <i>Seeder</i> | 0 | 0 | 0 |
| 5 | Alat Tanam Padi (<i>Transplanter</i>) | 28 | 0 | 28 |
| 6 | <i>Applicator</i> (Alat Pemupukan Urea Tablet) | 0 | 0 | 0 |
| 7 | <i>Hand Sprayer</i> | 3 683 | 1 082 | 4 765 |
| 8 | <i>Knapsack Power Sprayer</i> | 203 | 54 | 257 |
| 9 | <i>Skid Power Sprayer</i> | 0 | 0 | 0 |
| 10 | <i>Swing-fog</i> | 0 | 0 | 0 |
| 11 | Emposan Tikus | 2 | 0 | 2 |
| 12 | Pompa Air | 401 | 97 | 498 |
| | a. Diameter 2" | 0 | 0 | 0 |
| | b. Diameter 3 " | 48 | 22 | 70 |
| | c. Diameter 4 " | 157 | 11 | 168 |
| | d. Diameter 6 " | 196 | 64 | 260 |
| | e. Diameter 8 " | 0 | 0 | 0 |
| | f. Diameter 10 " | 0 | 0 | 0 |
| | g. Diameter 12 " | 0 | 0 | 0 |

Tabel 5.2.31 Lanjutan
Table 5.2.31 Continued

| | Jenis Alat/ Mesin Pertanian <i>Agricultural Tools</i> | Kondisi/ <i>Condition</i> | | Jumlah <i>Total</i> |
|----|--|---------------------------|-------------------|------------------------|
| | | Baik/ <i>Good</i> | Rusah/ <i>Bad</i> | |
| | (1) | (2) | (3) | (4) |
| 13 | Sabit Bergerigi | 18 420 | 4 270 | 22 690 |
| 14 | <i>Reaper</i> | 0 | 0 | 0 |
| 15 | <i>Combine Harvester</i> | 37 | 0 | 37 |
| 16 | <i>Power Thresher</i> | 209 | 69 | 278 |
| 17 | Pembersih Gabah (<i>Cleaner</i>) | 1 | 0 | 1 |
| 18 | Pengering (<i>Dryer</i>) | 3 | 0 | 3 |
| | a. Gabah | --- | --- | --- |
| | b. Palawija | --- | --- | --- |
| 19 | Penggiling Padi Besar (<i>Large Rice Mill</i>) | 17 | 2 | 19 |
| 20 | Penggiling Padi Kecil (<i>Small Rice Mill</i>) | 119 | 34 | 153 |
| 21 | <i>Rice Milling Unit (RMU)</i> | 3 | 0 | 3 |
| 22 | Pemecah Kulit Gabah (<i>Huller</i>) | 35 | 25 | 60 |
| 23 | Penyosoh Beras Pecah Kulit (<i>Polisher</i>) | 35 | 25 | 60 |
| 24 | Pemipil Jagung (<i>Corn Sheller</i>) | 38 | 8 | 46 |
| 25 | Penggiling Jagung (<i>Corn Mill</i>) | 1 | 0 | 1 |
| 26 | Pemarut Singkong | 113 | 0 | 113 |
| 27 | Perajang | 0 | 0 | 0 |

Sumber: Dinas Pertanian Tanaman Pangan dan Hortikultura Kabupaten Aceh Timur
Source: *Agriculture and Horticulture Service of Aceh Timur Regency*

Tabel 5.2.32 Realisasi Penggunaan Pestisida untuk Tanaman Padi Menurut Kecamatan, 2017
Table Realization of Pesticide Using for Paddy by Sub District, 2017

| Kecamatan Subdistrict | Insektisida/ Insecticide (Liter) | | Rodent/ Rodenticide (Kg) | |
|--------------------------|----------------------------------|--------------|--------------------------|------------|
| | 2016 | 2017 | 2016 | 2017 |
| (1) | (2) | (3) | (4) | (5) |
| 1 Serbajadi | 0 | 42 | 44 | 0 |
| 2 Simpang Jernih | 0 | 0 | 0 | 0 |
| 3 Peunaron | 18 | 66 | 0 | 11 |
| 4 Birem Bayeun | 63 | 107 | 119 | 29 |
| 5 Rantau Selamat | 10 | 0 | 16 | 0 |
| 6 Sungai Raya | 36 | 91 | 121 | 10 |
| 7 Peureulak | 20 | 246 | 212 | 10 |
| 8 Peureulak Timur | 1 | 13 | 32 | 0 |
| 9 Peureulak Barat | 28 | 172 | 313 | 10 |
| 10 Ranto Peureulak | 5 | 31 | 139 | 0 |
| 11 Idi Rayeuk | 70 | 10 | 58 | 5 |
| 12 Peudawa | 4 | 0 | 0 | 0 |
| 13 Banda Alam | 20 | 15 | 0 | 0 |
| 14 Idi Tunong | 8 | 57 | 158 | 3 |
| 15 Darul Ihsan | 10 | 0 | 46 | 3 |
| 16 Idi Timur | 0 | 0 | 6 | 0 |
| 17 Darul Aman | 2 | 20 | 16 | 0 |
| 18 Nurussalam | 17 | 0 | 36 | 5 |
| 19 Darul Falah | 0 | 0 | 8 | 5 |
| 20 Julok | 0 | 48 | 39 | 6 |
| 21 Indra Makmur | 45 | 43 | 116 | 15 |
| 22 Pante Bidari | 14 | 27 | 54 | 13 |
| 23 Simpang Ulim | 62 | 12 | 72 | 6 |
| 24 Madat | 20 | 15 | 122 | 0 |
| Jumlah/ Total | 453 | 1 015 | 1 727 | 131 |

Sumber: Dinas Pertanian Tanaman Pangan dan Hortikultura Kabupaten Aceh Timur
 Source: Agriculture and Horticulture Service of Aceh Timur Regency

Tabel 5.2.33 Jumlah Kilang Padi dan Lantai Jemur Dirinci Menurut Jenis Kilang Padi dan Kecamatan, 2017
Table *Number of Rice Mill and Drying Floor by Rice Mill Type and Sub District, 2017*

| Kecamatan Subdistrict | PBB | | PKK | |
|--------------------------|-----------|--------------|------------|--------------|
| | Unit | Lantai Jemur | Unit | Lantai Jemur |
| (1) | (2) | (3) | (4) | (5) |
| 1 Serbajadi | 0 | 0 | 22 | 0 |
| 2 Simpang Jernih | 0 | 0 | 2 | 2 |
| 3 Peunaron | 2 | 0 | 0 | 0 |
| 4 Birem Bayeun | 0 | 0 | 3 | 2 |
| 5 Rantau Selamat | 1 | 0 | 1 | 0 |
| 6 Sungai Raya | 2 | 2 | 3 | 0 |
| 7 Peureulak | 0 | 0 | 19 | 3 |
| 8 Peureulak Timur | 2 | 0 | 3 | 3 |
| 9 Peureulak Barat | 4 | 0 | 10 | 3 |
| 10 Ranto Peureulak | 0 | 0 | 5 | 3 |
| 11 Idi Rayeuk | 3 | 0 | 4 | 4 |
| 12 Peudawa | 0 | 0 | 5 | 2 |
| 13 Banda Alam | 2 | 2 | 4 | 2 |
| 14 Idi Tunong | 0 | 0 | 8 | 6 |
| 15 Darul Ihsan | 1 | 0 | 2 | 0 |
| 16 Idi Timur | 0 | 0 | 2 | 1 |
| 17 Darul Aman | 0 | 0 | 2 | 1 |
| 18 Nurussalam | 0 | 0 | 7 | 0 |
| 19 Darul Falah | 0 | 0 | 5 | 0 |
| 20 Julok | 3 | 0 | 4 | 0 |
| 21 Indra Makmur | 5 | 0 | 2 | 1 |
| 22 Pante Bidari | 6 | 6 | 7 | 3 |
| 23 Simpang Ulim | 0 | 0 | 7 | 2 |
| 24 Madat | 0 | 0 | 8 | 0 |
| 2017 | 31 | 10 | 135 | 38 |
| 2016 | 52 | 43 | 163 | 64 |
| 2015 | 52 | 43 | 166 | 64 |

Sumber: Dinas Pertanian Tanaman Pangan dan Hortikultura Kabupaten Aceh Timur

Source: Agriculture and Horticulture Service of Aceh Timur Regency

Tabel 5.2.34 **2017**
Table **Insecticide and Rodenticida from Protection Brigade, 2017**

| Kecamatan Subdistrict | Roden/ Rodenticide (Kg/ Box) | | Insektisida/ Insecticide (Liter) | |
|--------------------------|---------------------------------|------------|-------------------------------------|------------|
| | 2016 | 2017 | 2016 | 2017 |
| (1) | (2) | (3) | (4) | (5) |
| 1 Serbajadi | 0 | 0 | 20 | 32 |
| 2 Simpang Jernih | 0 | 0 | 0 | 0 |
| 3 Peunaron | 18 | 11 | 0 | 61 |
| 4 Birem Bayeun | 63 | 29 | 102 | 107 |
| 5 Rantau Selamat | 10 | 0 | 16 | 0 |
| 6 Sungai Raya | 36 | 10 | 115 | 74 |
| 7 Peureulak | 20 | 10 | 206 | 226 |
| 8 Peureulak Timur | 1 | 0 | 20 | 13 |
| 9 Peureulak Barat | 28 | 10 | 302 | 145 |
| 10 Ranto Peureulak | 5 | 0 | 139 | 31 |
| 11 Idi Rayeuk | 70 | 5 | 58 | 10 |
| 12 Peudawa | 4 | 0 | 0 | 0 |
| 13 Banda Alam | 20 | 0 | 0 | 15 |
| 14 Idi Tunong | 8 | 3 | 157 | 32 |
| 15 Darul Ihsan | 10 | 3 | 46 | 0 |
| 16 Idi Timur | 0 | 0 | 6 | 0 |
| 17 Darul Aman | 2 | 0 | 16 | 20 |
| 18 Nurussalam | 17 | 5 | 36 | 0 |
| 19 Darul Falah | 0 | 5 | 0 | 0 |
| 20 Julok | 0 | 6 | 39 | 48 |
| 21 Indra Makmur | 45 | 15 | 106 | 43 |
| 22 Pante Bidari | 14 | 13 | 54 | 27 |
| 23 Simpang Ulim | 62 | 6 | 72 | 12 |
| 24 Madat | 20 | 0 | 86 | 15 |
| Jumlah/ Total | 453 | 131 | 1 596 | 911 |

Sumber: Dinas Pertanian Tanaman Pangan dan Hortikultura Kabupaten Aceh Timur
 Source: Agriculture and Horticulture Service of Aceh Timur Regency

5.3 PERKEBUNAN/ ESTATE CROPS

Tabel 5.3.1 Luas Lahan Perkebunan Rakyat dan perusahaan Perkebunan, 2017
Table *Planting Area of Smallholders Estate and Enterprises Estate by Sub District, 2017*

| Kecamatan <i>Subdistrict</i> | Perkebunan Rakyat <i>Smallholders</i> | Perusahaan Perkebunan <i>Enterprises</i> |
|---------------------------------|--|---|
| (1) | (2) | (3) |
| 1 Serbajadi | 2 382.0 | 10 245.0 |
| 2 Simpang Jernih | 334.0 | 0.00 |
| 3 Peunaron | 7 873.50 | 3 618.0 |
| 4 Birem Bayeun | 5 424.250 | 9 223.0 |
| 5 Rantau Selamat | 2 680.750 | 9 069.0 |
| 6 Sungai Raya | 5 321.60 | 4 056.0 |
| 7 Peureulak | 2 172.60 | 1 422.0 |
| 8 Peureulak Timur | 3 329.0 | 2 993.0 |
| 9 Peureulak Barat | 2 170.50 | 328.0 |
| 10 Ranto Peureulak | 12 579.750 | 8 087.0 |
| 11 Idi Rayeuk | 463.0 | 1 813.0 |
| 12 Peudawa | 4 348.0 | 0.00 |
| 13 Banda Alam | 2 332.0 | 4 354.0 |
| 14 Idi Tunong | 2 367.60 | 0.00 |
| 15 Darul Ihsan | 1 739.20 | 0.00 |
| 16 Idi Timur | 1 010.50 | 0.00 |
| 17 Darul Aman | 2 009.0 | 0.00 |
| 18 Nurussalam | 1 609.50 | 0.00 |
| 19 Darul Falah | 2 011.50 | 0.00 |
| 20 Julok | 1 178.50 | 9 490.0 |
| 21 Indra Makmur | 3 333.0 | 7 087.0 |
| 22 Pante Bidari | 3 008.20 | 11 796.0 |
| 23 Simpang Ulim | 1 467.50 | 550.0 |
| 24 Madat | 466.50 | 0.00 |
| 2017 | 71 611.95 | 84 131.0 |
| 2016 | 68 608.0 | 84 131.0 |
| 2015 | 70 903.25 | 77 290.63 |

Sumber: Dinas Perkebunan dan Peternakan

Source: *Department of Plantation and Livestock*

Tabel 5.3.2 Luas Tanaman dan Produksi Kelapa Dalam (Tanaman Perkebunan Rakyat), 2017
Table 5.3.2 Planted Area and Production of Coconuts (Smallholders Estates), 2017

| Kecamatan Subdistrict | Luas Tanam/Plant Area (Ha) | | | | Produksi Production (Ton) |
|--------------------------|----------------------------|-----------------|---------------|-----------------|---------------------------------|
| | TBM | TM | TR | Jumlah Total | |
| (1) | (2) | (3) | (4) | (5) | (6) |
| 1 Serbajadi | 4.00 | 65.00 | 5.00 | 74.00 | 62.53 |
| 2 Simpang Jernih | 1.50 | 6.00 | 1.00 | 8.50 | 5.95 |
| 3 Peunaron | 2.00 | 45.00 | 4.00 | 51.00 | 43.97 |
| 4 Birem Bayeun | 4.00 | 57.00 | 4.00 | 65.00 | 55.63 |
| 5 Rantau Selamat | 11.00 | 174.00 | 9.00 | 194.00 | 167.39 |
| 6 Sungai Raya | 23.00 | 326.00 | 11.00 | 360.00 | 317.85 |
| 7 Peureulak | 50.00 | 290.00 | 5.00 | 345.00 | 300.44 |
| 8 Peureulak Timur | 4.00 | 885.00 | 47.00 | 936.00 | 887.66 |
| 9 Peureulak Barat | 16.50 | 352.00 | 36.00 | 404.50 | 357.28 |
| 10 Ranto Peureulak | 2.50 | 165.00 | 5.00 | 172.50 | 160.88 |
| 11 Idi Rayeuk | 11.00 | 120.00 | 8.00 | 139.00 | 182.40 |
| 12 Peudawa | 40.00 | 620.00 | 26.00 | 686.00 | 606.36 |
| 13 Banda Alam | 19.00 | 280.00 | 10.00 | 309.00 | 269.64 |
| 14 Idi Tunong | 9.00 | 100.00 | 5.00 | 114.00 | 98.92 |
| 15 Darul Ihsan | 12.50 | 220.00 | 13.00 | 245.50 | 222.42 |
| 16 Idi Timur | 19.00 | 272.00 | 10.00 | 301.00 | 271.73 |
| 17 Darul Aman | 39.00 | 580.00 | 25.00 | 644.00 | 658.30 |
| 18 Nurussalam | 17.00 | 175.00 | 8.00 | 200.00 | 165.03 |
| 19 Darul Falah | 18.50 | 333.00 | 12.00 | 363.50 | 326.01 |
| 20 Julok | 9.00 | 100.00 | 19.00 | 128.00 | 100.30 |
| 21 Indra Makmur | 18.50 | 264.50 | 13.00 | 296.00 | 259.74 |
| 22 Pante Bidari | 6.00 | 78.00 | 4.00 | 88.00 | 70.75 |
| 23 Simpang Ulim | 35.00 | 490.00 | 19.00 | 544.00 | 430.22 |
| 24 Madat | 77.00 | 85.00 | 4.00 | 166.00 | 85.43 |
| 2017 | 449.00 | 6 082.50 | 303.00 | 6 834.50 | 6 106.83 |
| 2016 | 452.00 | 6 080.00 | 305.00 | 6 837.00 | 6 101.55 |
| 2015 | 449.00 | 6 080.00 | 306.00 | 6 835.00 | 6 098.71 |

Sumber: Dinas Perkebunan dan Peternakan
 Source: Department of Plantation and Livestock
 TBM: Tanaman Belum Menghasilkan/ Not Yet Productive
 TM: Tanaman menghasilkan/ Productive
 TR: Tanaman rusak / Unproductive

Tabel 5.3.3 Luas Tanaman dan Produksi Sagu (Tanaman Perkebunan Rakyat), 2017
Table 5.3.3 Planted Area and Production of Palm Sago (Smallholders Estates), 2017

| | Kecamatan Subdistrict | Luas Tanam/Plant Area (Ha) | | | | Produksi Production (Ton) |
|----|--------------------------|----------------------------|---------------|--------------|-----------------|---------------------------------|
| | | TBM | TM | TR | Jumlah Total | |
| | (1) | (2) | (3) | (4) | (5) | (6) |
| 1 | Serbajadi | 0.00 | 0.00 | 0.00 | 0.00 | 0.00 |
| 2 | Simpang Jernih | 1.50 | 0.00 | 0.00 | 1.50 | 0.00 |
| 3 | Peunaron | 0.00 | 0.00 | 0.00 | 0.00 | 0.00 |
| 4 | Birem Bayeun | 2.50 | 1.50 | 0.00 | 4.00 | 2.07 |
| 5 | Rantau Selamat | 0.00 | 6.00 | 0.00 | 6.00 | 9.53 |
| 6 | Sungai Raya | 2.50 | 8.00 | 1.00 | 11.50 | 10.16 |
| 7 | Peureulak | 3.00 | 7.00 | 0.00 | 10.00 | 13.50 |
| 8 | Peureulak Timur | 1.00 | 0.00 | 0.00 | 1.00 | 0.00 |
| 9 | Peureulak Barat | 4.00 | 21.00 | 1.00 | 26.00 | 29.46 |
| 10 | Ranto Peureulak | 3.00 | 22.00 | 25.00 | 50.00 | 32.27 |
| 11 | Idi Rayeuk | 0.00 | 0.00 | 0.00 | 0.00 | 0.00 |
| 12 | Peudawa | 0.00 | 0.00 | 0.00 | 0.00 | 0.00 |
| 13 | Banda Alam | 0.00 | 0.00 | 0.00 | 0.00 | 0.00 |
| 14 | Idi Tunong | 1.00 | 6.50 | 0.00 | 7.50 | 8.48 |
| 15 | Darul Ihsan | 2.30 | 20.00 | 0.00 | 22.30 | 26.90 |
| 16 | Idi Timur | 0.00 | 0.00 | 0.00 | 0.00 | 0.00 |
| 17 | Darul Aman | 0.50 | 2.50 | 0.00 | 3.00 | 3.93 |
| 18 | Nurussalam | 1.00 | 5.00 | 0.00 | 6.00 | 6.74 |
| 19 | Darul Falah | 0.50 | 2.50 | 0.00 | 3.00 | 3.28 |
| 20 | Julok | 0.00 | 0.00 | 0.00 | 0.00 | 0.00 |
| 21 | Indra Makmur | 0.50 | 0.00 | 0.00 | 0.50 | 0.00 |
| 22 | Pante Bidari | 2.00 | 13.00 | 0.00 | 15.00 | 17.56 |
| 23 | Simpang Ulim | 0.00 | 0.00 | 0.00 | 0.00 | 0.00 |
| 24 | Madat | 0.00 | 0.00 | 0.00 | 0.00 | 0.00 |
| | 2017 | 25.30 | 115.00 | 27.00 | 167.30 | 163.88 |
| | 2016 | 25.30 | 115.00 | 27.00 | 167.30 | 183.88 |
| | 2015 | 25.00 | 115.00 | 27.00 | 167.00 | 163.98 |

Sumber: Dinas Perkebunan dan Peternakan

Source: Department of Plantation and Livestock

TBM: Tanaman Belum Menghasilkan/ Not Yet Productive

TM: Tanaman menghasilkan/ Productive

TR: Tanaman rusak / Unproductive

**Luas Tanaman dan Produksi Karet (Tanaman Perkebunan Rakyat),
2017**
**Planted Area and Production of Rubber (Smallholders Estates),
2017**

Tabel
Table 5.3.4

| | Kecamatan Subdistrict | Luas Tanam/Plant Area (Ha) | | | Jumlah Total | Produksi Production (Ton) |
|-------------|--------------------------|----------------------------|------------------|-----------------|------------------|---------------------------------|
| | | TBM | TM | TR | | |
| | (1) | (2) | (3) | (4) | (5) | (6) |
| 1 | Serbajadi | 85.00 | 185.00 | 15.00 | 285.00 | 160.03 |
| 2 | Simpang Jernih | 19.00 | 92.00 | 8.00 | 119.00 | 80.96 |
| 3 | Peunaron | 222.00 | 420.00 | 47.00 | 689.00 | 384.72 |
| 4 | Birem Bayeun | 810.00 | 2,533.00 | 387.00 | 3,730.00 | 2,269.57 |
| 5 | Rantau Selamat | 187.00 | 1,266.00 | 135.00 | 1,588.00 | 1,074.83 |
| 6 | Sungai Raya | 330.00 | 2,197.00 | 260.00 | 2,787.00 | 1,860.86 |
| 7 | Peureulak | 40.50 | 122.00 | 10.00 | 172.50 | 107.73 |
| 8 | Peureulak Timur | 85.00 | 202.00 | 35.00 | 322.00 | 179.58 |
| 9 | Peureulak Barat | 13.00 | 30.00 | 6.00 | 49.00 | 24.75 |
| 10 | Ranto Peureulak | 415.00 | 2,108.00 | 220.00 | 2,743.00 | 2,076.38 |
| 11 | Idi Rayeuk | 4.00 | 21.50 | 0.50 | 26.00 | 17.07 |
| 12 | Peudawa | 29.00 | 710.00 | 30.00 | 769.00 | 582.20 |
| 13 | Banda Alam | 164.00 | 505.00 | 60.00 | 729.00 | 428.75 |
| 14 | Idi Tunong | 97.00 | 1,165.00 | 91.00 | 1,353.00 | 990.25 |
| 15 | Darul Ihsan | 3.00 | 82.00 | 8.00 | 93.00 | 67.73 |
| 16 | Idi Timur | 4.00 | 10.00 | 2.00 | 16.00 | 8.30 |
| 17 | Darul Aman | 55.00 | 510.00 | 59.00 | 624.00 | 446.76 |
| 18 | Nurussalam | 182.00 | 848.00 | 113.00 | 1,143.00 | 742.00 |
| 19 | Darul Falah | 250.00 | 942.00 | 113.00 | 1,305.00 | 820.48 |
| 20 | Julok | 86.00 | 382.00 | 113.00 | 581.00 | 492.78 |
| 21 | Indra Makmur | 738.00 | 1,502.00 | 90.00 | 2,330.00 | 1,474.29 |
| 22 | Pante Bidari | 157.00 | 570.00 | 34.00 | 761.00 | 652.65 |
| 23 | Simpang Ulim | --- | --- | --- | --- | --- |
| 24 | Madat | --- | --- | --- | --- | --- |
| 2017 | | 3 975.50 | 16 402.50 | 1 836.50 | 22 214.50 | 14 942.67 |
| 2016 | | 3 931.00 | 16 392.00 | 1 836.50 | 22 159.50 | 14 931.17 |
| 2015 | | 3 812.00 | 16 342.00 | 1 882.50 | 22 036.50 | 14 878.40 |

Sumber: Dinas Perkebunan dan Peternakan
 Source: Department of Plantation and Livestock
 TBM: Tanaman Belum Menghasilkan/ Not Yet Productive
 TM: Tanaman menghasilkan/ Productive
 TR: Tanaman rusak / Unproductive

Tabel
Table 5.3.5

Luas Tanaman dan Produksi Kelapa Sawit (Tanaman Perkebunan Rakyat), 2017
Planted Area and Production of Palm Oil (Smallholders Estates), 2017

| | Kecamatan Subdistrict | Luas Tanam/Plant Area (Ha) | | | Jumlah Total | Produksi Production (Ton) |
|-------------|--------------------------|----------------------------|------------------|-----------------|------------------|---------------------------------|
| | | TBM | TM | TR | | |
| | (1) | (2) | (3) | (4) | (5) | (6) |
| 1 | Serbajadi | 137.00 | 550.00 | 82.00 | 769.00 | 5,024.25 |
| 2 | Simpang Jernih | 17.00 | 34.00 | 3.00 | 54.00 | 302.60 |
| 3 | Peunaron | 3,976.00 | 1,019.00 | 45.00 | 5,040.00 | 9,272.90 |
| 4 | Birem Bayeun | 277.50 | 909.00 | 90.00 | 1,276.50 | 8,083.74 |
| 5 | Rantau Selamat | 291.00 | 420.00 | 45.00 | 756.00 | 3,854.76 |
| 6 | Sungai Raya | 370.00 | 1,225.00 | 154.00 | 1,749.00 | 10,902.50 |
| 7 | Peureulak | 591.00 | 545.00 | 50.00 | 1,186.00 | 5,019.45 |
| 8 | Peureulak Timur | 307.00 | 1,251.00 | 238.00 | 1,796.00 | 11,210.21 |
| 9 | Peureulak Barat | 838.00 | 649.00 | 100.00 | 1,587.00 | 5,744.95 |
| 10 | Ranto Peureulak | 1,459.00 | 3,647.00 | 437.00 | 5,543.00 | 33,089.23 |
| 11 | Idi Rayeuk | 80.00 | 120.50 | 5.00 | 205.50 | 1,078.48 |
| 12 | Peudawa | 386.00 | 857.00 | 100.00 | 1,343.00 | 7,884.40 |
| 13 | Banda Alam | 180.00 | 282.00 | 25.00 | 487.00 | 250.70 |
| 14 | Idi Tunong | 186.00 | 344.00 | 26.00 | 556.00 | 319.92 |
| 15 | Darul Ihsan | 118.00 | 260.00 | 28.00 | 406.00 | 2,306.20 |
| 16 | Idi Timur | 299.00 | 114.00 | 7.00 | 420.00 | 1,016.31 |
| 17 | Darul Aman | 68.00 | 69.00 | 7.00 | 144.00 | 621.48 |
| 18 | Nurussalam | 114.00 | 60.00 | 17.00 | 191.00 | 537.18 |
| 19 | Darul Falah | 100.00 | 163.00 | 16.00 | 279.00 | 1,444.51 |
| 20 | Julok | 175.00 | 120.00 | 9.00 | 304.00 | 1,086.84 |
| 21 | Indra Makmur | 236.00 | 220.00 | 23.00 | 479.00 | 1,981.10 |
| 22 | Pante Bidari | 336.00 | 342.00 | 30.00 | 708.00 | 3,074.24 |
| 23 | Simpang Ulim | 415.00 | 179.00 | 5.00 | 599.00 | 1,548.35 |
| 24 | Madat | 110.00 | 5.00 | 4.00 | 119.00 | 5.00 |
| 2017 | | 11 066.50 | 13 384.50 | 1 546.00 | 25 997.00 | 115 659.30 |
| 2016 | | 10 957.00 | 13 353.00 | 1 546.00 | 25 856.00 | 202 818.89 |
| 2015 | | 10 718.00 | 13 149.00 | 1 614.00 | 25 481.00 | 200 388.97 |

Sumber: Dinas Perkebunan dan Peternakan
Source: Department of Plantation and Livestock
TBM: Tanaman Belum Menghasilkan/ Not Yet Productive
TM: Tanaman menghasilkan/ Productive
TR: Tanaman rusak / Unproductive

Tabel 5.3.6 **Luas Tanaman dan Produksi Kopi (Tanaman Perkebunan Rakyat), 2017**
Table 5.3.6 **Planted Area and Production of Coffee (Smallholders Estates), 2017**

| | Kecamatan Subdistrict | Luas Tanam/Plant Area (Ha) | | | Jumlah Total | Produksi Production (Ton) |
|-------------|--------------------------|----------------------------|---------------|--------------|-----------------|---------------------------------|
| | | TBM | TM | TR | | |
| | (1) | (2) | (3) | (4) | (5) | (6) |
| 1 | Serbajadi | 0.00 | 120.00 | 3.00 | 123.00 | 36.36 |
| 2 | Simpang Jernih | 0.00 | 3.00 | 1.00 | 4.00 | 0.71 |
| 3 | Peunaron | 0.00 | 228.00 | 4.00 | 232.00 | 45.83 |
| 4 | Birem Bayeun | 0.00 | 14.00 | 1.00 | 15.00 | 4.48 |
| 5 | Rantau Selamat | 0.00 | 2.50 | 0.25 | 2.75 | 0.74 |
| 6 | Sungai Raya | 0.00 | 0.00 | 0.00 | 0.00 | 0.00 |
| 7 | Peureulak | 0.00 | 0.00 | 0.00 | 0.00 | 0.00 |
| 8 | Peureulak Timur | 0.00 | 0.00 | 0.00 | 0.00 | 0.00 |
| 9 | Peureulak Barat | 0.00 | 0.00 | 0.00 | 0.00 | 0.00 |
| 10 | Ranto Peureulak | 0.00 | 8.00 | 9.00 | 17.00 | 2.64 |
| 11 | Idi Rayeuk | 0.00 | 0.00 | 0.00 | 0.00 | 0.00 |
| 12 | Peudawa | 0.00 | 0.00 | 0.00 | 0.00 | 0.00 |
| 13 | Banda Alam | 0.00 | 0.00 | 0.00 | 0.00 | 0.00 |
| 14 | Idi Tunong | 0.00 | 0.00 | 0.00 | 0.00 | 0.00 |
| 15 | Darul Ihsan | 0.00 | 0.00 | 0.00 | 0.00 | 0.00 |
| 16 | Idi Timur | 0.00 | 0.00 | 0.00 | 0.00 | 0.00 |
| 17 | Darul Aman | 0.00 | 1.50 | 0.50 | 2.00 | 0.74 |
| 18 | Nurussalam | 0.00 | 5.00 | 0.50 | 5.50 | 1.06 |
| 19 | Darul Falah | 0.00 | 5.00 | 1.00 | 6.00 | 1.28 |
| 20 | Julok | 0.00 | 3.00 | 1.00 | 4.00 | 0.63 |
| 21 | Indra Makmur | 0.00 | 4.00 | 1.00 | 5.00 | 3.18 |
| 22 | Pante Bidari | 0.00 | 10.00 | 1.00 | 11.00 | 2.98 |
| 23 | Simpang Ulim | 0.00 | 74.00 | 5.00 | 79.00 | 21.31 |
| 24 | Madat | 0.00 | 14.00 | 2.00 | 16.00 | 4.20 |
| 2017 | | 0.00 | 492.00 | 30.25 | 522.25 | 126.14 |
| 2016 | | 0.00 | 492.00 | 30.25 | 522.25 | 124.13 |
| 2015 | | 0.00 | 492.00 | 30.25 | 522.25 | 126.15 |

Sumber: Dinas Perkebunan dan Peternakan
 Source: Department of Plantation and Livestock
 TBM: Tanaman Belum Menghasilkan/ Not Yet Productive
 TM: Tanaman menghasilkan/ Productive
 TR: Tanaman rusak / Unproductive

Tabel 5.3.7 Luas Tanaman dan Produksi Kapuk (Tanaman Perkebunan Rakyat),
Table 5.3.7 *Planted Area and Production of Kapok (Smallholders Estates), 2017*

| | Kecamatan <i>Subdistrict</i> | Luas Tanam/Plant Area (Ha) | | | | Produksi <i>Production (Ton)</i> |
|----|---------------------------------|----------------------------|--------------|-------------|------------------------|-------------------------------------|
| | | TBM | TM | TR | Jumlah <i>Total</i> | |
| | (1) | (2) | (3) | (4) | (5) | (6) |
| 1 | Serbajadi | 0.00 | 0.00 | 0.00 | 0.00 | 0.00 |
| 2 | Simpang Jernih | 0.00 | 0.00 | 0.00 | 0.00 | 0.00 |
| 3 | Peunaron | 0.00 | 0.00 | 0.00 | 0.00 | 0.00 |
| 4 | Birem Bayeun | 0.00 | 1.50 | 0.50 | 2.00 | 0.75 |
| 5 | Rantau Selamat | 0.00 | 0.00 | 0.00 | 0.00 | 0.00 |
| 6 | Sungai Raya | 0.00 | 4.00 | 0.50 | 4.50 | 1.91 |
| 7 | Peureulak | 0.00 | 0.90 | 0.10 | 1.00 | 0.46 |
| 8 | Peureulak Timur | 0.00 | 0.00 | 0.00 | 0.00 | 0.00 |
| 9 | Peureulak Barat | 0.00 | 0.00 | 0.00 | 0.00 | 0.00 |
| 10 | Ranto Peureulak | 0.00 | 0.50 | 1.00 | 1.50 | 0.25 |
| 11 | Idi Rayeuk | 0.00 | 0.00 | 0.00 | 0.00 | 0.00 |
| 12 | Peudawa | 0.00 | 0.00 | 0.00 | 0.00 | 0.00 |
| 13 | Banda Alam | 0.00 | 0.00 | 0.00 | 0.00 | 0.00 |
| 14 | Idi Tunong | 0.00 | 0.00 | 0.00 | 0.00 | 0.00 |
| 15 | Darul Ihsan | 0.20 | 0.90 | 0.00 | 1.10 | 0.40 |
| 16 | Idi Timur | 0.00 | 0.00 | 0.00 | 0.00 | 0.00 |
| 17 | Darul Aman | 0.00 | 0.00 | 0.00 | 0.00 | 0.00 |
| 18 | Nurussalam | 0.25 | 1.50 | 0.25 | 2.00 | 0.77 |
| 19 | Darul Falah | 0.00 | 0.00 | 0.00 | 0.00 | 0.00 |
| 20 | Julok | 0.00 | 0.00 | 0.00 | 0.00 | 0.00 |
| 21 | Indra Makmur | 0.00 | 0.00 | 0.00 | 0.00 | 0.00 |
| 22 | Pante Bidari | 0.00 | 13.00 | 0.50 | 13.50 | 6.60 |
| 23 | Simpang Ulim | 0.00 | 0.00 | 0.00 | 0.00 | 0.00 |
| 24 | Madat | 0.00 | 0.00 | 0.00 | 0.00 | 0.00 |
| | 2017 | 0.45 | 22.30 | 2.85 | 25.60 | 11.14 |
| | 2016 | 0.45 | 22.30 | 2.85 | 25.60 | 11.13 |
| | 2015 | 0.45 | 22.30 | 2.85 | 25.60 | 11.15 |

Sumber: Dinas Perkebunan dan Peternakan

Source: Department of Plantation and Livestock

TBM: Tanaman Belum Menghasilkan/ Not Yet Productive

TM: Tanaman menghasilkan/ Productive

TR: Tanaman rusak / Unproductive

Tabel 5.3.8 Luas Tanaman dan Produksi Pinang (Tanaman Perkebunan Rakyat), 2017
Table 5.3.8 Planted Area and Production of Areca (Smallholders Estates), 2017

| | Kecamatan Subdistrict | Luas Tanam/Plant Area (Ha) | | | Jumlah Total | Produksi Production (Ton) |
|-------------|--------------------------|----------------------------|-----------------|---------------|-----------------|---------------------------------|
| | | TBM | TM | TR | | |
| | (1) | (2) | (3) | (4) | (5) | (6) |
| 1 | Serbajadi | 10.00 | 130.00 | 7.00 | 147.00 | 88.79 |
| 2 | Simpang Jernih | 5.00 | 50.00 | 2.00 | 57.00 | 34.50 |
| 3 | Peunaron | 20.00 | 180.00 | 23.00 | 223.00 | 109.80 |
| 4 | Birem Bayeun | 6.00 | 84.00 | 4.00 | 94.00 | 59.14 |
| 5 | Rantau Selamat | 4.00 | 18.00 | 1.00 | 23.00 | 12.29 |
| 6 | Sungai Raya | 7.50 | 105.00 | 5.00 | 117.50 | 73.50 |
| 7 | Peureulak | 12.00 | 175.00 | 7.00 | 194.00 | 123.90 |
| 8 | Peureulak Timur | 5.00 | 55.00 | 3.00 | 63.00 | 37.13 |
| 9 | Peureulak Barat | 3.00 | 22.00 | 1.00 | 26.00 | 15.25 |
| 10 | Ranto Peureulak | 14.00 | 178.00 | 8.00 | 200.00 | 113.03 |
| 11 | Idi Rayeuk | 2.00 | 43.00 | 3.00 | 48.00 | 28.51 |
| 12 | Peudawa | 6.00 | 73.00 | 4.00 | 83.00 | 50.01 |
| 13 | Banda Alam | 9.00 | 118.00 | 6.00 | 133.00 | 83.19 |
| 14 | Idi Tunong | 5.50 | 76.00 | 3.00 | 84.50 | 52.21 |
| 15 | Darul Ihsan | 2.00 | 37.00 | 2.00 | 41.00 | 25.46 |
| 16 | Idi Timur | 3.00 | 44.00 | 3.00 | 50.00 | 26.36 |
| 17 | Darul Aman | 11.00 | 146.00 | 5.00 | 162.00 | 103.95 |
| 18 | Nurussalam | 1.00 | 18.00 | 2.00 | 21.00 | 11.92 |
| 19 | Darul Falah | 3.50 | 10.00 | 1.50 | 15.00 | 6.65 |
| 20 | Julok | 2.50 | 29.00 | 1.00 | 32.50 | 19.29 |
| 21 | Indra Makmur | 11.00 | 98.00 | 17.00 | 126.00 | 67.62 |
| 22 | Pante Bidari | 42.00 | 466.00 | 20.00 | 528.00 | 328.53 |
| 23 | Simpang Ulim | 7.50 | 140.00 | 7.00 | 154.50 | 89.74 |
| 24 | Madat | 5.00 | 77.00 | 0.00 | 82.00 | 52.51 |
| 2017 | | 197.50 | 2 372.00 | 135.50 | 2 705.00 | 1 613.28 |
| 2016 | | 197.00 | 2 372.00 | 135.50 | 2 704.50 | 1 613.27 |
| 2015 | | 193.00 | 2 371.50 | 140.00 | 2 704.50 | 1 612.56 |

Sumber: Dinas Perkebunan dan Peternakan
 Source: Department of Plantation and Livestock
 TBM: Tanaman Belum Menghasilkan/ Not Yet Productive
 TM: Tanaman menghasilkan/ Productive
 TR: Tanaman rusak / Unproductive

Tabel
Table 5.3.9

**Luas Tanaman dan Produksi Kakao (Tanaman Perkebunan Rakyat),
2017**
**Planted Area and Production of Palm Cocoa (Smallholders
Estates), 2017**

| | Kecamatan Subdistrict | Luas Tanam/Plant Area (Ha) | | | | Produksi Production (Ton) |
|----|--------------------------|----------------------------|-----------------|-----------------|------------------|---------------------------------|
| | | TBM | TM | TR | Jumlah Total | |
| | (1) | (2) | (3) | (4) | (5) | (6) |
| 1 | Serbajadi | 138.00 | 762.00 | 75.00 | 975.00 | 560.07 |
| 2 | Simpang Jernih | 12.50 | 57.00 | 10.00 | 79.50 | 44.75 |
| 3 | Peunaron | 452.00 | 1 155.00 | 21.00 | 1 628.00 | 984.06 |
| 4 | Birem Bayeun | 14.00 | 156.00 | 56.00 | 226.00 | 137.28 |
| 5 | Rantau Selamat | 12.00 | 74.00 | 20.00 | 106.00 | 60.31 |
| 6 | Sungai Raya | 40.00 | 184.00 | 45.00 | 269.00 | 145.36 |
| 7 | Peureulak | 44.00 | 170.00 | 46.00 | 260.00 | 132.60 |
| 8 | Peureulak Timur | 65.00 | 59.00 | 36.00 | 160.00 | 50.62 |
| 9 | Peureulak Barat | 21.00 | 44.00 | 11.00 | 76.00 | 33.22 |
| 10 | Ranto Peureulak | 969.00 | 2 640.00 | 136.00 | 3 745.00 | 2 059.20 |
| 11 | Idi Rayeuk | 1.00 | 35.00 | 7.00 | 43.00 | 29.40 |
| 12 | Peudawa | 90.00 | 1 060.00 | 317.00 | 1 467.00 | 789.70 |
| 13 | Banda Alam | 35.00 | 493.00 | 145.00 | 673.00 | 364.82 |
| 14 | Idi Tunong | 26.00 | 178.00 | 42.00 | 246.00 | 145.96 |
| 15 | Darul Ihsan | 96.00 | 625.00 | 194.00 | 915.00 | 512.50 |
| 16 | Idi Timur | 128.00 | 80.00 | 15.00 | 223.00 | 72.80 |
| 17 | Darul Aman | 110.00 | 255.00 | 62.00 | 427.00 | 223.13 |
| 18 | Nurussalam | 12.00 | 22.00 | 5.00 | 39.00 | 20.13 |
| 19 | Darul Falah | 5.00 | 23.00 | 10.00 | 38.00 | 17.92 |
| 20 | Julok | 56.00 | 20.00 | 5.00 | 81.00 | 17.40 |
| 21 | Indra Makmur | 30.50 | 61.00 | 5.00 | 96.50 | 50.75 |
| 22 | Pante Bidari | 513.00 | 276.00 | 18.00 | 807.00 | 259.44 |
| 23 | Simpang Ulim | 12.00 | 61.00 | 10.00 | 83.00 | 50.02 |
| 24 | Madat | 16.00 | 58.00 | 8.00 | 82.00 | 45.53 |
| | 2017 | 2 898.00 | 8 548.00 | 1 299.00 | 12 745.00 | 6 806.97 |
| | 2016 | 2 960.50 | 8 287.50 | 1 282.00 | 12 530.00 | 6 787.03 |
| | 2015 | 2 956.00 | 8 514.00 | 1 287.00 | 12 757.00 | 6 793.14 |

Sumber: Dinas Perkebunan dan Peternakan
Source: Department of Plantation and Livestock
TBM: Tanaman Belum Menghasilkan/ Not Yet Productive
TM: Tanaman menghasilkan/ Productive
TR: Tanaman rusak / Unproductive

**Luas Tanaman dan Produksi Lada (Tanaman Perkebunan Rakyat),
2017**
**Planted Area and Production of Pepper (Smallholders Estates),
2017**

Tabel
Table 5.3.10

| | Kecamatan Subdistrict | Luas Tanam/Plant Area (Ha) | | | Jumlah Total | Produksi Production (Ton) |
|-------------|--------------------------|----------------------------|--------------|-------------|-----------------|---------------------------------|
| | | TBM | TM | TR | | |
| | (1) | (2) | (3) | (4) | (5) | (6) |
| 1 | Serbajadi | 0.00 | 0.00 | 0.00 | 0.00 | 0.00 |
| 2 | Simpang Jernih | 0.00 | 0.00 | 0.00 | 0.00 | 0.00 |
| 3 | Peunaron | 0.00 | 0.00 | 0.00 | 0.00 | 0.00 |
| 4 | Birem Bayeun | 0.25 | 1.00 | 0.00 | 1.25 | 0.29 |
| 5 | Rantau Selamat | 0.00 | 0.00 | 0.00 | 0.00 | 0.00 |
| 6 | Sungai Raya | 0.00 | 0.00 | 0.00 | 0.00 | 0.00 |
| 7 | Peureulak | 0.10 | 0.00 | 0.00 | 0.10 | 0.00 |
| 8 | Peureulak Timur | 0.00 | 0.00 | 0.00 | 0.00 | 0.00 |
| 9 | Peureulak Barat | 0.00 | 0.00 | 0.00 | 0.00 | 0.00 |
| 10 | Ranto Peureulak | 0.00 | 0.00 | 0.00 | 0.00 | 0.00 |
| 11 | Idi Rayeuk | 0.00 | 0.00 | 0.00 | 0.00 | 0.00 |
| 12 | Peudawa | 0.00 | 0.00 | 0.00 | 0.00 | 0.00 |
| 13 | Banda Alam | 0.00 | 0.00 | 0.00 | 0.00 | 0.00 |
| 14 | Idi Tunong | 0.20 | 0.80 | 0.10 | 1.10 | 0.24 |
| 15 | Darul Ihsan | 2.50 | 2.40 | 0.30 | 5.20 | 0.72 |
| 16 | Idi Timur | 0.00 | 0.00 | 0.00 | 0.00 | 0.00 |
| 17 | Darul Aman | 0.00 | 0.00 | 0.00 | 0.00 | 0.00 |
| 18 | Nurussalam | 0.00 | 0.00 | 0.00 | 0.00 | 0.00 |
| 19 | Darul Falah | 0.00 | 0.00 | 0.00 | 0.00 | 0.00 |
| 20 | Julok | 0.00 | 0.00 | 0.00 | 0.00 | 0.00 |
| 21 | Indra Makmur | 0.00 | 0.00 | 0.00 | 0.00 | 0.00 |
| 22 | Pante Bidari | 0.00 | 0.50 | 0.20 | 0.70 | 0.15 |
| 23 | Simpang Ulim | 0.00 | 6.00 | 1.00 | 7.00 | 2.09 |
| 24 | Madat | 0.00 | 0.00 | 0.00 | 0.00 | 0.00 |
| 2017 | | 3.05 | 10.70 | 1.60 | 15.35 | 3.49 |
| 2016 | | 0.95 | 10.70 | 1.60 | 13.25 | 3.49 |
| 2015 | | 0.35 | 10.70 | 1.60 | 12.65 | 3.49 |

Sumber: Dinas Perkebunan dan Peternakan

Source: Department of Plantation and Livestock

TBM: Tanaman Belum Menghasilkan/ Not Yet Productive

TM: Tanaman menghasilkan/ Productive

TR: Tanaman rusak / Unproductive

Tabel 5.3.11 Luas Tanaman dan Produksi Kemiri (Tanaman Perkebunan Rakyat), 2017
Table 5.3.11 Planted Area and Production of Candle Nut (Smallholders Estates), 2017

| | Kecamatan Subdistrict | Luas Tanam/Plant Area (Ha) | | | Jumlah Total | Produksi Production (Ton) |
|----|--------------------------|----------------------------|---------------|--------------|-----------------|---------------------------------|
| | | TBM | TM | TR | | |
| | (1) | (2) | (3) | (4) | (5) | (6) |
| 1 | Serbajadi | 0.00 | 2.00 | 0.00 | 2.00 | 0.52 |
| 2 | Simpang Jernih | 0.00 | 0.00 | 0.00 | 0.00 | 0.00 |
| 3 | Peunaron | 0.00 | 1.30 | 0.20 | 1.50 | 0.34 |
| 4 | Birem Bayeun | 0.50 | 5.50 | 0.50 | 6.50 | 1.16 |
| 5 | Rantau Selamat | 0.00 | 2.50 | 0.50 | 3.00 | 0.64 |
| 6 | Sungai Raya | 0.00 | 13.00 | 0.50 | 13.50 | 2.68 |
| 7 | Peureulak | 0.00 | 1.50 | 0.50 | 2.00 | 0.39 |
| 8 | Peureulak Timur | 0.00 | 13.00 | 2.00 | 15.00 | 3.19 |
| 9 | Peureulak Barat | 0.00 | 0.00 | 0.00 | 0.00 | 0.00 |
| 10 | Ranto Peureulak | 0.00 | 49.00 | 51.00 | 100.00 | 12.54 |
| 11 | Idi Rayeuk | 0.00 | 0.00 | 0.00 | 0.00 | 0.00 |
| 12 | Peudawa | 0.00 | 0.00 | 0.00 | 0.00 | 0.00 |
| 13 | Banda Alam | 0.00 | 0.00 | 0.00 | 0.00 | 0.00 |
| 14 | Idi Tunong | 0.00 | 2.50 | 2.00 | 4.50 | 0.53 |
| 15 | Darul Ihsan | 0.00 | 6.00 | 0.50 | 6.50 | 1.20 |
| 16 | Idi Timur | 0.00 | 0.00 | 0.00 | 0.00 | 0.00 |
| 17 | Darul Aman | 0.00 | 2.50 | 0.50 | 3.00 | 0.90 |
| 18 | Nurussalam | 0.00 | 1.70 | 0.30 | 2.00 | 0.48 |
| 19 | Darul Falah | 0.00 | 1.80 | 0.20 | 2.00 | 0.54 |
| 20 | Julok | 0.00 | 43.00 | 5.00 | 48.00 | 7.83 |
| 21 | Indra Makmur | 0.00 | 0.00 | 0.00 | 0.00 | 0.00 |
| 22 | Pante Bidari | 0.00 | 54.00 | 1.00 | 55.00 | 12.31 |
| 23 | Simpang Ulim | 0.00 | 0.00 | 0.00 | 0.00 | 0.00 |
| 24 | Madat | 0.00 | 0.00 | 0.00 | 0.00 | 0.00 |
| | 2017 | 0.50 | 199.30 | 64.70 | 264.50 | 45.25 |
| | 2016 | 0.50 | 199.30 | 64.70 | 264.50 | 48.22 |
| | 2015 | --- | 199.50 | 64.80 | 264.80 | 45.25 |

Sumber: Dinas Perkebunan dan Peternakan

Source: Department of Plantation and Livestock

TBM: Tanaman Belum Menghasilkan/ Not Yet Productive

TM: Tanaman menghasilkan/ Productive

TR: Tanaman rusak / Unproductive

Tabel 5.3.12 Luas Tanaman dan Produksi Tebu (Tanaman Perkebunan Rakyat), 2017
Table 5.3.12 Planted Area and Production of Sugar Cane (Smallholders Estates), 2017

| | Kecamatan Subdistrict | Luas Tanam/Plant Area (Ha) | | | Jumlah Total | Produksi Production (Ton) |
|-------------|--------------------------|----------------------------|--------------|-------------|-----------------|---------------------------------|
| | | TBM | TM | TR | | |
| | (1) | (2) | (3) | (4) | (5) | (6) |
| 1 | Serbajadi | 0.00 | 0.00 | 0.00 | 0.00 | 0.00 |
| 2 | Simpang Jernih | 0.00 | 0.00 | 0.00 | 0.00 | 0.00 |
| 3 | Peunaron | 0.00 | 0.00 | 0.00 | 0.00 | 0.00 |
| 4 | Birem Bayeun | 0.00 | 3.00 | 0.00 | 3.00 | 90.00 |
| 5 | Rantau Selamat | 0.00 | 2.00 | 0.00 | 2.00 | 60.00 |
| 6 | Sungai Raya | 0.00 | 2.50 | 0.00 | 2.50 | 75.00 |
| 7 | Peureulak | 0.00 | 2.00 | 0.00 | 2.00 | 60.00 |
| 8 | Peureulak Timur | 0.00 | 3.00 | 0.00 | 3.00 | 90.00 |
| 9 | Peureulak Barat | 0.00 | 2.00 | 0.00 | 2.00 | 60.00 |
| 10 | Ranto Peureulak | 0.00 | 2.00 | 0.00 | 2.00 | 60.00 |
| 11 | Idi Rayeuk | 0.00 | 1.50 | 0.00 | 1.50 | 45.00 |
| 12 | Peudawa | 0.00 | 0.00 | 0.00 | 0.00 | 0.00 |
| 13 | Banda Alam | 0.00 | 0.50 | 0.00 | 0.50 | 15.00 |
| 14 | Idi Tunong | 0.00 | 1.00 | 0.00 | 1.00 | 30.00 |
| 15 | Darul Ihsan | 0.00 | 1.50 | 0.00 | 1.50 | 45.00 |
| 16 | Idi Timur | 0.00 | 1.50 | 0.00 | 1.50 | 45.00 |
| 17 | Darul Aman | 0.00 | 0.00 | 0.00 | 0.00 | 0.00 |
| 18 | Nurussalam | 0.00 | 0.00 | 0.00 | 0.00 | 0.00 |
| 19 | Darul Falah | 0.00 | 0.00 | 0.00 | 0.00 | 0.00 |
| 20 | Julok | 0.00 | 0.00 | 0.00 | 0.00 | 0.00 |
| 21 | Indra Makmur | 0.00 | 0.00 | 0.00 | 0.00 | 0.00 |
| 22 | Pante Bidari | 0.00 | 0.00 | 0.00 | 0.00 | 0.00 |
| 23 | Simpang Ulim | 0.00 | 0.50 | 0.00 | 0.50 | 15.00 |
| 24 | Madat | 0.00 | 1.50 | 0.00 | 1.50 | 45.00 |
| 2017 | | 0.00 | 24.50 | 0.00 | 24.50 | 735.00 |
| 2016 | | 0.00 | 22.00 | 0.00 | 22.00 | 1 440.00 |
| 2015 | | 0.00 | 24.80 | 0.00 | 24.80 | 1 366.23 |

Sumber: Dinas Perkebunan dan Peternakan
 Source: Department of Plantation and Livestock
 TBM: Tanaman Belum Menghasilkan/ Not Yet Productive
 TM: Tanaman menghasilkan/ Productive
 TR: Tanaman rusak / Unproductive

Tabel 5.3.13 Luas Tanaman dan Produksi Tembakau (Tanaman Perkebunan Rakyat), 2017
Table 5.3.13 Planted Area and Production of Tobacco (Smallholders Estates), 2017

| | Kecamatan Subdistrict | Luas Tanam/Plant Area (Ha) | | | Jumlah Total | Produksi Production (Ton) |
|----|--------------------------|----------------------------|--------------|--------------|-----------------|---------------------------------|
| | | TBM | TM | TR | | |
| | (1) | (2) | (3) | (4) | (5) | (6) |
| 1 | Serbajadi | 0.00 | 0.00 | 0.00 | 0.00 | 0.00 |
| 2 | Simpang Jernih | 0.00 | 0.00 | 0.00 | 0.00 | 0.00 |
| 3 | Peunaron | 0.00 | 0.00 | 0.00 | 0.00 | 0.00 |
| 4 | Birem Bayeun | 0.00 | 0.00 | 0.00 | 0.00 | 0.00 |
| 5 | Rantau Selamat | 0.00 | 0.00 | 0.00 | 0.00 | 0.00 |
| 6 | Sungai Raya | 0.00 | 4.00 | 1.00 | 5.00 | 5.00 |
| 7 | Peureulak | 0.00 | 0.00 | 0.00 | 0.00 | 0.00 |
| 8 | Peureulak Timur | 0.00 | 22.00 | 11.00 | 33.00 | 27.50 |
| 9 | Peureulak Barat | 0.00 | 0.00 | 0.00 | 0.00 | 0.00 |
| 10 | Ranto Peureulak | 0.00 | 0.00 | 0.00 | 0.00 | 0.00 |
| 11 | Idi Rayeuk | 0.00 | 0.00 | 0.00 | 0.00 | 0.00 |
| 12 | Peudawa | 0.00 | 0.00 | 0.00 | 0.00 | 0.00 |
| 13 | Banda Alam | 0.00 | 0.00 | 0.00 | 0.00 | 0.00 |
| 14 | Idi Tunong | 0.00 | 0.00 | 0.00 | 0.00 | 0.00 |
| 15 | Darul Ihsan | 0.00 | 0.00 | 0.00 | 0.00 | 0.00 |
| 16 | Idi Timur | 0.00 | 0.00 | 0.00 | 0.00 | 0.00 |
| 17 | Darul Aman | 0.00 | 0.00 | 0.00 | 0.00 | 0.00 |
| 18 | Nurussalam | 0.00 | 0.00 | 0.00 | 0.00 | 0.00 |
| 19 | Darul Falah | 0.00 | 0.00 | 0.00 | 0.00 | 0.00 |
| 20 | Julok | 0.00 | 0.00 | 0.00 | 0.00 | 0.00 |
| 21 | Indra Makmur | 0.00 | 0.00 | 0.00 | 0.00 | 0.00 |
| 22 | Pante Bidari | 0.00 | 0.00 | 0.00 | 0.00 | 0.00 |
| 23 | Simpang Ulim | 0.00 | 0.00 | 0.00 | 0.00 | 0.00 |
| 24 | Madat | 0.00 | 0.00 | 0.00 | 0.00 | 0.00 |
| | 2017 | 0.00 | 26.00 | 12.00 | 38.00 | 32.50 |
| | 2016 | 20.00 | 0.00 | 20.00 | 40.00 | 0.00 |
| | 2015 | 0.00 | 15.20 | 0.00 | 15.20 | 19.00 |

Sumber: Dinas Perkebunan dan Peternakan

Source: Department of Plantation and Livestock

TBM: Tanaman Belum Menghasilkan/ Not Yet Productive

TM: Tanaman menghasilkan/ Productive

TR: Tanaman rusak / Unproductive

Tabel 5.3.14 Luas Tanaman dan Produksi Aren (Tanaman Perkebunan Rakyat), 2017
Table 5.3.14 Planted Area and Production of Palm Sugar (Smallholders Estates), 2017

| | Kecamatan Subdistrict | Luas Tanam/Plant Area (Ha) | | | Jumlah Total | Produksi Production (Ton) |
|-------------|--------------------------|----------------------------|--------------|-------------|-----------------|---------------------------------|
| | | TBM | TM | TR | | |
| | (1) | (2) | (3) | (4) | (5) | (6) |
| 1 | Serbajadi | 0.50 | 6.00 | 0.50 | 7.00 | 3.02 |
| 2 | Simpang Jernih | 4.00 | 6.00 | 0.50 | 10.50 | 3.34 |
| 3 | Peunaron | 1.50 | 7.00 | 0.00 | 8.50 | 3.99 |
| 4 | Birem Bayeun | 0.00 | 0.00 | 0.00 | 0.00 | 0.00 |
| 5 | Rantau Selamat | 0.00 | 0.00 | 0.00 | 0.00 | 0.00 |
| 6 | Sungai Raya | 0.30 | 1.80 | 0.00 | 2.10 | 0.92 |
| 7 | Peureulak | 0.50 | 2.25 | 3.00 | 5.75 | 1.14 |
| 8 | Peureulak Timur | 0.00 | 0.00 | 0.00 | 0.00 | 0.00 |
| 9 | Peureulak Barat | 0.00 | 0.00 | 0.00 | 0.00 | 0.00 |
| 10 | Ranto Peureulak | 0.00 | 0.00 | 0.00 | 0.00 | 0.00 |
| 11 | Idi Rayeuk | 0.00 | 0.00 | 0.00 | 0.00 | 0.00 |
| 12 | Peudawa | 0.00 | 0.00 | 0.00 | 0.00 | 0.00 |
| 13 | Banda Alam | 0.00 | 0.00 | 0.00 | 0.00 | 0.00 |
| 14 | Idi Tunong | 0.00 | 0.00 | 0.00 | 0.00 | 0.00 |
| 15 | Darul Ihsan | 0.30 | 0.00 | 0.00 | 0.30 | 0.91 |
| 16 | Idi Timur | 0.00 | 0.00 | 0.00 | 0.00 | 0.00 |
| 17 | Darul Aman | 0.00 | 0.00 | 0.00 | 0.00 | 0.00 |
| 18 | Nurussalam | 0.00 | 0.00 | 0.00 | 0.00 | 0.00 |
| 19 | Darul Falah | 0.00 | 0.00 | 0.00 | 0.00 | 0.00 |
| 20 | Julok | 0.00 | 0.00 | 0.00 | 0.00 | 0.00 |
| 21 | Indra Makmur | 0.00 | 0.00 | 0.00 | 0.00 | 0.00 |
| 22 | Pante Bidari | 2.50 | 18.00 | 0.50 | 21.00 | 9.04 |
| 23 | Simpang Ulim | 0.00 | 0.00 | 0.00 | 0.00 | 0.00 |
| 24 | Madat | 0.00 | 0.00 | 0.00 | 0.00 | 0.00 |
| 2017 | | 9.60 | 41.05 | 4.50 | 55.15 | 22.36 |
| 2016 | | 9.60 | 42.85 | 4.50 | 56.95 | 22.35 |
| 2015 | | 8.60 | 42.85 | 4.50 | 55.95 | 22.34 |

Sumber: Dinas Perkebunan dan Peternakan
 Source: Department of Plantation and Livestock
 TBM: Tanaman Belum Menghasilkan/ Not Yet Productive
 TM: Tanaman menghasilkan/ Productive
 TR: Tanaman rusak / Unproductive

5.4 PETERNAKAN/LIVESTOCK

**Populasi Ternak Menurut Kecamatan dan Jenis Ternak di
Kabupaten Aceh Timur, 2017**

Tabel 5.4.1
Table 5.4.1 Livestock Population by Subdistrict and Kind of Livestock in Aceh Timur Regency, 2017

| Kecamatan Subdistrict | Sapi Potong Beef Cattle | Kerbau Buffalo | Kambing Goat | Domba Sheep |
|--------------------------|----------------------------|-------------------|-----------------|----------------|
| (1) | (2) | (3) | (4) | (5) |
| 1 Serba Jadi | 18 | 113 | 423 | 306 |
| 2 Simpang Jernih | 286 | 368 | 613 | 410 |
| 3 Peunaron | 309 | 61 | 1 557 | 84 |
| 4 Birem Bayeun | 4 998 | 3 004 | 1 378 | 1 434 |
| 5 Rantau Selamat | 2 149 | 6 | 1 686 | 309 |
| 6 Sungai Raya | 2 394 | 67 | 2 311 | 62 |
| 7 Peureulak | 15 499 | 1 070 | 38 342 | 353 |
| 8 Peureulak Timur | 2 995 | 132 | 6 260 | 322 |
| 9 Peureulak Barat | 3 511 | 311 | 1 369 | 939 |
| 10 Rantau Peureulak | 2 314 | 2 293 | 961 | 884 |
| 11 Idi Rayeuk | 2 290 | 255 | 1 687 | 120 |
| 12 Peudawa | 5 943 | 2 643 | 6 388 | 1 948 |
| 13 Banda Alam | 1 018 | 49 | 777 | 75 |
| 14 Idi Tunong | 964 | 174 | 713 | 176 |
| 15 Darul Ihsan | 1 891 | 369 | 2 909 | 134 |
| 16 Idi Timur | 1 330 | 814 | 1 245 | 183 |
| 17 Darul Aman | 772 | 386 | 1 206 | 175 |
| 18 Nurussalam | 1 365 | 813 | 973 | 167 |
| 19 Darul Falah | 246 | 265 | 1 179 | 1 195 |
| 20 Julok | 3 689 | 124 | 1 335 | 118 |
| 21 Indra Makmur | 1 526 | 37 | 3 650 | 2 671 |
| 22 Pante Bidari | 4 251 | 78 | 4 478 | 936 |
| 23 Simpang Ulim | 2 084 | 148 | 1 480 | 255 |
| 24 Madat | 3 626 | 48 | 5 324 | 611 |
| 2017 | 65 468 | 13 628 | 88 244 | 13 867 |
| 2016 | 64 809 | 13 494 | 87 370 | 13 727 |
| 2015 | 64 169 | 10 412 | 86 502 | 13 591 |

Sumber: Dinas Perkebunan dan Peternakan Kabupaten Aceh Timur

Source: Department of Plantation and Livestock of Aceh Timur Regency

Populasi Unggas Menurut Kecamatan dan Jenis Unggas di Kabupaten Aceh Timur, 2017

Tabel 5.4.2 *Poultry Population by Subdistrict and Kind of Poultry in Aceh Timur Regency, 2017*

| Kecamatan <i>Subdistrict</i> | Ayam Buras <i>Chicken</i> | Ayam Pedaging <i>Broiler</i> | Ayam Petelur <i>Layer</i> | Itik/Itik Manila <i>Duck/Muscovy Duck</i> |
|---------------------------------|------------------------------|---------------------------------|------------------------------|--|
| (1) | (2) | (3) | (4) | (5) |
| 1 Serba Jadi | 2 326 | 7 141 | 0 | 1 486 |
| 2 Simpang Jernih | 19 892 | 12 156 | 0 | 2 985 |
| 3 Peunaron | 1 970 | 10 201 | 0 | 643 |
| 4 Birem Bayeun | 5 101 | 39 784 | 0 | 3 297 |
| 5 Rantau Selamat | 2 081 | 15 551 | 202 | 749 |
| 6 Sungai Raya | 13 261 | 17 342 | 0 | 8 405 |
| 7 Peureulak | 14 518 | 24 461 | 0 | 6 036 |
| 8 Peureulak Timur | 3 765 | 11 544 | 303 | 538 |
| 9 Peureulak Barat | 668 | 16 802 | 0 | 1 463 |
| 10 Rantau Peureulak | 11 630 | 12 236 | 0 | 763 |
| 11 Idi Rayeuk | 13 261 | 16 322 | 0 | 9 112 |
| 12 Peudawa | 56 637 | 20 402 | 0 | 6 900 |
| 13 Banda Alam | 364 | 11 087 | 0 | 614 |
| 14 Idi Tunong | 101 | 13 053 | 0 | 341 |
| 15 Darul Ihsan | 5 101 | 11 442 | 0 | 2 155 |
| 16 Idi Timur | 5 407 | 11 432 | 0 | 2 787 |
| 17 Darul Aman | 213 | 15 968 | 0 | 407 |
| 18 Nurussalam | 306 | 11 047 | 0 | 320 |
| 19 Darul Falah | 197 | 11 292 | 0 | 493 |
| 20 Julok | 3 672 | 16 322 | 0 | 4 828 |
| 21 Indra Makmur | 6 223 | 11 952 | 0 | 637 |
| 22 Pante Bidari | 6 604 | 11 912 | 0 | 475 |
| 23 Simpang Ulim | 9 548 | 11 034 | 0 | 1 207 |
| 24 Madat | 15 302 | 17 944 | 0 | 3 631 |
| 2017 | 198 148 | 358 427 | 505 | 60 272 |
| 2016 | 196 083 | 354 879 | 500 | 59 676 |
| 2015 | 194 141 | 351 365 | 101 191 | 59 088 |

Sumber: Dinas Perkebunan dan Peternakan Kabupaten Aceh Timur

Source: Department of Plantation and Livestock of Aceh Timur Regency

Tabel 5.4.3 Jumlah Ternak yang Dipotong Menurut Kecamatan dan Jenis Ternak di Kabupaten Aceh Timur, 2017
Table 5.4.3 Livestock Slaughtered by Sub District and Kind of Livestock in Aceh Timur Regency, 2017

| Kecamatan Subdistrict | Sapi Potong Beef Cattle | Kerbau Buffalo | Kambing Goat | Domba Sheep |
|--------------------------|----------------------------|-------------------|-----------------|----------------|
| (1) | (2) | (3) | (4) | (5) |
| 1 Serba Jadi | 9 | 11 | 56 | 18 |
| 2 Simpang Jernih | 19 | 6 | 68 | 20 |
| 3 Peunaron | 35 | 4 | 211 | 25 |
| 4 Birem Bayeun | 563 | 33 | 993 | 475 |
| 5 Rantau Selamat | 94 | 0 | 83 | 0 |
| 6 Sungai Raya | 132 | 0 | 160 | 0 |
| 7 Peureulak | 789 | 18 | 1 033 | 40 |
| 8 Peureulak Timur | 366 | 86 | 331 | 44 |
| 9 Peureulak Barat | 59 | 16 | 94 | 3 |
| 10 Rantau Peureulak | 254 | 28 | 539 | 0 |
| 11 Idi Rayeuk | 649 | 8 | 627 | 6 |
| 12 Peudawa | 564 | 0 | 685 | 415 |
| 13 Banda Alam | 123 | 0 | 49 | 19 |
| 14 Idi Tunong | 188 | 12 | 312 | 18 |
| 15 Darul Ihsan | 329 | 78 | 471 | 116 |
| 16 Idi Timur | 118 | 19 | 117 | 29 |
| 17 Darul Aman | 372 | 0 | 57 | 14 |
| 18 Nurussalam | 114 | 5 | 166 | 21 |
| 19 Darul Falah | 158 | 4 | 214 | 81 |
| 20 Julok | 652 | 6 | 1 164 | 91 |
| 21 Indra Makmur | 217 | 0 | 147 | 59 |
| 22 Pante Bidari | 277 | 0 | 263 | 10 |
| 23 Simpang Ulim | 70 | 0 | 110 | 7 |
| 24 Madat | 1 961 | 39 | 2 355 | 113 |
| 2017 | 8 112 | 373 | 10 305 | 1 624 |
| 2016 | 8 716 | 286 | 9 892 | 1 408 |
| 2015 | 5 708 | 253 | 7 511 | 1 125 |

Sumber: Dinas Perkebunan dan Peternakan Kabupaten Aceh Timur

Source: Department of Plantation and Livestock of Aceh Timur Regency

Tabel 5.4.4 Jumlah Petugas Peternakan Menurut Kecamatan, 2017
Table Number of Animal Husbandary Officials by Sub District, 2017

| Kecamatan Subdistrict | Mantri Hewan | Sarjana Peternakan | Dokter Hewan | Jumlah |
|--------------------------|--------------|-----------------------|--------------|-----------|
| (1) | (2) | (3) | (4) | (5) |
| 1 Serbajadi | 1 | - | - | 1 |
| 2 Simpang Jernih | 3 | - | - | 3 |
| 3 Peunaron | 1 | - | - | 1 |
| 4 Birem Bayeun | 2 | - | - | 2 |
| 5 Rantau Selamat | 3 | 1 | - | 4 |
| 6 Sungai Raya | 3 | - | - | 3 |
| 7 Peureulak | 3 | - | - | 3 |
| 8 Peureulak Timur | 4 | - | 1 | 5 |
| 9 Peureulak Barat | 10 | 3 | 2 | 15 |
| 10 Ranto Peureulak | 1 | 2 | - | 3 |
| 11 Idi Rayeuk | 1 | 2 | 2 | 5 |
| 12 Peudawa | 1 | 1 | - | 2 |
| 13 Banda Alam | 0 | 1 | - | 1 |
| 14 Idi Tunong | 1 | - | 1 | 2 |
| 15 Darul Ihsan | 2 | - | - | 2 |
| 16 Idi Timur | 1 | 1 | - | 2 |
| 17 Darul Aman | 1 | - | - | 1 |
| 18 Nurussalam | 4 | 1 | 1 | 6 |
| 19 Darul Falah | 1 | - | - | 1 |
| 20 Julok | 1 | 1 | - | 2 |
| 21 Indra Makmur | 1 | - | - | 1 |
| 22 Pante Bidari | 1 | - | - | 1 |
| 23 Simpang Ulim | 5 | 2 | - | 7 |
| 24 Madat | 2 | - | - | 2 |
| 2017 | 53 | 15 | 7 | 75 |
| 2016 | 53 | 15 | 7 | 75 |
| 2015 | 15 | 11 | 1 | 47 |

Sumber : Dinas Perkebunan dan Peternakan Kabupaten Aceh Timur
 Source : Department of Plantation and Livestock of Aceh Timur Regency

Tabel
Table

5.4.5

Jumlah Peternak dan Kelompok Ternak Berdasarkan Jenis Hewan Ternak Menurut Kecamatan, 2017
Number of Animal Husbandary and Husbandary Group by Sub District, 2017

| Kecamatan <i>Subdistrict</i> | Sapi Potong <i>Beef Cattle</i> | Kerbau <i>Buffalo</i> | Kambing <i>Goat</i> | Domba <i>Sheep</i> |
|---------------------------------|-----------------------------------|--------------------------|------------------------|-----------------------|
| (1) | (2) | (3) | (4) | (5) |
| 1 Serbajadi | 5 | 10 | 42 | 30 |
| 2 Simpang Jernih | 50 | 30 | 60 | 40 |
| 3 Peunaron | 60 | 6 | 100 | 10 |
| 4 Birem Bayeun | 230 | 110 | 90 | 143 |
| 5 Rantau Selamat | 120 | 2 | 150 | 30 |
| 6 Sungai Raya | 130 | 5 | 180 | 7 |
| 7 Peureulak | 450 | 60 | 495 | 34 |
| 8 Peureulak Timur | 135 | 12 | 142 | 32 |
| 9 Peureulak Barat | 180 | 15 | 98 | 91 |
| 10 Ranto Peureulak | 131 | 70 | 90 | 85 |
| 11 Idi Rayeuk | 129 | 35 | 92 | 11 |
| 12 Peudawa | 229 | 72 | 138 | 192 |
| 13 Banda Alam | 100 | 5 | 62 | 8 |
| 14 Idi Tunong | 80 | 10 | 60 | 18 |
| 15 Darul Ihsan | 123 | 14 | 180 | 14 |
| 16 Idi Timur | 105 | 40 | 92 | 17 |
| 17 Darul Aman | 75 | 15 | 91 | 16 |
| 18 Nurussalam | 106 | 39 | 84 | 15 |
| 19 Darul Falah | 40 | 32 | 92 | 109 |
| 20 Julok | 180 | 11 | 95 | 11 |
| 21 Indra Makmur | 110 | 5 | 192 | 260 |
| 22 Pante Bidari | 210 | 6 | 202 | 94 |
| 23 Simpang Ulim | 121 | 8 | 98 | 24 |
| 24 Madat | 182 | 4 | 197 | 62 |
| 2017 | 3,281 | 616 | 3,122 | 1,353 |
| 2016 | --- | --- | --- | --- |
| 2015 | --- | --- | --- | --- |

Sumber : Dinas Perkebunan dan Peternakan Kabupaten Aceh Timur

Source : Department of Plantation and Livestock of Aceh Timur Regency

Tabel 5.4.6 Populasi Ternak Sapi Potong Kondisi Awal dan Akhir Tahun, 2017
Table 5.4.6 Livestock Population of Cow Early and End of Year by Sub District, 2017

| Kecamatan Subdistrict | Awal Tahun Early Year | | | Akhir Tahun Last Year | | |
|--------------------------|--------------------------|------------------|-----------------|--------------------------|------------------|-----------------|
| | Jantan Male | Betina Female | Jumlah Total | Jantan Male | Betina Female | Jumlah Total |
| (1) | (2) | (3) | (4) | (5) | (6) | (7) |
| 1 Serbajadi | 3 | 13 | 16 | 4 | 14 | 18 |
| 2 Simpang Jernih | 94 | 189 | 283 | 95 | 191 | 286 |
| 3 Peunaron | 61 | 245 | 306 | 62 | 247 | 309 |
| 4 Birem Bayeun | 2323 | 2626 | 4 949 | 2346 | 2652 | 4 998 |
| 5 Rantau Selamat | 979 | 1149 | 2 128 | 989 | 1160 | 2 149 |
| 6 Sungai Raya | 778 | 1592 | 2 370 | 786 | 1608 | 2 394 |
| 7 Peureulak | 5022 | 10324 | 15 346 | 5072 | 10427 | 15 499 |
| 8 Peureulak Timur | 1268 | 1697 | 2 965 | 1281 | 1714 | 2 995 |
| 9 Peureulak Barat | 816 | 2660 | 3 476 | 824 | 2687 | 3 511 |
| 10 Ranto Peureulak | 922 | 1369 | 2 291 | 931 | 1383 | 2 314 |
| 11 Idi Rayeuk | 1086 | 1181 | 2 267 | 1097 | 1193 | 2 290 |
| 12 Peudawa | 2681 | 3203 | 5 884 | 2708 | 3235 | 5 943 |
| 13 Banda Alam | 460 | 548 | 1 008 | 465 | 553 | 1 018 |
| 14 Idi Tunong | 373 | 581 | 954 | 377 | 587 | 964 |
| 15 Darul Ihsan | 702 | 1170 | 1 872 | 709 | 1182 | 1 891 |
| 16 Idi Timur | 586 | 731 | 1 317 | 592 | 738 | 1 330 |
| 17 Darul Aman | 397 | 367 | 764 | 401 | 371 | 772 |
| 18 Nurussalam | 325 | 1027 | 1 352 | 328 | 1037 | 1 365 |
| 19 Darul Falah | 158 | 85 | 243 | 160 | 86 | 246 |
| 20 Julok | 494 | 3158 | 3 652 | 499 | 3190 | 3 689 |
| 21 Indra Makmur | 293 | 1218 | 1 511 | 296 | 1230 | 1 526 |
| 22 Pante Bidari | 1520 | 2689 | 4 209 | 1535 | 2716 | 4 251 |
| 23 Simpang Ulim | 470 | 1593 | 2 063 | 475 | 1609 | 2 084 |
| 24 Madat | 1504 | 2086 | 3 590 | 1519 | 2107 | 3 626 |
| 2017 | 23 315 | 41 501 | 64 816 | 23 551 | 41 917 | 65 468 |
| 2016 | 23 080 | 41 089 | 64 169 | 23 315 | 41 501 | 64 816 |
| 2015 | 18 912 | 32 516 | 51 428 | 23 080 | 41 089 | 64 169 |

Sumber : Dinas Perkebunan dan Peternakan Kabupaten Aceh Timur
 Source : Department of Plantation and Livestock of Aceh Timur Regency

Tabel 5.4.7 Populasi Ternak Kerbau Kondisi Awal dan Akhir Tahun, 2017
Table 5.4.7 Livestock Population of Buffalo Early and End of Year by Sub District, 2017

| Kecamatan Subdistrict | Awal Tahun Early Year | | | Akhir Tahun Last Year | | |
|--------------------------|--------------------------|------------------|-----------------|--------------------------|------------------|-----------------|
| | Jantan Male | Betina Female | Jumlah Total | Jantan Male | Betina Female | Jumlah Total |
| (1) | (2) | (3) | (4) | (5) | (6) | (7) |
| 1 Serbajadi | 68 | 44 | 112 | 69 | 44 | 113 |
| 2 Simpang Jernih | 285 | 79 | 364 | 288 | 80 | 368 |
| 3 Peunaron | 40 | 21 | 61 | 40 | 21 | 61 |
| 4 Birem Bayeun | 1,690 | 1,284 | 2 974 | 1,707 | 1,297 | 3 004 |
| 5 Rantau Selamat | 6 | - | 6 | 5 | 1 | 6 |
| 6 Sungai Raya | 33 | 34 | 67 | 33 | 34 | 67 |
| 7 Peureulak | 276 | 783 | 1 059 | 279 | 791 | 1 070 |
| 8 Peureulak Timur | 54 | 76 | 130 | 55 | 77 | 132 |
| 9 Peureulak Barat | 135 | 173 | 308 | 136 | 175 | 311 |
| 10 Ranto Peureulak | 1,058 | 1,212 | 2 270 | 1,069 | 1,224 | 2 293 |
| 11 Idi Rayeuk | 124 | 129 | 253 | 125 | 130 | 255 |
| 12 Peudawa | 1,177 | 1,440 | 2 617 | 1,189 | 1,454 | 2 643 |
| 13 Banda Alam | 14 | 35 | 49 | 14 | 35 | 49 |
| 14 Idi Tunong | 107 | 65 | 172 | 108 | 66 | 174 |
| 15 Darul Ihsan | 167 | 198 | 365 | 169 | 200 | 369 |
| 16 Idi Timur | 421 | 385 | 806 | 425 | 389 | 814 |
| 17 Darul Aman | 121 | 261 | 382 | 122 | 264 | 386 |
| 18 Nurussalam | 459 | 346 | 805 | 464 | 349 | 813 |
| 19 Darul Falah | 111 | 151 | 262 | 112 | 153 | 265 |
| 20 Julok | 46 | 77 | 123 | 46 | 78 | 124 |
| 21 Indra Makmur | 15 | 22 | 37 | 15 | 22 | 37 |
| 22 Pante Bidari | 39 | 39 | 78 | 39 | 39 | 78 |
| 23 Simpang Ulim | 58 | 88 | 146 | 59 | 89 | 148 |
| 24 Madat | 27 | 21 | 48 | 27 | 21 | 48 |
| 2017 | 6 531 | 6 963 | 13 494 | 6 595 | 7 033 | 13 628 |
| 2016 | 4 585 | 5 827 | 10 412 | 6 531 | 6 963 | 13 494 |
| 2015 | 6 598 | 7 844 | 14 442 | 4 585 | 5 827 | 10 412 |

Sumber : Dinas Perkebunan dan Peternakan Kabupaten Aceh Timur

Source : Department of Plantation and Livestock of Aceh Timur Regency

Tabel 5.4.8 Populasi Ternak Kambing Kondisi Awal dan Akhir Tahun, 2017
Table 5.4.8 Livestock Population of Goat Early and End of Year by Sub District, 2017

| Kecamatan Subdistrict | Awal Tahun Early Year | | | Akhir Tahun Last Year | | |
|--------------------------|--------------------------|------------------|-----------------|--------------------------|------------------|-----------------|
| | Jantan Male | Betina Female | Jumlah Total | Jantan Male | Betina Female | Jumlah Total |
| (1) | (2) | (3) | (4) | (5) | (6) | (7) |
| 1 Serbajadi | 175 | 244 | 419 | 177 | 246 | 423 |
| 2 Simpang Jernih | 237 | 370 | 607 | 239 | 374 | 613 |
| 3 Peunaron | 477 | 1064 | 1 541 | 482 | 1,075 | 1 557 |
| 4 Birem Bayeun | 808 | 556 | 1 364 | 816 | 562 | 1 378 |
| 5 Rantau Selamat | 979 | 690 | 1 669 | 989 | 697 | 1 686 |
| 6 Sungai Raya | 1045 | 1244 | 2 289 | 1,055 | 1,256 | 2 311 |
| 7 Peureulak | 17947 | 20016 | 37 963 | 18,126 | 20,216 | 38 342 |
| 8 Peureulak Timur | 2082 | 4116 | 6 198 | 2,103 | 4,157 | 6 260 |
| 9 Peureulak Barat | 511 | 845 | 1 356 | 516 | 853 | 1 369 |
| 10 Ranto Peureulak | 375 | 576 | 951 | 379 | 582 | 961 |
| 11 Idi Rayeuk | 871 | 799 | 1 670 | 880 | 807 | 1 687 |
| 12 Peudawa | 1977 | 4348 | 6 325 | 1,997 | 4,391 | 6 388 |
| 13 Banda Alam | 251 | 518 | 769 | 254 | 523 | 777 |
| 14 Idi Tunong | 245 | 461 | 706 | 247 | 466 | 713 |
| 15 Darul Ihsan | 1134 | 1747 | 2 881 | 1,145 | 1,764 | 2 909 |
| 16 Idi Timur | 560 | 672 | 1 232 | 566 | 679 | 1 245 |
| 17 Darul Aman | 509 | 685 | 1 194 | 514 | 692 | 1 206 |
| 18 Nurussalam | 167 | 796 | 963 | 169 | 804 | 973 |
| 19 Darul Falah | 285 | 882 | 1 167 | 288 | 891 | 1 179 |
| 20 Julok | 628 | 694 | 1 322 | 634 | 701 | 1 335 |
| 21 Indra Makmur | 1757 | 1856 | 3 613 | 1,775 | 1,875 | 3 650 |
| 22 Pante Bidari | 1923 | 2511 | 4 434 | 1,942 | 2,536 | 4 478 |
| 23 Simpang Ulim | 662 | 803 | 1 465 | 669 | 811 | 1 480 |
| 24 Madat | 1929 | 3343 | 5 272 | 1,948 | 3,376 | 5 324 |
| 2017 | 37 534 | 49 836 | 87 370 | 37 910 | 50 334 | 88 244 |
| 2016 | 37 161 | 49 341 | 86 502 | 37 534 | 49 836 | 87 370 |
| 2015 | 18 393 | 30 443 | 48 836 | 37 161 | 49 341 | 86 502 |

Sumber : Dinas Perkebunan dan Peternakan Kabupaten Aceh Timur
 Source : Department of Plantation and Livestock of Aceh Timur Regency

Tabel 5.4.9 **Populasi Ternak Domba Kondisi Awal dan Akhir Tahun, 2017**
Table **Livestock Population of Sheep Early and End of Year by Sub District, 2017**

| Kecamatan Subdistrict | Awal Tahun Early Year | | | Akhir Tahun Last Year | | |
|--------------------------|--------------------------|------------------|-----------------|--------------------------|------------------|-----------------|
| | Jantan Male | Betina Female | Jumlah Total | Jantan Male | Betina Female | Jumlah Total |
| (1) | (2) | (3) | (4) | (5) | (6) | (7) |
| 1 Serbajadi | 142 | 161 | 303 | 143 | 163 | 306 |
| 2 Simpang Jernih | 187 | 219 | 406 | 189 | 221 | 410 |
| 3 Peunaron | 27 | 56 | 83 | 27 | 57 | 84 |
| 4 Birem Bayeun | 758 | 662 | 1 420 | 765 | 669 | 1 434 |
| 5 Rantau Selamat | 139 | 167 | 306 | 140 | 169 | 309 |
| 6 Sungai Raya | 27 | 34 | 61 | 27 | 35 | 62 |
| 7 Peureulak | 350 | 0 | 350 | 106 | 247 | 353 |
| 8 Peureulak Timur | 182 | 137 | 319 | 184 | 138 | 322 |
| 9 Peureulak Barat | 452 | 478 | 930 | 457 | 482 | 939 |
| 10 Ranto Peureulak | 313 | 562 | 875 | 316 | 568 | 884 |
| 11 Idi Rayeuk | 59 | 60 | 119 | 60 | 60 | 120 |
| 12 Peudawa | 523 | 1406 | 1 929 | 528 | 1,420 | 1 948 |
| 13 Banda Alam | 32 | 42 | 74 | 32 | 43 | 75 |
| 14 Idi Tunong | 74 | 100 | 174 | 75 | 101 | 176 |
| 15 Darul Ihsan | 64 | 69 | 133 | 65 | 69 | 134 |
| 16 Idi Timur | 87 | 94 | 181 | 88 | 95 | 183 |
| 17 Darul Aman | 107 | 66 | 173 | 108 | 67 | 175 |
| 18 Nurussalam | 71 | 94 | 165 | 72 | 94 | 166 |
| 19 Darul Falah | 596 | 587 | 1 183 | 602 | 593 | 1 195 |
| 20 Julok | 43 | 74 | 117 | 43 | 76 | 119 |
| 21 Indra Makmur | 1061 | 1584 | 2 645 | 1,072 | 1,599 | 2 671 |
| 22 Pante Bidari | 397 | 530 | 927 | 401 | 535 | 936 |
| 23 Simpang Ulim | 95 | 157 | 252 | 96 | 159 | 255 |
| 24 Madat | 268 | 337 | 605 | 271 | 340 | 611 |
| 2017 | 6 054 | 7 676 | 13 730 | 5 867 | 8 000 | 13 867 |
| 2016 | 5 994 | 7 597 | 13 591 | 6 054 | 7 676 | 13 730 |
| 2015 | 5 968 | 8 507 | 14 475 | 5 994 | 7 597 | 13 591 |

Sumber : Dinas Perkebunan dan Peternakan Kabupaten Aceh Timur

Source : Department of Plantation and Livestock of Aceh Timur Regency

Jumlah Peternak dan Kelompok Ternak Unggas Berdasarkan Jenis Hewan Ternak, 2017

Tabel
Table **5.4.10**

Number of Poultry and Poultry Group by Type, 2017

| Kecamatan <i>Sub District</i> | Ayam Buras <i>Chicken</i> | Ayam Pedaging <i>Broiler</i> | Ayam Petelur <i>Layer</i> | Itik <i>Duck</i> |
|----------------------------------|------------------------------|---------------------------------|------------------------------|---------------------|
| (1) | (2) | (3) | (4) | (5) |
| 1 Serbajadi | 150 | 14 | --- | 74 |
| 2 Simpang Jernih | 200 | 24 | --- | 140 |
| 3 Peunaron | 48 | 20 | --- | 32 |
| 4 Birem Bayeun | 180 | 80 | --- | 164 |
| 5 Rantau Selamat | 150 | 31 | 4 | 37 |
| 6 Sungai Raya | 200 | 34 | --- | 300 |
| 7 Peureulak | 220 | 48 | --- | 200 |
| 8 Peureulak Timur | 158 | 23 | 6 | 30 |
| 9 Peureulak Barat | 75 | 33 | --- | 80 |
| 10 Ranto Peureulak | 177 | 24 | --- | 38 |
| 11 Idi Rayeuk | 205 | 32 | --- | 310 |
| 12 Peudawa | 300 | 40 | --- | 290 |
| 13 Banda Alam | 60 | 22 | --- | 32 |
| 14 Idi Tunong | 35 | 26 | --- | 18 |
| 15 Darul Ihsan | 100 | 23 | --- | 130 |
| 16 Idi Timur | 109 | 23 | --- | 140 |
| 17 Darul Aman | 35 | 32 | --- | 19 |
| 18 Nurussalam | 40 | 22 | --- | 18 |
| 19 Darul Falah | 20 | 22 | --- | 20 |
| 20 Julok | 154 | 33 | --- | 165 |
| 21 Indra Makmur | 160 | 24 | --- | 33 |
| 22 Pante Bidari | 165 | 24 | --- | 20 |
| 23 Simpang Ulim | 170 | 22 | --- | 78 |
| 24 Madat | 198 | 34 | --- | 166 |
| Aceh Timur | 3 309 | 710 | 10 | 2 534 |

Sumber : Dinas Perkebunan dan Peternakan Kabupaten Aceh Timur
 Source : Department of Plantation and Livestock of Aceh Timur Regency

Tabel

5.4.11

Populasi Ternak Unggas Menurut Kecamatan Kondisi Awal Tahun, 2017

Table

Poultry Population by Sub District in Early Year, 2017

| Kecamatan Sub District | Ayam Buras Chicken | Ayam Pedaging Broiler | Ayam Petelur Layer | Itik Duck | Itik Manila Manila Duck |
|---------------------------|-----------------------|--------------------------|--------------------------|---------------|----------------------------|
| (1) | (2) | (3) | (4) | (5) | (6) |
| 1 Serbajadi | 2 303 | 7 070 | --- | 1 258 | 213 |
| 2 Simpang Jernih | 19 695 | 12 036 | --- | 2 803 | 151 |
| 3 Peunaron | 1 950 | 10 100 | --- | 400 | 237 |
| 4 Birem Bayeun | 5 050 | 39 390 | --- | 2 045 | 1 220 |
| 5 Rantau Selamat | 2 060 | 15 397 | 200 | 540 | 202 |
| 6 Sungai Raya | 13 130 | 17 170 | --- | 8 105 | 217 |
| 7 Peureulak | 14 374 | 24 219 | --- | 5 754 | 222 |
| 8 Peureulak Timur | 3 728 | 11 430 | 300 | 198 | 335 |
| 9 Peureulak Barat | 661 | 16 636 | --- | 686 | 762 |
| 10 Ranto Peureulak | 11 515 | 12 115 | --- | 544 | 212 |
| 11 Idi Rayeuk | 13 130 | 16 160 | --- | 7 701 | 1 321 |
| 12 Peudawa | 56 076 | 20 200 | --- | 4 679 | 2 152 |
| 13 Banda Alam | 360 | 10 977 | --- | 177 | 431 |
| 14 Idi Tunong | 0 | 12 924 | --- | 128 | 210 |
| 15 Darul Ihsan | 5 050 | 11 329 | --- | 1 843 | 291 |
| 16 Idi Timur | 5 353 | 11 319 | --- | 2 550 | 209 |
| 17 Darul Aman | 211 | 15 810 | --- | 180 | 223 |
| 18 Nurussalam | 303 | 10 938 | --- | 75 | 242 |
| 19 Darul Falah | 195 | 11 180 | --- | 175 | 313 |
| 20 Julok | 3 636 | 16 160 | --- | 3 560 | 1 220 |
| 21 Indra Makmur | 6 161 | 11 834 | --- | 399 | 232 |
| 22 Pante Bidari | 6 539 | 11 794 | --- | 269 | 201 |
| 23 Simpang Ulim | 9 453 | 10 925 | --- | 631 | 564 |
| 24 Madat | 15 150 | 17 766 | --- | 3 388 | 207 |
| 2017 | 196 083 | 354 879 | 500 | 48 088 | 11 587 |
| 2016 | 194 141 | 351 365 | 101 191 | 47 613 | 11 475 |
| 2015 | 175 766 | 120 356 | 40 512 | 58 331 | --- |

Sumber : Dinas Perkebunan dan Peternakan Kabupaten Aceh Timur

Source : Department of Plantation and Livestock of Aceh Timur Regency

Populasi Ternak Unggas Menurut Kecamatan Kondisi Akhir Tahun, 2017

Tabel 5.4.12
Table

Poultry Population by Sub District End of Year, 2017

| Kecamatan <i>Sub District</i> | Ayam Buras <i>Chicken</i> | Ayam Pedaging <i>Broiler</i> | Ayam Petelur <i>Layer</i> | Itik <i>Duck</i> | Itik Manila <i>Manila Duck</i> |
|----------------------------------|------------------------------|---------------------------------|------------------------------|---------------------|-----------------------------------|
| (1) | (2) | (3) | (4) | (5) | (6) |
| 1 Serbajadi | 2 326 | 7 141 | 0 | 1 271 | 215 |
| 2 Simpang Jernih | 19 892 | 12 156 | 0 | 2 831 | 154 |
| 3 Peunaron | 1 970 | 10 201 | 0 | 404 | 239 |
| 4 Birem Bayeun | 5 101 | 39 784 | 0 | 2 065 | 1 232 |
| 5 Rantau Selamat | 2 081 | 15 551 | 202 | 545 | 204 |
| 6 Sungai Raya | 13 261 | 17 342 | 0 | 8 186 | 219 |
| 7 Peureulak | 14 518 | 24 461 | 0 | 5 812 | 224 |
| 8 Peureulak Timur | 3 765 | 11 544 | 303 | 200 | 338 |
| 9 Peureulak Barat | 668 | 16 802 | 0 | 693 | 770 |
| 10 Ranto Peureulak | 11 630 | 12 236 | 0 | 549 | 214 |
| 11 Idi Rayeuk | 13 261 | 16 322 | 0 | 7 778 | 1 334 |
| 12 Peudawa | 56 637 | 20 402 | 0 | 4 726 | 2 174 |
| 13 Banda Alam | 364 | 11 087 | 0 | 179 | 435 |
| 14 Idi Tunong | 101 | 13 053 | 0 | 129 | 212 |
| 15 Darul Ihsan | 5 101 | 11 442 | 0 | 1 861 | 294 |
| 16 Idi Timur | 5 407 | 11 432 | 0 | 2 576 | 211 |
| 17 Darul Aman | 213 | 15 968 | 0 | 182 | 225 |
| 18 Nurussalam | 306 | 11 047 | 0 | 76 | 244 |
| 19 Darul Falah | 197 | 11 292 | 0 | 177 | 316 |
| 20 Julok | 3 672 | 16 322 | 0 | 3 596 | 1 232 |
| 21 Indra Makmur | 6 223 | 11 952 | 0 | 403 | 234 |
| 22 Pante Bidari | 6 604 | 11 912 | 0 | 272 | 203 |
| 23 Simpang Ulim | 9 548 | 11 034 | 0 | 637 | 570 |
| 24 Madat | 15 302 | 17 944 | 0 | 3 422 | 209 |
| 2017 | 198 148 | 358 427 | 505 | 48 570 | 11 702 |
| 2016 | 196 083 | 354 879 | 500 | 48 088 | 11 587 |
| 2015 | 194 141 | 351 365 | 101 191 | 47 613 | 11 475 |

Sumber : Dinas Perkebunan dan Peternakan Kabupaten Aceh Timur
 Source : Department of Plantation and Livestock of Aceh Timur Regency

Tabel
Table **5.4.13**

Jumlah Lokasi Rumah Potong Hewan Berdasarkan Jenis Ternak yang dipotong, 2017
Number of Livestock Slaughtered Location by Kinds of Livestocks Slaughtered, 2017

| Kecamatan <i>Sub District</i> | Sapi Potong <i>Cows</i> | Kerbau <i>Buffalo</i> | Kambing <i>Goat</i> | Domba <i>Sheep</i> |
|----------------------------------|----------------------------|--------------------------|------------------------|-----------------------|
| (1) | (2) | (3) | (4) | (5) |
| 1 Serbajadi | 0 | 0 | 0 | 0 |
| 2 Simpang Jernih | 0 | 0 | 0 | 0 |
| 3 Peunaron | 0 | 0 | 0 | 0 |
| 4 Birem Bayeun | 0 | 0 | 0 | 0 |
| 5 Rantau Selamat | 0 | 0 | 0 | 0 |
| 6 Sungai Raya | 0 | 0 | 0 | 0 |
| 7 Peureulak | 0 | 0 | 0 | 0 |
| 8 Peureulak Timur | 0 | 0 | 0 | 0 |
| 9 Peureulak Barat | 0 | 0 | 0 | 0 |
| 10 Ranto Peureulak | 0 | 0 | 0 | 0 |
| 11 Idi Rayeuk | 1 | 1 | 1 | 1 |
| 12 Peudawa | 0 | 0 | 0 | 0 |
| 13 Banda Alam | 0 | 0 | 0 | 0 |
| 14 Idi Tunong | 0 | 0 | 0 | 0 |
| 15 Darul Ihsan | 0 | 0 | 0 | 0 |
| 16 Idi Timur | 0 | 0 | 0 | 0 |
| 17 Darul Aman | 0 | 0 | 0 | 0 |
| 18 Nurussalam | 0 | 0 | 0 | 0 |
| 19 Darul Falah | 0 | 0 | 0 | 0 |
| 20 Julok | 0 | 0 | 0 | 0 |
| 21 Indra Makmur | 0 | 0 | 0 | 0 |
| 22 Pante Bidari | 0 | 0 | 0 | 0 |
| 23 Simpang Ulim | 0 | 0 | 0 | 0 |
| 24 Madat | 0 | 0 | 0 | 0 |
| 2017 | 1 | 1 | 1 | 1 |
| 2016 | 1 | 1 | 1 | 1 |
| 2015 | 1 | 1 | 1 | 1 |

Sumber : Dinas Perkebunan dan Peternakan Kabupaten Aceh Timur

Source : Department of Plantation and Livestock of Aceh Timur Regency

Tabel
Table **5.4.14**

Pemotongan dan Pengurangan Populasi Sapi Potong Selain Karena Pemotongan (Mati, Hilang), 2017
Slaughtering and Others Reduction of Cow Population (Dead, Missing), 2017

| Kecamatan Subdistrict | Pemotongan <i>Slaughtering</i> | | | Pengurangan Populasi Selain <i>Pemotongan</i> Population Reduction <i>Besides Slaughtering</i> | | |
|--------------------------|-----------------------------------|-------------------------|-----------------|--|-------------------------|-----------------|
| | <i>Jantan</i> Male | <i>Betina</i> Female | Jumlah Total | <i>Jantan</i> Male | <i>Betina</i> Female | Jumlah Total |
| (1) | (2) | (3) | (4) | (5) | (6) | (7) |
| 1 Serbajadi | 8 | 1 | 9 | 0 | 0 | 0 |
| 2 Simpang Jernih | 17 | 2 | 19 | 0 | 0 | 0 |
| 3 Peunaron | 25 | 10 | 35 | 0 | 0 | 0 |
| 4 Birem Bayeun | 256 | 307 | 563 | 6 | 4 | 10 |
| 5 Rantau Selamat | 87 | 7 | 94 | 2 | 1 | 3 |
| 6 Sungai Raya | 113 | 19 | 132 | 3 | 5 | 8 |
| 7 Peureulak | 598 | 191 | 789 | 2 | 4 | 6 |
| 8 Peureulak Timur | 235 | 131 | 366 | 5 | 1 | 6 |
| 9 Peureulak Barat | 26 | 33 | 59 | 5 | 1 | 6 |
| 10 Ranto Peureulak | 175 | 79 | 254 | 10 | 5 | 15 |
| 11 Idi Rayeuk | 549 | 100 | 649 | 4 | 1 | 5 |
| 12 Peudawa | 350 | 214 | 564 | 32 | 8 | 40 |
| 13 Banda Alam | 105 | 18 | 123 | 2 | 1 | 3 |
| 14 Idi Tunong | 116 | 72 | 188 | 0 | 0 | 0 |
| 15 Darul Ihsan | 208 | 121 | 329 | 2 | 1 | 3 |
| 16 Idi Timur | 81 | 37 | 118 | 6 | 2 | 8 |
| 17 Darul Aman | 326 | 46 | 372 | 3 | 3 | 6 |
| 18 Nurussalam | 91 | 23 | 114 | 3 | 1 | 4 |
| 19 Darul Falah | 101 | 57 | 158 | 0 | 0 | 0 |
| 20 Julok | 562 | 90 | 652 | 6 | 2 | 8 |
| 21 Indra Makmur | 181 | 36 | 217 | 4 | 2 | 6 |
| 22 Pante Bidari | 246 | 31 | 277 | 2 | 0 | 2 |
| 23 Simpang Ulim | 54 | 16 | 70 | 3 | 0 | 3 |
| 24 Madat | 1 671 | 290 | 1 961 | 0 | 0 | 0 |
| 2017 | 6 181 | 1 931 | 8 112 | 100 | 37 | 137 |
| 2016 | 6 661 | 2 055 | 8 716 | 109 | 50 | 159 |
| 2015 | 4 060 | 1 648 | 5 708 | --- | --- | --- |

Sumber : Dinas Perkebunan dan Peternakan Kabupaten Aceh Timur
Source : Department of Plantation and Livestock of Aceh Timur Regency

Tabel
Table

5.4.15

**Pemotongan dan Pengurangan Populasi Kerbau Selain
Karena Pemotongan (Mati, Hilang), 2017**
*Slaughtering and Others Reduction of Buffalo Population
(Dead, Missing), 2017*

| Kecamatan Subdistrict | Pemotongan Slaughtering | | | Pengurangan Populasi Selain Pemotongan Population Reduction Besides | | |
|--------------------------|----------------------------|------------------|-----------------|---|------------------|-----------------|
| | Jantan Male | Betina Female | Jumlah Total | Jantan Male | Betina Female | Jumlah Total |
| (1) | (2) | (3) | (4) | (5) | (6) | (7) |
| 1 Serbajadi | 8 | 3 | 11 | 0 | 0 | 0 |
| 2 Simpang Jernih | 4 | 2 | 6 | 0 | 0 | 0 |
| 3 Peunaron | 3 | 1 | 4 | 2 | 0 | 0 |
| 4 Birem Bayeun | 17 | 16 | 33 | 5 | 2 | 0 |
| 5 Rantau Selamat | 0 | 0 | 0 | 0 | 0 | 0 |
| 6 Sungai Raya | 0 | 0 | 0 | 0 | 0 | 0 |
| 7 Peureulak | 14 | 4 | 18 | 1 | 0 | 0 |
| 8 Peureulak Timur | 68 | 18 | 86 | 1 | 0 | 0 |
| 9 Peureulak Barat | 8 | 8 | 16 | 2 | 1 | 0 |
| 10 Ranto Peureulak | 17 | 11 | 28 | 6 | 3 | 0 |
| 11 Idi Rayeuk | 6 | 2 | 8 | 0 | 0 | 0 |
| 12 Peudawa | 0 | 0 | 0 | 8 | 2 | 0 |
| 13 Banda Alam | 0 | 0 | 0 | 3 | 0 | 0 |
| 14 Idi Tunong | 8 | 4 | 12 | 0 | 0 | 0 |
| 15 Darul Ihsan | 49 | 29 | 78 | 0 | 0 | 0 |
| 16 Idi Timur | 8 | 11 | 19 | 0 | 2 | 0 |
| 17 Darul Aman | 0 | 0 | 0 | 0 | 2 | 0 |
| 18 Nurussalam | 4 | 1 | 5 | 2 | 2 | 0 |
| 19 Darul Falah | 4 | 0 | 4 | 0 | 0 | 0 |
| 20 Julok | 6 | 0 | 6 | 0 | 0 | 0 |
| 21 Indra Makmur | 0 | 0 | 0 | 0 | 0 | 0 |
| 22 Pante Bidari | 0 | 0 | 0 | 0 | 0 | 0 |
| 23 Simpang Ulim | 0 | 0 | 0 | 0 | 0 | 0 |
| 24 Madat | 34 | 5 | 39 | 0 | 1 | 0 |
| 2017 | 258 | 115 | 373 | 30 | 15 | 45 |
| 2016 | 186 | 100 | 286 | 28 | 13 | 41 |
| 2015 | 156 | 97 | 253 | --- | --- | --- |

Sumber : Dinas Perkebunan dan Peternakan Kabupaten Aceh Timur

Source : Department of Plantation and Livestock of Aceh Timur Regency

Tabel
Table 5.4.16

Pemotongan dan Pengurangan Populasi Kambing Selain Karena Pemotongan (Mati, Hilang), 2017
Slaughtering and Others Reduction of Goat Population (Dead, Missing), 2017

| Kecamatan <i>Subdistrict</i> | Pemotongan <i>Slaughtering</i> | | | Pengurangan Populasi Selain Pemotongan <i>Population Reduction</i> <i>Besides Slaughtering</i> | | |
|---------------------------------|-----------------------------------|--------------------------------|-------------------------------|--|--------------------------------|-------------------------------|
| | <i>Jantan</i> <i>Male</i> | <i>Betina</i> <i>Female</i> | <i>Jumlah</i> <i>Total</i> | <i>Jantan</i> <i>Male</i> | <i>Betina</i> <i>Female</i> | <i>Jumlah</i> <i>Total</i> |
| (1) | (2) | (3) | (4) | (5) | (6) | (7) |
| 1 Serbajadi | 30 | 26 | 56 | 0 | 0 | 0 |
| 2 Simpang Jernih | 60 | 28 | 88 | 0 | 0 | 0 |
| 3 Peunaron | 165 | 46 | 211 | 0 | 0 | 0 |
| 4 Birem Bayeun | 370 | 623 | 993 | 18 | 10 | 28 |
| 5 Rantau Selamat | 80 | 13 | 93 | 0 | 0 | 0 |
| 6 Sungai Raya | 124 | 36 | 160 | 8 | 9 | 17 |
| 7 Peureulak | 800 | 233 | 1 033 | 47 | 28 | 75 |
| 8 Peureulak Timur | 300 | 31 | 331 | 4 | 6 | 10 |
| 9 Peureulak Barat | 50 | 44 | 94 | 3 | 2 | 5 |
| 10 Ranto Peureulak | 330 | 209 | 539 | 12 | 13 | 25 |
| 11 Idi Rayeuk | 580 | 47 | 627 | 4 | 5 | 9 |
| 12 Peudawa | 600 | 85 | 685 | 18 | 15 | 33 |
| 13 Banda Alam | 40 | 14 | 54 | 3 | 3 | 6 |
| 14 Idi Tunong | 185 | 132 | 317 | 4 | 3 | 7 |
| 15 Darul lhsan | 320 | 51 | 371 | 2 | 2 | 4 |
| 16 Idi Timur | 80 | 47 | 127 | 8 | 7 | 15 |
| 17 Darul Aman | 57 | 17 | 74 | 6 | 4 | 10 |
| 18 Nurussalam | 110 | 56 | 166 | 7 | 0 | 7 |
| 19 Darul Falah | 130 | 84 | 214 | 12 | 13 | 25 |
| 20 Julok | 900 | 264 | 1 164 | 10 | 24 | 34 |
| 21 Indra Makmur | 101 | 46 | 147 | 2 | 0 | 2 |
| 22 Pante Bidari | 215 | 48 | 263 | 2 | 6 | 8 |
| 23 Simpang Ulim | 80 | 38 | 118 | 1 | 1 | 2 |
| 24 Madat | 1 800 | 580 | 2 380 | 10 | 28 | 38 |
| 2017 | 7 507 | 2 798 | 10 305 | 181 | 179 | 360 |
| 2016 | 6 986 | 2 906 | 9 892 | 165 | 177 | 342 |
| 2015 | 5 307 | 2 204 | 7 511 | --- | --- | --- |

Sumber : Dinas Perkebunan dan Peternakan Kabupaten Aceh Timur
Source : Department of Plantation and Livestock of Aceh Timur Regency

Tabel
Table 5.4.17

**Pemotongan dan Pengurangan Populasi Domba Selain Karena
Pemotongan (Mati, Hilang), 2017**
*Slaughtering and Others Reduction of Sheep Population
(Dead, Missing), 2017*

| Kecamatan <i>Subdistrict</i> | Pemotongan <i>Slaughtering</i> | | | Pengurangan Populasi Selain Pemotongan <i>Population Reduction Besides</i> | | |
|---------------------------------|-----------------------------------|--------------------------------|-------------------------------|--|--------------------------------|-------------------------------|
| | <i>Jantan</i> <i>Male</i> | <i>Betina</i> <i>Female</i> | <i>Jumlah</i> <i>Total</i> | <i>Jantan</i> <i>Male</i> | <i>Betina</i> <i>Female</i> | <i>Jumlah</i> <i>Total</i> |
| (1) | (2) | (3) | (4) | (5) | (6) | (7) |
| 1 Serbajadi | 12 | 6 | 18 | 0 | 0 | 0 |
| 2 Simpang Jernih | 15 | 5 | 20 | 0 | 0 | 0 |
| 3 Peunaron | 18 | 7 | 25 | 0 | 0 | 0 |
| 4 Birem Bayeun | 335 | 140 | 475 | 16 | 9 | 25 |
| 5 Rantau Selamat | 0 | 0 | 0 | 0 | 0 | 0 |
| 6 Sungai Raya | 0 | 0 | 0 | 0 | 0 | 0 |
| 7 Peureulak | 30 | 10 | 40 | 2 | 3 | 5 |
| 8 Peureulak Timur | 32 | 12 | 44 | 4 | 1 | 5 |
| 9 Peureulak Barat | 3 | 0 | 3 | 0 | 0 | 0 |
| 10 Ranto Peureulak | 0 | 0 | 0 | 0 | 0 | 0 |
| 11 Idi Rayeuk | 4 | 2 | 6 | 0 | 0 | 0 |
| 12 Peudawa | 305 | 110 | 415 | 23 | 8 | 31 |
| 13 Banda Alam | 12 | 7 | 19 | 0 | 0 | 0 |
| 14 Idi Tunong | 12 | 6 | 18 | 3 | 2 | 5 |
| 15 Darul Ihsan | 73 | 43 | 116 | 6 | 9 | 15 |
| 16 Idi Timur | 22 | 7 | 29 | 1 | 4 | 5 |
| 17 Darul Aman | 8 | 6 | 14 | 0 | 0 | 0 |
| 18 Nurussalam | 12 | 9 | 21 | 0 | 0 | 0 |
| 19 Darul Falah | 48 | 33 | 81 | 0 | 0 | 0 |
| 20 Julok | 46 | 45 | 91 | 0 | 0 | 0 |
| 21 Indra Makmur | 38 | 21 | 59 | 1 | 0 | 1 |
| 22 Pante Bidari | 8 | 2 | 10 | 0 | 0 | 0 |
| 23 Simpang Ulim | 7 | 0 | 7 | 0 | 0 | 0 |
| 24 Madat | 78 | 35 | 113 | 18 | 15 | 33 |
| 2017 | 1 118 | 506 | 1 624 | 74 | 51 | 125 |
| 2016 | 813 | 595 | 1 408 | 50 | 43 | 93 |
| 2015 | 735 | 390 | 1 125 | --- | --- | --- |

Sumber : Dinas Perkebunan dan Peternakan Kabupaten Aceh Timur
Source : Department of Plantation and Livestock of Aceh Timur Regency

Tabel 5.4.18 Jumlah Rumah Potong Unggas Berdasarkan Jenis Ternak Unggas yang Dipotong, 2017
Table 5.4.18 Number of Poultry Slaughtering Location by Kinds of Poultry Slaughtered, 2017

| Kecamatan Sub District | Ayam Buras Chicken | Ayam Pedaging Broiler | Ayam Petelur Layer | Ayam Kampung Native Chicken | Itik Duck | Lainnya Others |
|---------------------------|-----------------------|-----------------------------|--------------------------|--------------------------------------|--------------|-------------------|
| (1) | (2) | (3) | (4) | (5) | (6) | (7) |
| 1 Serbajadi | 0 | 0 | 0 | 0 | 0 | 0 |
| 2 Simpang Jernih | 0 | 0 | 0 | 0 | 0 | 0 |
| 3 Peunaron | 0 | 0 | 0 | 0 | 0 | 0 |
| 4 Birem Bayeun | 0 | 0 | 0 | 0 | 0 | 0 |
| 5 Rantau Selamat | 0 | 0 | 0 | 0 | 0 | 0 |
| 6 Sungai Raya | 0 | 0 | 0 | 0 | 0 | 0 |
| 7 Peureulak | 0 | 0 | 0 | 0 | 0 | 0 |
| 8 Peureulak Timur | 0 | 0 | 0 | 0 | 0 | 0 |
| 9 Peureulak Barat | 0 | 0 | 0 | 0 | 0 | 0 |
| 10 Ranto Peureulak | 0 | 0 | 0 | 0 | 0 | 0 |
| 11 Idi Rayeuk | 0 | 1 | 0 | 0 | 0 | 0 |
| 12 Peudawa | 0 | 0 | 0 | 0 | 0 | 0 |
| 13 Banda Alam | 0 | 0 | 0 | 0 | 0 | 0 |
| 14 Idi Tunong | 0 | 1 | 0 | 0 | 0 | 0 |
| 15 Darul Ihsan | 0 | 0 | 0 | 0 | 0 | 0 |
| 16 Idi Timur | 0 | 0 | 0 | 0 | 0 | 0 |
| 17 Darul Aman | 0 | 0 | 0 | 0 | 0 | 0 |
| 18 Nurussalam | 0 | 0 | 0 | 0 | 0 | 0 |
| 19 Darul Falah | 0 | 0 | 0 | 0 | 0 | 0 |
| 20 Julok | 0 | 1 | 0 | 0 | 0 | 0 |
| 21 Indra Makmur | 0 | 0 | 0 | 0 | 0 | 0 |
| 22 Pante Bidari | 0 | 1 | 0 | 0 | 0 | 0 |
| 23 Simpang Ulim | 0 | 1 | 0 | 0 | 0 | 0 |
| 24 Madat | 0 | 0 | 0 | 0 | 0 | 0 |
| 2017 | 0 | 5 | 0 | 0 | 0 | 0 |
| 2016 | --- | 5 | --- | --- | --- | --- |
| 2015 | --- | 3 | --- | --- | --- | --- |

Sumber : Dinas Perkebunan dan Peternakan Kabupaten Aceh Timur
 Source : Department of Plantation and Livestock of Aceh Timur Regency

Tabel
Table 5.4.19

Jumlah Pemotongan Hewan Ternak Unggas Berdasarkan Jenis Ternak Unggas dan Kecamatan, 2017
Number of Poultry Slaughtered by Kinds of Poultry and Sub District, 2017

| Kecamatan <i>Sub District</i> | Ayam Buras <i>Chicken</i> | Ayam Pedaging <i>Broiler</i> | Ayam Petelur <i>Layer</i> | Itik <i>Duck</i> | Itik manila <i>Manila Duck</i> |
|----------------------------------|------------------------------|---------------------------------|------------------------------|---------------------|-----------------------------------|
| (1) | (2) | (3) | (4) | (5) | (6) |
| 1 Serbajadi | 979 | 625 | 0 | 177 | 56 |
| 2 Simpang Jernih | 5 043 | 273 | 0 | 374 | 26 |
| 3 Peunaron | 1 080 | 5 033 | 0 | 159 | 158 |
| 4 Birem Bayeun | 20 143 | 39 025 | 0 | 5 144 | 3 990 |
| 5 Rantau Selamat | 5 221 | 10 310 | 0 | 426 | 386 |
| 6 Sungai Raya | 1 739 | 3 265 | 0 | 621 | 508 |
| 7 Peureulak | 65 994 | 70 108 | 0 | 21 500 | 0 |
| 8 Peureulak Timur | 8 653 | 5 258 | 0 | 3 910 | 0 |
| 9 Peureulak Barat | 357 | 598 | 0 | 286 | 190 |
| 10 Ranto Peureulak | 6 322 | 17 101 | 0 | 3 400 | 119 |
| 11 Idi Rayeuk | 4 152 | 3 823 | 3 056 | 2 186 | 1 172 |
| 12 Peudawa | 27 310 | 34 770 | 0 | 16 410 | 6 912 |
| 13 Banda Alam | 3 983 | 4 566 | 0 | 184 | 205 |
| 14 Idi Tunong | 1 773 | 888 | 0 | 248 | 83 |
| 15 Darul Ihsan | 12 782 | 21 950 | 0 | 2 515 | 1 977 |
| 16 Idi Timur | 3 587 | 8 250 | 0 | 1 560 | 75 |
| 17 Darul Aman | 1 106 | 1 803 | 0 | 884 | 73 |
| 18 Nurussalam | 692 | 2 288 | 0 | 1 011 | 77 |
| 19 Darul Falah | 301 | 1 526 | 0 | 291 | 149 |
| 20 Julok | 11 086 | 13 421 | 0 | 1 339 | 1 378 |
| 21 Indra Makmur | 3 392 | 12 400 | 0 | 560 | 52 |
| 22 Pante Bidari | 2 531 | 2 154 | 0 | 378 | 415 |
| 23 Simpang Ulim | 273 | 507 | 0 | 112 | 39 |
| 24 Madat | 73 821 | 45 300 | 0 | 3 803 | 1 482 |
| 2017 | 262 320 | 305 242 | 3 056 | 67 478 | 19 522 |
| 2016 | 279 144 | 319 075 | --- | 54 593 | 11 201 |
| 2015 | 175 636 | 350 203 | 101 174 | 47 542 | 11 458 |

Sumber : Dinas Perkebunan dan Peternakan Kabupaten Aceh Timur

Source : Department of Plantation and Livestock of Aceh Timur Regency

Tabel 5.4.20 **Jumlah Pemotongan Ternak Tiap Bulan, 2017**
Table **Number of Livestock Slaughtered by Month, 2017**

| | Bulan <i>Month</i> | Sapi Potong <i>Cows</i> | Kerbau <i>Buffalo</i> | Kambing <i>Sheep</i> | Domba <i>Sheep</i> |
|----|--------------------------------------|-----------------------------------|---------------------------------|--------------------------------|------------------------------|
| | (1) | (2) | (3) | (4) | (5) |
| 1 | Januari <i>January</i> | 447 | 17 | 1 084 | 150 |
| 2 | Februari <i>February</i> | 394 | 8 | 1 254 | 168 |
| 3 | Maret <i>March</i> | 386 | 9 | 1 366 | 94 |
| 4 | April <i>April</i> | 370 | 9 | 794 | 135 |
| 5 | Mei <i>May</i> | 855 | 49 | 702 | 137 |
| 6 | Juni <i>June</i> | 1 424 | 62 | 788 | 145 |
| 7 | Juli <i>July</i> | 1 053 | 46 | 699 | 151 |
| 8 | Agustus <i>August</i> | 599 | 45 | 950 | 135 |
| 9 | September <i>September</i> | 1 623 | 74 | 1 003 | 223 |
| 10 | Oktober <i>October</i> | 331 | 25 | 472 | 135 |
| 11 | November <i>November</i> | 260 | 19 | 489 | 70 |
| 12 | Desember <i>December</i> | 370 | 10 | 704 | 81 |
| | 2017 | 8 112 | 373 | 10 305 | 1 624 |
| | 2016 | 8 716 | 286 | 9 892 | 1 408 |
| | 2015 | 5 708 | 253 | 7 511 | 1 125 |

Sumber : Dinas Perkebunan dan Peternakan Kabupaten Aceh Timur
 Source : Department of Plantation and Livestock of Aceh Timur Regency

Tabel 5.4.21 Jumlah Pemotongan Ternak Unggas Tiap Bulan, 2017
Table Number of Poultry Slaughtered by Month, 2017

| | Bulan Month | Ayam Buras Chicken | Ayam Pedaging Broiler | Ayam Petelur Layer | Itik Duck | Itik Manila Manila Duck |
|----|-------------------------------|-----------------------|--------------------------|-----------------------|---------------|----------------------------|
| | (1) | (2) | (3) | (4) | (5) | (6) |
| 1 | Januari January | 46 932 | 63 693 | 31 566 | 22 907 | 3 117 |
| 2 | Februari February | 48 777 | 51 260 | 31 154 | 7 093 | 4 766 |
| 3 | Maret March | 25 755 | 28 368 | 9 253 | 5 672 | 1 754 |
| 4 | April April | 18 985 | 18 646 | 7 358 | 4 726 | 2 054 |
| 5 | Mei May | 14 920 | 15 820 | 7 593 | 4 908 | 2 350 |
| 6 | Juni June | 37 510 | 26 731 | 11 550 | 5 751 | 1 232 |
| 7 | Juli July | 15 437 | 24 747 | 12 731 | 4 988 | 669 |
| 8 | Agustus August | 11 203 | 20 974 | 6 274 | 1 703 | 414 |
| 9 | September September | 11 381 | 19 492 | 7 983 | 2 216 | 2 120 |
| 10 | Oktober October | 8 321 | 14 098 | 4 542 | 1 752 | 431 |
| 11 | November November | 8 072 | 9 410 | 4 194 | 2 016 | 280 |
| 12 | Desember December | 15 027 | 12 003 | 3 981 | 3 746 | 335 |
| | 2017 | 262 320 | 305 242 | 138 179 | 67 478 | 19 522 |
| | 2016 | 279 144 | 319 075 | --- | 54 403 | 11 201 |
| | 2015 | 175 636 | 350 203 | 101 174 | 47 542 | 11 458 |

Sumber : Dinas Perkebunan dan Peternakan Kabupaten Aceh Timur
 Source : Department of Plantation and Livestock of Aceh Timur Regency

Tabel 5.4.22 **Produksi Daging Ternak Tiap Bulan (dalam Kg),2017**
Table Meat Production of Livestock by Month (in Kg), 2017

| | Bulan Month | Sapi Potong Cows | Kerbau Buffalo | Kambing Sheep | Domba | Sheep |
|----|-------------------------------|---------------------|-------------------|------------------|-------|---------------|
| | (1) | (2) | (3) | (4) | (5) | |
| 1 | Januari January | 78 363 | 2 937 | 10 970 | | 1 531 |
| 2 | Februari February | 69 072 | 1 362 | 12 690 | | 1 715 |
| 3 | Maret March | 67 669 | 1 555 | 13 823 | | 959 |
| 4 | April April | 64 864 | 1 555 | 8 035 | | 1 378 |
| 5 | Mei May | 144 890 | 8 467 | 7 104 | | 1 398 |
| 6 | Juni June | 249 641 | 10 713 | 7 974 | | 1 480 |
| 7 | Juli July | 184 601 | 7 948 | 7 073 | | 1 541 |
| 8 | Agustus August | 105 010 | 7 776 | 9 614 | | 1 378 |
| 9 | September September | 284 528 | 12 787 | 10 150 | | 2 276 |
| 10 | Oktober October | 58 072 | 4 320 | 4 776 | | 1 378 |
| 11 | November November | 45 580 | 3 283 | 4 948 | | 714 |
| 12 | Desember December | 64 864 | 1 728 | 7 124 | | 827 |
| | 2017 | 1 417 154 | 64 431 | 104 281 | | 16 575 |
| | 2016 | 1 001 675 | 44 677 | 76 770 | | 11 600 |
| | 2015 | 1 000 668 | 44 236 | 76 011 | | 11 485 |

Sumber : Dinas Perkebunan dan Peternakan Kabupaten Aceh Timur
 Source : Department of Plantation and Livestock of Aceh Timur Regency

Tabel 5.4.23 **Produksi Daging Unggas Tiap Bulan (dalam Kg),2017**
Table **Meat Production of Poultry by Month (in Kg), 2017**

| Bulan Month | Ayam Buras Chicken | Ayam Pedaging Broiler | Ayam Petelur Layer | Itik Duck | Itik Manila Manila Duck |
|---------------------------------|-----------------------|--------------------------|-----------------------|---------------|----------------------------|
| (1) | (2) | (3) | (4) | (5) | (6) |
| 1 Januari January | 32 852 | 54 139 | 35 038 | 21 761 | 3 117 |
| 2 Februari February | 34 143 | 43 571 | 34 580 | 6 738 | 4 766 |
| 3 Maret March | 18 028 | 24 112 | 10 270 | 5 388 | 1 754 |
| 4 April April | 13 289 | 15 849 | 8 167 | 4 489 | 2 054 |
| 5 Mei May | 10 444 | 13 447 | 8 428 | 7 662 | 2 350 |
| 6 Juni June | 26 257 | 22 721 | 12 820 | 5 463 | 1 232 |
| 7 Juli July | 10 805 | 21 034 | 14 131 | 7 738 | 669 |
| 8 Agustus August | 7 842 | 17 827 | 6 964 | 1 617 | 414 |
| 9 September September | 7 966 | 16 568 | 8 861 | 2 105 | 2 120 |
| 10 Oktober October | 5 824 | 11 983 | 5 041 | 1 664 | 431 |
| 11 November November | 5 650 | 7 998 | 4 655 | 1 915 | 280 |
| 12 Desember December | 10 518 | 10 202 | 4 418 | 3 558 | 335 |
| 2017 | 183 618 | 259 451 | 153 373 | 70 098 | 19 522 |
| 2016 | 195 401 | 271 215 | 0 | 51 682 | 11 201 |
| 2015 | 116 716 | 297 672 | 112 303 | 45 164 | 11 458 |

Sumber : Dinas Perkebunan dan Peternakan Kabupaten Aceh Timur
 Source : Department of Plantation and Livestock of Aceh Timur Regency

Tabel 5.4.24 **Produksi Telur Unggas Tiap Bulan (dalam butir),2017**
Table Egg Production of Poultry by Month (in egg), 2017

| Bulan Month | Ayam Buras Chicken | Ayam Pedaging Broiler | Ayam Petelur Layer | Itik Duck | Itik Manila Manila Duck |
|---------------------------------|-----------------------|--------------------------|--------------------------|------------------|----------------------------|
| (1) | (2) | (3) | (4) | (5) | (6) |
| 1 Januari January | --- | --- | --- | --- | --- |
| 2 Februari February | --- | --- | --- | --- | --- |
| 3 Maret March | --- | --- | --- | --- | --- |
| 4 April April | --- | --- | --- | --- | --- |
| 5 Mei May | --- | --- | --- | --- | --- |
| 6 Juni June | --- | --- | --- | --- | --- |
| 7 Juli July | --- | --- | --- | --- | --- |
| 8 Agustus August | --- | --- | --- | --- | --- |
| 9 September September | --- | --- | --- | --- | --- |
| 10 Oktober October | --- | --- | --- | --- | --- |
| 11 November November | --- | --- | --- | --- | --- |
| 12 Desember December | --- | --- | --- | --- | --- |
| 2017 | 128 300 | --- | 3 802 | 311 527 | 64 243 |
| 2016 | 200 741 | --- | --- | 712 409 | 96 311 |
| 2015 | 2 137 002 | 12 191 488 | --- | 5 191 613 | 1 070 949 |

Sumber : Dinas Perkebunan dan Peternakan Kabupaten Aceh Timur
 Source : Department of Plantation and Livestock of Aceh Timur Regency

Tabel 5.4.25 **Jumlah Ternak Masuk (Impor) Tiap Bulan, 2017**
Table 5.4.25 **Number of Imported Livestock by Month, 2017**

| | Bulan <i>Month</i> | Sapi Potong <i>Cows</i> | Kerbau <i>Buffalo</i> | Kambing <i>Sheep</i> | Domba <i>Sheep</i> |
|----|--------------------------------------|-----------------------------------|---------------------------------|--------------------------------|------------------------------|
| | (1) | (2) | (3) | (4) | (5) |
| 1 | Januari <i>January</i> | 260 | 31 | 440 | 77 |
| 2 | Februari <i>February</i> | 274 | 48 | 317 | 75 |
| 3 | Maret <i>March</i> | 273 | 43 | 340 | 45 |
| 4 | April <i>April</i> | 296 | 57 | 319 | 65 |
| 5 | Mei <i>May</i> | 329 | 42 | 370 | 46 |
| 6 | Juni <i>June</i> | 257 | 26 | 284 | 61 |
| 7 | Juli <i>July</i> | 405 | 87 | 438 | 88 |
| 8 | Agustus <i>August</i> | 377 | 43 | 302 | 56 |
| 9 | September <i>September</i> | 245 | 40 | 302 | 35 |
| 10 | Oktober <i>October</i> | 328 | 105 | 425 | 110 |
| 11 | November <i>November</i> | 233 | 38 | 379 | 60 |
| 12 | Desember <i>December</i> | 250 | 32 | 360 | 60 |
| | 2017 | 3 527 | 592 | 4 276 | 778 |
| | 2016 | 3 142 | 649 | 4 234 | 839 |
| | 2015 | 4 183 | 781 | 4 470 | 843 |

Sumber : Dinas Perkebunan dan Peternakan Kabupaten Aceh Timur

Source : Department of Plantation and Livestock of Aceh Timur Regency

Tabel 5.4.26 Jumlah Ternak Keluar Wilayah Kabupaten Aceh Timur (Ekspor) Tiap Bulan, 2017
Table 5.4.26 Number of Exported Livestock From Aceh Timur Region by Month, 2017

| | Bulan <i>Month</i> | Sapi Potong <i>Cows</i> | Kerbau <i>Buffalo</i> | Kambing <i>Sheep</i> | Domba <i>Sheep</i> |
|----|--------------------------------------|----------------------------|--------------------------|-------------------------|-----------------------|
| | (1) | (2) | (3) | (4) | (5) |
| 1 | Januari <i>January</i> | 260 | 31 | 440 | 77 |
| 2 | Februari <i>February</i> | 274 | 48 | 317 | 75 |
| 3 | Maret <i>March</i> | 273 | 43 | 340 | 45 |
| 4 | April <i>April</i> | 296 | 57 | 319 | 65 |
| 5 | Mei <i>May</i> | 329 | 42 | 370 | 46 |
| 6 | Juni <i>June</i> | 257 | 26 | 284 | 61 |
| 7 | Juli <i>July</i> | 405 | 87 | 438 | 88 |
| 8 | Agustus <i>August</i> | 377 | 43 | 302 | 56 |
| 9 | September <i>September</i> | 245 | 40 | 302 | 35 |
| 10 | Oktober <i>October</i> | 328 | 105 | 425 | 110 |
| 11 | November <i>November</i> | 233 | 38 | 379 | 60 |
| 12 | Desember <i>December</i> | 250 | 32 | 360 | 60 |
| | 2017 | 3 527 | 592 | 4 276 | 778 |
| | 2016 | 3 142 | 649 | 4 244 | 835 |
| | 2015 | 4 168 | 1 347 | 4 450 | 852 |

Sumber : Dinas Perkebunan dan Peternakan Kabupaten Aceh Timur
 Source : Department of Plantation and Livestock of Aceh Timur Regency

Tabel 5.4.27 Jumlah Ternak yang Divaksin Menurut Kecamatan, 2017
Table 5.4.27 Vaccinated Livestocks and Poultry by Sub District, 2017

| Kecamatan Subdistrict | Ternak Besar Livestock | | Ternak Unggas Poultry |
|--------------------------|---------------------------|--------------------|--------------------------|
| | Vaksin SE | <i>Brucellosis</i> | Vaksin ND |
| (1) | (2) | (3) | (4) |
| 1 Serbajadi | --- | --- | --- |
| 2 Simpang Jernih | --- | --- | --- |
| 3 Peunaron | --- | --- | --- |
| 4 Birem Bayeun | --- | --- | --- |
| 5 Rantau Selamat | --- | --- | --- |
| 6 Sungai Raya | --- | --- | --- |
| 7 Peureulak | --- | --- | --- |
| 8 Peureulak Timur | --- | --- | --- |
| 9 Peureulak Barat | --- | --- | --- |
| 10 Ranto Peureulak | --- | --- | --- |
| 11 Idi Rayeuk | --- | --- | --- |
| 12 Peudawa | --- | --- | --- |
| 13 Banda Alam | --- | --- | --- |
| 14 Idi Tunong | --- | --- | --- |
| 15 Darul Ihsan | --- | --- | --- |
| 16 Idi Timur | --- | --- | --- |
| 17 Darul Aman | --- | --- | --- |
| 18 Nurussalam | --- | --- | --- |
| 19 Darul Falah | --- | --- | --- |
| 20 Julok | --- | --- | --- |
| 21 Indra Makmur | --- | --- | --- |
| 22 Pante Bidari | --- | --- | --- |
| 23 Simpang Ulim | --- | --- | --- |
| 24 Madat | --- | --- | --- |
| 2017 | --- | --- | --- |
| 2016 | 0 | 0 | 0 |
| 2015 | 500 | 300 | 2 000 |

Sumber : Dinas Perkebunan dan Peternakan Kabupaten Aceh Timur

Source : Department of Plantation and Livestock of Aceh Timur Regency

5.5 PERIKANAN/FISHERY

Tabel 5.5.1 Jumlah Rumah Tangga Perikanan Tangkap Menurut Kecamatan dan Subsektor di Kabupaten Aceh Timur, 2016 dan 2017
Table 5.5.1 Number of Fish Capture Households by Subdistrict and Subsector in Aceh Timur Regency, 2016 and 2017

| Kecamatan Subdistrict | Perikanan Laut <i>Marine Fisheries</i> | | Perairan Umum <i>Inland Water</i> | | Jumlah | | Total |
|--------------------------|--|---------------|-----------------------------------|------------|---------------|---------------|-------|
| | 2016 | 2017 | 2016 | 2017 | 2016 | 2017 | |
| (1) | (2) | (3) | (4) | (5) | (6) | (7) | |
| 1 Serbajadi | - | - | - | - | - | - | - |
| 2 Simpang Jernih | - | - | - | - | - | - | - |
| 3 Peunaron | - | - | - | - | - | - | - |
| 4 Birem Bayeun | 449 | 449 | --- | --- | 449 | 449 | 449 |
| 5 Rantau Selamat | 581 | 581 | --- | --- | 581 | 581 | 581 |
| 6 Sungai Raya | 578 | 578 | --- | --- | 578 | 578 | 578 |
| 7 Peureulak | 1 797 | 1 797 | --- | --- | 1 797 | 1 797 | 1 797 |
| 8 Peureulak Timur | 444 | 444 | --- | --- | 444 | 444 | 444 |
| 9 Peureulak Barat | 152 | 152 | - | - | 152 | 152 | 152 |
| 10 Ranto Peureulak | - | - | - | - | - | - | - |
| 11 Idi Rayeuk | 3 147 | 9 099 | --- | --- | 3 147 | 9 099 | 9 099 |
| 12 Peudawa | 1 040 | 1 040 | --- | --- | 1 040 | 1 040 | 1 040 |
| 13 Banda Alam | - | - | - | - | - | - | - |
| 14 Idi Tunong | - | - | - | - | - | - | - |
| 15 Darul Ihsan | - | - | - | - | - | - | - |
| 16 Idi Timur | 362 | 362 | - | - | 362 | 362 | 362 |
| 17 Darul Aman | 1 389 | 1 393 | --- | --- | 1 389 | 1 393 | 1 393 |
| 18 Nurussalam | 565 | 565 | --- | --- | 565 | 565 | 565 |
| 19 Darul Falah | - | - | - | - | - | - | - |
| 20 Julok | 1 040 | 1 040 | --- | --- | 1 040 | 1 040 | 1 040 |
| 21 Indra Makmur | - | - | - | - | - | - | - |
| 22 Pante Bidari | - | - | - | - | - | - | - |
| 23 Simpang Ulim | 1 023 | 1 023 | --- | --- | 1 023 | 1 023 | 1 023 |
| 24 Madat | 645 | 645 | --- | --- | 645 | 645 | 645 |
| Aceh Timur | 13 212 | 19 168 | --- | --- | 13 212 | 19 168 | |

Sumber: Dinas Perikanan Kabupaten Aceh Timur

Source: Department of Fisheries of Aceh Timur Regency

Tabel 5.5.2 Jumlah Nelayan Menurut Kategori, 2017
Table Number of Fisherman by Category, 2017

| Kecamatan <i>Subdistrict</i> | Kategori/ <i>Category</i> | | | Jumlah <i>Total</i> |
|---------------------------------|---------------------------|--|--|------------------------|
| | Penuh <i>Full Time</i> | Sambilan Utama <i>Major Party Time</i> | Sambilan Tambah <i>Minor Part Time</i> | |
| (1) | (2) | (3) | (4) | (5) |
| 1 Serbajadi | - | - | - | - |
| 2 Simpang Jernih | - | - | - | - |
| 3 Peunaron | - | - | - | - |
| 4 Birem Bayeun | 254 | 145 | 50 | 449 |
| 5 Rantau Selamat | 309 | 197 | 75 | 581 |
| 6 Sungai Raya | 159 | 319 | 100 | 578 |
| 7 Peureulak | 842 | 630 | 325 | 1,797 |
| 8 Peureulak Timur | 189 | 170 | 85 | 444 |
| 9 Peureulak Barat | 32 | 80 | 40 | 152 |
| 10 Ranto Peureulak | - | - | - | - |
| 11 Idi Rayeuk | 7,999 | 500 | 600 | 9,099 |
| 12 Peudawa | 423 | 341 | 276 | 1,040 |
| 13 Banda Alam | - | - | - | - |
| 14 Idi Tunong | - | - | - | - |
| 15 Darul Ihsan | - | - | - | - |
| 16 Idi Timur | 200 | 162 | 0 | 362 |
| 17 Darul Aman | 517 | 501 | 375 | 1,393 |
| 18 Nurussalam | 157 | 241 | 167 | 565 |
| 19 Darul Falah | - | - | - | - |
| 20 Julok | 413 | 342 | 285 | 1,040 |
| 21 Indra Makmur | - | - | - | - |
| 22 Pante Bidari | - | - | - | - |
| 23 Simpang Ulim | 457 | 391 | 175 | 1,023 |
| 24 Madat | 237 | 343 | 65 | 645 |
| 2017 | 12 188 | 4 362 | 2 618 | 19 168 |
| 2016 | 5 267 | 4 862 | 3 083 | 13 212 |
| 2015 | 5 271 | 4 862 | 3 083 | 13 216 |

Sumber: Dinas Perikanan Kabupaten Aceh Timur

Source: *Department of Fisheries of Aceh Timur Regency*

Tabel 5.5.3 Jumlah Perahu/Kapal Menurut Kecamatan dan Jenis Kapal di Kabupaten Aceh Timur 2017
Table **Number of Fishing Boats by Subdistrict and Type of Boat in Aceh Timur Regency, 2017**

| Kecamatan Subdistrict | Perahu Tanpa Motor Nonpowered Boat | Motor Tempel Outboard Motorboat | Kapal Motor Inboard Motorboat | Jumlah Total |
|--------------------------|---------------------------------------|------------------------------------|----------------------------------|-----------------|
| (1) | (2) | (3) | (4) | (5) |
| 1 Serbajadi | - | - | - | - |
| 2 Simpang Jernih | - | - | - | - |
| 3 Peunaron | - | - | - | - |
| 4 Birem Bayeun | 81 | 98 | 67 | 246 |
| 5 Rantau Selamat | 62 | 87 | 55 | 204 |
| 6 Sungai Raya | 51 | 95 | 46 | 192 |
| 7 Peureulak | 40 | 165 | 225 | 430 |
| 8 Peureulak Timur | 80 | 45 | 0 | 125 |
| 9 Peureulak Barat | 14 | 8 | 0 | 22 |
| 10 Ranto Peureulak | - | - | - | - |
| 11 Idi Rayeuk | 21 | 45 | 492 | 558 |
| 12 Peudawa | 20 | 58 | 249 | 327 |
| 13 Banda Alam | - | - | - | - |
| 14 Idi Tunong | - | - | - | - |
| 15 Darul Ihsan | - | - | - | - |
| 16 Idi Timur | 0 | 76 | 16 | 92 |
| 17 Darul Aman | 8 | 5 | 146 | 159 |
| 18 Nurussalam | 11 | 26 | 42 | 79 |
| 19 Darul Falah | - | - | - | - |
| 20 Julok | 67 | 34 | 112 | 213 |
| 21 Indra Makmur | - | - | - | - |
| 22 Pante Bidari | - | - | - | - |
| 23 Simpang Ulim | 52 | 154 | 115 | 321 |
| 24 Madat | 47 | 105 | 14 | 166 |
| 2017 | 554 | 1 001 | 1 579 | 3 134 |
| 2016 | 554 | 1 047 | 1 562 | 3 163 |
| 2015 | 554 | 713 | 1 486 | 2 753 |

Sumber: Dinas Perikanan Kabupaten Aceh Timur
 Source: Department of Fisheries of Aceh Timur Regency

Tabel 5.5.4 Jumlah Kapal Motor Menurut Gross Ton (GT) dan Kecamatan, 2017
Table 5.5.4 Number of Inboard Motorboat by Gross Ton (GT) and Sub District, 2017

| Kecamatan Subdistrict | Ukuran Kapal Motor Gross Ton (GT) | | | | | Jumlah/ Total |
|--------------------------|-----------------------------------|------------|------------|------------|-----------|------------------|
| | 5 < | 5 - 10 | 11 - 20 | 21 - 30 | >30 | |
| (1) | (2) | (3) | (4) | (5) | (6) | (7) |
| 1 Serbajadi | - | - | - | - | - | - |
| 2 Simpang Jernih | - | - | - | - | - | - |
| 3 Peunaron | - | - | - | - | - | - |
| 4 Birem Bayeun | 65 | 2 | 0 | 0 | 0 | 67 |
| 5 Rantau Selamat | 54 | 1 | 0 | 0 | 0 | 55 |
| 6 Sungai Raya | 45 | 1 | 0 | 0 | 0 | 46 |
| 7 Peureulak | 162 | 19 | 23 | 19 | 2 | 225 |
| 8 Peureulak Timur | 0 | 0 | 0 | 0 | 0 | 0 |
| 9 Peureulak Barat | 0 | 0 | 0 | 0 | 0 | 0 |
| 10 Ranto Peureulak | - | - | - | - | - | - |
| 11 Idi Rayeuk | 113 | 90 | 114 | 104 | 71 | 492 |
| 12 Peudawa | 243 | 6 | 0 | 0 | 0 | 249 |
| 13 Banda Alam | - | - | - | - | - | - |
| 14 Idi Tunong | - | - | - | - | - | - |
| 15 Darul Ihsan | - | - | - | - | - | - |
| 16 Idi Timur | 16 | 0 | 0 | 0 | 0 | 16 |
| 17 Darul Aman | 33 | 72 | 15 | 18 | 8 | 146 |
| 18 Nurussalam | 42 | 0 | 0 | 0 | 0 | 42 |
| 19 Darul Falah | - | - | - | - | - | - |
| 20 Julok | 103 | 0 | 6 | 3 | 0 | 112 |
| 21 Indra Makmur | - | - | - | - | - | - |
| 22 Pante Bidari | - | - | - | - | - | - |
| 23 Simpang Ulim | 114 | 0 | 0 | 1 | 0 | 115 |
| 24 Madat | 2 | 12 | 0 | 0 | 0 | 14 |
| Aceh Timur | 992 | 203 | 158 | 145 | 81 | 1 579 |

Sumber: Dinas Perikanan Kabupaten Aceh Timur

Source: Department of Fisheries of Aceh Timur Regency

Perahu Tanpa Motor Penangkap Ikan Laut Menurut Kategori dan Kecamatan, 2017

Tabel 5.5.5 *Marine Fishing Non Powered Boat by Category and Sub District, 2017*

| Kecamatan <i>Subdistrict</i> | Jukung <i>Dugout Boat</i> | Kecil <i>Small</i> | Sedang <i>Medium</i> | Besar <i>Large</i> | Jumlah <i>Total</i> |
|--|-------------------------------------|------------------------------|--------------------------------|------------------------------|-------------------------------|
| (1) | (2) | (3) | (4) | (5) | |
| 1 Serbajadi | - | - | - | - | - |
| 2 Simpang Jernih | - | - | - | - | - |
| 3 Peunaron | - | - | - | - | - |
| 4 Birem Bayeun | 0 | 0 | 81 | 0 | 81 |
| 5 Rantau Selamat | 0 | 0 | 62 | 0 | 62 |
| 6 Sungai Raya | 0 | 0 | 51 | 0 | 51 |
| 7 Peureulak | 0 | 0 | 40 | 0 | 40 |
| 8 Peureulak Timur | 0 | 0 | 80 | 0 | 80 |
| 9 Peureulak Barat | 0 | 0 | 14 | 0 | 14 |
| 10 Ranto Peureulak | - | - | - | - | - |
| 11 Idi Rayeuk | 0 | 0 | 21 | 0 | 21 |
| 12 Peudawa | 0 | 0 | 20 | 0 | 20 |
| 13 Banda Alam | - | - | - | - | - |
| 14 Idi Tunong | - | - | - | - | - |
| 15 Darul Ihsan | - | - | - | - | - |
| 16 Idi Timur | 0 | 0 | 0 | 0 | 0 |
| 17 Darul Aman | 0 | 0 | 8 | 0 | 8 |
| 18 Nurussalam | 0 | 0 | 11 | 0 | 11 |
| 19 Darul Falah | - | - | - | - | - |
| 20 Julok | 0 | 0 | 67 | 0 | 67 |
| 21 Indra Makmur | - | - | - | - | - |
| 22 Pante Bidari | - | - | - | - | - |
| 23 Simpang Ulim | 0 | 0 | 52 | 0 | 52 |
| 24 Madat | 0 | 0 | 47 | 0 | 47 |
| 2017 | 0 | 0 | 554 | 0 | 554 |
| 2016 | 0 | 0 | 554 | 0 | 554 |
| 2015 | 0 | 0 | 554 | 0 | 554 |

Sumber : Dinas Perikanan Kabupaten Aceh Timur

Source : *Department of Fisheries of Aceh Timur Regency*

Tabel 5.5.6 Jumlah Alat Penangkapan ikan Menurut Jenis (unit), 2017
Table Number of Fishing Equipment by Type (unit), 2017

| Jenis Alat Tangkap <i>Type of Catch Tools</i> | 2014 | 2015 | 2016 | 2017 |
|--|--------------|--------------|--------------|--------------|
| (1) | (2) | (3) | (4) | (5) |
| 1 Pukat Payang (termasuk Lampara) | 0 | 0 | 0 | 0 |
| 2 Pukat Dogol (Lampara Dasar, Cantrang) | 0 | 0 | 0 | 0 |
| 3 Pukat Pantai (Jaring Arad) | 0 | 0 | 0 | 0 |
| 4 Pukat Cincin | 507 | 508 | 509 | 513 |
| 5 Jaring Insang Hanyut | 1 049 | 1 053 | 1 053 | 1,168 |
| 6 Jaring Insang Lingkar | 0 | 0 | 0 | 0 |
| 7 Jaring Klitik | 0 | 0 | 0 | 0 |
| 8 Jaring Insang Tetap | 0 | 0 | 0 | 0 |
| 9 Jaring Insang Tiga Lapis | 371 | 386 | 386 | 366 |
| 10 Pancing Rawai Tuna | 0 | 0 | 0 | 0 |
| 11 Pancing Rawai Hanyut selain Rawai | 394 | 396 | 396 | 402 |
| 12 Pancing Rawai Tetap | 0 | 0 | 0 | 0 |
| 13 Pancing Rawai Tetap Dasar | 0 | 0 | 0 | 0 |
| 14 Pancing Hutahe | 0 | 0 | 0 | 0 |
| 15 Pancing Tonda | 306 | 306 | 306 | 315 |
| 16 Pancing Ulur | 0 | 0 | 0 | 0 |
| 17 Pancing Tegak | 0 | 0 | 0 | 0 |
| 18 Pancing Cumi | 0 | 0 | 0 | 0 |
| 19 Pancing Lainnya | 0 | 0 | 0 | 0 |
| 20 Perangkap Bubu (termasuk Bubu Ambal) | 0 | 0 | 0 | 0 |
| 21 Alat Pengumpul Rumput Laut | 0 | 0 | 0 | 0 |
| 22 Alat Penangkapan Kerang | 0 | 0 | 0 | 0 |
| 23 Perangkap Lainnya | 641 | 641 | 641 | 729 |
| Aceh Timur | 3 268 | 3 290 | 3 291 | 3 493 |

Sumber: Dinas Perikanan Kabupaten Aceh Timur

Source: Department of Fisheries of Aceh Timur Regency

Jumlah Pelabuhan Perikanan Menurut Kategori dan Kecamatan,

Tabel 5.5.7 2017

Table Number of Fishing Port by Category and Sub District, 2017

| Kecamatan Subdistrict | Kategori/ Category | | |
|--------------------------|--|--|-----------------------------------|
| | Pelabuhan Perikanan Pantai Harbor Fishing Beach | Pangkalan Pendaratan Ikan Fish Landing Base | Dermaga Perikanan Fishery Dock |
| (1) | (2) | (3) | (4) |
| 1 Serbajadi | - | - | - |
| 2 Simpang Jernih | - | - | - |
| 3 Peunaron | - | - | - |
| 4 Birem Bayeun | 0 | 0 | 0 |
| 5 Rantau Selamat | 0 | 1 | 1 |
| 6 Sungai Raya | 0 | 0 | 1 |
| 7 Peureulak | 0 | 0 | 4 |
| 8 Peureulak Timur | 0 | 0 | 1 |
| 9 Peureulak Barat | 0 | 0 | 1 |
| 10 Ranto Peureulak | - | - | - |
| 11 Idi Rayeuk | 1 | 0 | 1 |
| 12 Peudawa | 0 | 0 | 1 |
| 13 Banda Alam | - | - | - |
| 14 Idi Tunong | - | - | - |
| 15 Darul Ihsan | - | - | - |
| 16 Idi Timur | 0 | 0 | 0 |
| 17 Darul Aman | 0 | 1 | 1 |
| 18 Nurussalam | 0 | 0 | 2 |
| 19 Darul Falah | - | - | - |
| 20 Julok | 0 | 0 | 3 |
| 21 Indra Makmur | - | - | - |
| 22 Pante Bidari | - | - | - |
| 23 Simpang Ulim | 0 | 0 | 1 |
| 24 Madat | 0 | 0 | 1 |
| Aceh Timur | 1 | 2 | 18 |

Sumber: Dinas Perikanan Kabupaten Aceh Timur

Source: Department of Fisheries of Aceh Timur Regency

Tabel
Table 5.5.8

Produksi Perikanan Tangkap Menurut Kecamatan dan Subsektor di Kabupaten Aceh Timur (ton), 2016 dan 2017
Production of Fish Capture by Subdistrict and Subsector in Aceh Timur Regency (ton), 2016 and 2017

| Kecamatan Subdistrict | Perikanan Laut <i>Marine Fisheries</i> | | Perairan Umum <i>Inland Water</i> | | Jumlah <i>Total</i> | |
|--------------------------|---|------------------|--------------------------------------|------|------------------------|------------------|
| | 2016 | 2017 | 2016 | 2017 | 2016 | 2017 |
| (1) | (2) | (3) | (4) | (5) | (6) | (7) |
| 1 Serbajadi | - | - | - | - | - | - |
| 2 Simpang Jernih | - | - | - | - | - | - |
| 3 Peunaron | - | - | - | - | - | - |
| 4 Birem Bayeun | 44.46 | 52.03 | --- | --- | 44.46 | 52.03 |
| 5 Rantau Selamat | 53.82 | 57.84 | --- | --- | 53.82 | 57.84 |
| 6 Sungai Raya | 99.16 | 212.83 | --- | --- | 99.16 | 212.83 |
| 7 Peureulak | 677.83 | 680.72 | --- | --- | 677.83 | 680.72 |
| 8 Peureulak Timur | 34.03 | 29.44 | --- | --- | 34.03 | 29.44 |
| 9 Peureulak Barat | - | - | - | - | - | - |
| 10 Ranto Peureulak | - | - | - | - | - | - |
| 11 Idi Rayeuk | 23,738.11 | 24,104.24 | --- | --- | 23,738.11 | 24,104.24 |
| 12 Peudawa | 187.18 | 192.84 | --- | --- | 187.18 | 192.84 |
| 13 Banda Alam | - | - | - | - | - | - |
| 14 Idi Tunong | - | - | - | - | - | - |
| 15 Darul Ihsan | - | - | - | - | - | - |
| 16 Idi Timur | - | - | - | - | - | - |
| 17 Darul Aman | 1,725.59 | 1,817.52 | --- | --- | 1,725.59 | 1,817.52 |
| 18 Nurussalam | 158.62 | 172.84 | --- | --- | 158.62 | 172.84 |
| 19 Darul Falah | - | - | - | - | - | - |
| 20 Julok | 528.99 | 565.65 | --- | --- | 528.99 | 565.65 |
| 21 Indra Makmur | - | - | - | - | - | - |
| 22 Pante Bidari | - | - | - | - | - | - |
| 23 Simpang Ulim | 183.28 | 253.63 | --- | --- | 183.28 | 253.63 |
| 24 Madat | 43.22 | 35.88 | --- | --- | 43.22 | 35.88 |
| Aceh Timur | 27 474.29 | 28 175.45 | --- | --- | 27 474.29 | 28 175.45 |

Sumber: Dinas Perikanan Kabupaten Aceh Timur

Source: Department of Fisheries of Aceh Timur Regency

Produksi dan Nilai Produksi Ikan Hasil Perikanan Laut Menurut Jenis Ikan, 2017

Tabel 5.5.9 *Production and Production Value of Fish in Marine Fisheries by Kind of Fish, 2017*

| Jenis Ikan <i>Type of Fish</i> | Jumlah Produksi (Ton) <i>Production (Ton)</i> | Nilai (000 Rp.) <i>Value (000 Rp.)</i> |
|-----------------------------------|--|---|
| (1) | (2) | (3) |
| 1 Alu-alu/Manggilala | 124.61 | 2 492 260.00 |
| 2 Bentong | 412.70 | 9 079 356.00 |
| 3 Bawal Hitam | 42.89 | 1 629 630.00 |
| 4 Bawal Putih | 0.40 | 15 840.00 |
| 5 Belanak | 45.66 | 593 528.00 |
| 6 Beleso | 26.21 | 445 604.00 |
| 7 Biji Nangka | 55.34 | 940 797.00 |
| 8 Cakalang | 2 551.64 | 56 136 168.00 |
| 9 Cucut Lanyam | 18.96 | 284 415.00 |
| 10 Cucut Martil | 0.00 | 0.00 |
| 11 Cendro, Kacangan | 36.44 | 619 412.00 |
| 12 Cumi-cumi | 2.11 | 52 700.00 |
| 13 Golok-golok | 72.51 | 1 450 220.00 |
| 14 Ikan Pedang | 112.12 | 1 906 108.00 |
| 15 Lencam/ Jahaha | 53.77 | 1 613 010.00 |
| 16 Kurisi | 157.28 | 5 976 640.00 |
| 17 Kerapu Karang | 190.82 | 6 678 630.00 |
| 18 Kakap Merah | 160.51 | 6 099 228.00 |
| 19 Kakap Putih | 28.24 | 705 900.00 |
| 20 Kambing-kambing | 42.97 | 515 652.00 |
| 21 Kwee | 170.97 | 6 496 936.00 |
| 22 Kembung | 3 977.66 | 95 463 768.00 |
| 23 Kapas-kapas | 54.69 | 929 747.00 |
| 24 Kerong-kerong | 24.10 | 433 764.00 |
| 25 Layur | 183.99 | 3 679 720.00 |

Tabel 5.5.9 Lanjutan
Table Continued

| Jenis Ikan <i>Type of Fish</i> | Jumlah Produksi (Ton) <i>Production (Ton)</i> | Nilai (000 Rp.) <i>Value (000 Rp.)</i> |
|--|---|--|
| (1) | (2) | (3) |
| 26 Layaran | --- | --- |
| 27 Lemadang | 142.51 | 2 422 636.00 |
| 28 Lemuru | 35.72 | 428 676.00 |
| 29 Lain - lain | 99.45 | 2 088 366.00 |
| 30 Layang deles | 4 373.05 | 87 461 080.00 |
| 31 Lisong | 4 011.71 | 88 257 576.00 |
| 32 Layang biru | 3 822.66 | 76 453 200.00 |
| 33 Madidihang | 30.86 | 617 140.00 |
| 34 Manyung | 61.55 | 1 231 000.00 |
| 35 Gulamah | 0.00 | 0.00 |
| 36 Pari kembang | 48.91 | 684 796.00 |
| 37 Peperek | 41.41 | 662 560.00 |
| 38 Banyar / pilok | 215.47 | 3 447 552.00 |
| 39 Rajungan | 13.55 | 311 627.00 |
| 40 Swangi | 79.15 | 1 266 368.00 |
| 41 Selar hijau | 2 156.65 | 43 132 960.00 |
| 42 Selar kuning | 88.27 | 1 323 975.00 |
| 43 Sunlir | 292.01 | 4 964 187.00 |
| 44 Tongkol kray | 474.87 | 10 447 162.00 |
| 45 Tongkol como | 2 634.54 | 55 325 298.00 |
| 46 Tenggiri papan | 305.71 | 9 782 848.00 |
| 47 Talang-talang | 80.83 | 1 131 634.00 |
| 48 Tetengkek | 183.68 | 2 755 245.00 |
| 49 Tembang | 84.98 | 1 189 678.00 |
| 50 Tuna sirip biru | --- | --- |

Tabel 5.5.9 **Lanjutan**
Table *Continued*

| Jenis Ikan <i>Type of Fish</i> | Jumlah Produksi (Ton) <i>Production (Ton)</i> | Nilai (000 Rp.) <i>Value (000 Rp.)</i> |
|--|---|--|
| (1) | (2) | (3) |
| 51 Terubuk | 41.40 | 621 015.00 |
| 52 Teri | 120.43 | 1 445 148.00 |
| 53 Udang Windu | 73.69 | 5 895 520.00 |
| 54 Udang Jerbung | 91.04 | 5 462 640.00 |
| 55 Udang Barong/Lobster | 2.01 | 110 440.00 |
| 56 Udang Dogol | 3.81 | 152 280.00 |
| 57 Udang Krosok | 10.35 | 413 920.00 |
| 58 Udang Kipas | --- | --- |
| 59 Udang Lainnya | 8.62 | 344 680.00 |

Sumber: Dinas Perikanan Kabupaten Aceh Timur
 Source: *Department of Fisheries of Aceh Timur Regency*

Tabel
Table **5.5.10**

Produksi dan Nilai Produksi Ikan* Hasil Perikanan Laut Menurut Kecamatan, 2017
Production and Value Production of Fish In Marine Fisheries by Sub District, 2017

| Kecamatan <i>Subdistrict</i> | Jumlah Produksi (Ton) <i>Production (Ton)</i> | Nilai (000 Rp) <i>Value (000Rp)</i> |
|--|---|---|
| (1) | (2) | (3) |
| 1 Serbajadi | 0.00 | 0.00 |
| 2 Simpang Jernih | 0.00 | 0.00 |
| 3 Peunaron | 0.00 | 0.00 |
| 4 Birem Bayeun | 52.03 | 918 396.00 |
| 5 Rantau Selamat | 57.84 | 1 042 626.00 |
| 6 Sungai Raya | 212.83 | 7 052 959.00 |
| 7 Peureulak | 680.72 | 15 318 820.00 |
| 8 Peureulak Timur | 29.44 | 847 439.00 |
| 9 Peureulak Barat | 0.00 | 0.00 |
| 10 Ranto Peureulak | 0.00 | 0.00 |
| 11 Idi Rayeuk | 24 104.24 | 517 906 535.00 |
| 12 Peudawa | 192.84 | 6 218 940.00 |
| 13 Banda Alam | 0.00 | 0.00 |
| 14 Idi Tunong | 0.00 | 0.00 |
| 15 Darul Ihsan | 0.00 | 0.00 |
| 16 Idi Timur | 0.00 | 0.00 |
| 17 Darul Aman | 1 817.52 | 39 483 938.00 |
| 18 Nurussalam | 172.84 | 3 116 504.00 |
| 19 Darul Falah | 0.00 | 0.00 |
| 20 Julok | 565.65 | 14 217 500.00 |
| 21 Indra Makmur | 0.00 | 0.00 |
| 22 Pante Bidari | 0.00 | 0.00 |
| 23 Simpang Ulim | 253.63 | 7 280 173.00 |
| 24 Madat | 35.88 | 666 410.00 |
| 2017 | 28 175.45 | 614 070 240.00 |
| 2016 | 27 474.29 | 599 565 982.30 |
| 2015 | 20 031.34 | 392 012 679.30 |

*)termasuk udang , hewan berkulit keras dan berkulit lunak

Sumber: Dinas Perikanan Kabupaten Aceh Timur

Source: Department of Fisheries of Aceh Timur Regency

Produksi dan Nilai Produksi Udang Hasil Perikanan Laut Menurut Kecamatan, 2017

Tabel 5.5.11 *Production and Production Value of Shrimp in Marine Fisheries by Sub District, 2017*

| Kecamatan Subdistrict | Jumlah Produksi (Ton) Production (Ton) | Nilai (000 Rp.) Value (000 Rp.) |
|----------------------------------|---|--|
| (1) | (2) | (3) |
| 1 Serbajadi | - | - |
| 2 Simpang Jernih | - | - |
| 3 Peunaron | - | - |
| 4 Birem Bayeun | 0.00 | 0.00 |
| 5 Rantau Selamat | 0.00 | 0.00 |
| 6 Sungai Raya | 37.80 | 2 505 800.00 |
| 7 Peureulak | 31.97 | 2 088 560.00 |
| 8 Peureulak Timur | 6.23 | 310 220.00 |
| 9 Peureulak Barat | 0.00 | 0.00 |
| 10 Ranto Peureulak | - | - |
| 11 Idi Rayeuk | 0.00 | 0.00 |
| 12 Peudawa | 57.15 | 3 701 500.00 |
| 13 Banda Alam | - | - |
| 14 Idi Tunong | - | - |
| 15 Darul Ihsan | - | - |
| 16 Idi Timur | 0.00 | 0.00 |
| 17 Darul Aman | 0.00 | 0.00 |
| 18 Nurussalam | 0.00 | 0.00 |
| 19 Darul Falah | - | - |
| 20 Julok | 46.21 | 3 114 640.00 |
| 21 Indra Makmur | - | - |
| 22 Pante Bidari | - | - |
| 23 Simpang Ulim | 10.17 | 658 760.00 |
| 24 Madat | 0.00 | 0.00 |
| 2017 | 189.52 | 12 379 480.00 |
| 2016 | 173.05 | 8 837 325.00 |
| 2015 | 181.36 | 6 892 555.00 |

Sumber : Dinas Perikanan Kabupaten Aceh Timur

Source : Department of Fisheries of Aceh Timur Regency

Tabel
Table **5.5.12**

Produksi dan Nilai Produksi Binatang Berkulit Keras Hasil Perikanan Laut Menurut Kecamatan, 2017

Production and Production Value of Crustaceans in Marine Fisheries by Sub District, 2017

| Kecamatan <i>Subdistrict</i> | Jumlah Produksi (Ton) <i>Production (Ton)</i> | Nilai (000 Rp.) <i>Value (000 Rp.)</i> |
|--|---|--|
| (1) | (2) | (3) |
| 1 Serbajadi | - | - |
| 2 Simpang Jernih | - | - |
| 3 Peunaron | - | - |
| 4 Birem Bayeun | 0.53 | 12 213.00 |
| 5 Rantau Selamat | 0 | 0.00 |
| 6 Sungai Raya | 2.27 | 52 279.00 |
| 7 Peureulak | 2.37 | 54 579.00 |
| 8 Peureulak Timur | 0.82 | 18 929.00 |
| 9 Peureulak Barat | 0 | 0.00 |
| 10 Ranto Peureulak | - | - |
| 11 Idi Rayeuk | 0 | 0.00 |
| 12 Peudawa | 2.32 | 53 406.00 |
| 13 Banda Alam | - | - |
| 14 Idi Tunong | - | - |
| 15 Darul Ihsan | - | - |
| 16 Idi Timur | 0 | 0.00 |
| 17 Darul Aman | 1.62 | 37 352.00 |
| 18 Nurussalam | 0.92 | 21 252.00 |
| 19 Darul Falah | - | - |
| 20 Julok | 2.22 | 50 991.00 |
| 21 Indra Makmur | - | - |
| 22 Pante Bidari | - | - |
| 23 Simpang Ulim | 0.46 | 10 626.00 |
| 24 Madat | 0 | 0.00 |
| 2017 | 13.55 | 311 627.00 |
| 2016 | 12.06 | 277 288.00 |
| 2015 | 41.89 | 837 754.00 |

Sumber : Dinas Perikanan Kabupaten Aceh Timur

Source : Department of Fisheries of Aceh Timur Regency

Tabel 5.5.13 **Produksi dan Nilai Produksi Binatang Berkulit Lunak Hasil Perikanan Laut Menurut Kecamatan, 2017**
Table 5.5.13 **Production and Production Value of Echinoderms in Marine Fisheries by Sub District, 2017**

| Kecamatan <i>Subdistrict</i> | Jumlah Produksi (Ton) Production (Ton) | Nilai (000 Rp.) Value (000 Rp.) |
|---------------------------------|---|------------------------------------|
| (1) | (2) | (3) |
| 1 Serbajadi | - | - |
| 2 Simpang Jernih | - | - |
| 3 Peunaron | - | - |
| 4 Birem Bayeun | 0 | 0.00 |
| 5 Rantau Selamat | 0 | 0.00 |
| 6 Sungai Raya | 0 | 0.00 |
| 7 Peureulak | 0 | 0.00 |
| 8 Peureulak Timur | 0 | 0.00 |
| 9 Peureulak Barat | 0 | 0.00 |
| 10 Ranto Peureulak | - | - |
| 11 Idi Rayeuk | 0 | 0.00 |
| 12 Peudawa | 0 | 0.00 |
| 13 Banda Alam | - | - |
| 14 Idi Tunong | - | - |
| 15 Darul Ihsan | - | - |
| 16 Idi Timur | 0 | 0.00 |
| 17 Darul Aman | 0 | 0.00 |
| 18 Nurussalam | 0 | 0.00 |
| 19 Darul Falah | - | - |
| 20 Julok | 2.11 | 52,700 |
| 21 Indra Makmur | - | - |
| 22 Pante Bidari | - | - |
| 23 Simpang Ulim | 0 | 0.00 |
| 24 Madat | 0 | 0.00 |
| 2017 | 2.11 | 52 700.00 |
| 2016 | --- | --- |
| 2015 | 57.41 | 1 435 225.00 |

Sumber : Dinas Perikanan Kabupaten Aceh Timur

Source : Department of Fisheries of Aceh Timur Regency

Tabel 5.5.14 **Produksi dan Nilai Produksi Udang, Binatang Berkulit Keras dan Binatang Berkulit Lunak Hasil Perikanan Laut Menurut Jenis, 2017**
Table Production and Production Value of Shrimp, Crustaceans and Echinoderms in Marine Fisheries by Type, 2017

| Jenis Type | Jumlah Produksi (Ton) Production (Ton) | Nilai (000 Rp.) Value (000 Rp.) |
|--------------------------------|---|------------------------------------|
| (1) | (2) | (3) |
| UDANG | | |
| 1 Udang Barong/ Lobster | 2.01 | 110 440 |
| 2 Udang Dogol | 3.81 | 152 280 |
| 3 Udang Jerbung/putih | 91.04 | 5 462 640 |
| 4 Udang Kipas | --- | --- |
| 5 Udang Krosok | 10.35 | 413 920 |
| 6 Udang Windu | 73.69 | 5 895 520 |
| 7 Udang Lainnya | 8.62 | 344 680 |
| BINATANG BERKULIT KERAS | | |
| 1 Kepiting | --- | --- |
| 2 Rajungan | 13.55 | 311 627 |
| 3 Lainnya | --- | --- |
| BINATANG BERKULIT LUNAK | | |
| 1 Cumi-cumi | 2.11 | 52,700 |
| 2 Gurita | --- | --- |
| 3 Tiram | --- | --- |
| 4 Sotong | --- | --- |
| 5 Lainnya | --- | --- |

Sumber : Dinas Perikanan Kabupaten Aceh Timur

Source : Department of Fisheries of Aceh Timur Regency

Tabel 5.5.15 Jumlah Rumah Tangga Perikanan Budidaya Menurut Kecamatan dan Jenis Budidaya di Kabupaten Aceh Timur, 2017
Table 5.5.15 Number of Aquaculture Households by Subdistrict and Type of Aquaculture in Aceh Timur Regency, 2017

| Kecamatan Subdistrict | Budidaya Laut Marine Culture | Tambak Brackish Water Pond | Kolam Fresh Water Pond | Keramba Cage | Jaring Apung Floating Cage Net | Sawah Paddy Field | Jumlah Total |
|--------------------------|---------------------------------|----------------------------------|---------------------------------|-----------------|--------------------------------------|-------------------------|--------------|
| (1) | (2) | (3) | (4) | (5) | (6) | (7) | (8) |
| 1 Serbajadi | --- | - | 47 | --- | --- | --- | 47 |
| 2 Simpang Jernih | --- | - | 53 | --- | --- | --- | 53 |
| 3 Peunaron | --- | - | 18 | --- | --- | --- | 18 |
| 4 Birem Bayeun | --- | 396 | 41 | --- | --- | --- | 437 |
| 5 Rantau Selamat | --- | 376 | 56 | --- | --- | --- | 432 |
| 6 Sungai Raya | --- | 455 | 27 | --- | --- | --- | 482 |
| 7 Peureulak | --- | 950 | 18 | --- | --- | --- | 968 |
| 8 Peureulak Timur | --- | 592 | 6 | --- | --- | --- | 598 |
| 9 Peureulak Barat | --- | 305 | 43 | --- | --- | --- | 348 |
| 10 Ranto Peureulak | --- | - | 37 | --- | --- | --- | 37 |
| 11 Idi Rayeuk | --- | 166 | 11 | --- | --- | --- | 177 |
| 12 Peudawa | --- | 169 | 4 | --- | --- | --- | 173 |
| 13 Banda Alam | --- | - | 2 | --- | --- | --- | 2 |
| 14 Idi Tunong | --- | - | 7 | --- | --- | --- | 7 |
| 15 Darul Ihsan | --- | - | 2 | --- | --- | --- | 2 |
| 16 Idi Timur | --- | 93 | 0 | --- | --- | --- | 93 |
| 17 Darul Aman | --- | 322 | 6 | --- | --- | --- | 328 |
| 18 Nurussalam | --- | 356 | 0 | --- | --- | --- | 356 |
| 19 Darul Falah | --- | - | 3 | --- | --- | --- | 3 |
| 20 Julok | --- | 499 | 54 | --- | --- | --- | 553 |
| 21 Indra Makmur | --- | - | 33 | --- | --- | --- | 33 |
| 22 Pante Bidari | --- | 103 | 103 | --- | --- | --- | 206 |
| 23 Simpang Ulim | --- | 220 | 0 | --- | --- | --- | 220 |
| 24 Madat | --- | 907 | 25 | --- | --- | --- | 932 |
| Aceh Timur | --- | 5 909 | 596 | --- | --- | --- | 6 505 |

Sumber: Dinas Perikanan Kabupaten Aceh Timur
 Source: Department of Fisheries of Aceh Timur Regency

Tabel 5.5.16 **Luas Tambak (Ha) Menurut Teknologi Budidaya dan Kecamatan, 2017**
Table 5.5.16 Areal of Brackish Water Pond (Ha) by Cultivating Technology and Sub District, 2017

| Kecamatan <i>Subdistrict</i> | Teknologi Budidaya <i>Cultivating Technology</i> | | | Jumlah <i>Total</i> |
|---------------------------------|---|--|------------------------------|------------------------|
| | Tradisional <i>Traditional</i> | Semi Intensif <i>Semi Intensive</i> | Intensif <i>Intensive</i> | |
| | (1) | (3) | (5) | |
| 1 Serbajadi | - | - | - | - |
| 2 Simpang Jernih | - | - | - | - |
| 3 Peunaron | - | - | - | - |
| 4 Birem Bayeun | 906.00 | 0 | 0 | 906.00 |
| 5 Rantau Selamat | 1,199.50 | 0 | 0 | 1,199.50 |
| 6 Sungai Raya | 1,624.77 | 0 | 0 | 1,624.77 |
| 7 Peureulak | 2,190.00 | 0 | 0 | 2,190.00 |
| 8 Peureulak Timur | 2,291.20 | 0 | 0 | 2,291.20 |
| 9 Peureulak Barat | 536.85 | 0 | 0 | 536.85 |
| 10 Ranto Peureulak | - | - | - | - |
| 11 Idi Rayeuk | 168.46 | 0 | 0 | 168.46 |
| 12 Peudawa | 138.60 | 0 | 0 | 138.60 |
| 13 Banda Alam | - | - | - | - |
| 14 Idi Tunong | - | - | - | - |
| 15 Darul Ihsan | - | - | - | - |
| 16 Idi Timur | 106.00 | 0 | 0 | 106.00 |
| 17 Darul Aman | 619.28 | 0 | 0 | 619.28 |
| 18 Nurussalam | 1,530.00 | 0 | 0 | 1,530.00 |
| 19 Darul Falah | - | - | - | - |
| 20 Julok | 1,613.29 | 0 | 0 | 1,613.29 |
| 21 Indra Makmur | - | - | - | - |
| 22 Pante Bidari | - | - | - | - |
| 23 Simpang Ulim | 898.22 | 0 | 0 | 898.22 |
| 24 Madat | 4,015.00 | 0 | 0 | 4,015.00 |
| 2017 | 17 837.17 | 0.00 | 0.00 | 17 837.17 |
| 2016 | 17 837.17 | 0.00 | 0.00 | 17 837.17 |
| 2015 | 17 837.17 | 0.00 | 0.00 | 17 837.17 |

Sumber : Dinas Perikanan Kabupaten Aceh Timur

Source : Department of Fisheries of Aceh Timur Regency

Produksi Tambak (Ton) Menurut Teknologi Budidaya dan Kecamatan, 2017

Tabel 5.5.17
Table

Production of brackish water pond (Ton) by Cultivating Technology and Sub District, 2017

| Kecamatan <i>Subdistrict</i> | Teknologi Budidaya <i>Cultivating Technology</i> | | | Jumlah <i>Total</i> |
|---------------------------------|---|-----------------------|------------------|------------------------|
| | Tradisional | Semi Intensif | Intensif | |
| | <i>Traditional</i> | <i>Semi Intensive</i> | <i>Intensive</i> | |
| (1) | (2) | (3) | (5) | |
| 1 Serbajadi | - | - | - | - |
| 2 Simpang Jernih | - | - | - | - |
| 3 Peunaron | - | - | - | - |
| 4 Birem Bayeun | 472.61 | 0 | 0 | 472.61 |
| 5 Rantau Selamat | 802.40 | 0 | 0 | 802.40 |
| 6 Sungai Raya | 412.00 | 0 | 0 | 412.00 |
| 7 Peureulak | 1,076.02 | 0 | 0 | 1,076.02 |
| 8 Peureulak Timur | 984.12 | 0 | 0 | 984.12 |
| 9 Peureulak Barat | 245.20 | 0 | 0 | 245.20 |
| 10 Ranto Peureulak | - | - | - | - |
| 11 Idi Rayeuk | 162.50 | 0 | 0 | 162.50 |
| 12 Peudawa | 136.60 | 0 | 0 | 136.60 |
| 13 Banda Alam | - | - | - | - |
| 14 Idi Tunong | - | - | - | - |
| 15 Darul Ihsan | - | - | - | - |
| 16 Idi Timur | 64.63 | 0 | 0 | 64.63 |
| 17 Darul Aman | 528.40 | 0 | 0 | 528.40 |
| 18 Nurussalam | 998.62 | 0 | 0 | 998.62 |
| 19 Darul Falah | - | - | - | - |
| 20 Julok | 1,048.06 | 0 | 0 | 1,048.06 |
| 21 Indra Makmur | - | - | - | - |
| 22 Pante Bidari | - | - | - | - |
| 23 Simpang Ulim | 864.86 | 0 | 0 | 864.86 |
| 24 Madat | 1,500.00 | 0 | 0 | 1,500.00 |
| 2017 | 9,296.02 | 0.00 | 0.00 | 9 296.02 |
| 2016 | 9,492.00 | 0.00 | 0.00 | 9 492.00 |
| 2015 | 10 677.00 | 0.00 | 0.00 | 10 677.00 |

Sumber : Dinas Perikanan Kabupaten Aceh Timur

Source : Department of Fisheries of Aceh Timur Regency

Tabel 5.5.18 Jumlah Petani Tambak Menurut Kategori dan Kecamatan, 2017
Table 5.5.18 Number of Brackish Water Ponds Farmer by Category and Sub District, 2017

| Kecamatan <i>Subdistrict</i> | Kategori | | <i>Category</i> | Jumlah <i>Total</i> |
|---------------------------------|----------------------|--------------|------------------------------|------------------------|
| | Penuh <i>Time</i> | <i>Full</i> | Sambilan <i>Part Time</i> | |
| (1) | (2) | | (3) | |
| 1 Serbajadi | | 0 | 0 | 0 |
| 2 Simpang Jernih | | 0 | 0 | 0 |
| 3 Peunaron | | 0 | 0 | 0 |
| 4 Birem Bayeun | | 396 | 0 | 396 |
| 5 Rantau Selamat | | 376 | 0 | 376 |
| 6 Sungai Raya | | 455 | 0 | 455 |
| 7 Peureulak | | 950 | 0 | 950 |
| 8 Peureulak Timur | | 592 | 0 | 592 |
| 9 Peureulak Barat | | 305 | 0 | 305 |
| 10 Ranto Peureulak | | 0 | 0 | 0 |
| 11 Idi Rayeuk | | 166 | 0 | 166 |
| 12 Peudawa | | 169 | 0 | 169 |
| 13 Banda Alam | | 0 | 0 | 0 |
| 14 Idi Tunong | | 0 | 0 | 0 |
| 15 Darul Ihsan | | 0 | 0 | 0 |
| 16 Idi Timur | | 93 | 0 | 93 |
| 17 Darul Aman | | 322 | 0 | 322 |
| 18 Nurussalam | | 356 | 0 | 356 |
| 19 Darul Falah | | 0 | 0 | 0 |
| 20 Julok | | 499 | 0 | 499 |
| 21 Indra Makmur | | 0 | 0 | 0 |
| 22 Pante Bidari | | 103 | 0 | 103 |
| 23 Simpang Ulim | | 220 | 0 | 220 |
| 24 Madat | | 907 | 0 | 907 |
| 2017 | | 5 909 | 0 | 5 909 |
| 2016 | | 5 909 | 0 | 5 909 |
| 2015 | | 5 998 | 0 | 5 998 |

Sumber : Dinas Perikanan Kabupaten Aceh Timur

Source : Department of Fisheries of Aceh Timur Regency

Table 5.5.19 **Produksi Perikanan Budidaya Menurut Kecamatan dan Subsektor di Kabupaten Aceh Timur (ton), 2017**
Production of Fish Capture by Subdistrict and Subsector in Aceh Timur Regency (ton), 2017

| Kecamatan Subdistrict | Budidaya a Laut Marine Culture | Tambak Brackish Water Pond | Kolam Fresh Water Pond | Keramba a Cage | Jaring Apung Floating Cage Net | Sawah Paddy Field | Jumlah Total |
|----------------------------------|---|---|---------------------------------------|---------------------------|---|----------------------------------|-------------------------|
| (1) | (2) | (3) | (4) | (5) | (6) | (7) | (8) |
| 1 Serbajadi | --- | - | 8.92 | --- | --- | --- | 8.92 |
| 2 Simpang Jernih | --- | - | 5.58 | --- | --- | --- | 5.58 |
| 3 Peunaron | --- | - | 4.10 | --- | --- | --- | 4.10 |
| 4 Birem Bayeun | --- | 472.61 | 5.0 | --- | --- | --- | 477.61 |
| 5 Rantau Selamat | --- | 802.40 | 0.00 | --- | --- | --- | 802.40 |
| 6 Sungai Raya | --- | 412.0 | 10.92 | --- | --- | --- | 422.92 |
| 7 Peureulak | --- | 1 076.02 | 0.00 | --- | --- | --- | 1 076.02 |
| 8 Peureulak Timur | --- | 984.12 | 0.00 | --- | --- | --- | 984.12 |
| 9 Peureulak Barat | --- | 245.20 | 0.00 | --- | --- | --- | 245.20 |
| 10 Ranto Peureulak | --- | - | 2.10 | --- | --- | --- | 2.10 |
| 11 Idi Rayeuk | --- | 162.50 | 0.00 | --- | --- | --- | 162.50 |
| 12 Peudawa | --- | 136.60 | 0.00 | --- | --- | --- | 136.60 |
| 13 Banda Alam | --- | - | 0.48 | --- | --- | --- | 0.48 |
| 14 Idi Tunong | --- | - | 0.00 | --- | --- | --- | 0.00 |
| 15 Darul Ihsan | --- | - | 0.00 | --- | --- | --- | 0.00 |
| 16 Idi Timur | --- | 64.63 | 0.00 | --- | --- | --- | 64.63 |
| 17 Darul Aman | --- | 528.40 | 0.00 | --- | --- | --- | 528.40 |
| 18 Nurussalam | --- | 998.62 | 0.00 | --- | --- | --- | 998.62 |
| 19 Darul Falah | --- | - | 0.00 | --- | --- | --- | 0.00 |
| 20 Julok | --- | 1 048.06 | 38.45 | --- | --- | --- | 1 086.51 |
| 21 Indra Makmur | --- | - | 3.15 | --- | --- | --- | 3.15 |
| 22 Pante Bidari | --- | - | 3.90 | --- | --- | --- | 3.90 |
| 23 Simpang Ulim | --- | 864.86 | 0.00 | --- | --- | --- | 864.86 |
| 24 Madat | --- | 1 500.0 | 17.17 | --- | --- | --- | 1 517.17 |
| 2017 | --- | 9 296.02 | 99.77 | --- | --- | --- | 9 395.79 |
| 2016 | --- | 9 492.00 | 103.00 | --- | 34.00 | --- | 9 629.00 |
| 2015 | --- | 10 677.00 | 126.00 | --- | 45.00 | --- | 10 848.00 |

Sumber: Dinas Perikanan Kabupaten Aceh Timur

Source: Department of Fisheries of Aceh Timur Regency

Tabel 5.5.20 Luas Lahan Garam (Ha) Rakyat Menurut Kecamatan, 2017
Table 5.5.20 Areal of Salt Pond (Ha) by Sub District, 2017

| Kecamatan Subdistrict | Luas Lahan (Ha) (Ha) | Areal | Ket |
|--------------------------|-------------------------|--------------|-----|
| (1) | (2) | (3) | |
| 1 Serbajadi | | - | - |
| 2 Simpang Jernih | | - | - |
| 3 Peunaron | | - | - |
| 4 Birem Bayeun | | --- | - |
| 5 Rantau Selamat | | --- | - |
| 6 Sungai Raya | | --- | - |
| 7 Peureulak | | 2.21 | - |
| 8 Peureulak Timur | | --- | - |
| 9 Peureulak Barat | | --- | - |
| 10 Ranto Peureulak | | - | - |
| 11 Idi Rayeuk | | --- | - |
| 12 Peudawa | | --- | - |
| 13 Banda Alam | | --- | - |
| 14 Idi Tunong | | - | - |
| 15 Darul Ihsan | | - | - |
| 16 Idi Timur | | --- | - |
| 17 Darul Aman | | 7.39 | - |
| 18 Nurussalam | | --- | - |
| 19 Darul Falah | | - | - |
| 20 Julok | | --- | - |
| 21 Indra Makmur | | - | - |
| 22 Pante Bidari | | - | - |
| 23 Simpang Ulim | | --- | - |
| 24 Madat | | --- | - |
| 2017 | | 9.60 | - |
| 2016 | | 15.57 | - |
| 2015 | | 18.22 | - |

Sumber : Dinas Perikanan Kabupaten Aceh Timur

Source : Department of Fisheries of Aceh Timur Regency

Kelompok Usaha Garam Rakyat dan Jumlah Petani Garam

Tabel 5.5.21 Menurut Kecamatan, 2017

Table Business Group of Traditional Salt and Number of Salt Farmers by Sub District, 2017

| Kecamatan <i>Subdistrict</i> | Kelompok Usaha Garam Rakyat <i>Business Group of Traditional Salt</i> | Jumlah Petani Garam <i>Number of Salt Farmers</i> |
|--|---|---|
| (1) | (2) | (3) |
| 1 Serbajadi | - | - |
| 2 Simpang Jernih | - | - |
| 3 Peunaron | - | - |
| 4 Birem Bayeun | --- | --- |
| 5 Rantau Selamat | --- | --- |
| 6 Sungai Raya | --- | --- |
| 7 Peureulak | 1 | 7 |
| 8 Peureulak Timur | --- | --- |
| 9 Peureulak Barat | --- | --- |
| 10 Ranto Peureulak | - | - |
| 11 Idi Rayeuk | --- | --- |
| 12 Peudawa | --- | --- |
| 13 Banda Alam | - | - |
| 14 Idi Tunong | - | - |
| 15 Darul Ihsan | - | - |
| 16 Idi Timur | --- | --- |
| 17 Darul Aman | 13 | 120 |
| 18 Nurussalam | --- | --- |
| 19 Darul Falah | - | - |
| 20 Julok | --- | --- |
| 21 Indra Makmur | - | - |
| 22 Pante Bidari | - | - |
| 23 Simpang Ulim | --- | --- |
| 24 Madat | --- | --- |
| 2017 | 14 | 127 |
| 2016 | 15 | 149 |
| 2015 | 26 | 242 |

Sumber : Dinas Perikanan Kabupaten Aceh Timur

Source : Department of Fisheries of Aceh Timur Regency

Tabel 5.5.22 Jumlah Petani Garam Menurut Kategori dan Kecamatan, 2017
Table Number of Salt Farmers by Category and Sub District, 2017

| Kecamatan Subdistrict | Petani Garam Salt Farmers | | |
|--------------------------|------------------------------|------------|------------|
| | 2015 | 2016 | 2017 |
| (1) | (2) | (3) | (4) |
| 1 Serbajadi | - | - | - |
| 2 Simpang Jernih | - | - | - |
| 3 Peunaron | - | - | - |
| 4 Birem Bayeun | --- | --- | --- |
| 5 Rantau Selamat | --- | --- | --- |
| 6 Sungai Raya | --- | --- | --- |
| 7 Peureulak | 25 | 7 | 7 |
| 8 Peureulak Timur | --- | --- | --- |
| 9 Peureulak Barat | --- | --- | --- |
| 10 Ranto Peureulak | - | - | - |
| 11 Idi Rayeuk | --- | --- | --- |
| 12 Peudawa | --- | --- | --- |
| 13 Banda Alam | - | - | - |
| 14 Idi Tunong | - | - | - |
| 15 Darul Ihsan | - | - | - |
| 16 Idi Timur | --- | --- | --- |
| 17 Darul Aman | 153 | 142 | 120 |
| 18 Nurussalam | --- | --- | --- |
| 19 Darul Falah | - | - | - |
| 20 Julok | 64 | --- | --- |
| 21 Indra Makmur | - | - | - |
| 22 Pante Bidari | - | - | - |
| 23 Simpang Ulim | --- | - | - |
| 24 Madat | --- | - | - |
| Aceh Timur | 242 | 149 | 127 |

Sumber: Dinas Perikanan Kabupaten Aceh Timur

Source: Department of Fisheries of Aceh Timur Regency

Produksi dan Nilai Produksi Garam Rakyat Menurut Kecamatan, 2017

Tabel 5.5.23 *Production and Value Production of Salt by Sub District, 2017*

| Kecamatan Subdistrict | Jumlah Produksi (Ton) Production (Ton) | Nilai (000 Rp.) (000 Rp.) | Value |
|--------------------------|---|--------------------------------|-------|
| (1) | (2) | (3) | |
| 1 Serbajadi | - | - | - |
| 2 Simpang Jernih | - | - | - |
| 3 Peunaron | - | - | - |
| 4 Birem Bayeun | --- | --- | --- |
| 5 Rantau Selamat | --- | --- | --- |
| 6 Sungai Raya | --- | --- | --- |
| 7 Peureulak | --- | --- | --- |
| 8 Peureulak Timur | --- | --- | --- |
| 9 Peureulak Barat | --- | --- | --- |
| 10 Ranto Peureulak | - | - | - |
| 11 Idi Rayeuk | --- | --- | --- |
| 12 Peudawa | --- | --- | --- |
| 13 Banda Alam | - | - | - |
| 14 Idi Tunong | - | - | - |
| 15 Darul Ihsan | - | - | - |
| 16 Idi Timur | --- | --- | --- |
| 17 Darul Aman | 478.52 | 2 392 585.00 | |
| 18 Nurussalam | --- | --- | --- |
| 19 Darul Falah | - | - | - |
| 20 Julok | --- | --- | --- |
| 21 Indra Makmur | - | - | - |
| 22 Pante Bidari | - | - | - |
| 23 Simpang Ulim | --- | --- | --- |
| 24 Madat | --- | --- | --- |
| 2017 | 478.52 | 2 392 585.00 | |
| 2016 | 513.82 | 1 541 445.00 | |
| 2015 | 554.84 | 1 664 514.00 | |

Sumber : Dinas Perikanan Kabupaten Aceh Timur

Source : Department of Fisheries of Aceh Timur Regency

3 INDUSTRI KECIL NON FORMAL TERBANYAK DI KABUPATEN ACEH TIMUR



Industri konveksi/penjahit pakaian jadi menduduki peringkat pertama, dengan

308 unit usaha

Unit industri terbanyak kedua adalah industri produk roti dan kue, dengan

228 unit usaha



Unit industri terbanyak ke Tiga adalah industri Batu Bata dengan

181 unit usaha



PENJELASAN TEKNIS

1. Pengumpulan data industri besar dan sedang dilakukan melalui Survei Industri Besar dan Sedang yang dilaksanakan setiap tahun secara lengkap (sensus) sejak tahun 1975. Survei Industri Besar dan Sedang mencakup semua perusahaan industri yang mempunyai tenaga kerja 20 orang atau lebih dengan menggunakan kuesioner II A.

2. Klasifikasi industri yang digunakan dalam survei ini berdasar kepada Klasifikasi Baku Lapangan Usaha Indonesia (KBLI). KBLI adalah klasifikasi lapangan usaha yang berdasar kepada *International Standard Industrial Classification of All Economic Activities* (ISIC) revisi 4 yang telah disesuaikan dengan kondisi Indonesia.

3. **Industri manufaktur** adalah suatu kegiatan ekonomi yang melakukan kegiatan mengubah suatu barang dasar secara mekanis, kimia, atau dengan tangan sehingga menjadi barang jadi/setengah jadi, dan atau barang yang kurang nilainya menjadi barang yang lebih tinggi nilainya, dan sifatnya lebih dekat kepada pemakai akhir. Termasuk dalam kegiatan ini adalah jasa industri dan pekerjaan perakitan.

4. **Jasa industri** adalah kegiatan industri yang melayani keperluan pihak lain. Pada kegiatan ini bahan baku disediakan oleh pihak lain sedangkan pihak pengolah hanya melakukan pengolahannya dengan mendapat imbalan sebagai balas jasa (upah maklon).

TECHNICAL NOTES

1. *Data collection of large and medium scale manufacturing is conducted through The Large and Medium Manufacturing Establishment Survey that has been done annually for all industries (census) since 1975. Large and Medium Manufacturing Establishment Survey covers all manufactures/industries with 20 workers or more by questionnaire II A.*

2. *The industrial classification adopted in this survey refers to the Klasifikasi Baku Lapangan Usaha Indonesia (KBLI). KBLI is classification of economic activities based on the International Standard Industrial Classification of All Economic Activities (ISIC rev 4) that has been modified according to the local condition in Indonesia.*

3. **Manufacturing industry** is defined as an economic activity processing basic goods mechanically, chemicals or manually into final or intermediate goods. It is also defined as processing of lower value goods into higher value goods as final or intermediate products. The activities also include services for manufacturing and assembling.

4. **Services for manufacturing** is defined as a manufacturing activity which serving other manufacturing establishments. In this case, raw materials are supplied by others while the workers are paid as a compensation for processing raw materials.

INDUSTRY, MINING, ENERGY, AND CONSTRUCTION

5. Perusahaan atau usaha industri adalah suatu unit (kesatuan) usaha yang melakukan kegiatan ekonomi, bertujuan menghasilkan barang atau jasa, terletak pada suatu bangunan atau lokasi tertentu, dan mempunyai catatan administrasi tersendiri mengenai produksi dan struktur biaya serta ada seorang atau lebih yang bertanggung jawab atas usaha tersebut.

5. A manufacturing establishment is defined as a production unit engaged in economic activity, producing goods or services, located in a building or in a certain location, keeping a business record concerning the production and cost structure, and having a person or more that are responsible to those activities.

6. Industri manufaktur dikelompokkan ke dalam 4 golongan berdasarkan banyaknya pekerja, yaitu: industri besar (100 orang pekerja atau lebih), industri sedang/menengah (20–99 orang pekerja), industri kecil (5–19 orang pekerja), dan industri mikro (1–4 orang pekerja).

6. Manufacturing industries are categorized into four groups, based on the number of employees: large scale manufacturing (100 employees or more), medium scale manufacturing (20–99 employees), small scale manufacturing (5–19 employees), and micro industry (1–4 employees).

7. Pelanggan adalah individu atau kelompok, baik rumah tangga, perusahaan atau institusi non profit yang membeli air bersih dari perusahaan air bersih.

7. Customers are individuals or groups, whether household, company or non-profit institutions that buy water supply from water supply establishment.

8. Air disalurkan adalah volume air bersih dari perusahaan air bersih

8. Distributed water is the volume of water supply from water supply establishment

ULASAN**DESCRIPTION****Industri**

Industri menjadi semakin penting perannya dalam perekonomian suatu daerah. Industri – industri tersebut berperan dalam meningkatkan pendapatan maupun menyerap tenaga kerja. Melalui industri juga kebutuhan – kebutuhan masyarakat dapat terpenuhi secara mandiri.

Industry

Industry became increasingly important role in the economy of a region. Industries plays a role in increasing income and employment. Through the industrial so supplies the needs of society independently.

Di Kabupaten Aceh Timur, perkembangan industri masih belum terlalu pesat, bahkan belum ada sentra industri khusus. Untuk data yang tercatat mengenai industri masih pada Data Potensi Industri Kecil Non Formal Menurut Komoditi. Pada tahun 2017 di Kabupaten Aceh Timur terdata 1.449 unit industri kecil non formal dengan jumlah tenaga yang bekerja di sektor tersebut sebanyak 5.408 orang. Unit industri terbanyak adalah industri konveksi/penjahit pakaian jadi 308 unit usaha, dimana jumlah tenaga kerja yang terserap 684 orang.

In Aceh Timur Regency, industrial development is still not too fast, even there is no specific industry center. For the data recorded on the industry is still on the Potential of Small Data Non Formal According to Commodity. In 2017 in Aceh Timur Regency there are 1.449 non-formal small industrial unit by the number of personnel working in the sector, as many as 5.408 peoples. Most industrial units are convection /sewer industry with 308 business units, where the number of workers absorbed 684 peoples.

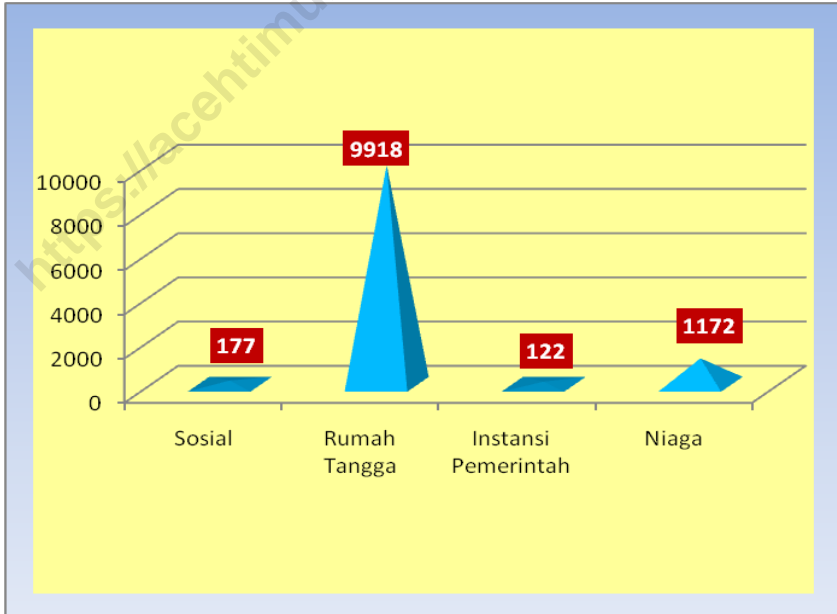
Energi

Jumlah pelanggan terbanyak PDAM di Aceh Timur merupakan pelanggan kategori rumah tangga yaitu sebanyak 9.918, kemudian disusul oleh pelanggan Niaga sebanyak 1.172 dan disusul oleh pelanggan sosial dan instansi pemerintah masih-masing 177 dan 122.

Energy

The largest number of PDAM subscribers in Aceh Timur Regency were household category customers which were 9.918, followed by 1.172 Niaga customers and followed by social customers and government agencies respectively 177 and 122.

Gambar 6 Jumlah Pelanggan Menurut Jenis Pelanggan di Kabupaten Aceh Timur, 2017
Figures Number of Customer by Type of Customers in Aceh Timur Regency, 2017



6.1 INDUSTRI/INDUSTRY

Tabel 6.1.1 Jumlah Perusahaan, Tenaga Kerja, dan Nilai Produksi Menurut Produk dan Klasifikasi Industri di Kabupaten Aceh Timur, 2016*
Table *Number of Establishment, Employees, and Production Value by Product and Industrial Classification in Aceh Timur Regency, 2016**

| | Produk (Klasifikasi Industri) Product (Industrial Classification) | Perusahaan Establishments | Tenaga Kerja Employee | Nilai Produksi Production Value (000) |
|----|--|------------------------------|--------------------------|---|
| | (1) | (2) | (3) | (4) |
| 1 | Industri Pengasinan Ikan (10211) | --- | --- | --- |
| 2 | Pengolahan Tahu/Tempe (10391) | --- | --- | --- |
| 3 | Industri Minyak Kelapa (10423) | --- | --- | --- |
| 4 | Es Krim (10531) | --- | --- | --- |
| 5 | Industri Roti/ Kue Kering (10710) | --- | --- | --- |
| 6 | Industri Gula Merah/Aren (10722) | --- | --- | --- |
| 7 | Limun dan Sirup (10723) | --- | --- | --- |
| 8 | Pengolahan Bubuk Kopi (10761) | --- | --- | --- |
| 9 | Industri Garam Rakyat (10774) | --- | --- | --- |
| 10 | Industri kue tradisional, pisang sale, dodol dan kue basah lainnya (10792) | --- | --- | --- |
| 11 | Industri Keripik, Kerupuk, Opak dan Makanan Ringan Lainnya (10794) | --- | --- | --- |
| 12 | Minuman Ringan (11040) | --- | --- | --- |
| 13 | Industri Rokok Daun (12011) | 15 | 150 | 850 000 |
| 14 | Rokok Daun (12019) | --- | --- | --- |
| 15 | Tenun Aceh (13122) | --- | --- | --- |

INDUSTRY, MINING, ENERGY, AND CONSTRUCTION

Tabel **Lanjutan**
Table 6.1.1 **Continued**

| Produk (Klasifikasi Industri) Product (Industrial Classification) | Perusahaan Establishments | Tenaga Kerja Employee | Nilai Produksi Production Value (000) |
|--|--|--|--|
| (1) | (2) | (3) | (4) |
| 16 Menjahit Pakaian Jadi (14120) | --- | --- | --- |
| 17 Penjahit Peci/ Kopyah (14131) | --- | --- | --- |
| 18 Industri Bordir (14302) | --- | --- | --- |
| 19 Industri Tas Kerawang (15121) | --- | --- | --- |
| 20 Ketam Kusen dan Perabotan (16221) | --- | --- | --- |
| 21 Industri Kerajinan Bambu (16291) | --- | --- | --- |
| 22 Industri Anyaman Tikar dan Pandan (16292) | --- | --- | --- |
| 23 Gagang Sapu (16299) | --- | --- | --- |
| 24 Percetakan (18111) | --- | --- | --- |
| 25 Pupuk Alam Cair (20137) | --- | --- | --- |
| 26 Pupuk Alam Organik dan Kompos (20139) | --- | --- | --- |
| 27 Industri Karya Seni (20293) | --- | --- | --- |
| 28 Jamu dan Olahan Tradisional (21022) | 6 | 22 | 164 150 |
| 29 Industri Batu Bata (23921) | 184 | 814 | 3 735 600 |
| 30 Ubin dan Tegel (23929) | --- | --- | --- |
| 31 Industri Gerabah (23932) | --- | --- | --- |
| 32 Industri Moulding, Komponen dan Bahan-Bahan Bangunan (23939) | --- | --- | --- |

Tabel **Lanjutan**
Table **6.1.1** **Continued**

| Produk (Klasifikasi Industri) Product (Industrial Classification) | Perusahaan Establishments | Tenaga Kerja Employee | Nilai Produksi Production Value (000) |
|--|--|--|--|
| (1) | (2) | (3) | (4) |
| 33 Industri Barang-Barang dari Semen (23941) | --- | --- | --- |
| 34 Pandai Besi (24101) | 31 | 58 | 569 299 |
| 35 Industri Reparasi Dinamo (27900) | 6 | 8 | 95 750 |
| 36 Industri Bengkel, Las, Bubutu dan Peralatan dari Logam (28224) | --- | --- | --- |
| 37 Pembuatan/Perbaikan Kapal Motor, Boat, dan Sampan (30111) | 6 | 30 | 2 939 000 |
| 38 Reparasi Sepeda Motor (30912) | --- | --- | --- |
| 39 Industri Perabot/ Meubel Kayu (31001) | --- | --- | --- |
| 40 Toko Emas (32119) | 16 | 32 | 3 355 300 |
| 41 Industri Sabut Kelapa (32903) | --- | --- | --- |
| 42 Bengkel Reparasi Mobil (45201) | 3 | 7 | 203 950 |
| 43 Reparasi Barang Elektronik (95210) | 15 | 28 | 275 000 |
| Aceh Timur | | | |

***) Data tahun 2017 tidak tersedia**

Sumber: Dinas Perindustrian, Tenaga Kerja, dan Transmigrasi Kabupaten Aceh Timur

Source: Department of Industry, Manpower and Transmigration of Aceh Timur Regency

Tabel 6.1.2 Data Potensi Industri Kecil Non Formal Menurut Komoditi, 2017
Table Potency of Small non Formal Industry by Commodity, 2017

| Komoditas Commodity | Jumlah Unit Usaha Number of Establishment | Jumlah Tenaga Kerja Number of Employee | Jumlah Nilai Investasi Investation Value (000 Rp) | Nilai Produksi Production Value (000 Rp) |
|---|--|---|---|---|
| (1) | (2) | (3) | (4) | (5) |
| A. Jenis Industri Pangan | 501 | 1 737 | 2 558 915 | 26 107 771 |
| 1 Industri Ikan Asin dan Ikan Kayu | 32 | 210 | 318 565 | 3 123 118 |
| 2 Industri Tahu/Tempe Kedelai | 58 | 226 | 384 100 | 8 331 000 |
| 3 Industri Minyak Kelapa | 2 | 6 | 4 170 | 15 505 |
| 4 Industri Pengolahan Es Krim | 2 | 5 | 4 000 | 2 000 |
| 5 Industri Produksi Roti dan Kue | 228 | 728 | 1 139 805 | 7 052 423 |
| 6 Industri Gula Merah | 3 | 11 | 8 750 | 48 600 |
| 7 Industri Bubuk Kopi | 10 | 38 | 100 150 | 453 120 |
| 8 Industri Pisang Sale dan Kue Basah | 153 | 470 | 540 575 | 6 910 505 |
| 9 Industri Keripik | 8 | 24 | 21 000 | 37 350 |
| 10 Jamu Tradisional | 5 | 19 | 37 800 | 134 150 |
| 7 Jenis Industri Sandang | 312 | 692 | 1 064 620 | 4 477 891 |
| 1 Penjahitan Pakaian Jadi | 308 | 684 | 1 037 670 | 4 330 641 |
| 2 Penjahit peci/kopiah | 4 | 8 | 26 950 | 147 250 |
| C. Jenis Industri Kimia dan Bahan Bangunan | 305 | 1 960 | 6 163 300 | 19 350 818 |
| 1 Industri Garam Rakyat | 9 | 207 | 161 300 | 470 900 |
| 2 Ketam Kosen | 21 | 82 | 902 700 | 3 069 250 |
| 3 Pupuk alam | 11 | 84 | 202 000 | 371 018 |
| 4 Batu bata | 181 | 1 295 | 2 718 650 | 11 811 450 |
| 5 Industri Barang dari Semen | 7 | 18 | 134 000 | 425 500 |
| 6 Furniture kayu | 76 | 274 | 2 044 650 | 3 202 700 |

Tabel 6.1.2 **Lanjutan**
Table 6.1.2 **Continued**

| Komoditas Commodity | Jumlah Unit Usaha Number of Establishment | Jumlah Tenaga Kerja Number of Employee | Jumlah Nilai Investasi Investation Value (000 Rp) | Nilai Produksi Production Value (000 Rp) |
|---|--|---|---|---|
| (1) | (2) | (3) | (4) | (5) |
| D. Jenis Industri Logam dan Elektronik | 177 | 473 | 5 612 640 | 11 588 608 |
| 1 Pandai Besi | 18 | 40 | 76 500 | 1 105 700 |
| 2 Reparasi dinamo | 2 | 7 | 61 750 | 80 750 |
| 3 Bengkel las / bubut | 72 | 176 | 2 432 540 | 3 183 488 |
| 2 Pembuatan Kapal Nelayan | 5 | 24 | 659 400 | 1 521 000 |
| 5 Reparasi sepeda motor | 77 | 217 | 2 187 450 | 5 447 670 |
| 6 Reparasi mobil | 1 | 3 | 100 000 | 97 000 |
| 7 Reparasi alat elektronik | 2 | 6 | 95 000 | 153 000 |
| E. Jenis Industri Kerajinan | 154 | 546 | 1 292 387 | 3 126 620 |
| 1 Industri Rokok Daun | 15 | 150 | 158 000 | 850 000 |
| 2 Tenun Tradisional | 1 | 26 | 15 700 | 93 500 |
| 3 Menjahit Bordir | 67 | 198 | 873 295 | 992 890 |
| 4 Tas Terawang | 1 | 5 | 20 500 | 241 500 |
| 5 Anyaman bambu | 3 | 8 | 8 850 | 40 950 |
| 6 Anyaman tikar pandan | 60 | 131 | 158 192 | 615 530 |
| 7 Gagang sapu | 4 | 19 | 37 000 | 69 000 |
| 8 Karya seni | 1 | 1 | 1 350 | 5 250 |
| 9 Gerabah | 2 | 8 | 19 500 | 218 000 |
| 10 Tukang Emas | --- | --- | --- | --- |
| 11 Industri sabut kelapa | --- | --- | --- | --- |

Sumber: Dinas Perindustrian, Tenaga Kerja, dan Transmigrasi Kabupaten Aceh Timur
Source: Department of Industry, Manpower and Transmigration of Aceh Timur Regency

Tabel 6.1.3 **Data Potensi Industri Kecil Formal Menurut Komoditi, 2015***
Table 6.1.3 **Potency of Small Formal Industry by Commodity, 2015***

| Komoditas Commodity | Jumlah Unit Usaha Number of Establishment | Jumlah Tenaga Kerja Number of Employee | Jumlah Nilai Investasi Investation Value (000 Rp) | Nilai Produksi Production Value (000 Rp) |
|---|--|---|---|---|
| (1) | (2) | (3) | (4) | (5) |
| A. Jenis Industri Pangan | 13 | 86 | 183 050 | 694 400 |
| 1 Industri Tahu/Tempe Kedelai | 2 | 11 | 20 500 | 192 350 |
| 2 Industri Produksi Roti dan Kue | 1 | 21 | 31 225 | 45 750 |
| 3 Industri Sirup/Limun | 1 | 7 | 16 500 | 105 000 |
| 4 Industri Bubuk Kopi | 3 | 10 | 80 325 | 166 500 |
| 5 Industri Pisang Sale dan Dodol | 2 | 7 | 9 000 | 77 500 |
| 6 Kerupuk dan Makanan Ringan | 2 | 24 | 10 500 | 49 300 |
| 7 Industri Minuman Ringan | 1 | 3 | 7 500 | 28 000 |
| 8 Industri Jamu Tradisional | 1 | 3 | 7 500 | 30 000 |
| B. Jenis Industri Sandang | 1 | 3 | 12 000 | 40 500 |
| 1 Penjahitan Pakaian | 1 | 3 | 12 000 | 40 500 |
| C. Jenis Industri Kimia dan Bahan Bangunan | 50 | 314 | 1 472 825 | 4 856 800 |
| 1 Ketam Kusen | 27 | 184 | 773 925 | 2 942 050 |
| 2 Pupuk Alam | 1 | 10 | 205 000 | 61 200 |
| 3 Batu bata | 3 | 19 | 37 700 | 257 750 |
| 4 Batako/Traso/Ubin/Tegel | 1 | 10 | 16 750 | 28 000 |
| 5 Komponen Bahan Bangunan | 6 | 27 | 239 500 | 436 600 |
| 6 Industri barang dari semen | 1 | 6 | 75 000 | 137 000 |
| 7 Furniture kayu | 11 | 58 | 124 950 | 994 200 |

Tabel 6.1.3 **Lanjutan**
Table 6.1.3 **Continued**

| Komoditas <i>Commodity</i> | Jumlah Unit Usaha <i>Number of Establishment</i> | Jumlah Tenaga Kerja <i>Number of Employee</i> | Jumlah Nilai Investasi <i>Investation Value (000 Rp)</i> | Nilai Produksi <i>Production Value (000 Rp)</i> |
|--|---|---|--|--|
| (1) | (2) | (3) | (4) | (5) |
| D. Jenis Industri Logam dan Elektronika | 23 | 78 | 834 000 | 1 170 100 |
| 1 Percetakan | 1 | 3 | 200 000 | 115 000 |
| 2 Reparasi dinamo | 1 | 2 | 6 000 | 15 000 |
| 3 Bengkel Las/Bubut | 7 | 27 | 245 000 | 386 550 |
| 4 Reparasi sepeda motor | 12 | 38 | 372 500 | 546 600 |
| 5 Reparasi Mobil | 2 | 8 | 10 500 | 106 950 |
| E. Jenis Industri Kerajinan | 8 | 31 | 634 590 | 1 695 550 |
| 1 Anyaman tikar pandan | 1 | 6 | 1 320 | 54 250 |
| 2 Tukang Emas | 6 | 10 | 33 270 | 345 300 |
| 3 Industri sabut kelapa | 1 | 15 | 600 000 | 1 296 000 |

*) Data tahun 2016-2017 tidak tersedia

Sumber: Dinas Perindustrian, Tenaga Kerja, dan Transmigrasi Kabupaten Aceh Timur

Source: Department of Industry, Manpower and Transmigration of Aceh Timur Regency

6.2 ENERGI/ENERGY

Tabel 6.2.1 Daya Terpasang, Produksi, dan Distribusi Listrik PT. PLN (Persero) pada Cabang/Ranting PLN di Kabupaten Aceh Timur, 2012–2017
Table 6.2.1 *Installed Capacity, Production, and Distribution of Electricity of State Electricity Company at Branch Level in Aceh Timur Regency, 2012–2017*

| Tahun/Year | Daya Terpasang Installed Capacity (KW) | Produksi Listrik Production (KWh) | Listrik Terjual Electricity Sold (KWh) | Dipakai Sendiri Own Usage (KWh) | Susut/Hilang Shrunked (KWh) |
|------------|--|--|--|--|--------------------------------|
| (1) | (2) | (3) | (4) | (5) | (6) |
| 2012 | 11 377 404 | 67 099 529 | 54 558 806 | 60 444 | 12 540 723 |
| 2013 | 11 377 404 | 106 454 549 | 87 655 428 | 95 895 | 16 943 629 |
| 2014 | 441 872 | 111 825 888 | 94 084 855 | 100 643 | 17 640 389 |
| 2015 | 4 812 076 | 124 196 668 | 105 286 510 | 111 777 | 18 798 381 |
| 2016 | 5 354 354 | 139 336 543 | 119 170 710 | 125 403 | 20 040 432 |
| 2017 | 70 154 | 152 985 101 | 132 436 072 | --- | --- |

Sumber: PT PLN (Persero) Wilayah Aceh Timur

Source: PT PLN (Persero) Region of Aceh Timur

Tabel 6.2.2 Jumlah Pelanggan PLN Menurut Kecamatan di Kabupaten Aceh Timur, 2014-2017
Table 6.2.2 Number of PLN Customers by Subdistrict in Aceh Timur Regency, 2014-2017

| Kecamatan Subdistrict | 2014 | 2015 | 2016 | 2017 |
|--------------------------|----------|----------|----------|---------------|
| (1) | (2) | (3) | (4) | (5) |
| 1 Serbajadi | --- | --- | --- | 1 381 |
| 2 Simpang Jernih | --- | --- | --- | 784 |
| 3 Peunaron | --- | --- | --- | 2 218 |
| 4 Birem Bayeun | --- | --- | --- | 6 142 |
| 5 Rantau Selamat | --- | --- | --- | 2 585 |
| 6 Sungai Raya | --- | --- | --- | 2 465 |
| 7 Peureulak | --- | --- | --- | 8 633 |
| 8 Peureulak Timur | --- | --- | --- | 2 739 |
| 9 Peureulak Barat | --- | --- | --- | 2 976 |
| 10 Ranto Peureulak | --- | --- | --- | 5 205 |
| 11 Idi Rayeuk | --- | --- | --- | 7 437 |
| 12 Peudawa | --- | --- | --- | 2 270 |
| 13 Banda Alam | --- | --- | --- | 1 665 |
| 14 Idi Tunong | --- | --- | --- | 2 025 |
| 15 Darul Ihsan | --- | --- | --- | 1 259 |
| 16 Idi Timur | --- | --- | --- | 1 198 |
| 17 Darul Aman | --- | --- | --- | 3 775 |
| 18 Nurussalam | --- | --- | --- | 3 523 |
| 19 Darul Falah | --- | --- | --- | 673 |
| 20 Julok | --- | --- | --- | 5 524 |
| 21 Indra Makmur | --- | --- | --- | 4 094 |
| 22 Pante Bidari | --- | --- | --- | 5 069 |
| 23 Simpang Ulim | --- | --- | --- | 4 006 |
| 24 Madat | --- | --- | --- | 5 393 |
| Aceh Timur | 0 | 0 | 0 | 83 039 |

Sumber: PT PLN (Persero) Wilayah Aceh Timur

Source: PT PLN (Persero) Region of Aceh Timur

Jumlah Pelanggan dan Air yang Disalurkan Menurut Jenis Pelanggan di Kabupaten Aceh Timur, 2017

Tabel 6.2.3
Table Number of Customer and Distributed Clean Water by Type of Customers in Aceh Timur Regency, 2017

| Pelanggan Customers | Pelanggan Customers | Air Disalurkan Distributed Water (m ³) | Tarif (m3) | Nilai/ Value (rupiah) |
|--|---------------------|--|-----------------------------|-----------------------|
| (1) | (2) | (3) | (4) | (5) |
| Sosial/Social | 177 | 103 215 | 1-10 m ³ Rp 1800 | 302 730 000 |
| | | | ≥ 11 m ³ Rp 3000 | |
| Rumah Tangga/Household | 9 918 | 1 722 697 | 1-10 m ³ Rp 3000 | 6 562 266 600 |
| | | | ≥ 11 m ³ Rp 3700 | |
| Instansi Pemerintah Government Institution | 122 | 62 999 | 1-10 m ³ Rp 3700 | 341 493 700 |
| | | | ≥ 11 m ³ Rp 5500 | |
| Niaga/Trade | 1 172 | 229 260 | 1-10 m ³ Rp 3700 | 1 217 916 000 |
| | | | ≥ 11 m ³ Rp 5500 | |
| Industri/Industry | --- | --- | --- | --- |
| Khusus/Exclusive | --- | --- | --- | --- |
| 2017 | 11 389 | 2 118 171 | | 8 424 406 300 |
| 2016 | 11 158 | 1 902 863 | | 7 446 055 300 |
| 2015 | 9 844 | 1 589 803 | | 5 578 509 400 |

Sumber: PDAM Tirta Peusada Kabupaten Aceh Timur
Source: PDAM Tirta Peusada Region of Aceh Timur

Tabel 6.2.4 **Keadaan Perusahaan Daerah Air Minum (PDAM) di Kabupaten Aceh Timur, 2017**
Table 6.2.4 **Condition of Drinking Water Local Company in Region Aceh Timur, 2017**

| Rincian <i>Description</i> | Satuan <i>Measurement</i> | Jumlah <i>Total</i> |
|--------------------------------------|------------------------------|------------------------|
| (1) | (2) | (3) |
| 1 Pipa Induk | Meter | 82 433 |
| 2 Pipa Distribusi | Meter | 318 327 |
| 3 Kapasitas Bak Penampung | M ³ | 1 057 |
| 4 Langganan Aktif | SR | 11 389 |
| 5 Jumlah Air Yang Terjual | M ³ | 2 118 171 |
| 6 Jumlah Air Yang Terpakai Sendiri | M ³ | 3 700 |
| 7 Rata Tarif Per M ³ | Rp | 3 213 |
| 8 Penerimaan Penjualan Air | Rp | 9 083 092 066 |
| 9 Penerimaan Non Operasional | Rp | 904 579 900 |
| 10 Jumlah Karyawan | Orang | 104 |
| Struktur Biaya | | |
| A Biaya Antara | | 2 618 950 396 |
| Bahan Bakar | Rp | 5 216 800 |
| Bahan Kimia | Rp | 863 171 800 |
| Biaya Perjalanan, Adm, & Bayar Jasa | Rp | 1 191 218 617 |
| Pembelian Bahan, Alat-alat Perawatan | Rp | 559 343 179 |
| B Biaya Primer | | 6 367 634 655 |
| Upah dan Gaji | Rp | 4 516 719 101 |
| Listrik Operasional | Rp | 1 850 915 554 |
| Penyusutan | Rp | 1 840 126 012 |
| Surplus/Defisit | Rp | - 839 039 097 |

Sumber: PDAM Tirta Peusada Kabupaten Aceh Timur

Source: PDAM Tirta Peusada Region of Aceh Timur

INDUSTRY, MINING, ENERGY, AND CONSTRUCTION

Tabel **6.2.5** **Jumlah dan Nilai Air Bersih yang Diproduksi dan Disalurkan Setiap Bulan Oleh PDAM, 2017**
Table **6.2.5** **Number and Value of Water Supply Produced and Distributed Every Month by PDAM, 2017**

| Bulan Month | Produksi/ Production | | Distribusi/ Distribution | |
|--------------------------|------------------------------------|--|---------------------------------------|----------------------------------|
| | Air Diproduksi Produced (m3) | Nilai Produksi Production Value (Rp) | Air Disalurkan Distributed (m3) | Nilai Perolehan Value (Rp) |
| (1) | (2) | (3) | (4) | (5) |
| 1 Januari January | 260 708 | 837 654 804 | 148 634 | 587 464 300 |
| 2 Februari February | 257 542 | 827 482 446 | 162 089 | 639 521 700 |
| 3 Maret March | 267 087 | 858 150 531 | 177 673 | 699 004 300 |
| 4 April April | 258 996 | 832 154 148 | 161 809 | 639 658 200 |
| 5 Mei May | 291 741 | 937 363 833 | 167 671 | 658 449 200 |
| 6 Juni June | 284 011 | 912 527 343 | 174 659 | 699 302 500 |
| 7 Juli July | 300 695 | 966 133 035 | 183 560 | 732 122 300 |
| 8 Agustus August | 303 186 | 974 136 618 | 190 283 | 757 377 600 |
| 9 September September | 312 634 | 1004 493 042 | 199 211 | 793 579 000 |
| 10 Oktober October | 291 947 | 938 025 711 | 174 340 | 694 056 200 |
| 11 November November | 316 877 | 1018 125 801 | 200 776 | 807 415 100 |
| 12 Desember December | 289 165 | 929 087 145 | 177 466 | 716 456 500 |
| 2017 | 3 434 589 | 11 035 334 457 | 2 118 171 | 8 424 406 900 |
| 2016 | 3 237 813 | 9 833 235 081 | 1 902 863 | 7 445 055 300 |
| 2015 | 2 967 316 | 3 302 046 751 | 2 554 477 | 6 214 546 901 |

Sumber: PDAM Tirta Peusada Kabupaten Aceh Timur

Source: PDAM Tirta Peusada Region of Aceh Timur

Tabel 6.2.6 **Gambaran Pengelolaan Sampah di Kabupaten Aceh Timur, 2013-2017**
Description of Trash Management in Region Aceh Timur, 2013-2017

| | Rincian Description | Satuan Measure ment | 2013 | 2014 | 2015 | 2016 | 2017 |
|---|--|---------------------------|-----------|-----------|-----------|-----------|-----------|
| | (1) | (2) | (3) | (4) | (5) | (6) | (7) |
| 1 | Estimasi total timbunan sampah di TPA | m3 | 46 303.50 | 48 130.80 | 50 002.20 | 51 066.60 | 53 176.04 |
| 2 | Rata-rata sampah dibuang tiap hari | m3 | 126.85 | 131.87 | 148.86 | 151.36 | 161.52 |
| 3 | Jumlah Petugas Kebersihan | orang | 685 | 679 | 680 | 682 | 685 |
| 4 | Rata-rata biaya retribusi | ribu rupiah | 50 000 | 52 000 | 57 000 | 64 000 | 84 000 |
| 5 | Jumlah Kendaraan Roda Enam/ Dump Truck | unit | 11 | 10 | 14 | 14 | 12 |
| 6 | Jumlah Kendaraan Alat Berat | unit | --- | --- | --- | 2 | 2 |

Sumber: Dinas Lingkungan Hidup Kabupaten Aceh Timur

Source: Environmental Services of Aceh Timur Regency

Jumlah Bangunan Sarana
Perdagangan di Kabupaten
Aceh TImur dari tahun 2015
sampai dengan 2017 mengalami
peningkatan dari 23.191
Bangunan menjadi 23.77
Bangunan



Bangunan Sarana Perdagangan yang
dimaksud meliputi 4 jenis bangunan,
yaitu Warung Kedai Makan minuman,
Toko/Warung Kelontong, Restoran/
Rumah Makan dan Mini market



Jumlah Sarana Perdagangan di Tahun 2017



Warung kedai makanan minuman 16.436

Toko/Warung kelontong 6.991 Bangunan

Restoran/ Rumah Makan 309 Bangunan

Mini Market 41 Bangunan

PENJELASAN TEKNIS**TECHNICAL NOTES**

1. Sistem pencatatan Statistik Ekspor dan Impor adalah "General Trade" dengan wilayah pencatatan meliputi seluruh wilayah kepabeanan Indonesia.

2. Pengesahan dokumen kepabeanan ekspor dan impor dilakukan oleh Bea dan Cukai berdasarkan Persetujuan Muat/Bongkar Barang.

3. Data ekspor berasal dari dokumen kepabeanan BC 3.0 atau yang disebut dokumen Pemberitahuan Ekspor Barang (PEB) yang diisi oleh eksportir.

4. Data impor berasal dari dokumen kepabeanan BC 2.0 atau yang disebut dokumen Pemberitahuan Impor Barang (PIB), Pemberitahuan Impor Barang Khusus (PIBK), Pemberitahuan Pabean Free Trade Zone (PPFTZ) dan dokumen kepabeanan BC 2.3 yang mencatat impor barang dari Luar Negeri ke Kawasan Berikat.

5. Barang-barang yang dikirim ke luar negeri untuk diolah dicatat sebagai ekspor, sedangkan hasil olahan yang dikembalikan ke Indonesia dicatat sebagai impor.

6. Barang-barang luar negeri yang diolah di dalam negeri dicatat sebagai barang impor meskipun barang olahan tersebut akan kembali ke luar negeri.

1. *The recording of export and import statistics is based on General Trade System covering all Indonesian customs areas.*

2. *The legalization of customs export and import documents is conducted by the Customs and Excise Office.*

3. *The export data are compiled based on customs export documents BC 3.0 or known as Export Declarations (PEB), filled by exporters.*

4. *The import data are compiled based on customs import documents BC 2.0 or known as Import Declarations Form (PIB), Import Declarations Form for Special Commodity (PIBK), Customs Declaration Form for Free Trade Zone (PPFTZ), and customs import documents BC 2.3 which records import goods from foreign country to Bounded Zones Area.*

5. *Goods send abroad for processing purposes are recorded as export while its product sent to Indonesia are recorded as import.*

6. *Foreign goods processed in Indonesia are still recorded as imports although the products will be sent to abroad.*

TRADE

7. Barang-barang yang tidak dicakup dalam pencatatan:
- Pakaian dan barang-barang perhiasan
 - Barang-barang bawaan penumpang dari/ke luar negeri untuk dipakai sendiri, kecuali lemari es, pesawat televisi, dan sebagainya.
 - Barang-barang untuk keperluan perwakilan kedutaan suatu negara.
 - Barang-barang ekspedisi dan ekshibisi atau pameran.
 - Barang-barang untuk militer yang diimpor langsung oleh angkatan bersenjata
 - Pembungkus/peti kemas untuk diisi kembali.
 - Uang dan surat-surat berharga.
 - Barang-barang contoh
8. **Pelabuhan Muat** adalah pelabuhan darimana barang diangkut ke luar negeri atau diekspor
9. **Negara tujuan** adalah negara tujuan akhir yang diketahui untuk barang ekspor yang dikirim ke luar negeri
10. **Jenis komoditi** adalah barang ekspor yang dicatat sesuai kode *Harmonized System* (HS)
7. *The following goods are not included in the statistics:*
- Clothings and passengers' jewelry.*
 - Luggage of passengers for own use, except refrigerators, television sets, etc.*
 - Goods imported/exported for the use of foreign representative countries/embassies.*
 - Goods for expeditions, and shows or exhibitions.*
 - Military goods directly imported by the Armed Forces.*
 - Packings/containers to be refilled.*
 - Bank notes and securities*
 - Sample goods*
8. **Port of loading** is port where the goods are transported out of the country or exported.
9. **Country of destination** is country that is known to export goods sent abroad .
10. **Type commodity** is exported goods recorded based on *Harmonized System* (HS) code.

ULASAN**DESCRIPTION**

Pada tahun 2017 di Kabupaten Aceh Timur tercatat ada 338 unit Koperasi Usaha Nasional dengan jumlah anggota sebanyak 23.790 orang. Sayangnya dari jumlah tersebut hanya 298 unit yang tercatat aktif, sedangkan 40 unit lainnya tercatat tidak aktif.

In 2017 in Aceh Timur Regency, there were 338 units of the National Cooperative with the number of members 23.790 peoples. Unfortunately, out of which only 298 units were recorded active, while the other 40 units recorded inactive.

Jika melihat dari jenis koperasi KUD dan Non KUD, maka mayoritas koperasi yang ada di Kabupaten Aceh Timur tergolong ke dalam koperasi Non KUD, yakni sebanyak 304 unit, sedangkan untuk koperasi KUD hanya ada 34 unit.

If notice of the kind of cooperative KUD and non-KUD, the majority of cooperatives Timur Regency belong to the non-KUD, ie as many as 347 units, while for KUD cooperatives are only 35 units.

Pada periode yang sama, yakni 2017, jumlah simpanan koperasi mencapai Rp. 11.292.718.000,00 sedangkan dari segi permodalan, total modal pada tahun 2017 adalah Rp. 60.135.542.000,00 yang terdiri dari modal sendiri sebesar Rp. 22.884.919.000,00 dan modal luar sebesar Rp. 37.430.623.000,00

In the same period, total deposits of cooperatives reached Rp. 11.292.718.000,00 whereas in terms of capital, total capital in 2017 is Rp. 60.135.542.000,00 consisting of its own capital and outside capital amounted Rp. 22.884.919.000,00 and Rp. 37.430.623.000,00

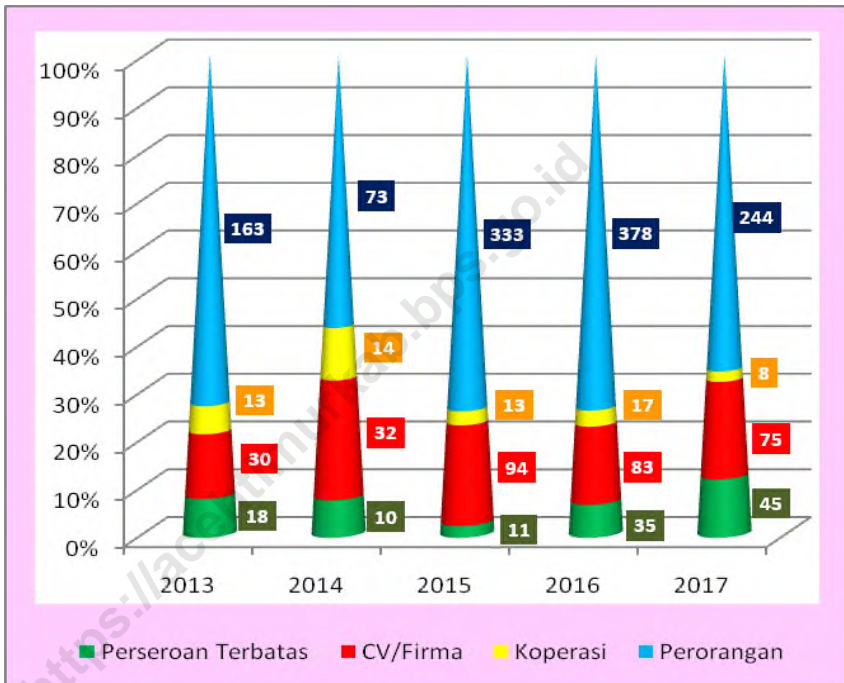
Untuk aset, secara keseluruhan aset koperasi di Kabupaten Aceh Timur senilai Rp. 61.512.792.000,00 dan omset pada tahun 2017 senilai Rp. 34.790.116.000,00

For assets, the overall assets of the cooperative in Aceh Timur Regency Rp. 61.512.792.000,00 and turn over in 2017 worth Rp. 34.790.116.000,00

Jumlah Perizinan yang Dikeluarkan Menurut Bentuk Badan Hukum di Kabupaten Aceh Timur, 2013–2017

Gambar 7

Figures Number of Permits Issued of Establishments by Type of Business Entity in Aceh Timur Regency, 2013–2017



7. PERDAGANGAN/ TRADE

Tabel 7.1 **Jumlah Perizinan yang Dikeluarkan Menurut Bentuk Badan Hukum di Kabupaten Aceh Timur, 2013–2017**
Table 7.1 **Number of Permits Issued of Establishments by Type of Business Entity in Aceh Timur Regency, 2013–2017**

| Tipe Badan Hukum Type of Business Entity | 2013 | 2014 | 2015 | 2016 | 2017 |
|---|------------|------------|------------|------------|------------|
| (1) | (2) | (3) | (4) | (5) | (6) |
| Perseroan Terbatas | 18 | 10 | 11 | 35 | 45 |
| CV/Firma | 30 | 32 | 94 | 83 | 75 |
| Koperasi | 13 | 14 | 13 | 17 | 8 |
| Perorangan | 163 | 73 | 333 | 378 | 244 |
| Jumlah/Total | 224 | 129 | 451 | 513 | 372 |

Sumber: Dinas Penanaman Modal dan Pelayanan Perizinan Terpadu
 Source: Department Investment and Integrated Licensing Services

Tabel 7.2 Jumlah Perizinan yang Dikeluarkan Menurut Bulan di Kabupaten Aceh Timur, 2017
Table *Number of Permits Issued of Establishments by Month , 2017*

| Bulan Month | Ijin Mendirikan Bangunan (IMB) | Izin Usaha Jasa Konstruksi Nasional (IUJKN) | Tanda Daftar Perusahaan (TDP) | | | |
|---------------------|-----------------------------------|---|-------------------------------|------------|-----------|----------|
| | | | PT | PO | CV | Koperasi |
| (1) | (2) | (3) | (4) | (5) | (6) | (7) |
| Januari/January | | 2 | 3 | 36 | 4 | 0 |
| Februari/February | | --- | 5 | 19 | 12 | 2 |
| Maret/March | | --- | 6 | 38 | 7 | 1 |
| April/April | | --- | 4 | 28 | 11 | 0 |
| Mei/May | | --- | 3 | 28 | 10 | 2 |
| Juni/June | | --- | 6 | 24 | 9 | 0 |
| Juli/July | | 7 | 5 | 21 | 9 | 1 |
| Agustus/August | | 4 | 5 | 33 | 9 | 1 |
| September/September | | 1 | 1 | 17 | 4 | 1 |
| Oktober/October | | 2 | 0 | 0 | 0 | 0 |
| November/November | | 5 | 0 | 0 | 0 | 0 |
| Desember/December | | 5 | 7 | 0 | 0 | 0 |
| Jumlah/Total | 2 | 26 | 45 | 244 | 75 | 8 |

Sumber: Dinas Penanaman Modal dan Pelayanan Perizinan Terpadu
 Source: Department Investment and Integrated Licensing Services

Tabel 7.3 Jumlah Bangunan Sarana Perdagangan Menurut Kecamatan di Kabupaten Aceh Timur, 2017
Number of Trades Facilities by Subdistrict in Aceh Timur Regency, 2017

| | Kecamatan Subdistrict | Mini Market | Restoran/ Rumah Makan | Warung Kedai Makanan Minuman | Toko/ Warung Kelontong |
|----|--------------------------|----------------|--------------------------|------------------------------------|---------------------------|
| | (1) | (2) | (3) | (4) | (5) |
| 1 | Serbajadi | 0 | 8 | 180 | 72 |
| 2 | Simpang Jernih | 0 | 4 | 212 | 56 |
| 3 | Peunaron | 0 | 11 | 292 | 83 |
| 4 | Birem Bayeun | 0 | 18 | 1 753 | 240 |
| 5 | Rantau Selamat | 0 | 10 | 925 | 157 |
| 6 | Sungai Raya | 2 | 15 | 959 | 371 |
| 7 | Peureulak | 11 | 48 | 1 284 | 1 515 |
| 8 | Peureulak Timur | 0 | 6 | 251 | 68 |
| 9 | Peureulak Barat | 0 | 10 | 658 | 136 |
| 10 | Ranto Peureulak | 2 | 18 | 1 534 | 373 |
| 11 | Idi Rayeuk | 13 | 42 | 3 292 | 1 365 |
| 12 | Peudawa | 1 | 6 | 340 | 165 |
| 13 | Banda Alam | 0 | 3 | 306 | 48 |
| 14 | Idi Tunong | 0 | 3 | 323 | 28 |
| 15 | Darul Ihsan | 0 | 2 | 131 | 18 |
| 16 | Idi Timur | 0 | 4 | 239 | 16 |
| 17 | Darul Aman | 2 | 7 | 458 | 69 |
| 18 | Nurussalam | 0 | 5 | 331 | 34 |
| 19 | Darul Falah | 0 | 2 | 64 | 20 |
| 20 | Julok | 6 | 37 | 1 131 | 806 |
| 21 | Indra Makmur | 0 | 8 | 247 | 72 |
| 22 | Pante Bidari | 4 | 32 | 950 | 1 159 |
| 23 | Simpang Ulim | 0 | 8 | 338 | 72 |
| 24 | Madat | 0 | 2 | 238 | 48 |
| | 2017 | 41 | 309 | 16 436 | 6 991 |
| | 2016 | 41 | 282 | 16 279 | 6 945 |
| | 2015 | 40 | 278 | 15 994 | 6 879 |

Sumber: Dinas Perdagangan, Koperasi dan UKM
 Source: Department of Trade, Cooperative, and UKM's

Tabel **7.3** **Lanjutan**
Table **Continued**

| Kecamatan Subdistrict | Kelompok Pertokoan | Pasar Permanen | Pasar Semi Permanen | Pasar Tanpa Bangunan |
|--------------------------|-----------------------|-------------------|------------------------|-------------------------|
| (1) | (6) | (7) | (8) | (9) |
| 1 Serbajadi | 2 | 1 | 0 | 1 |
| 2 Simpang Jernih | 2 | 1 | 0 | 1 |
| 3 Peunaron | 2 | 2 | 2 | 1 |
| 4 Birem Bayeun | 6 | 5 | 1 | 2 |
| 5 Rantau Selamat | 3 | 1 | 0 | 1 |
| 6 Sungai Raya | 2 | 1 | 1 | 1 |
| 7 Peureulak | 4 | 3 | 0 | 0 |
| 8 Peureulak Timur | 2 | 1 | 1 | 0 |
| 9 Peureulak Barat | 4 | 2 | 1 | 1 |
| 10 Ranto Peureulak | 6 | 1 | 1 | 2 |
| 11 Idi Rayeuk | 7 | 6 | 0 | 1 |
| 12 Peudawa | 2 | 1 | 0 | 0 |
| 13 Banda Alam | 1 | 1 | 0 | 0 |
| 14 Idi Tunong | 1 | 1 | 0 | 0 |
| 15 Darul Ihsan | 1 | 1 | 0 | 0 |
| 16 Idi Timur | 1 | 1 | 0 | 0 |
| 17 Darul Aman | 2 | 1 | 1 | 1 |
| 18 Nurussalam | 2 | 2 | 0 | 0 |
| 19 Darul Falah | 1 | 1 | 0 | 1 |
| 20 Julok | 4 | 2 | 0 | 0 |
| 21 Indra Makmur | 2 | 2 | 3 | 1 |
| 22 Pante Bidari | 4 | 2 | 0 | 0 |
| 23 Simpang Ulim | 2 | 2 | 0 | 0 |
| 24 Madat | 2 | 0 | 2 | 1 |
| 2017 | 65 | 41 | 13 | 15 |
| 2016 | 128 | 38 | 15 | 21 |
| 2015 | 254 | 37 | 16 | 21 |

Sumber: Dinas Perdagangan, Koperasi dan UKM
Source: Department of Trade, Cooperative, and UKM's

Tabel
Table

7.4

Jumlah Sarana Perdagangan Menurut Jenisnya di Kabupaten Aceh Timur, 2013–2017
Number of Trading Facilities by Type of Facility in Aceh Timur Regency, 2013–2017

| Sarana Perdagangan Trading Facilities | 2013 | 2014 | 2015 | 2016 | 2017 |
|--|---------------|---------------|---------------|---------------|---------------|
| (1) | (2) | (3) | (4) | (5) | (6) |
| Pasar <i>Market</i> | 46 | 49 | 52 | 53 | 54 |
| Toko/ Warung kelontong <i>Store</i> | 6 280 | 6 460 | 6 879 | 6 945 | 6 991 |
| Kios/ Kedai makanan minuman | 15 620 | 15 835 | 15 994 | 16 279 | 16 436 |
| Warung/ Rumah Makan <i>Restaurant</i> | 212 | 252 | 278 | 282 | 309 |
| Jumlah/Total | 22 158 | 22 596 | 23 203 | 23 559 | 23 790 |

Sumber: Dinas Perdagangan, Koperasi dan UKM

Source: Department of Trade, Cooperative, and UKM's

Tabel
Table

7.5

**Jumlah Koperasi Menurut Jenis Koperasi dan Kecamatan di
Kabupaten Aceh Timur, 2017**
*Number of Cooperatives by Type of Cooperative and
Subdistrict in Aceh Timur Regency, 2017*

| Kecamatan Subdistrict | KUD | KOPKAR | Lainnya Other | Jumlah Total |
|------------------------------|-----------|----------|------------------|-----------------|
| (1) | (2) | (3) | (4) | (5) |
| 1 Serbajadi | 2 | 0 | 5 | 7 |
| 2 Simpang Jernih | 1 | 0 | 2 | 3 |
| 3 Peunaron | 1 | 0 | 2 | 3 |
| 4 Birem Bayeun | 1 | 1 | 13 | 15 |
| 5 Rantau Selamat | 1 | 0 | 14 | 15 |
| 6 Sungai Raya | 1 | 0 | 9 | 10 |
| 7 Peureulak | 3 | 0 | 54 | 57 |
| 8 Peureulak Timur | 2 | 1 | 13 | 16 |
| 9 Peureulak Barat | 1 | 0 | 11 | 12 |
| 10 Ranto Peureulak | 2 | 0 | 21 | 23 |
| 11 Idi Rayeuk | 3 | 0 | 34 | 37 |
| 12 Peudawa | 1 | 0 | 6 | 7 |
| 13 Banda Alam | 1 | 0 | 8 | 9 |
| 14 Idi Tunong | 1 | 1 | 7 | 9 |
| 15 Darul Ihsan | 0 | 0 | 4 | 4 |
| 16 Idi Timur | 0 | 0 | 1 | 1 |
| 17 Darul Aman | 1 | 0 | 10 | 11 |
| 18 Nurussalam | 1 | 0 | 9 | 10 |
| 19 Darul Falah | 1 | 0 | 1 | 2 |
| 20 Julok | 3 | 0 | 13 | 16 |
| 21 Indra Makmur | 2 | 0 | 9 | 11 |
| 22 Pante Bidari | 2 | 0 | 14 | 16 |
| 23 Simpang Ulim | 1 | 0 | 6 | 7 |
| 24 Madat | 2 | 0 | 19 | 21 |
| 25 KPN/KPRI/Koperasi Lainnya | 0 | 0 | 15 | 15 |
| 26 Koperasi Sekunder | 0 | 0 | 1 | 1 |
| 2017 | 34 | 3 | 301 | 338 |
| 2016 | 35 | 3 | 344 | 382 |
| 2015 | 35 | 4 | 362 | 401 |

Sumber: Dinas Perdagangan, Koperasi dan UKM
Source: Department Trade, Cooperative, and UKM's

Tabel
Table 7.6

**Jumlah Koperasi Menurut Jenis Koperasi dan Kecamatan di
Kabupaten Aceh Timur, 2017**
**Number of Cooperatives by Type of Cooperative and Subdistrict
in Aceh Timur Regency, 2017**

| Kecamatan/ Jenis Subdistrict/ Type | Jumlah Koperasi Usaha Nasional/ Cooperation | | Jumlah Total |
|---------------------------------------|--|------------------|-----------------|
| | Aktif/ Active | Tidak Aktif/ Non | |
| (1) | (2) | (3) | (4) |
| 1 Serbajadi | 7 | 0 | 7 |
| 2 Simpang Jernih | 3 | 0 | 3 |
| 3 Peunaron | 3 | 0 | 3 |
| 4 Birem Bayeun | 14 | 1 | 15 |
| 5 Rantau Selamat | 13 | 2 | 15 |
| 6 Sungai Raya | 9 | 1 | 10 |
| 7 Peureulak | 53 | 4 | 57 |
| 8 Peureulak Timur | 13 | 3 | 16 |
| 9 Peureulak Barat | 12 | 0 | 12 |
| 10 Ranto Peureulak | 21 | 2 | 23 |
| 11 Idi Rayeuk | 35 | 2 | 37 |
| 12 Peudawa | 6 | 1 | 7 |
| 13 Banda Alam | 8 | 1 | 9 |
| 14 Idi Tunong | 7 | 2 | 9 |
| 15 Darul Ihsan | 3 | 1 | 4 |
| 16 Idi Timur | 1 | 0 | 1 |
| 17 Darul Aman | 9 | 2 | 11 |
| 18 Nurussalam | 9 | 1 | 10 |
| 19 Darul Falah | 1 | 1 | 2 |
| 20 Julok | 13 | 3 | 16 |
| 21 Indra Makmur | 9 | 2 | 11 |
| 22 Pante Bidari | 14 | 2 | 16 |
| 23 Simpang Ulim | 6 | 1 | 7 |
| 24 Madat | 19 | 2 | 21 |
| 25 KPN/KPRI/Koperasi Lainnya | 10 | 5 | 15 |
| 26 Koperasi Sekunder | 0 | 1 | 1 |
| 2017 | 298 | 40 | 338 |
| 2016 | 295 | 87 | 382 |
| 2015 | 285 | 116 | 401 |

Sumber: Dinas Perdagangan, Koperasi dan UKM
Source: Department of Trade, Cooperative, and UKM's

Tabel 7.7 Jumlah Koperasi dan Jumlah Anggota, 2017
Table Number of Cooperation and The Members, 2017

| Kecamatan Subdistrict | Jenis Koperasi/ Cooperation Type | | | Jumlah Anggota Total Member |
|---------------------------------|----------------------------------|------------|-----------------|--------------------------------|
| | KUD | Non KUD | Jumlah Total | |
| (1) | (2) | (3) | (4) | (5) |
| 1 Serbajadi | 2 | 5 | 7 | 757 |
| 2 Simpang Jernih | 1 | 2 | 3 | 241 |
| 3 Peunaron | 1 | 2 | 3 | 556 |
| 4 Birem Bayeun | 1 | 14 | 15 | 898 |
| 5 Rantau Selamat | 1 | 14 | 15 | 723 |
| 6 Sungai Raya | 1 | 9 | 10 | 967 |
| 7 Peureulak | 3 | 54 | 57 | 2 871 |
| 8 Peureulak Timur | 2 | 14 | 16 | 1 413 |
| 9 Peureulak Barat | 1 | 11 | 12 | 356 |
| 10 Ranto Peureulak | 2 | 21 | 23 | 1 882 |
| 11 Idi Rayeuk | 3 | 34 | 37 | 2 142 |
| 12 Peudawa | 1 | 6 | 7 | 728 |
| 13 Banda Alam | 1 | 8 | 9 | 530 |
| 14 Idi Tunong | 1 | 8 | 9 | 465 |
| 15 Darul Ihsan | 0 | 4 | 4 | 162 |
| 16 Idi Timur | 0 | 1 | 1 | 21 |
| 17 Darul Aman | 1 | 10 | 11 | 489 |
| 18 Nurussalam | 1 | 9 | 10 | 502 |
| 19 Darul Falah | 1 | 1 | 2 | 771 |
| 20 Julok | 3 | 13 | 16 | 1 128 |
| 21 Indra Makmur | 2 | 9 | 11 | 715 |
| 22 Pante Bidari | 2 | 14 | 16 | 833 |
| 23 Simpang Ulim | 1 | 6 | 7 | 696 |
| 24 Madat | 2 | 19 | 21 | 1 257 |
| 25 KPN/KPRI/Koperasi Lainnya | 0 | 15 | 15 | 2 687 |
| 26 Koperasi Sekunder | 0 | 1 | 1 | 0 |
| 2017 | 34 | 304 | 338 | 23 790 |
| 2016 | 35 | 347 | 382 | 27 119 |
| 2015 | 35 | 366 | 401 | 28 197 |

Sumber: Dinas Perdagangan, Koperasi dan UKM
 Source: Department of Trade, Cooperative, and UKM's

Tabel 7.8 Jumlah Koperasi dan Simpanan Koperasi Primer dan Sekunder, 2017
Table 7.8 *Number of Cooperations and Savings Primer and Seconder Cooperation, 2017*

| Kecamatan Subdistrict | Jumlah Koperasi Total | Simpanan/ Saving (000 Rp) | | | Jumlah Total |
|------------------------------|-----------------------------|----------------------------|------------------|----------------|-------------------|
| | | Pokok | Wajib | Sukarela | |
| (1) | (2) | (3) | (4) | (5) | (6) |
| A. KOPERASI PRIMER | 337 | 2 017 751 | 8 516 127 | 729 748 | 11 263 626 |
| 1 Kop. Konsumsi | 8 | 80 160 | 16 040 | 30 000 | 126 200 |
| 2 Kop. Produksi | 19 | 90 951 | 141 503 | 24 463 | 256 917 |
| 3 Kop. Jasa | 0 | 0 | 0 | 0 | 0 |
| 4 Kop. Unit Desa (KUD) | 34 | 415 575 | 2 974 146 | 57 139 | 3 446 860 |
| 5 Kop. Karyawan (Kopkar) | 3 | 96 180 | 18 375 | 0 | 114 555 |
| 6 Kop. Pegawai Negeri (KPN) | 21 | 45 581 | 1 640 463 | 154 962 | 1 841 006 |
| 7 Kop. Angkatan Darat | 0 | 0 | 0 | 0 | 0 |
| 8 Kop. Kepolisian | 2 | 53 680 | 2 215 990 | 0 | 2 269 670 |
| 9 Kop. Serba Usaha | 107 | 722 154 | 482 021 | 258 451 | 1 462 626 |
| 10 Kop. Pedagang Pasar | 1 | 450 | 2 333 | 0 | 2 783 |
| 11 Kop. Simpan Pinjam | 2 | 21 480 | 9 996 | 300 | 31 776 |
| 12 Kop. Angkutan | 0 | 0 | 0 | 0 | 0 |
| 13 Kop. Wanita | 24 | 84 765 | 236 456 | 0 | 321 221 |
| 14 Kop. Pensiunan | 0 | 0 | 0 | 0 | 0 |
| 15 Kop Pemuda | 2 | 26 340 | 37 016 | 0 | 63 356 |
| 16 Kop. Mahasiswa/ Sekolah | 0 | 0 | 0 | 0 | 0 |
| 17 Kop. Pondok Pesantren | 26 | 40 840 | 78 667 | 58 035 | 177 542 |
| 18 Kop. Industri Kerajinan | 1 | 1 340 | 4 816 | 0 | 6 156 |
| 19 Kop. Pertanian | 55 | 134 245 | 375 565 | 140 781 | 650 591 |
| 20 Kop. Perikanan | 18 | 82 790 | 183 758 | 3 000 | 269 548 |
| 21 Kop Perkebunan/ Kehutanan | 10 | 73 360 | 81 562 | 2 617 | 157 539 |
| 22 Kop. Peternakan | 1 | 15 500 | 5 000 | 0 | 20 500 |
| 23 Kop. Industri | 1 | 360 | 3 420 | 0 | 3 780 |
| 24 Kop. Pertambangan | 2 | 32 000 | 9 000 | 0 | 41 000 |
| 25 Kop. Lainnya | 0 | 0 | 0 | 0 | 0 |
| B KOPERASI SEKUNDER | 1 | 1 900 | 27 192 | 0 | 29 092 |
| 2017 | 338 | 2 019 651 | 8 543 319 | 729 748 | 11 292 718 |
| 2016 | 382 | 2 563 106 | 8 673 254 | 764 997 | 12 001 363 |
| 2015 | 401 | 1 856 720 | 7 521 393 | 773 706 | 10 151 819 |

Sumber: Dinas Perdagangan, Koperasi dan UKM
 Source: Department of Trade, Cooperative, and UKM's

Tabel 7.9 Jumlah Modal Koperasi Primer dan Sekunder, 2017
Table Total Capital Primer and Seconder Cooperation, 2017

| Kecamatan Subdistrict | Jumlah Koperasi Total | Modal Sendiri (000 Rp) | Modal Luar (000 Rp) | Jumlah Total (000 Rp) |
|------------------------------|-----------------------------|---------------------------|------------------------|-----------------------------|
| (1) | (2) | (3) | (4) | (5) |
| A. KOPERASI PRIMER | 337 | 22 850 939 | 37 430 623 | 60 281 562 |
| 1 Kop. Konsumsi | 8 | 166 200 | 0 | 166 200 |
| 2 Kop. Produksi | 19 | 1 255 257 | 3 466 037 | 4 721 294 |
| 3 Kop. Jasa | 0 | 0 | 0 | 0 |
| 4 Kop. Unit Desa (KUD) | 34 | 6 150 636 | 10 163 526 | 16 314 162 |
| 5 Kop. Karyawan (Kopkar) | 3 | 120 413 | 0 | 120 413 |
| 6 Kop. Pegawai Negeri (KPN) | 21 | 2 358 430 | 294 245 | 2 652 675 |
| 7 Kop. Angkatan Darat | 0 | 0 | 0 | 0 |
| 8 Kop. Kepolisian | 2 | 2 589 646 | 0 | 2 589 646 |
| 9 Kop. Serba Usaha | 107 | 3 784 272 | 11 556 876 | 15 341 148 |
| 10 Kop. Pedagang Pasar | 1 | 4 215 | 17 500 | 21 715 |
| 11 Kop. Simpan Pinjam | 2 | 21 554 | 985 504 | 1 007 058 |
| 12 Kop. Angkutan | 0 | 0 | 0 | 0 |
| 13 Kop. Wanita | 24 | 1 445 425 | 3 311 328 | 4 756 753 |
| 14 Kop. Pensiunan | 0 | 0 | 0 | 0 |
| 15 Kop Pemuda | 2 | 165 333 | 498 874 | 664 207 |
| 16 Kop. Mahasiswa/ Sekolah | 0 | 0 | 0 | 0 |
| 17 Kop. Pondok Pesantren | 26 | 1 384 968 | 1 027 034 | 2 412 002 |
| 18 Kop. Industri Kerajinan | 1 | 22 814 | 0 | 22 814 |
| 19 Kop. Pertanian | 55 | 2 309 718 | 5 013 699 | 7 323 417 |
| 20 Kop. Perikanan | 18 | 468 947 | 921 000 | 1 389 947 |
| 21 Kop Perkebunan/ Kehutanan | 10 | 517 856 | 175 000 | 692 856 |
| 22 Kop. Peternakan | 1 | 20 500 | 0 | 20 500 |
| 23 Kop. Industri | 1 | 11 755 | 0 | 11 755 |
| 24 Kop. Pertambangan | 2 | 53 000 | 0 | 53 000 |
| 25 Kop. Lainnya | 0 | 0 | 0 | 0 |
| B KOPERASI SEKUNDER | 1 | 33 980 | 0 | 33 980 |
| 2017 | 338 | 22 884 919 | 37 430 623 | 60 315 542 |
| 2016 | 382 | 25 304 662 | 38 553 141 | 63 857 803 |
| 2015 | 401 | 22 503 549 | 38 932 137 | 61 435 686 |

Sumber: Dinas Perdagangan, Koperasi dan UKM
 Source: Department of Trade, Cooperative, and UKM's

Tabel
Table

7.1

Jumlah Aset, Omset, dan Sisa Hasil Usaha (SHU) Koperasi, 2017
Total Asset, Omset, and Residue of Exertions of Cooperation, 2017

| Kecamatan Subdistrict | Jumlah Koperasi Total | Jumlah Aset (000 Rp) | Jumlah Omset (000 Rp) | Jumlah SHU (000 Rp) |
|------------------------------|-----------------------------|-------------------------|--------------------------|------------------------|
| (1) | (2) | (3) | (4) | (5) |
| A. KOPERASI PRIMER | 337 | 61 478 812 | 34 790 116 | 1 195 486 |
| 1 Kop. Konsumsi | 8 | 57 500 | 0 | 0 |
| 2 Kop. Produksi | 19 | 4 190 848 | 594 831 | 114 028 |
| 3 Kop. Jasa | 0 | 0 | 0 | 0 |
| 4 Kop. Unit Desa (KUD) | 34 | 16 246 441 | 5 781 459 | 179 596 |
| 5 Kop. Karyawan (Kopkar) | 3 | 120 413 | 40 000 | 5 280 |
| 6 Kop. Pegawai Negeri (KPN) | 21 | 3 749 050 | 1 105 033 | 107 817 |
| 7 Kop. Angkatan Darat | 0 | 0 | 0 | 0 |
| 8 Kop. Kepolisian | 2 | 457 391 | 732 734 | - 2 949 |
| 9 Kop. Serba Usaha | 107 | 14 324 684 | 7 117 079 | 301 017 |
| 10 Kop. Pedagang Pasar | 1 | 42 471 | 16 850 | 1 432 |
| 11 Kop. Simpan Pinjam | 2 | 1 007 058 | 562 408 | - 47 685 |
| 12 Kop. Angkutan | 0 | 0 | 0 | 0 |
| 13 Kop. Wanita | 24 | 4 644 631 | 3 173 037 | 229 316 |
| 14 Kop. Pensiunan | 0 | 0 | 0 | 0 |
| 15 Kop Pemuda | 2 | 664 207 | 30 540 | 3 054 |
| 16 Kop. Mahasiswa/ Sekolah | 0 | 0 | 0 | 0 |
| 17 Kop. Pondok Pesantren | 26 | 2 598 252 | 3 494 519 | 130 984 |
| 18 Kop. Industri Kerajinan | 1 | 25 754 | 0 | 0 |
| 19 Kop. Pertanian | 55 | 8 949 773 | 9 483 523 | 93 063 |
| 20 Kop. Perikanan | 18 | 1 259 693 | 1 957 962 | 32 740 |
| 21 Kop Perkebunan/ Kehutanan | 10 | 743 072 | 504 561 | 25 845 |
| 22 Kop. Peternakan | 1 | 20 500 | 0 | 0 |
| 23 Kop. Industri | 1 | 11 755 | 14 330 | 4 729 |
| 24 Kop. Pertambangan | 2 | 2 056 600 | 0 | 0 |
| 25 Kop. Lainnya | 0 | 308 719 | 181 250 | 17 219 |
| B KOPERASI SEKUNDER | 1 | 33 980 | 0 | 0 |
| 2017 | 338 | 61 512 792 | 34 790 116 | 1 195 486 |
| 2016 | 382 | 63 933 891 | 33 758 834 | 1 767 150 |
| 2015 | 401 | 61 402 549 | 35 235 655 | 1 211 209 |

Sumber: Dinas Perdagangan, Koperasi dan UKM
 Source: Department of Trade, Cooperative, and UKM's

Tabel 7.11 Penyaluran / Penjualan Beras Per Bulan Oleh Perum Bulog Sub Divre Wilayah II Langsa, 2017
Table *Distribution / Sales of Rice Per Month By Bulog Perum Sub Divre II Langsa Region, 2017*

| Bulan Month | PNS Pusat/ Daerah | POLRI/ ABRI | Kemenaker rans | Lembaga Permasya katan | Batuan Bencana Alam | Depsos/ Dinsos |
|---------------------|-------------------------|----------------|-------------------|------------------------------|---------------------------|-------------------|
| (1) | (2) | (3) | (4) | (5) | (6) | (7) |
| Januari/January | 0.00 | 0.00 | 0.00 | 0.00 | 0.00 | 0.00 |
| Februari/February | 0.00 | 0.00 | 0.00 | 0.00 | 0.00 | 0.00 |
| Maret/March | 0.00 | 0.00 | 0.00 | 0.00 | 0.00 | 0.00 |
| April/April | 0.00 | 0.00 | 1 465.00 | 0.00 | 0.00 | 0.00 |
| Mei/May | 0.00 | 0.00 | 0.00 | 0.00 | 0.00 | 0.00 |
| Juni/June | 0.00 | 0.00 | 1 465.00 | 0.00 | 0.00 | 0.00 |
| Juli/July | 0.00 | 0.00 | 1 465.00 | 0.00 | 0.00 | 0.00 |
| Agustus/August | 0.00 | 0.00 | 0.00 | 0.00 | 0.00 | 0.00 |
| September/September | 0.00 | 0.00 | 0.00 | 0.00 | 0.00 | 0.00 |
| Oktober/October | 0.00 | 0.00 | 1 465.00 | 0.00 | 0.00 | 0.00 |
| November/November | 0.00 | 0.00 | 1 465.00 | 0.00 | 0.00 | 0.00 |
| Desember/December | 0.00 | 0.00 | 0.00 | 0.00 | 0.00 | 0.00 |
| Jumlah/Total | 0.00 | 0.00 | 7 325.00 | 0.00 | 0.00 | 0.00 |

Sumber: Perum BULOG Sub Drive Langsa Wilayah II Langsa

Source: Perum BULOG Sub Drive Langsa Wilayah II Langsa

Tabel **Lanjutan**
Table **7.11** **Continued**

| Bulan Month | Raskin/ Rastra | Operas i Pasar Khusus | CBP Bencal/ Rawan | Karyawan/ Pensiunan | Jumlah |
|------------------------------|---------------------------|--------------------------------------|----------------------------------|--------------------------------|---------------------|
| (1) | (8) | (9) | (10) | (11) | (12) |
| Januari/ <i>January</i> | 0.00 | 0.00 | 0.00 | 0.00 | 0.00 |
| Februari/ <i>February</i> | 0.00 | 0.00 | 0.00 | 1 210.00 | 1 210.00 |
| Maret/ <i>March</i> | 0.00 | 0.00 | 0.00 | 970.00 | 970.00 |
| April/ <i>April</i> | 172 665.00 | 0.00 | 0.00 | 990.00 | 175 120.00 |
| Mei/ <i>May</i> | 925 785.00 | 0.00 | 0.00 | 870.00 | 926 655.00 |
| Juni/ <i>June</i> | 888 975.00 | 0.00 | 0.00 | 1 070.00 | 891 510.00 |
| Juli/ <i>July</i> | 381 465.00 | 0.00 | 0.00 | 1 230.00 | 384 160.00 |
| Agustus/ <i>August</i> | 822 540.00 | 0.00 | 0.00 | 850.00 | 823 390.00 |
| September/ <i>September</i> | 491 385.00 | 0.00 | 0.00 | 1 270.00 | 492 655.00 |
| Oktober/ <i>October</i> | 290 925.00 | 0.00 | 0.00 | 1 090.00 | 293 480.00 |
| November/ <i>November</i> | 1 017 660.00 | 0.00 | 0.00 | 1 090.00 | 1 020 215.00 |
| Desember/ <i>December</i> | 0.00 | 0.00 | 12 000.00 | 2 040.00 | 14 040.00 |
| Jumlah/Total | 4 991 400.00 | 0.00 | 12 000.00 | 12 680.00 | 5 023 405.00 |

Sumber: Perum BULOG Sub Drive Langsa Wilayah II Langsa

Source: Perum BULOG Sub Drive Langsa Wilayah II Langsa

TRADE

Tabel 7.12 **Jumlah Stok Beras di Gudang Sub Divre langsa, 2017**
Table **Total Stocks of Rice In Nation at Sub Divre Langsa, 2017**

| Bulan | Month | Murni (CBP) (Kg) |
|---------------------|--------------|-------------------------|
| (1) | | (2) |
| Januari/January | | 3 649 295.00 |
| Februari/February | | 4 148 085.00 |
| Maret/March | | 5 154 815.00 |
| April/April | | 5 180 405.00 |
| Mei/May | | 3 390 820.00 |
| Juni/June | | 2 119 395.00 |
| Juli/July | | 3 982 700.00 |
| Agustus/August | | 4 454 055.00 |
| September/September | | 5 063 600.00 |
| Oktober/October | | 4 581 305.01 |
| November/November | | 3 988 263.33 |
| Desember/December | | 4 137 123.33 |
| Jumlah/Total | | 49 849 861.67 |

Sumber: Perum BULOG Sub Drive Langsa Wilayah II Langsa

Source: Perum BULOG Sub Drive Langsa Wilayah II Langsa

NAMA HOTEL DAN JUMLAH KAMAR

DI KABUPATEN ACEH TIMUR

73

THE ROYAL IDI HOTEL

40

KHALIFAH

30

WISMA 88

20

WISMA ALATAS

15

WISMA ULYA

10

SHAFIRA
GUESTHOUSE

PENJELASAN TEKNIS

1. **Wisatawan mancanegara** (wisman) ialah setiap pengunjung yang mengunjungi suatu negara di luar tempat tinggalnya, didorong oleh satu atau beberapa keperluan tanpa bermaksud memperoleh penghasilan di tempat yang dikunjungi dan lamanya kunjungan tersebut tidak lebih dari satu tahun (12 bulan). Definisi ini mencakup 2 (dua) kategori wisatawan mancanegara, yaitu :

a. Wisatawan (turis) ialah setiap pengunjung seperti definisi di atas yang tinggal paling sedikit 24 jam, akan tetapi tidak lebih dari 1 (satu) tahun di tempat yang dikunjungi, dengan maksud antara lain: berlibur, rekreasi, olah raga, bisnis, menghadiri pertemuan, studi, dan kunjungan dengan alasan kesehatan.

b. *Excursionist* ialah setiap pengunjung seperti definisi di atas yang tinggal kurang dari 24 jam di tempat yang dikunjungi (termasuk "Cruise passengers"). Cruise Passengers ialah setiap pengunjung yang tiba di suatu negara di mana mereka tidak menginap di akomodasi yang tersedia di negara tersebut, misalnya dengan kapal laut.

2. **Rata-rata lama tinggal** adalah rata-rata waktu tinggal wisatawan mancanegara di Indonesia untuk satu kali kunjungan.

TECHNICAL NOTES

1. *An International Visitor* is any person visiting a country other than his usual place of residence for any reason other than for earning income in the country visited, and the length of stay is no more than one year (12 months). This definition covers two categories of foreign visitors, namely :

a. "Tourist" is any visitor staying for at least 24 hours, but no more than one year, in the country visited, with the intention of visiting, and for any of these purposes: Pleasure, recreation and sports, Business, visiting friends and relatives, missions, attending meetings, conferences, visit for health reasons and study.

b. "Excursionist" is any visitor staying less than 24 hours in the country visited including, "Cruise Passengers", i.e. visitors arriving in a country without staying in any accommodation available in the visited country.

2. **Average length of stay** is the average stay duration of foreign visitor in Indonesia for one trip.

HOTEL AND TOURISM

3. Usaha penyediaan akomodasi adalah usaha yang menyediakan pelayanan penginapan yang dapat dilengkapi dengan pelayanan pariwisata lainnya. Usaha penyediaan akomodasi dapat berupa hotel, vila, pondok wisata, bumi perkemahan, persinggahan karavan, dan akomodasi lainnya yang digunakan untuk tujuan pariwisata.

3. *The business of providing accommodation is a business that provides specialty services that can be equipped with other tourism services. It includes hotel, villa, cottage, camping, caravan stop, and other accommodation that are used for tourism purposes.*

4. **Hotel** adalah penyediaan akomodasi secara harian berupa kamar-kamar di dalam satu bangunan yang dapat dilengkapi dengan jasa pelayanan makan dan minum, kegiatan hiburan dan atau fasilitas lainnya. Hotel terdiri dari hotel berbintang dan hotel non- bintang.

4. *Hotel is a daily supply of accommodation rooms within a building which can be equipped with eating and drinking services, entertainment activities and/or other facilities. Hotel consists of a classified hotel and a non-classified hotel.*

5. **Hotel bintang** adalah usaha penyediaan jasa pelayanan penginapan, makan minum serta jasa lainnya bagi umum dengan menggunakan sebagian atau seluruh bangunan. Usaha ini dikelola secara komersial serta memenuhi ketentuan persyaratan sebagai hotel bintang (termasuk berlian) yang ditetapkan dalam surat keputusan instansi yang membinanya. Misalnya hotel bintang lima, hotel bintang empat dan seterusnya.

5. *A star hotel is the business of providing an accommodation, eating and drinking as well as other services for the public by using a building or a part of a building. It is managed commercially and meets specified requirements as a star hotel (including diamonds) set forth in the decree of fostering agency. For example, five star hotel, four star hotel, and so on.*

6. **Tingkat penghunian kamar hotel** adalah persentase banyaknya malam kamar yang dihuni terhadap banyaknya malam kamar yang tersedia.

6. *Room occupancy rate is the number of room-nights occupied divided by the number of room-nights available, multiplied by 100 percent.*

7. **Rata-rata lamanya tamu menginap** adalah banyaknya malam tempat tidur yang terpakai (malam tamu) dengan banyaknya tamu yang menginap di hotel atau akomodasi lainnya.

7. *Average length of stay is the number of bed-nights used (guest night) divided by the number of guests coming to spend the night at the accommodation.*

ULASAN

DESCRIPTION

Facilities Akomodasi di Kabupaten Aceh Timur tahun 2017 berjumlah 6 unit. Bertambah 2 unit dari tahun sebelumnya.

Accommodation facilities in Aceh Timur Regency 2017 consists of 6 units. Increased by 2 units from the previous year

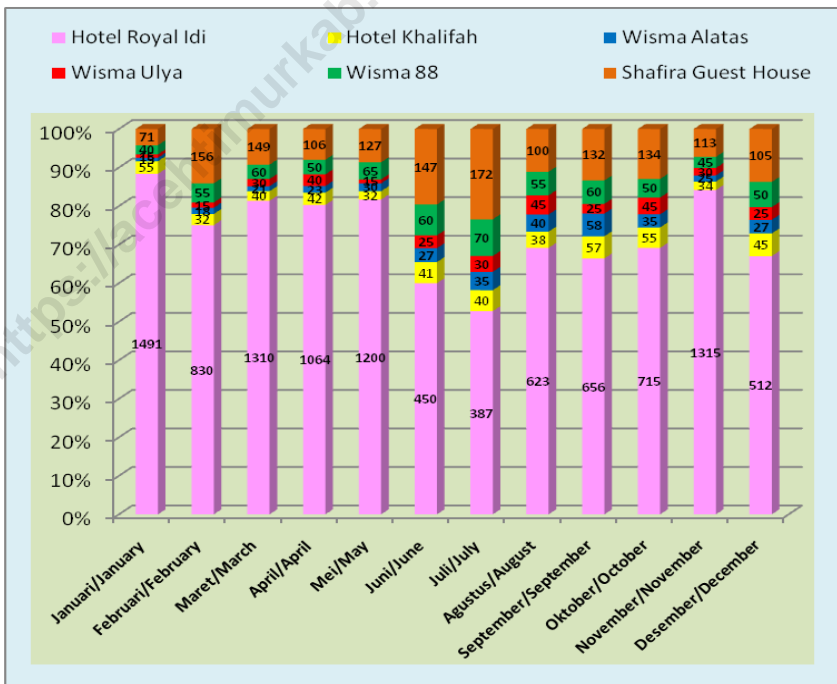
Rata-rata lama menginap tamu domestik pada tahun 2017 adalah 5 hari. Dengan rata-rata tertinggi pada bulan Mei dan November yaitu 7 hari.

The average length of stay of domestic in 2017 was 5 days. With the highest average in May and November are 7 days.

Untuk jumlah rumah makan di Kabupaten Aceh Timur meningkat yaitu dari 282 buah di tahun 2016 menjadi 309 di tahun 2017

Number of restaurants in Aceh Timur Regency risen from 282 units 2016 to 309 in 2017.

Gambar 8 Jumlah Pengunjung Hotel per Bulan di Kabupaten Aceh Timur, 2017
Figures Number of Hotel Visitors by Month in Aceh Timur Regency, 2017



8 HOTEL DAN PARIWISATA/HOTEL AND TOURISM

Tabel 8.1 Jumlah Hotel dan Akomodasi Lainnya Menurut Klasifikasi di Kabupaten Aceh Timur, 2011–2017
Table 8.1 *Number of Hotel and Other Accomodations by Classification in Aceh Timur Regency, 2011–2017*

| Tahun Year | Hotel/Hotels | | | | | Akomodasi Lainnya Other Accomodati on |
|---------------|---------------------|---------------------|---------------------|---------------------|---------------------|---|
| | Bintang 1 1 Star | Bintang 2 2 Star | Bintang 3 3 Star | Bintang 4 4 Star | Bintang 5 5 Star | |
| (1) | (2) | (3) | (4) | (5) | (6) | (7) |
| 2011 | - | - | - | - | - | - |
| 2012 | - | - | - | - | - | - |
| 2013 | - | - | - | - | - | - |
| 2014 | - | - | - | - | - | 3 |
| 2015 | - | - | - | - | - | 4 |
| 2016 | - | - | - | - | - | 4 |
| 2017 | - | - | 1 | - | - | 5 |

Sumber: Dinas Pariwisata, Pemuda dan Olah Raga Kabupaten Aceh Timur

Source: *Department of Tourism, Youth and Sportsof Aceh Timur Regency*

Tabel 8.2 Rata-rata Lama Menginap Tamu Asing dan Tamu Domestik Menurut Bulan di Kabupaten Aceh Timur (hari), 2017
Table *Average Length of Stay of Foreign and Domestic Visitors by Month in Aceh Timur Regency (day), 2017*

| Bulan Month | Tamu Asing Foreign Visitor | Tamu Domestik Domestic Visitor |
|---------------------|-------------------------------|-----------------------------------|
| (1) | (2) | (3) |
| Januari/January | 2 | 4 |
| Februari/February | 1 | 5 |
| Maret/March | 0 | 2 |
| April/April | 1 | 5 |
| Mei/May | 1 | 7 |
| Juni/June | 0 | 4 |
| Juli/July | 1 | 5 |
| Agustus/August | 0 | 5 |
| September/September | 1 | 5 |
| Oktober/October | 1 | 6 |
| November/November | 1 | 7 |
| Desember/December | 1 | 4 |
| 2017 | 1 | 5 |
| 2016 | 9 | 2 |

Sumber: Dinas Pariwisata, Pemuda dan Olah Raga Kabupaten Aceh Timur
 Source: Department of Tourism, Youth and Sports of Aceh Timur Regency

Tabel 8.3 Hotel dan Penginapan di Kabupaten Aceh Timur, 2017
Table Hotel in Aceh Timur Regency, 2017

| Nama Hotel/ Penginapan | Lokasi | Jumlah Kamar | Jmlah Tenaga Kerja |
|------------------------|---|--------------|--------------------|
| (1) | (2) | (3) | (4) |
| 1. Hotel khalifah | Jl. Petua Husen no. 1 Idi Rayeuk | 40 | 16 |
| 2. Wisma Alatas | Gampaong Jawa, Idi Rayeuk | 20 | 11 |
| 3. Wisma Ulya | Dusun HTM Yusuf Gp Tanah Anoe, Idi Rayeuk | 15 | 7 |
| 4. Wisma 88 | Gampung Jawa, Idi Rayeuk | 30 | 12 |
| 5. Shafira Guest House | Jalan Medan - Banda Aceh NO.99, Pasir Putih, Pereulak | 10 | 5 |
| 6. The Royal Idi Hotel | Jalan Medan - Banda Aceh, Tanah Anoe Idi Rayeuk | 73 | 30 |
| 2017 | | 188 | 81 |
| 2016 | | 105 | 46 |

Sumber: Dinas Pariwisata, Pemuda dan Olah Raga Kabupaten Aceh Timur
 Source: Department of Tourism, Youth and Sportsof Aceh Timur Regency

Tabel 8.4 Jumlah Pengunjung Hotel per Bulan di Kabupaten Aceh Timur, 2017
Table *Number of Hotel Visitors by Month in Aceh Timur Regency, 2017*

| Bulan <i>Month</i> | Hotel Royal Idi | Hotel Khalifah | Wisma Alatas | Wisma Ulya | Wisma 88 | Shafira Guest House |
|------------------------------|----------------------------------|---------------------------------|-------------------------------|-----------------------------|---------------------------|--------------------------------------|
| (1) | (2) | (3) | (4) | (5) | (6) | (7) |
| Januari/ <i>January</i> | 1 491 | 55 | 15 | 15 | 40 | 71 |
| Februari/ <i>February</i> | 830 | 32 | 18 | 15 | 55 | 156 |
| Maret/ <i>March</i> | 1 310 | 40 | 21 | 30 | 60 | 149 |
| April/ <i>April</i> | 1 064 | 42 | 23 | 40 | 50 | 106 |
| Mei/ <i>May</i> | 1 200 | 32 | 30 | 15 | 65 | 127 |
| Juni/ <i>June</i> | 450 | 41 | 27 | 25 | 60 | 147 |
| Juli/ <i>July</i> | 387 | 40 | 35 | 30 | 70 | 172 |
| Agustus/ <i>August</i> | 623 | 38 | 40 | 45 | 55 | 100 |
| September/ <i>September</i> | 656 | 57 | 58 | 25 | 60 | 132 |
| Oktober/ <i>October</i> | 715 | 55 | 35 | 45 | 50 | 134 |
| November/ <i>November</i> | 1 315 | 34 | 25 | 30 | 45 | 113 |
| Desember/ <i>December</i> | 512 | 45 | 27 | 25 | 50 | 105 |
| 2017 | 10 553 | 511 | 354 | 340 | 660 | 1 512 |
| 2016 | --- | 864 | 816 | 1 420 | 815 | --- |

Sumber: Dinas Pariwisata, Pemuda dan Olah Raga Kabupaten Aceh Timur
 Source: Department of Tourism, Youth and Sportsof Aceh Timur Regency

Tabel 8.5 Jumlah Wisatawan Mancanegara dan Domestik di Kabupaten Aceh Timur, 2011-2017
Table *Number of International and Domestic Visitors in Aceh Timur Regency, 2011-2017*

| Tahun | Jenis Wisatawan | |
|-------|-----------------|-----------------|
| | (1) | Domestik (3) |
| 2011 | --- | --- |
| 2012 | --- | --- |
| 2013 | --- | --- |
| 2014 | --- | --- |
| 2015 | --- | --- |
| 2016 | --- | 34 245 |
| 2017 | 58 | 13 872 |

Sumber: Dinas Pariwisata, Pemuda dan Olah Raga Kabupaten Aceh Timur
 Source: Department of Tourism, Youth and Sports of Aceh Timur Regency

Tabel
Table 8.6 **Nama, Jenis dan Lokasi Objek Wisata di Kabupaten Aceh Timur, 2017**
Name, Type and Location of Tourism Object in Aceh Timur Regency, 2017

| Nama Objek Wisata | Jenis Objek Wisata | Lokasi Objek Wisata |
|--|---------------------------|----------------------------|
| (1) | (2) | (3) |
| 1. Pantai Kuala Leugee | Alam | Peureulak |
| 2. Pantai Kuala Beukah | Alam | Peureulak |
| 3. Pantai Kuala Peudawa | Alam | Peudawa |
| 4. Pantai Keutapang Mameh | Alam | Idi rayeuk |
| 5. Kuala Simpang Ulim Pulau Idaman | Alam | Simpang Ulim |
| 6. CRU Gajah Bunian | Buatan | Serbajadi |
| 7. Kuala Paree | Alam | Sungai Raya |
| 8. Kuala matang rayeuk | Alam | Idi Timur |
| 9. Makam Sulatan Alaidin Said Maulana Abdul Azizsyah | Budaya | Pereulak |
| 10. Makam Nurul A'la | Budaya | Ranto Panjang |
| 11. Meriam Turki | Budaya | Peureulak |
| 12. Kuburan Aneuk Lhee | Budaya | Pereulak Barat |

Sumber: Dinas Pariwisata, Pemuda dan Olah Raga Kabupaten Aceh Timur

Source: Department of Tourism, Youth and Sportsof Aceh Timur Regency

Tabel 8.7 Jumlah Restoran/Rumah Makan Menurut Kecamatan di Kabupaten Aceh Timur, 2014-2017
Table 8.7 Number of Restaurant by Subdistrict in Aceh Timur Regency, 2014-2017

| Kecamatan Subdistrict | 2014 | 2015 | 2016 | 2017 |
|--------------------------|------------|------------|------------|------------|
| (1) | (2) | (3) | (4) | (5) |
| 1 Serbajadi | 3 | 6 | 6 | 8 |
| 2 Simpang Jernih | 1 | 4 | 4 | 4 |
| 3 Peunaron | 2 | 6 | 6 | 11 |
| 4 Birem Bayeun | 8 | 12 | 12 | 18 |
| 5 Rantau Selamat | 3 | 8 | 8 | 10 |
| 6 Sungai Raya | 7 | 12 | 13 | 15 |
| 7 Peureulak | 28 | 42 | 43 | 48 |
| 8 Peureulak Timur | 2 | 6 | 6 | 6 |
| 9 Peureulak Barat | 4 | 10 | 10 | 10 |
| 10 Ranto Peureulak | 12 | 18 | 18 | 18 |
| 11 Idi Rayeuk | 24 | 36 | 38 | 42 |
| 12 Peudawa | 2 | 6 | 6 | 6 |
| 13 Banda Alam | 1 | 3 | 3 | 3 |
| 14 Idi Tunong | 2 | 3 | 3 | 3 |
| 15 Darul Ihsan | 1 | 2 | 2 | 2 |
| 16 Idi Timur | 2 | 3 | 3 | 4 |
| 17 Darul Aman | 3 | 7 | 7 | 7 |
| 18 Nurussalam | 2 | 5 | 5 | 5 |
| 19 Darul Falah | 1 | 2 | 2 | 2 |
| 20 Julok | 28 | 37 | 37 | 37 |
| 21 Indra Makmur | 4 | 8 | 8 | 8 |
| 22 Pante Bidari | 22 | 32 | 32 | 32 |
| 23 Simpang Ulim | 2 | 8 | 8 | 8 |
| 24 Madat | 1 | 2 | 2 | 2 |
| Aceh Timur | 165 | 278 | 282 | 309 |

Sumber: Dinas Perdagangan, Koperasi dan UKM

Source: Department of Trade, Cooperative, and UKM's

3 Jumlah Kendaraan Bermotor Terbanyak Berdasarkan Jenisnya di Kabupaten Aceh Timur, Tahun 2017

Sepeda Motor merupakan kendaraan terbanyak di Kabupaten Aceh Timur Dengan Jumlah

112.497 unit



bus, pick up dan truk ada di posisi ke dua dengan jumlah

2626 unit



kendaraan terbanyak di posisi ke tiga adalah minibus dan microbus dengan jumlah

1733 unit



tahukah kamu, jika total panjang jalan di Aceh timur sepanjang 1.549,41 Km, dan jalan terpanjang di kabupaten aceh timur ada di Kecamatan Pante Bidari sepanjang 170,78 Km



PENJELASAN TEKNIS

1. **Kendaraan bermotor** adalah setiap kendaraan yang digerakkan oleh peralatan teknik yang ada pada kendaraan tersebut, biasanya digunakan untuk angkutan orang atau barang di atas jalan raya selain kendaraan yang berjalan di atas rel. Kendaraan bermotor yang dicatat adalah semua jenis kendaraan kecuali kendaraan bermotor TNI/Polri dan Korps Diplomatik.

2. **Mobil penumpang** adalah setiap kendaraan bermotor yang dilengkapi dengan tempat duduk untuk sebanyak-banyaknya delapan orang, tidak termasuk tempat duduk untuk pengemudi, baik dilengkapi atau tidak dilengkapi bagasi.

3. **Mobil bis** adalah setiap kendaraan bermotor yang dilengkapi dengan tempat duduk untuk lebih dari delapan orang, tidak termasuk tempat duduk untuk pengemudi, baik dilengkapi atau tidak dilengkapi bagasi.

4. **Mobil truk** adalah setiap kendaraan bermotor yang digunakan untuk angkutan barang, selain mobil penumpang, mobil bis dan kendaraan bermotor roda dua.

5. **Kereta api** adalah kendaraan dengan tenaga gerak (listrik, diesel atau tenaga uap) yang berjalan sendiri maupun dirangkaikan dengan kendaraan lain, yang akan atau sedang bergerak di atas rel, terdiri dari kereta penumpang dan kereta barang.

TECHNICAL NOTES

1. **Motor vehicles** are any kind of vehicles motorized by machine set up in those vehicles, they are usually used for transporting peoples or goods on roads except vehicles moving along a railway line. The data cover all kinds of motor vehicles except those belong to Indonesia Army Force Indonesian State Police and Diplomatic Corps.

2. **Passenger cars** are any motor vehicles with no more than eight seats, excluding seat for driver, it can be with or without hoot.

3. **Buses** are large passenger cars having seats for more than eight passengers, excluding seat for driver, it can be with or without hoot.

4. **Trucks** are any motor vehicles used to transport goods excluding passenger cars, buses, and motorcycles.

5. **Train** is a coach or a number of coaches joined together, moving along a railway line. It can be passenger train or freight train.

6. Kantor Pos adalah tempat pemberi pelayanan komunikasi tertulis dan atau surat elektronik, layanan paket, layanan logistik, layanan transaksi keuangan, dan layanan keagenan pos untuk kepentingan umum. Rumah pos berfungsi sama seperti kantor pos dan kantor pos pembantu, bedanya rumah pos biasanya terletak di daerah terpencil.

7. Telekomunikasi adalah setiap pemancaran, pengiriman dan atau penerimaan dari setiap informasi dalam bentuk tanda-tanda, isyarat, tulisan, gambar, suara dan bunyi melalui sistem kawat, optik, radio atau sistem elektromagnetik lainnya.

8. Jaringan telekomunikasi adalah rangkaian perangkat telekomunikasi dan kelengkapannya yang digunakan dalam bertelekomunikasi.

9. Telepon tetap kabel dalam Susenas disebut **telepon rumah** adalah jaringan telekomunikasi menggunakan perangkat telepon tetap dengan kabel yang secara umum diatur oleh standar-standar teknis dengan menggunakan suatu nomor telepon, dikenal pula sebagai Public Switched Telephone Network (PSTN). Pada umumnya dimanfaatkan untuk telepon rumah dan jaringan internet, memiliki kemampuan menghantarkan sinyal dengan kuat dan jelas dengan biaya yang relatif lebih murah.

6. Post Office is a service provider facility of written communication and or electronic mail, parcel service, logistics services, financial transaction services, and postal services to the public. Postal house has the same function as the post office and subsidiary of post office, the difference is that postal house is usually located in remote areas.

7. Telecommunication includes every transmitting, delivering and or receiving from every information of marking, signal, article, picture, sound and voice through strand of wire system, optic, radio or other electromagnetic system.

8. Telecommunication network is peripheral network of telecommunication and its equipment used in the means of telecommunication.

9. Fixed line telephone based on Susenas called **home phone** is a telecommunication network using fixed line telephone device which is generally regulated by technical standards, using a phone number, also known as the Public Switched Telephone Network (PSTN). It is generally used for home phone and Internet networks, has the ability to deliver a strong and clear signal with a relatively low cost.

ULASAN

DESCRIPTION

Pada tahun 2017, berdasarkan data dari Dinas Pekerjaan Umum dan Perumahan Rakyat Kabupaten Aceh Timur mencatat panjang jalan di wilayah Kabupaten Aceh Timur sepanjang 1.549,411 Km. Panjang jalan yang tercatat merupakan jalan kabupaten yang menjadi tanggung jawab pemerintah kabupaten.

By 2017, based on data from the Public Works and Housing Office of Aceh Timur Regency, the length of roads in Aceh Timur Regency is 1.549,411 Km. The length of recorded roads is the district road that is the responsibility of the district government.

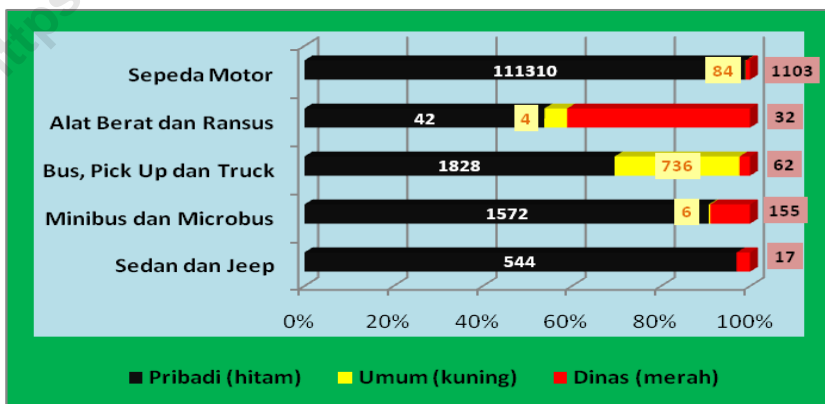
Dari kondisinya, mayoritas jalan kabupaten di Kabupaten Aceh Timur dalam kondisi baik yaitu sepanjang 1.013,66 Km, untuk kondisi sedang 208,68 Km, sedang untuk kondisi rusak ringan dan rusak berat masing-masing sepanjang 58,09 Km dan 268,98 Km.

From its condition, the majority of district roads in East Aceh Regency are in good condition, namely 1,013.66 Km, for moderate conditions 208.68 Km, while for mild and severely damaged conditions, 58.09 Km and 268.98 Km respectively.

Jumlah Kendaraan Bermotor Berdasarkan Jenisnya di Kabupaten Aceh Timur, 2017

Gambar 9

Figures 9 *Number of Motorized Vehicles by Type in Aceh Timur Regency , 2017*



9.1 TRANSPORTASI/TRANSPORTATION

Tabel 9.1.1 Panjang Jalan Menurut Kecamatan dan Jenis Permukaan Jalan di Kabupaten Aceh Timur (km), 2016*
Table 9.1.1 Length of Roads by Subdistrict and Type of Road Surface in Aceh Timur Regency (km), 2016*

| Kecamatan Subdistrict | Jenis Permukaan Jalan/Type of Road Surface | | | | Jumlah Total |
|--------------------------|--|----------------------|----------------------|----------------------------|-----------------|
| | Aspal / Penetreasi Macadam | Perkerasa n Beton | Telford / Kerikil | Tanah / Belum Tembus | |
| (1) | (2) | (3) | (4) | (5) | (6) |
| 1 Serbajadi | 0.00 | --- | 44.12 | --- | 44.12 |
| 2 Simpang Jernih | 2.54 | --- | 4.26 | --- | 6.81 |
| 3 Peunaron | 0.00 | --- | 58.53 | --- | 58.53 |
| 4 Birem Bayeun | 18.80 | --- | 116.58 | --- | 135.37 |
| 5 Rantau Selamat | 2.47 | --- | 41.32 | --- | 43.79 |
| 6 Sungai Raya | 12.11 | --- | 15.85 | --- | 27.95 |
| 7 Peureulak | 30.33 | --- | 75.18 | --- | 105.50 |
| 8 Peureulak Timur | 36.12 | --- | 16.11 | --- | 52.23 |
| 9 Peureulak Barat | 8.22 | --- | 65.02 | --- | 73.24 |
| 10 Ranto Peureulak | 8.33 | --- | 42.90 | --- | 51.23 |
| 11 Idi Rayeuk | 36.07 | --- | 50.55 | --- | 86.62 |
| 12 Peudawa | 6.68 | --- | 45.05 | --- | 51.73 |
| 13 Banda Alam | 9.54 | --- | 7.41 | --- | 16.94 |
| 14 Idi Tunong | 0.00 | --- | 58.37 | --- | 58.37 |
| 15 Darul Ihsan | 3.70 | --- | 34.83 | --- | 38.54 |
| 16 Idi Timur | 11.81 | --- | 16.90 | --- | 28.70 |
| 17 Darul Aman | 40.72 | --- | 61.33 | --- | 102.05 |
| 18 Nurussalam | 21.85 | --- | 45.57 | --- | 67.42 |
| 19 Darul Falah | 6.69 | --- | 19.76 | --- | 26.44 |
| 20 Julok | 18.36 | --- | 85.98 | --- | 104.33 |
| 21 Indra Makmur | 0.00 | --- | 49.96 | --- | 49.96 |
| 22 Pante Bidari | 12.90 | --- | 157.88 | --- | 170.78 |
| 23 Simpang Ulim | 29.11 | --- | 53.70 | --- | 82.81 |
| 24 Madat | 27.35 | --- | 38.60 | --- | 65.95 |
| Jumlah/Total | 343.66 | --- | 1205.75 | --- | 1549.41 |

*) Data tahun 2017 belum tersedia

Sumber: Dinas Pekerjaan Umum dan Perumahan Rakyat Kabupaten Aceh Timur

Source: Department of Public Works and Housing of Aceh Timur Regency

Tabel 9.1.2 Panjang Jalan Menurut Kecamatan dan Kondisi Permukaan Jalan di Kabupaten Aceh Timur (km), 2017
Table 9.1.2 Length of Roads by Subdistrict and Condition of Road Surface in Aceh Timur Regency (km), 2017

| Kecamatan Subdistrict | Kondisi Permukaan Jalan/ Condition of Road Surface | | | | |
|--------------------------|--|---------------|--------------|---------------|-----------------|
| | Baik | Sedang | Rusak Ringan | Rusak Berat | Jumlah Total |
| (1) | (2) | (3) | (4) | (5) | (6) |
| 1 Serbajadi | 11.03 | 2.63 | 0.00 | 30.47 | 44.12 |
| 2 Simpang Jernih | 3.34 | 0.74 | 0.00 | 2.73 | 6.81 |
| 3 Peunaron | 19.74 | 4.55 | 0.25 | 33.98 | 58.53 |
| 4 Birem Bayeun | 47.29 | 12.47 | 0.19 | 75.42 | 135.37 |
| 5 Rantau Selamat | 17.98 | 4.21 | 0.44 | 21.16 | 43.79 |
| 6 Sungai Raya | 15.90 | 5.20 | 2.10 | 4.75 | 27.95 |
| 7 Peureulak | 86.37 | 18.11 | 1.02 | 0.00 | 105.50 |
| 8 Peureulak Timur | 43.63 | 8.04 | 0.56 | 0.00 | 52.23 |
| 9 Peureulak Barat | 55.87 | 13.60 | 3.77 | 0.00 | 73.24 |
| 10 Ranto Peureulak | 17.82 | 5.17 | 0.09 | 28.16 | 51.23 |
| 11 Idi Rayeuk | 67.03 | 11.84 | 5.32 | 2.44 | 86.62 |
| 12 Peudawa | 50.72 | 1.01 | 0.00 | 0.00 | 51.73 |
| 13 Banda Alam | 8.95 | 1.73 | 0.64 | 5.61 | 16.94 |
| 14 Idi Tunong | 57.09 | 1.28 | 0.00 | 0.00 | 58.37 |
| 15 Darul Ihsan | 36.82 | 1.71 | 0.00 | 0.00 | 38.54 |
| 16 Idi Timur | 26.91 | 1.79 | 0.00 | 0.00 | 28.70 |
| 17 Darul Aman | 72.29 | 15.78 | 6.72 | 7.26 | 102.05 |
| 18 Nurussalam | 36.00 | 12.91 | 4.09 | 14.42 | 67.42 |
| 19 Darul Falah | 18.26 | 4.15 | 1.13 | 2.90 | 26.44 |
| 20 Julok | 70.93 | 16.31 | 7.01 | 10.09 | 104.33 |
| 21 Indra Makmur | 14.54 | 6.56 | 0.98 | 27.88 | 49.96 |
| 22 Pante Bidari | 128.73 | 31.91 | 10.14 | 0.00 | 170.78 |
| 23 Simpang Ulim | 59.24 | 15.34 | 8.22 | 0.00 | 82.81 |
| 24 Madat | 47.20 | 11.63 | 5.42 | 1.71 | 65.95 |
| Jumlah/Total | 1 013.66 | 208.68 | 58.09 | 268.98 | 1 549.41 |

Sumber: Dinas Pekerjaan Umum dan Perumahan Rakyat Kabupaten Aceh Timur

Source: Department of Public Works and Housing of Aceh Timur Regency

TRANSPORTATION AND COMMUNICATION

Tabel 9.1.3 Keadaan, Panjang Jalan dan Jembatan, 2017
Table *The Condition ang Length of Road and Bridge, 2017*

| Kecamatan <i>Subdistrict</i> | Satuan <i>Measurement</i> | Jenis Permukaan Jalan/ <i>Type of Road Surface</i> |
|---------------------------------|------------------------------|--|
| (1) | (2) | (3) |
| A Jalan | | |
| Baik | Km | 1 013.66 |
| Sedang | Km | 208.68 |
| Rusak Ringan | Km | 58.09 |
| Rusak Berat | Km | 268.98 |
| Jumlah | Km | 1 549.41 |
| B Jembatan*) | | |
| Baik | m | 2 724.00 |
| Sedang | m | --- |
| Rusak Ringan | m | 1 720.00 |
| Rusak Berat | m | 1 085.00 |
| Jumlah | m | 5 529.00 |
| Jumlah A dan B | Km | 1 554.94 |

Sumber: Dinas Pekerjaan Umum dan Perumahan Rakyat Kabupaten Aceh Timur

Source: *Department of Public Works and Housing of Aceh Timur Regency*

Tabel 9.1.4 **Jumlah Kendaraan Bermotor Berdasarkan Jenisnya di Kabupaten Aceh Timur, 2017**
Table 9.1.4 **Number of Motorized Vehicles by Type in Aceh Timur Regency, 2017**

| Kode Code | Jenis Kendaraan Type of Vehicles | Jumlah Total |
|---------------------|-------------------------------------|-----------------|
| (1) | (2) | (3) |
| A | Sedan dan Jeep | 561 |
| A1 | Pribadi (hitam) | 544 |
| A2 | Umum (kuning) | 0 |
| A3 | Dinas (merah) | 17 |
| B | Minibus dan Microbus | 1 733 |
| B1 | Pribadi (hitam) | 1 572 |
| B2 | Umum (kuning) | 6 |
| B3 | Dinas (merah) | 155 |
| C | Bus, Pick Up dan Truck | 2 626 |
| C1 | Pribadi (hitam) | 1 828 |
| C2 | Umum (kuning) | 736 |
| C3 | Dinas (merah) | 62 |
| D | Alat Berat dan Ransus | 78 |
| D1 | Pribadi (hitam) | 42 |
| D2 | Umum (kuning) | 4 |
| D3 | Dinas (merah) | 32 |
| E | Sepeda Motor | 112 497 |
| E1 | Pribadi (hitam) | 111 310 |
| E2 | Umum (kuning) | 84 |
| E3 | Dinas (merah) | 1 103 |
| Jumlah/Total | | 117 495 |

Sumber: Kantor Samsat Kabupaten Aceh Timur

Source: Samsat Office of Aceh Timur Regency

TRANSPORTATION AND COMMUNICATION

Tabel 9.1.5 Jumlah Penambahan Objek Pajak Kendaraan Berdasarkan Pembayaran BBN di Kabupaten Aceh Timur, 2017
Number of Vehicle Tax Object Addition Based on BBN Payment in Aceh Timur Regency, 2017

| Jenis Kendaraan Type of Vehicles | BBN-I (Baru) | BBN-II (Jual Beli) | BBN-II (Mutasi Non BL) |
|-------------------------------------|--------------|--------------------|---------------------------|
| (1) | (2) | (3) | (4) |
| 1 Sedan | 0 | 0 | 7 |
| 2 Jeep | 12 | 1 | 18 |
| 3 Minibus | 112 | 7 | 104 |
| 4 Microbus | 0 | 0 | 1 |
| 5 Bus | 0 | 0 | 0 |
| 6 Pick Up | 125 | 5 | 64 |
| 7 Truck | 4 | 8 | 2 |
| 8 Alat Berat | 0 | 0 | 0 |
| 9 Ransus | 2 | 0 | 0 |
| 10 L Truck | 49 | 19 | 25 |
| 11 Sepeda Motor | 9 136 | 77 | 42 |
| 12 Becak | 7 | 0 | 0 |
| 13 Sepeda Motor Roda 3 | 0 | --- | --- |
| Jumlah/Total | 9 447 | 117 | 263 |

Sumber: Kantor Samsat Kabupaten Aceh Timur
 Source: Samsat Office of Aceh Timur Regency

Tabel 9.1.6 Data Perhubungan di Kabupaten Aceh Timur, 2015-2018
Table *Transportation Data in Aceh Timur Regency, 2015- 2018*

| Tahun Year | Data Penumpang | Data Kendaraan Keluar-Masuk Terminal | Jumlah Uji KIR Angkutan Umum |
|---------------------|----------------|--|---------------------------------|
| (1) | (2) | (3) | (4) |
| 1 2015 | 30 665 | 1 095 | 1 200 |
| 2 2016 | 20 292 | 180 000 | 1 897 |
| 3 2017 | 82 374 | 146 258 | 1 815 |
| 4 2018* | 3 864 | 11 500 | 934 |
| Jumlah/Total | 137 195 | 338 853 | 5 846 |

*J) Kondisi hingga bulan Juni 2018

Sumber: Dinas Perhubungan Kabupaten Aceh Timur

Source: *Transportation Service of Aceh Timur Regency*

9.2 KOMUNIKASI/COMUNICATION

Tabel 9.2.1 Banyaknya Fasilitas Kantor Pos Menurut Kecamatan di Kabupaten Aceh Timur, 2016–2017
Table 9.2.1 Number of Post Office Facilities by Subdistrict in Aceh Timur Regency, 2016–2017

| Kecamatan Subdistrict | Kantor Pos/ Post Office | | Rumah Pos/ House | | Post |
|--------------------------|----------------------------|----------|---------------------|----------|------|
| | 2016 | 2017 | 2016 | 2017 | |
| (1) | (2) | (3) | (4) | (5) | |
| 1 Serbajadi | 0 | 0 | 0 | 0 | 0 |
| 2 Simpang Jernih | 0 | 0 | 0 | 0 | 0 |
| 3 Peunaron | 0 | 0 | 1 | 1 | 1 |
| 4 Birem Bayeun | 0 | 0 | 0 | 0 | 0 |
| 5 Rantau Selamat | 1 | 1 | 0 | 0 | 0 |
| 6 Sungai Raya | 0 | 0 | 1 | 1 | 1 |
| 7 Peureulak | 1 | 1 | 0 | 0 | 0 |
| 8 Peureulak Timur | 0 | 0 | 0 | 0 | 0 |
| 9 Peureulak Barat | 0 | 0 | 0 | 0 | 0 |
| 10 Ranto Peureulak | 0 | 0 | 1 | 1 | 1 |
| 11 Idi Rayeuk | 1 | 1 | 0 | 0 | 0 |
| 12 Peudawa | 0 | 0 | 0 | 0 | 0 |
| 13 Banda Alam | 0 | 0 | 0 | 0 | 0 |
| 14 Idi Tunong | 0 | 0 | 0 | 0 | 0 |
| 15 Darul Ihsan | 0 | 0 | 0 | 0 | 0 |
| 16 Idi Timur | 0 | 0 | 0 | 0 | 0 |
| 17 Darul Aman | 1 | 1 | 0 | 0 | 0 |
| 18 Nurussalam | 0 | 0 | 0 | 0 | 0 |
| 19 Darul Falah | 0 | 0 | 0 | 0 | 0 |
| 20 Julok | 1 | 1 | 0 | 0 | 0 |
| 21 Indra Makmur | 0 | 0 | 1 | 1 | 1 |
| 22 Pante Bidari | 0 | 0 | 0 | 0 | 0 |
| 23 Simpang Ulim | 1 | 1 | 0 | 0 | 0 |
| 24 Madat | 0 | 0 | 0 | 0 | 0 |
| Jumlah/Total | 6 | 6 | 4 | 4 | |

Sumber: PT. POS (Persero) Langsa

Source: PT. POS (Persero) Langsa

Tabel 9.2.2 Jumlah Surat Kilat Khusus yang Dikirim dan Diterima Dalam Wilayah Kerja PT Pos Indonesia Kabupaten Aceh Timur, 2017
Table 9.2.2 *Number of Special Letter Send and Received by PT Pos Indonesia in Aceh Timur Regency, 2017*

| Kantor Pos <i>Post Office</i> | Pengiriman <i>Send</i> | Nilai <i>Value (Rp)</i> | Penerimaan <i>Received</i> |
|----------------------------------|---------------------------|----------------------------|-------------------------------|
| (1) | (2) | (3) | (4) |
| Rantau Selamat | 125 | 4 498 200 | 6 260 |
| Peureulak | 1 009 | 32 125 250 | 17 013 |
| Idi Rayeuk | 1 474 | 40 253 450 | 18 250 |
| Darul Aman | 138 | 5 255 560 | 3 796 |
| Julok | 458 | 13 900 300 | 6 228 |
| Simpang Ulim | 202 | 6 211 970 | 5 540 |
| 2017 | 3 406 | 102 244 730 | 57 087 |
| 2016 | 4 974 | 112 651 850 | 12 751 |
| 2015 | 7 527 | 116 253 695 | 32 765 |

Sumber: PT. POS (Persero) Langsa

Source: PT. POS (Persero) Langsa

TRANSPORTATION AND COMMUNICATION

Tabel 9.2.3 Jumlah Pos Express yang Dikirim dan Diterima Dalam Wilayah Kerja PT Pos Indonesia Kabupaten Aceh Timur, 2017
Table *Number of Post Express Send and Received by PT Pos Indonesia in Aceh Timur Regency, 2017*

| Kantor Pos <i>Post Office</i> | Pengiriman <i>Send</i> | Nilai <i>Value (Rp)</i> | Penerimaan <i>Received</i> |
|----------------------------------|---------------------------|----------------------------|-------------------------------|
| (1) | (2) | (3) | (4) |
| Rantau Selamat | 207 | 6 755 600 | 153 |
| Peureulak | 2 032 | 64 128 390 | 1 825 |
| Idi Rayeuk | 2 609 | 77 482 055 | 3 650 |
| Darul Aman | 196 | 6 361 250 | 250 |
| Julok | 1 127 | 41 571 905 | 630 |
| Simpang Ulim | 393 | 16 209 195 | 652 |
| 2017 | 6 564 | 212 508 395 | 7 160 |
| 2016 | 6 081 | 174 738 000 | 16 048 |
| 2015 | 3 861 | 76 122 322 | 9 361 |

Sumber: PT. POS (Persero) Langsa
 Source: PT. POS (Persero) Langsa

Tabel 9.2.4 Jumlah Paket Pos Kilat Khusus yang Dikirim dan Diterima Dalam Wilayah Kerja PT Pos Indonesia Kabupaten Aceh Timur, 2017
Table 9.2.4 *Number of Packet Post Express Send and Received by PT Pos Indonesia in Aceh Timur Regency, 2017*

| Kantor Pos Post Office | Pengiriman Send | Nilai Value (Rp) | Penerimaan Received |
|---------------------------|--------------------|---------------------|------------------------|
| (1) | (2) | (3) | (4) |
| Rantau Selamat | 53 | 5 858 836 | 505 |
| Peureulak | 111 | 18 030 356 | 1 490 |
| Idi Rayeuk | 1 055 | 64 143 354 | 6 234 |
| Darul Aman | 28 | 2 000 246 | 425 |
| Julok | 174 | 12 969 220 | 641 |
| Simpang Ulim | 109 | 12 337 473 | 1 262 |
| 2017 | 1 530 | 115 339 485 | 10 557 |
| 2016 | 251 | 44 373 300 | 37 986 |
| 2015 | 486 | 66 123 005 | 4 682 |

Sumber: PT. POS (Persero) Langsa

Source: PT. POS (Persero) Langsa

TRANSPORTATION AND COMMUNICATION

Tabel 9.2.5 Jumlah Pengiriman dan Pembayaran Wesel Pos Dalam Wilayah Kerja PT Pos Indonesia Kabupaten Aceh Timur, 2017
Table 9.2.5 Number of Special Wesel Send and Received by PT Pos Indonesia in Aceh Timur Regency, 2017

| Kantor Pos Post Office | Pengiriman/ Send | | Penerimaan/ Received | |
|---------------------------|--------------------|----------------------|------------------------|----------------------|
| | Pengiriman Send | Nilai Value (Rp) | Penerimaan Received | Nilai Value (Rp) |
| (1) | (2) | (3) | (4) | (5) |
| Rantau Selamat | 335 | 1 332 961 450 | 330 | 295 306 896 |
| Peureulak | 864 | 1 677 816 100 | 1 079 | 1 953 150 510 |
| Idi Rayeuk | 600 | 703 330 112 | 671 | 1 513 778 862 |
| Darul Aman | 168 | 441 448 455 | 365 | 803 333 756 |
| Julok | 255 | 398 032 000 | 646 | 1 504 582 263 |
| Simpang Ulim | 146 | 188 033 766 | 223 | 654 255 635 |
| 2017 | 2 368 | 4 741 621 883 | 3 314 | 6 724 407 922 |
| 2016 | 2 776 | 5 487 892 170 | 4 864 | 9 782 716 018 |
| 2015 | 1 855 | 2 574 664 000 | 5 247 | 3 087 962 975 |

Sumber: PT. POS (Persero) Langsa

Source: PT. POS (Persero) Langsa

Tabel 9.2.6 Banyaknya Menara Telekomunikasi Menurut Kecamatan di Kabupaten Aceh Timur, 2017
Number of Telecommunication Towers by Subdistrict in Aceh Timur Regency, 2017

| Kecamatan Subdistrict | Jumlah Tower of Towers | Number |
|--------------------------|---------------------------|--------|
| (1) | (2) | |
| 1 Serbajadi | 1 | |
| 2 Simpang Jernih | 1 | |
| 3 Peunaron | 3 | |
| 4 Birem Bayeun | 6 | |
| 5 Rantau Selamat | 5 | |
| 6 Sungai Raya | 4 | |
| 7 Peureulak | 9 | |
| 8 Peureulak Timur | 4 | |
| 9 Peureulak Barat | 4 | |
| 10 Ranto Peureulak | 7 | |
| 11 Idi Rayeuk | 9 | |
| 12 Peudawa | 3 | |
| 13 Banda Alam | 3 | |
| 14 Idi Tunong | 3 | |
| 15 Darul Ihsan | 1 | |
| 16 Idi Timur | 1 | |
| 17 Darul Aman | 5 | |
| 18 Nurussalam | 2 | |
| 19 Darul Falah | 1 | |
| 20 Julok | 6 | |
| 21 Indra Makmur | 3 | |
| 22 Pante Bidari | 6 | |
| 23 Simpang Ulim | 4 | |
| 24 Madat | 6 | |
| Jumlah/Total | 97 | |

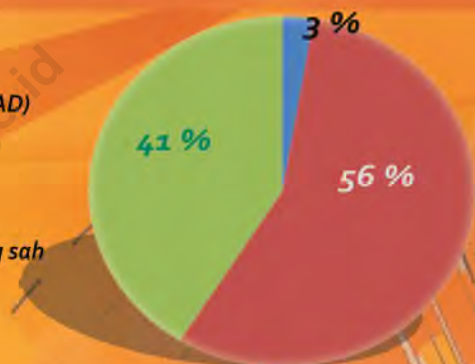
Sumber: Dinas Komunikasi dan Informatika Kabupaten Aceh Timur

Source: Department of Communication and Information Technology of Aceh Timur Regency

Total Realisasi Pendapatan Pemerintah Kabupaten Aceh Timur Menurut Jenis Pendapatan Sebesar Rp 1.854.809.600.261,10 di Tahun 2017

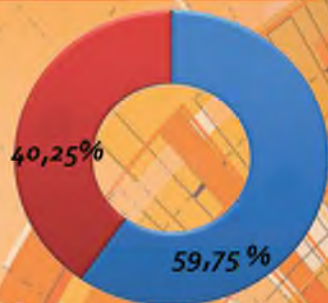
Sumbernya :

- Pendapatan Asli Daerah (PAD)
- Dana Perimbangan
- Lain - lain pendapatan yang sah



Realisasi Belanja Pemerintah Kabupaten Aceh Timur Menurut Jenis Pengeluaran pada tahun 2017 sebesar Rp 1.882.841.601.521,00 yang terdiri dari:

- Belanja Tidak Langsung
- Belanja Langsung



Pada tahun 2017, Alokasi tertinggi belanja tidak langsung ada di belanja pegawai yang mencapai 57,10 persen dari belanja tidak langsung atau 32,75 persen dari keseluruhan belanja pemerintah Kabupaten Aceh Timur.



PENJELASAN TEKNIS

1. Realisasi Penerimaan dan Pengeluaran Pemerintah Provinsi adalah realisasi/ perhitungan APBD Provinsi pada tiap tahun anggaran.

2. Pendapatan Asli Daerah (PAD) adalah pendapatan yang diperoleh daerah yang dipungut berdasarkan peraturan daerah sesuai dengan peraturan perundang-undangan, guna keperluan daerah yang bersangkutan dalam membiayai kegiatannya.

3. Dana Perimbangan adalah dana yang bersumber dari pendapatan APBN yang dialokasikan kepada Daerah untuk mendanai kebutuhan daerah dalam rangka pelaksanaan desentralisasi.

4. Lain-lain Pendapatan yang Sah adalah pendapatan lainnya dari pemerintah pusat dan atau dari instansi pusat, serta dari daerah lainnya.

TECHNICAL NOTES

1. Actual revenue and expenditure of Provincial Government is the realization/provincial budget calculations for every fiscal year.

2. Original Local Government Revenue is revenue that withheld based on local regulations in accordance with the legislation, for the purposes of financing their activities.

3. Balanced Budget is the fund coming from the state budget that allocated to regions to fund their needs in the context of decentralization.

4. Other Legal Revenue is other income that coming from the central government and or from the central agencies, as well as from other local government .

ULASAN

DESCRIPTION

Pendapatan daerah Kabupaten Aceh Timur terdiri dari tiga komponen, yakni Pendapatan Asli Daerah (PAD), Dana Perimbangan, dan Lain – lain Pendapatan Daerah yang Sah. Dari ketiga komponen tersebut, pada tahun 2017 dana perimbangan masih menjadi sumber pendapatan yang tertinggi, yakni mencapai 56,24 persen. Pendapatan Asli Daerah hanya menyumbangkan 2,64 persen pendapatan daerah.

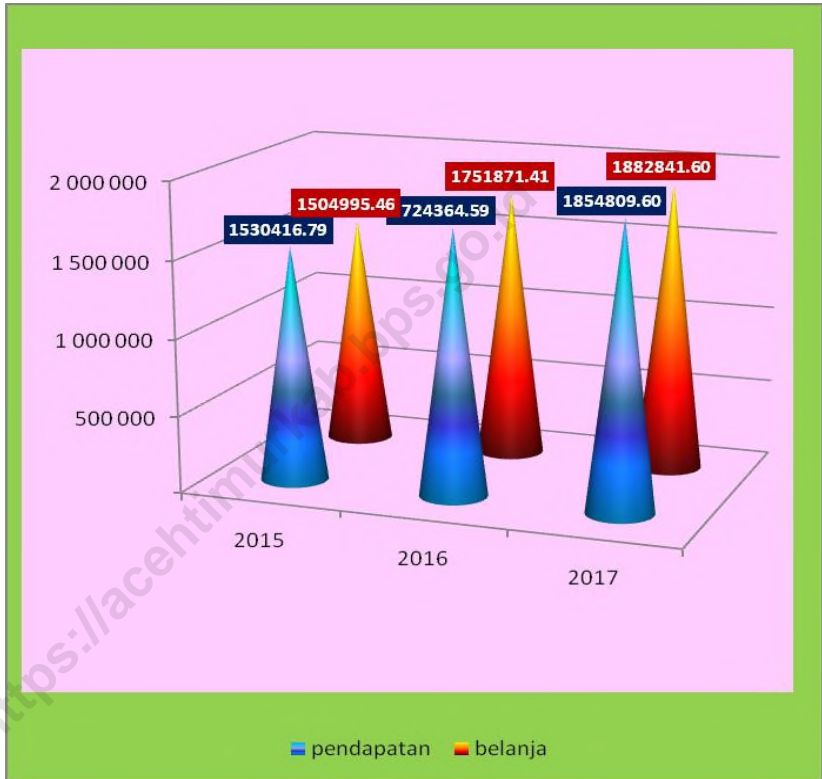
Income of Aceh Timur Regency consists of three components, local revenue (PAD), Fund Balance, and Others Revenue Authorised. Of these three components, in 2017 the balance of funds still to be the highest source of revenue, which reached 56,24 percent. Local Revenue contributed only 2,64 percent of its revenues.

Untuk pengeluaran atau belanja daerah terdiri dari dua komponen, yaitu komponen belanja langsung dan belanja tidak langsung. Pada tahun 2017, nilai belanja langsung lebih rendah dibandingkan belanja tidak langsung, yakni 40,25 persen. Untuk belanja tidak langsung sebesar 59,75 persen. Alokasi tertinggi belanja tidak langsung ada di belanja pegawai yang mencapai 57,10 persen dari belanja tidak langsung atau 32,75 persen dari keseluruhan belanja pemerintah Kabupaten Aceh Timur.

For spending or shopping area consists of two components, namely direct expenditures and indirect expenditures. In 2017, the value of direct spending is lower than indirect spending, which is 40,25 per cent. For indirect spending as many as 59,75 percent. Highest allocation of indirect spending is on personnel expenditure which reached 57,10 percent of indirect expenditures or 32,75 percent of total government expenditures Aceh Timur Regency.

Gambar 10 Realisasi Pendapatan dan Belanja Pemerintah Kabupaten Aceh Timur Menurut Jenis (juta rupiah), 2015–2017

Figures Actual Revenues an Expenditures of Government of Aceh Timur Regency by Source (rupiahs), 2015–2017



10. KEUANGAN DAERAH/ LOCAL FINANCE

Tabel 10.1 Realisasi Pendapatan Pemerintah Kabupaten Aceh Timur Menurut Jenis Pendapatan (rupiah), 2015–2017
Table 10.1 Actual Revenues of Government of Aceh Timur Regency by Source of Revenues (rupiahs), 2015–2017

| | Jenis Pendapatan | 2015 | 2016 | 2017 |
|-----|---|-----------------------------|-----------------------------|-----------------------------|
| | Source of Revenues | (2) | (3) | (4) |
| 1. | Pendapatan Asli Daerah (PAD)/Original Local Government Revenue | 98 704 908 471.82 | 94 337 443 632.42 | 158 492 371 449.82 |
| 1.1 | Pajak Daerah/Local Taxes | 8 031 473 347.00 | 8 308 254 260.00 | 10 457 216 638.00 |
| 1.2 | Retribusi Daerah/Retributions | 30 101 828 434.00 | 36 753 896 320.00 | 17 846 424 206.25 |
| 1.3 | Hasil Perusahaan Milik Daerah dan Pengelolaan Kekayaan Daerah yang Dipisahkan <i>Income of Regional Gov. Corporate and Management of Separated Reg. Gov. Wealth</i> | 2 304 355 357.00 | 2 189 314 214.52 | 2 077 375 410.90 |
| 1.4 | Zakat/ Zakat | 3 549 183 283.50 | 3 694 780 434.50 | 3 871 963 679.50 |
| 1.5 | Lain-lain PAD yang Sah/Other Original Local Gov. Revenue | 54 718 068 050.32 | 43 391 198 403.40 | 124 239 391 515.17 |
| 2. | Dana Perimbangan | 912 352 772 658.00 | 1 051 942 856 036.00 | 1 043 156 637 656.00 |
| | Balanced Budget | | | |
| 2.1 | Bagi Hasil Pajak/Tax Sharing | 55 576 443 100.00 | 51 465 289 000.00 | 61 199 344 614.00 |
| 2.2 | Bagi Hasil Bukan Pajak/Sumber Daya Alam/Non Tax/Natural Resources Sharing | 4 661 191 558.00 | 11 237 211 883.00 | 4 139 508 494.00 |
| 2.3 | Dana Alokasi Umum <i>General Allocation Funds</i> | 730 055 738 000.00 | 784 102 687 000.00 | 777 993 391 000.00 |
| 2.4 | Dana Alokasi Khusus <i>Special Allocation Funds</i> | 122 059 400 000.00 | 205 137 668 153.00 | 199 824 393 548.00 |
| 3 | Lain-lain Pendapatan yang Sah/Other Legal Revenue | 519 359 107 177.25 | 578 084 285 742.27 | 762 728 113 253.88 |
| 3.1 | Pendapatan Hibah/Grants | --- | --- | --- |
| 3.2 | Dana Bagi Hasil Pajak dari Provinsi dan Pemerintah Daerah Lainnya/tax sharing from province and other local governments | 33 513 537 079.25 | 46 718 681 325.27 | 40 214 829 503.88 |
| 3.3 | Dana Penyesuaian dan Otonomi Daerah <i>Otonomous Region and Balancing Funds</i> | 107 856 195 000.00 | 5 000 000 000.00 | 435 001 080 000.00 |
| 3.4 | Bantuan Keuangan dari Provinsi atau Pemerintah Daerah Lainnya/financial assistance from province and other local governments | 377 989 375 098.00 | 526 365 604 417.00 | 287 512 203 750.00 |
| | Jumlah/Total | 1 530 416 788 307.07 | 1 724 364 585 410.69 | 1 964 377 122 359.70 |

Keterangan/Note: ¹ Data APBD

Sumber: BPKD Kabupaten Aceh Timur

Source: Financial Management and Wealth Regional of Aceh Timur Regency Office

Tabel 10.2 Realisasi Belanja Pemerintah Kabupaten Aceh Timur Menurut Jenis Pengeluaran (Rupiah), 2015–2017
Table 10.2 Actual Expenditures of Government of Aceh Timur Regency by Source of Expenditures (Rupiah), 2015–2017

| Jenis Belanja <i>Kind of Expenditures</i> | 2015 | 2016 | 2017 |
|--|-----------------------------|-----------------------------|-----------------------------|
| (1) | (2) | (3) | (4) |
| 1. Belanja Tidak Langsung <i>Indirect Expenditure</i> | 809 511 162 089.64 | 1 004 928 953 581.00 | 1 125 072 232 154.00 |
| 1.1 Belanja Pegawai/ <i>Personnel expenditure</i> | 577 582 892 775.00 | 573 820 466 821.00 | 605 816 342 547.00 |
| 1.2 Belanja Bunga/ <i>Rebtributions</i> | 31 000.00 | --- | --- |
| 1.3 Zakat/ <i>Zakat</i> | --- | --- | --- |
| 1.4 Belanja Subsidi <i>Subsidies Expenditure</i> | --- | --- | --- |
| 1.4 Belanja Hibah/ <i>Grant</i> | 9 348 300 000.00 | 54 177 296 774.00 | 33 788 165 701.00 |
| 1.5 Belanja Bantuan Sosial <i>Social Expenditure</i> | 4 895 000 000.00 | 1 071 000 000.00 | 2 207 000 000.00 |
| 1.6 Belanja Bagi Hasil kepada Provinsi/Kabupaten/Kota <i>Sharing Fund Expenditure to Provincial/District/City and Village</i> | 720 799 882.21 | 785 830 000.00 | 847 150 000.00 |
| 1.7 Belanja Bantuan Keuangan kepada Provinsi/ Kabupaten/ Kota dan Pemerintah Desa <i>Financial Assistance Expenditure to Provincial/ District/City and Village Government</i> | 216 239 465 264.43 | 374 538 931 652.00 | 481 566 377 406.00 |
| 1.8 Belanja Tidak Terduga <i>Unpredicted Expenditure</i> | 724 673 168.00 | 535 428 334.00 | 847 196 500.00 |
| 2. Belanja Langsung <i>Direct Expenditure</i> | 695 484 294 971.00 | 746 942 459 216.00 | 867 481 650 484.63 |
| 2.1 Belanja Pegawai/ <i>Personnel expenditure</i> | 87 681 887 918.00 | 89 325 787 133.00 | 104 551 443 830.23 |
| 2.2 Belanja Barang dan Jasa <i>Goods and Services Expenditure</i> | 275 465 793 170.00 | 281 766 236 010.00 | 350 334 885 426.89 |
| 2.3 Belanja Modal <i>Capital expenditure</i> | 332 336 613 883.00 | 375 850 436 073.00 | 412 595 321 227.51 |
| Jumlah/Total | 1 504 995 457 060.64 | 1 751 871 412 797.00 | 1 992 553 882 638.63 |

Keterangan/Note: ¹ Data APBD

Sumber: BPKD Kabupaten Aceh Timur

Source: Financial Management and Wealth Regional of Aceh Timur Regency Office

Tabel 10.3 Jumlah Dana Gampong dan Alokasi Dana Gampong (ADG) di Kabupaten Aceh Timur (Rupiah) , 2017
Table Number of Village Fund and Village Allocation Funds (ADG) in Aceh Timur Regency (Rupiah), 2017

| Desa Villages | Dana Gampong | Alokasi Dana Gampong (ADG) |
|---------------------------------|--------------------------|----------------------------|
| (1) | (2) | (3) |
| Kecamatan Sebjadi | 13 026 579 100.00 | 2 925 131 800.00 |
| 1 Lokop | 743 573 700.00 | 159 456 700.00 |
| 2 Terujak | 778 553 300.00 | 178 891 600.00 |
| 3 Tualang | 755 411 300.00 | 166 033 800.00 |
| 4 Leles | 743 516 300.00 | 159 424 800.00 |
| 5 Ujung Karang | 742 301 300.00 | 158 749 700.00 |
| 6 Nalon | 774 927 000.00 | 176 876 800.00 |
| 7 Jering | 779 731 500.00 | 179 546 300.00 |
| 8 Loot | 759 843 200.00 | 168 496 100.00 |
| 9 Sekualan | 783 711 900.00 | 181 757 900.00 |
| 10 Sunti | 774 695 700.00 | 176 748 300.00 |
| 11 Umah Taring | 767 972 300.00 | 173 012 700.00 |
| 12 Bunin | 756 106 000.00 | 166 419 700.00 |
| 13 Sembuang | 777 972 800.00 | 178 569 200.00 |
| 14 Seuleumak | 758 235 400.00 | 167 602 800.00 |
| 15 Mesir | 774 599 800.00 | 176 695 000.00 |
| 16 Rampah | 792 153 900.00 | 186 448 200.00 |
| 17 Arul Durin | 763 273 700.00 | 170 402 200.00 |
| Kecamatan Simpang Jernih | 6 129 120 700.00 | 1 375 958 000.00 |
| 1 Simpang Jernih | 763 276 200.00 | 170 403 600.00 |
| 2 Batu Sumbang | 767 982 200.00 | 173 018 200.00 |
| 3 Pante Kera | 765 978 500.00 | 171 905 000.00 |
| 4 Rantau Panjang | 753 499 000.00 | 164 971 200.00 |
| 5 Melidi | 796 639 200.00 | 188 940 300.00 |
| 6 Tampur Paloh | 790 371 200.00 | 185 457 700.00 |
| 7 Tampur Boor | 740 402 900.00 | 157 695 000.00 |
| 8 Hti Rantau Naro | 750 971 500.00 | 163 567 000.00 |

Sumber: Dinas Pemberdayaan Masyarakat dan Gampong Kabupaten Aceh Timur
 Source: Community Empowerment and Village Office of Aceh Timur Regency

Tabel 10.3 Lanjutan
Table Continued

| Desa Villages | Dana Gampong | Alokasi Dana Gampong (ADG) |
|--------------------------------|--------------------------|-----------------------------------|
| (1) | (2) | (3) |
| Kecamatan Peunaron | 3 839 065 400.00 | 864 621 000.00 |
| 1 Arul Pinang | 807 876 500.00 | 195 183 800.00 |
| 2 Peunaron Baru | 773 561 300.00 | 176 117 800.00 |
| 3 Peunaron Lama | 753 492 400.00 | 164 967 600.00 |
| 4 Bukit Tiga | 750 639 300.00 | 163 382 300.00 |
| 5 Sri Mulya | 753 495 900.00 | 164 969 500.00 |
| Kecamatan Birem Bayeun | 20 193 182 300.00 | 4 370 164 800.00 |
| 1 Jambo Labu | 753 454 300.00 | 164 946 400.00 |
| 2 Alue Canang | 747 421 000.00 | 161 594 300.00 |
| 3 Alue Drien | 742 908 700.00 | 159 087 200.00 |
| 4 Buket Tiga | 747 738 200.00 | 161 770 500.00 |
| 5 Benteng | 748 788 500.00 | 162 354 100.00 |
| 6 Afdeling Ii Bukit | 739 386 800.00 | 157 130 400.00 |
| 7 Keumuneng Hulu | 738 155 500.00 | 156 446 300.00 |
| 8 Peutow | 736 601 200.00 | 155 582 800.00 |
| 9 Alue Buloh | 741 524 000.00 | 158 317 800.00 |
| 10 Alue Teh | 765 859 300.00 | 171 838 700.00 |
| 11 Paya Rambong | 734 413 000.00 | 154 367 000.00 |
| 12 Alue Gadeng Sa | 736 555 800.00 | 155 557 500.00 |
| 13 Paya Tampah | 742 408 400.00 | 158 809 200.00 |
| 14 Paya Bili Dua | 750 177 800.00 | 163 126 000.00 |
| 15 Paya Bili Sa | 743 526 400.00 | 159 430 400.00 |
| 16 Paya Peulawi | 746 544 600.00 | 161 107 300.00 |
| 17 Keude Birem | 750 542 000.00 | 163 328 300.00 |
| 18 Bayeun | 756 183 000.00 | 166 462 500.00 |
| 19 Aramiyah | 754 294 300.00 | 165 413 100.00 |
| 20 Blang Tualang | 748 503 900.00 | 162 196 000.00 |
| 21 Buket Seuleumak | 759 284 900.00 | 168 185 000.00 |
| 22 Birem Rayeuk | 781 031 800.00 | 180 268 700.00 |

Sumber: Dinas Pemberdayaan Masyarakat dan Gampong Kabupaten Aceh Timur

Source: Community Empowerment and Village Office of Aceh Timur Regency

Tabel 10.3 Lanjutan
Table Continued

| Desa Villages | Dana Gampong | Alokasi Dana Gampong (ADG) |
|---------------------------------|--------------------------|----------------------------|
| (1) | (2) | (3) |
| 23 Alue Gadeng Gp | 745 711 800.00 | 160 644 600.00 |
| 24 Alue Gadeng li | 736 628 300.00 | 155 597 800.00 |
| 25 Alue Sentang | 765 032 800.00 | 171 379 500.00 |
| 26 Merbou Dua | 735 797 500.00 | 155 136 200.00 |
| 27 Alue Nyamuk | 744 708 500.00 | 160 087 200.00 |
| Kecamatan Rantau Selamat | 10 544 896 200.00 | 2 307 325 000.00 |
| 1 Bayeun | 773 603 700.00 | 176 141 600.00 |
| 2 Rantau Panjang | 811 446 200.00 | 197 167 000.00 |
| 3 Alue Raya | 768 924 200.00 | 173 541 700.00 |
| 4 Alue Kumba | 754 525 400.00 | 165 541 500.00 |
| 5 Seuneubok Dalam | 751 809 200.00 | 164 032 300.00 |
| 6 Alue Seuleumak | 733 621 200.00 | 153 927 000.00 |
| 7 Sarah Kayee | 734 643 200.00 | 154 494 800.00 |
| 8 Damar Siput | 735 329 800.00 | 154 876 300.00 |
| 9 Simpang Peut | 735 540 800.00 | 154 993 500.00 |
| 10 Simpang Aneuh | 744 181 000.00 | 159 794 000.00 |
| 11 Alue Puntj | 752 875 000.00 | 164 624 600.00 |
| 12 Alue Kaul | 752 295 300.00 | 164 302 500.00 |
| 13 Sarah Taube | 746 767 200.00 | 161 231 000.00 |
| 14 Alue Tuwi | 749 334 000.00 | 162 657 200.00 |
| Kecamatan Sungai Raya | 9 864 416 800.00 | 2 182 924 100.00 |
| 1 Alue Rangan | 741 610 200.00 | 158 365 700.00 |
| 2 Geulumpang Payong | 758 801 800.00 | 167 917 500.00 |
| 3 Labuhan Keudee | 818 663 600.00 | 201 177 200.00 |
| 4 Buket Seulamat | 787 607 900.00 | 183 922 400.00 |
| 5 Buket Drien | 762 979 600.00 | 170 238 800.00 |
| 6 Alue Itam | 740 121 000.00 | 157 538 300.00 |
| 7 Paya Keutapang | 737 776 900.00 | 156 235 900.00 |
| 8 Gajah Mentah | 746 564 600.00 | 161 118 500.00 |

Sumber: Dinas Pemberdayaan Masyarakat dan Gampong Kabupaten Aceh Timur

Source: Community Empowerment and Village Office of Aceh Timur Regency

Tabel 10.3 Lanjutan
Table Continued

| Desa Villages | Dana Gampong | Alokasi Dana Gampong (ADG) |
|---------------------------|--------------------------|----------------------------|
| (1) | (2) | (3) |
| 9 Seuneubok Pase | 760 252 500.00 | 168 723 500.00 |
| 10 Seuneubok Aceh | 749 524 500.00 | 162 763 000.00 |
| 11 Krueng Lingka | 782 366 900.00 | 181 010 500.00 |
| 12 Sungai Simpang | 738 028 700.00 | 156 375 800.00 |
| 13 Kuala Parek | 740 118 600.00 | 157 537 000.00 |
| Kecamatan Pereulak | 28 811 325 600.00 | 6 368 008 100.00 |
| 1 Pasir Putih | 793 237 600.00 | 187 050 400.00 |
| 2 Tualang | 747 869 900.00 | 161 843 700.00 |
| 3 Keude Peureulak | 734 122 300.00 | 154 205 400.00 |
| 4 Leuge | 757 811 200.00 | 167 367 100.00 |
| 5 Uteun Dama | 742 734 000.00 | 158 990 100.00 |
| 6 Pundi | 755 607 300.00 | 166 142 600.00 |
| 7 Alue Dua Paya Gajah | 756 002 500.00 | 166 362 300.00 |
| 8 Blang Bitra | 738 965 500.00 | 156 896 400.00 |
| 9 Kuala Bugak | 751 804 300.00 | 164 029 700.00 |
| 10 Paya Lipah | 779 434 700.00 | 179 381 300.00 |
| 11 Seumatang Muda Itam | 763 812 200.00 | 170 701 400.00 |
| 12 Lhok Dalam | 774 702 600.00 | 176 752 100.00 |
| 13 Beusa Meuranoe | 753 129 700.00 | 164 766 100.00 |
| 14 Bangka Rimung | 755 792 600.00 | 166 245 600.00 |
| 15 Tanoh Rata | 751 076 500.00 | 163 625 300.00 |
| 16 Bandrong | 750 582 800.00 | 163 351 000.00 |
| 17 Blang Balok | 797 434 900.00 | 189 382 400.00 |
| 18 Cot Muda Itam | 743 441 000.00 | 159 383 000.00 |
| 19 Keumuneng | 736 159 500.00 | 155 337 300.00 |
| 20 Kuala Leuge | 760 931 200.00 | 169 100 600.00 |
| 21 Balee Buya | 752 111 200.00 | 164 200 200.00 |
| 22 Alue Nibong | 766 050 300.00 | 171 944 800.00 |
| 23 Seuneubok Peusangan | 760 860 400.00 | 169 061 300.00 |
| 24 Seuneubok Aceh | 767 901 000.00 | 172 973 100.00 |

Sumber: Dinas Pemberdayaan Masyarakat dan Gampong Kabupaten Aceh Timur

Source: Community Empowerment and Village Office of Aceh Timur Regency

Tabel 10.3 **Lanjutan**
Table **Continued**

| Desa Villages | Dana Gampong | Alokasi Dana Gampong (ADG) |
|---------------------------------|--------------------------|-----------------------------------|
| (1) | (2) | (3) |
| 25 Seuneubok Pidie | 783 289 900.00 | 181 523 300.00 |
| 26 Dama Tutong | 758 988 200.00 | 168 021 100.00 |
| 27 Matang Gleum | 753 605 000.00 | 165 030 200.00 |
| 28 Lubok Pempeng | 779 309 700.00 | 179 311 900.00 |
| 29 Buket Pala | 766 571 900.00 | 172 234 700.00 |
| 30 Paya Kalui | 738 424 900.00 | 156 596 000.00 |
| 31 Cek Mbon | 768 982 500.00 | 173 574 000.00 |
| 32 Paya Meuligou | 752 440 300.00 | 164 383 000.00 |
| 33 Blang Simpo | 747 317 400.00 | 161 536 700.00 |
| 34 Blang Batee | 764 522 000.00 | 171 095 700.00 |
| 35 Matang Pelawi | 757 151 800.00 | 167 000 800.00 |
| 36 Cot Geulumpang | 748 674 900.00 | 162 291 000.00 |
| 37 Alue Rambong | 756 538 200.00 | 166 659 800.00 |
| 38 Cot Keh | 743 933 700.00 | 159 656 700.00 |
| Kecamatan Pereulak Timur | 14 964 506 800.00 | 3 240 823 200.00 |
| 1 Babah Krueng | 763 555 700.00 | 170 558 800.00 |
| 2 Kruet Lintang | 752 377 500.00 | 164 348 100.00 |
| 3 Jeungki | 765 114 500.00 | 171 424 900.00 |
| 4 Buket Meriam | 734 001 300.00 | 154 138 200.00 |
| 5 Alue Gureb | 743 140 300.00 | 159 215 900.00 |
| 6 Seuneubok Teupin | 752 422 600.00 | 164 373 200.00 |
| 7 Seuneubok Teungoh | 749 818 200.00 | 162 926 200.00 |
| 8 Alue Bugeng | 762 767 500.00 | 170 121 000.00 |
| 9 Seuneubok Pundi | 742 592 900.00 | 158 911 700.00 |
| 10 Seumatang Keude | 758 512 800.00 | 167 756 900.00 |
| 11 Seuneubok Jalan | 742 692 600.00 | 158 967 100.00 |
| 12 Seuneubok Paya | 738 548 600.00 | 156 664 700.00 |
| 13 Alue Tho | 738 258 900.00 | 156 503 700.00 |
| 14 Seuneubok Rawang | 748 108 300.00 | 161 976 100.00 |

Sumber: Dinas Pemberdayaan Masyarakat dan Gampong Kabupaten Aceh Timur

Source: Community Empowerment and Village Office of Aceh Timur Regency

Tabel 10.3 Lanjutan
Table Continued

| Desa Villages | Dana Gampong | Alokasi Dana Gampong (ADG) |
|----------------------------------|--------------------------|-----------------------------------|
| (1) | (2) | (3) |
| 15 Alue Bu Alue Nireh | 736 109 900.00 | 155 309 700.00 |
| 16 Seuneubok Dalam | 744 865 400.00 | 160 174 300.00 |
| 17 Seuneubok Lapang | 762 300 800.00 | 169 861 600.00 |
| 18 Geulanggang Meurak | 742 701 700.00 | 158 972 200.00 |
| 19 Alue Bu Alue Lhok | 738 847 800.00 | 156 831 000.00 |
| 20 Tualang Pateng | 747 769 500.00 | 161 787 900.00 |
| Kecamatan Pereulak Barat | 11 355 904 600.00 | 2 504 249 800.00 |
| 1 Beusa Seberang | 799 013 000.00 | 190 259 200.00 |
| 2 Mon Geudong | 741 006 300.00 | 158 030 200.00 |
| 3 Paya Seungat | 742 919 500.00 | 159 093 200.00 |
| 4 Teumpeun | 763 451 000.00 | 170 500 700.00 |
| 5 Alue Bu Tuha | 752 371 900.00 | 164 345 000.00 |
| 6 Alue Bu Jalan | 761 390 600.00 | 169 355 900.00 |
| 7 Tanjong Tualang | 761 569 600.00 | 169 455 300.00 |
| 8 Beringen | 757 089 000.00 | 166 965 900.00 |
| 9 Kebon Tempeun | 736 522 900.00 | 155 539 200.00 |
| 10 Paya Gajah | 765 179 000.00 | 171 461 300.00 |
| 11 Kabu | 763 516 900.00 | 170 537 300.00 |
| 12 Paya Biek | 752 862 800.00 | 164 617 800.00 |
| 13 Beusa Baroh | 749 904 800.00 | 162 974 300.00 |
| 14 Alue Bu Jalan Baroh | 753 083 300.00 | 164 740 300.00 |
| 15 Alue Bu Tunong | 756 024 000.00 | 166 374 200.00 |
| Kecamatan Ranto Peureulak | 17 297 045 900.00 | 3 775 764 300.00 |
| 1 Paya Unou | 752 381 700.00 | 164 350 500.00 |
| 2 Seuneubok Johan | 741 067 500.00 | 158 064 200.00 |
| 3 Seuneubok Baro | 745 811 500.00 | 160 700 000.00 |
| 4 Pulo Blang | 749 214 000.00 | 162 590 500.00 |
| 5 Blang Barom | 737 116 600.00 | 155 869 000.00 |

Sumber: Dinas Pemberdayaan Masyarakat dan Gampong Kabupaten Aceh Timur

Source: Community Empowerment and Village Office of Aceh Timur Regency

Tabel 10.3 Lanjutan
Table Continued

| Desa Villages | Dana Gampong | Alokasi Dana Gampong (ADG) |
|-----------------------------|--------------------------|----------------------------|
| (1) | (2) | (3) |
| 6 Seuneubok Dalam | 737 754 300.00 | 156 223 400.00 |
| 7 Seuleumak Muda | 748 615 200.00 | 162 257 700.00 |
| 8 Bhom Lama | 744 398 600.00 | 159 915 000.00 |
| 9 Pasi Puteh | 744 060 200.00 | 159 727 000.00 |
| 10 Alue Dua | 742 306 200.00 | 158 752 400.00 |
| 11 Buket Pala | 744 331 700.00 | 159 877 800.00 |
| 12 Mata le | 750 140 500.00 | 163 105 300.00 |
| 13 Alue Udep | 738 033 900.00 | 156 378 800.00 |
| 14 Seumali | 750 971 300.00 | 163 566 800.00 |
| 15 Pundi Payong | 753 990 500.00 | 165 244 400.00 |
| 16 Paya Palas | 770 185 300.00 | 174 242 300.00 |
| 17 Tampak | 753 210 500.00 | 164 811 000.00 |
| 18 Kliet | 758 346 800.00 | 167 664 700.00 |
| 19 Alue Geunteng | 765 312 700.00 | 171 535 000.00 |
| 20 Pertamina | 738 317 300.00 | 156 536 200.00 |
| 21 Alue Batee | 739 250 800.00 | 157 054 900.00 |
| 22 Beurandang | 756 430 900.00 | 166 600 200.00 |
| 23 Seumanah Jaya | 835 797 900.00 | 210 697 200.00 |
| Kecamatan Idi Rayeuk | 26 299 185 900.00 | 5 426 170 700.00 |
| 1 Gampong Jawa | 800 735 500.00 | 191 216 200.00 |
| 2 Keude Blang | 745 049 400.00 | 16 027 600.00 |
| 3 Tanoh Anoe | 820 829 500.00 | 202 380 600.00 |
| 4 Kuala Peudawa Puntong | 788 476 500.00 | 184 405 000.00 |
| 5 Gampong Aceh | 764 113 800.00 | 170 869 000.00 |
| 6 Kuta Blang | 746 426 000.00 | 161 041 400.00 |
| 7 Gampong Tanjong | 759 055 700.00 | 168 058 600.00 |
| 8 Blang Geulumpang | 782 267 900.00 | 18 095 500.00 |
| 9 Meunasah Pu'uk | 745 789 000.00 | 160 687 500.00 |
| 10 Bantayan Timu | 745 458 200.00 | 160 503 700.00 |
| 11 Keutapang Mameh | 765 312 800.00 | 171 535 100.00 |

Sumber: Dinas Pemberdayaan Masyarakat dan Gampong Kabupaten Aceh Timur

Source: Community Empowerment and Village Office of Aceh Timur Regency

Tabel 10.3 Lanjutan
Table Continued

| Desa <i>Villages</i> | Dana Gampong | Alokasi Dana Gampong (ADG) |
|------------------------------|--------------------------|-------------------------------|
| (1) | (2) | (3) |
| 12 Seuneubok Rambong | 780 057 200.00 | 179 727 200.00 |
| 13 Kuala Idi | 743 695 000.00 | 159 524 100.00 |
| 14 Keude Aceh | 739 737 300.00 | 157 325 200.00 |
| 15 Seuneubok Bacee | 740 057 600.00 | 157 503 100.00 |
| 16 Titi Baro | 743 989 600.00 | 159 687 800.00 |
| 17 Tanjong Kapai | 749 917 200.00 | 162 981 100.00 |
| 18 Alue Dua Muka O | 734 979 300.00 | 154 681 600.00 |
| 19 Alue Dua Muka S | 740 309 700.00 | 157 643 200.00 |
| 20 Ulee Blang | 732 784 000.00 | 153 461 900.00 |
| 21 Buket Jok | 739 656 300.00 | 157 280 100.00 |
| 22 Buket Meulinteung | 739 223 400.00 | 157 039 600.00 |
| 23 Gampong Jalan | 761 208 800.00 | 169 254 900.00 |
| 24 Teupin Batee | 748 296 000.00 | 162 080 500.00 |
| 25 Buket Langa | 734 702 500.00 | 154 527 800.00 |
| 26 Buket Pala | 742 301 300.00 | 158 749 700.00 |
| 27 Buket Juara | 741 531 200.00 | 158 321 800.00 |
| 28 Seuneubok Tutong | 738 583 500.00 | 156 684 100.00 |
| 29 Seuneubok Tuha | 736 131 200.00 | 155 321 600.00 |
| 30 Sampoimah | 737 016 600.00 | 155 813 500.00 |
| 31 Dama Pulo | 748 507 300.00 | 162 197 800.00 |
| 32 Gureb Blang | 743 964 600.00 | 159 673 900.00 |
| 33 Gampong Baro | 738 878 800.00 | 156 848 200.00 |
| 34 Seunebokteungoh P Puntong | 738 636 900.00 | 156 713 800.00 |
| 35 Kuta Lawah | 741 506 300.00 | 158 308 000.00 |
| Kecamatan Peudawa | 12 658 315 100.00 | 2 720 521 300.00 |
| 1 Gampong Keude | 754 212 300.00 | 165 367 600.00 |
| 2 Meunasah Krueng | 745 585 500.00 | 160 574 500.00 |
| 3 Kuta Baro | 739 790 300.00 | 157 354 600.00 |
| 4 Alue Batee | 735 393 900.00 | 154 912 000.00 |
| 5 Matang Rayeuk | 738 313 800.00 | 156 534 200.00 |

Sumber: Dinas Pemberdayaan Masyarakat dan Gampong Kabupaten Aceh Timur

Source: Community Empowerment and Village Office of Aceh Timur Regency

Tabel 10.3 Lanjutan
Table Continued

| Desa Villages | Dana Gampong | Alokasi Dana Gampong (ADG) |
|-----------------------------|--------------------------|----------------------------|
| (1) | (2) | (3) |
| 6 Paya Bili Dua | 741 009 700.00 | 158 032 100.00 |
| 7 Alue Ie Itam | 743 266 300.00 | 159 285 900.00 |
| 8 Asan Rampak | 739 370 200.00 | 157 121 100.00 |
| 9 Gampong Kuala | 737 548 000.00 | 156 108 800.00 |
| 10 Paya Dua | 776 828 200.00 | 177 933 100.00 |
| 11 Seuneubok Teungoh | 740 163 400.00 | 157 561 900.00 |
| 12 Buket Kuta | 745 423 300.00 | 160 484 300.00 |
| 13 Sama Dua | 739 197 500.00 | 157 025 200.00 |
| 14 Blang Kuta | 751 766 500.00 | 164 008 700.00 |
| 15 Blang Buket | 739 501 200.00 | 157 193 900.00 |
| 16 Seuneubok Peunteut | 756 589 200.00 | 166 688 200.00 |
| 17 Paya Bili Sa | 734 355 800.00 | 154 335 200.00 |
| Kecamatan Banda Alam | 11 307 261 900.00 | 2 595 043 700.00 |
| 1 Jalan Dua | 746 741 300.00 | 161 216 600.00 |
| 2 Jambo Reuhat | 765 915 500.00 | 171 870 000.00 |
| 3 Seuneubok Benteng | 762 040 000.00 | 169 716 700.00 |
| 4 Seuneubok Pango | 745 889 800.00 | 160 743 500.00 |
| 5 Seuneubok Simpang | 739 706 600.00 | 157 308 100.00 |
| 6 Seuneubok Kandang | 740 254 300.00 | 157 612 400.00 |
| 7 Ulee Jalan | 74 292 800.00 | 159 098 400.00 |
| 8 Uram Jalan | 752 784 700.00 | 164 574 400.00 |
| 9 Seuneubok Bayu | 755 787 400.00 | 166 242 700.00 |
| 10 Blang Rambong | 750 422 500.00 | 163 262 000.00 |
| 11 Buket Drien | 740 987 700.00 | 158 019 900.00 |
| 12 Panton Rayeuk A | 738 333 800.00 | 156 545 400.00 |
| 13 Panton Rayeuk B | 738 338 200.00 | 156 547 700.00 |
| 14 Panton Rayeuk M | 764 140 500.00 | 170 883 700.00 |
| 15 Panton Rayeuk T | 752 960 900.00 | 164 672 300.00 |
| 16 Paya Laman | 738 665 900.00 | 156 729 900.00 |

Sumber: Dinas Pemberdayaan Masyarakat dan Gampong Kabupaten Aceh Timur
Source: Community Empowerment and Village Office of Aceh Timur Regency

Tabel 10.3 Lanjutan
Table Continued

| Desa Villages | Dana Gampong | Alokasi Dana Gampong (ADG) |
|--------------------------------|--------------------------|-----------------------------------|
| (1) | (2) | (3) |
| Kecamatan Idi Tunong | 18 557 435 500.00 | 3 968 689 600.00 |
| 1 Seuneubok Buloh | 740 495 700.00 | 157 746 600.00 |
| 2 Seuneubok Baro | 735 989 700.00 | 155 243 000.00 |
| 3 Seuneubok Meureudu | 745 986 400.00 | 160 797 200.00 |
| 4 Seuneubok Teupin Panah | 737 621 200.00 | 156 149 400.00 |
| 5 Gampong Teupin Panah | 739 450 300.00 | 157 165 700.00 |
| 6 Gampong Keumuneng | 741 657 200.00 | 158 391 800.00 |
| 7 Keude Keumuneng | 738 976 700.00 | 156 902 600.00 |
| 8 Keumuneng Lhok | 739 626 200.00 | 157 263 400.00 |
| 9 Paya Awee | 745 899 600.00 | 160 749 000.00 |
| 10 Paya Gaboh | 739 796 800.00 | 157 358 200.00 |
| 11 Padang Kasah | 742 467 800.00 | 158 842 300.00 |
| 12 Buket Teukuh | 750 503 500.00 | 163 306 900.00 |
| 13 Buket Pu'uk | 737 334 500.00 | 155 990 200.00 |
| 14 Blang Minjei | 736 998 500.00 | 155 803 500.00 |
| 15 Alue Kumbang A | 739 049 200.00 | 156 942 800.00 |
| 16 Alue Kumbang M | 739 095 900.00 | 156 968 800.00 |
| 17 Alue Lhok | 742 370 500.00 | 158 788 200.00 |
| 18 Seuneubok Buya | 756 063 400.00 | 166 396 100.00 |
| 19 Seuneubok Drien | 748 173 500.00 | 162 012 400.00 |
| 20 Bantayan Barat | 745 362 600.00 | 160 450 600.00 |
| 21 Blang Guci | 739 457 300.00 | 157 169 600.00 |
| 22 Buket Rumiya | 737 937 800.00 | 156 325 400.00 |
| 23 Seuneubok Punti | 742 248 300.00 | 158 720 300.00 |
| 24 Seuneubok Jalan | 752 492 200.00 | 164 411 800.00 |
| 25 Seuneubok Dalam | 742 380 700.00 | 158 793 800.00 |
| Kecamatan Darul Ihsan | 11 850 653 800.00 | 2 525 457 100.00 |
| 1 Meudang Ara | 734 332 200.00 | 154 322 000.00 |
| 2 Gunong Putoh | 736 306 200.00 | 155 418 800.00 |
| 3 Meunasah Aroen | 734 810 500.00 | 154 587 800.00 |

Sumber: Dinas Pemberdayaan Masyarakat dan Gampong Kabupaten Aceh Timur

Source: Community Empowerment and Village Office of Aceh Timur Regency

Tabel 10.3 **Lanjutan**
Table **Continued**

| Desa <i>Villages</i> | Dana Gampong | Alokasi Dana Gampong (ADG) |
|----------------------------|-------------------------|----------------------------|
| (1) | (2) | (3) |
| 4 Keude Dua | 738 071 400.00 | 156 399 600.00 |
| 5 Seuneubok Lapang | 742 637 800.00 | 158 936 700.00 |
| 6 Alue Jangat | 745 489 000.00 | 160 520 800.00 |
| 7 Buket Peulawi | 735 775 200.00 | 155 123 800.00 |
| 8 Lhok Panjoe | 738 572 200.00 | 156 677 800.00 |
| 9 Seuneubok Aceh Baro | 733 399 900.00 | 153 804 000.00 |
| 10 Pulo Blang | 752 298 700.00 | 164 304 300.00 |
| 11 Lhok Dalam | 749 159 400.00 | 162 560 200.00 |
| 12 Lhok Leumak | 751 188 400.00 | 163 687 500.00 |
| 13 Seuneubok Kulam | 740 274 800.00 | 157 623 800.00 |
| 14 Panton Meurebo | 736 425 500.00 | 155 485 100.00 |
| 15 Seuneubok Teungoh | 744 682 000.00 | 160 072 500.00 |
| 16 Lhok Meureu | 737 230 600.00 | 155 932 400.00 |
| Kecamatan Idi Timur | 9 641 325 200.00 | 2 058 972 800.00 |
| 1 Keutapang Dua | 743 979 000.00 | 159 681 900.00 |
| 2 Matang Reyeuk Pp | 750 436 800.00 | 163 269 800.00 |
| 3 Meunasah Jeumpa | 735 809 400.00 | 155 142 700.00 |
| 4 Lhok Asahan | 737 672 500.00 | 156 178 000.00 |
| 5 Tualang Dalam | 742 479 500.00 | 158 848 700.00 |
| 6 Seuneubok Kuyun | 745 055 400.00 | 160 279 900.00 |
| 7 Ulee Glee | 734 191 900.00 | 154 244 000.00 |
| 8 Seuneubok Barat | 739 499 400.00 | 157 193 000.00 |
| 9 Seuneubok Teungoh | 739 364 600.00 | 157 118 100.00 |
| 10 Seuneubok Timur | 736 623 100.00 | 155 594 900.00 |
| 11 Matang Bungong | 751 935 100.00 | 164 102 400.00 |
| 12 Matang Rayeuk (Smk) | 747 786 300.00 | 161 797 300.00 |
| 13 Seuneubok Dalam | 736 492 200.00 | 155 522 100.00 |

Sumber: Dinas Pemberdayaan Masyarakat dan Gampong Kabupaten Aceh Timur
Source: Community Empowerment and Village Office of Aceh Timur Regency

Tabel 10.3 Lanjutan
Table Continued

| Desa Villages | Dana Gampong | Alokasi Dana Gampong (ADG) |
|--------------------------------|--------------------------|-----------------------------------|
| (1) | (2) | (3) |
| Kecamatan Darul Aman | 33 380 392 600.00 | 6 984 686 300.00 |
| 1 Alue Luddin Sa | 735 002 500.00 | 154 694 400.00 |
| 2 Alue Luddin Dua | 733 874 200.00 | 154 067 500.00 |
| 3 Alue Dalam | 742 097 300.00 | 158 636 300.00 |
| 4 Dama Pulo Sa | 734 895 600.00 | 154 635 000.00 |
| 5 Dama Pulo Dua | 741 034 800.00 | 158 046 000.00 |
| 6 Buket Kulam | 740 446 400.00 | 157 719 100.00 |
| 7 Seuneubok Teungoh | 734 766 300.00 | 154 563 200.00 |
| 8 Jungka Gajah | 737 279 900.00 | 155 959 800.00 |
| 9 Seuneubok Simpang | 748 311 700.00 | 162 089 100.00 |
| 10 Matang Pineung | 744 365 600.00 | 159 896 600.00 |
| 11 Lhok Geulumpang | 743 154 500.00 | 159 223 800.00 |
| 12 Blang Buket | 746 957 400.00 | 161 336 700.00 |
| 13 Meunasah Keutapang | 748 909 200.00 | 16 242 100.00 |
| 14 Buket Rumia | 738 843 200.00 | 156 828 300.00 |
| 15 Alue Gadeng | 743 143 600.00 | 159 217 700.00 |
| 16 Kapai Baro | 747 501 200.00 | 161 638 800.00 |
| 17 Seuneubok Tuha Sa | 743 274 000.00 | 159 290 200.00 |
| 18 Seuneubok Tuha Dua | 744 739 400.00 | 160 104 400.00 |
| 19 Seuneubok Buloh | 741 943 400.00 | 158 550 800.00 |
| 20 Gaseh Sayang | 752 107 300.00 | 164 198 000.00 |
| 21 Alue Lhok | 755 686 500.00 | 166 186 600.00 |
| 22 Trieng Gadeng | 738 152 000.00 | 156 444 300.00 |
| 23 Grong-Grong | 737 400 500.00 | 156 026 800.00 |
| 24 Matang Geutou | 732 510 200.00 | 153 309 700.00 |
| 25 Alue Merbo | 753 625 000.00 | 165 041 200.00 |
| 26 Buket Raya | 740 277 000.00 | 157 625 000.00 |
| 27 Gampong Keude | 751 292 200.00 | 163 745 000.00 |
| 28 Peukan Idi Cut | 730 090 600.00 | 151 965 300.00 |
| 29 Gampong Beunot | 740 401 600.00 | 157 694 300.00 |

Sumber: Dinas Pemberdayaan Masyarakat dan Gampong Kabupaten Aceh Timur

Source: Community Empowerment and Village Office of Aceh Timur Regency

Tabel 10.3 Lanjutan
Table Continued

| Desa Villages | Dana Gampong | Alokasi Dana Gampong (ADG) |
|--------------------------------|--------------------------|-----------------------------------|
| (1) | (2) | (3) |
| 30 Seuneubok Baroh | 765 725 800.00 | 171 764 500.00 |
| 31 Teupin Drum | 736 047 900.00 | 155 275 300.00 |
| 32 Kuala Idi Cut | 735 327 900.00 | 154 875 200.00 |
| 33 Seuneubok Aceh | 743 129 300.00 | 159 209 700.00 |
| 34 Gampong Baro | 734 112 500.00 | 154 199 900.00 |
| 35 Bagok Panah Sa | 750 242 600.00 | 163 162 000.00 |
| 36 Bagok Panah Dua | 735 814 500.00 | 155 145 600.00 |
| 37 Bagok Panah Lhee | 736 029 800.00 | 155 265 200.00 |
| 38 Bagok Panah Peut | 741 377 500.00 | 158 236 400.00 |
| 39 Buket Tualang | 738 297 400.00 | 156 525 100.00 |
| 40 Keumuneng Sa | 740 832 500.00 | 157 933 600.00 |
| 41 Keumuneng Dua | 737 167 200.00 | 155 897 200.00 |
| 42 Keumuneng Lhee | 741 872 000.00 | 158 511 200.00 |
| 43 Keumuneng Peut | 741 142 500.00 | 158 105 900.00 |
| 44 Keumuneng Limong | 733 808 900.00 | 154 031 300.00 |
| 45 Meunasah Blang | 747 381 200.00 | 161 572 200.00 |
| Kecamatan Nurussalam | 23 005 385 100.00 | 4 917 933 100.00 |
| 1 Keude Bagok Sa | 733 078 400.00 | 153 625 400.00 |
| 2 Gampong Keude Bagok Dua | 741 215 700.00 | 158 146 500.00 |
| 3 Asan Tanjong | 733 589 800.00 | 153 909 600.00 |
| 4 Bantayan | 745 911 500.00 | 160 755 600.00 |
| 5 Matang Seuleumak | 741 044 000.00 | 158 051 200.00 |
| 6 Teupin Pukat | 750 432 800.00 | 163 267 700.00 |
| 7 Matang Neuheun | 764 001 700.00 | 170 806 700.00 |
| 8 Kuala Bagok | 735 045 700.00 | 154 718 500.00 |
| 9 Meunasah Teungoh | 741 459 400.00 | 158 282 000.00 |
| 10 Medang Ara | 740 801 200.00 | 157 916 200.00 |
| 11 Peulawi | 737 644 700.00 | 156 162 500.00 |
| 12 Baroh Bugeng | 738 651 900.00 | 156 722 100.00 |

Sumber: Dinas Pemberdayaan Masyarakat dan Gampong Kabupaten Aceh Timur
Source: Community Empowerment and Village Office of Aceh Timur Regency

Tabel 10.3 Lanjutan
Table *Continued*

| Desa <i>Villages</i> | Dana Gampong | Alokasi Dana Gampong (ADG) |
|------------------------------|-------------------------|----------------------------|
| (1) | (2) | (3) |
| 13 Seumatang Aron | 739 169 000.00 | 157 009 400.00 |
| 14 Blang Panjou | 732 882 200.00 | 153 516 400.00 |
| 15 Pulo U | 743 047 800.00 | 159 164 500.00 |
| 16 Cot Asan | 739 580 200.00 | 157 237 800.00 |
| 17 Paya Enjee | 735 956 300.00 | 155 224 400.00 |
| 18 Seuleumak Muda | 738 587 100.00 | 156 686 100.00 |
| 19 Matang Panyang | 742 348 500.00 | 158 776 000.00 |
| 20 Meunasah Hagu | 735 829 900.00 | 155 154 200.00 |
| 21 Matang Kunyet | 741 584 400.00 | 158 351 400.00 |
| 22 Buket Panjou | 749 280 500.00 | 162 627 400.00 |
| 23 Buket Meurak | 740 187 200.00 | 157 575 100.00 |
| 24 Buket Panyang | 737 210 800.00 | 155 921 500.00 |
| 25 Seuneubok Dalam | 737 812 900.00 | 156 256 000.00 |
| 26 Gampong Mesjid | 766 142 600.00 | 171 996 100.00 |
| 27 Alue Siwah Serdang | 744 080 800.00 | 159 738 500.00 |
| 28 Gampong Lhee | 755 165 000.00 | 165 896 900.00 |
| 29 Beurandang | 737 850 500.00 | 156 276 800.00 |
| 30 Gampong Jalan | 745 849 700.00 | 160 721 200.00 |
| 31 Seuneubok Rambong | 739 942 900.00 | 157 439 400.00 |
| Kecamatan Darul Falah | 8 112 410 600.00 | 1 716 853 100.00 |
| 1 Tunong Bugeng | 743 759 900.00 | 159 560 100.00 |
| 2 Cempeudak | 738 232 300.00 | 156 489 000.00 |
| 3 Buket Tufah | 734 436 700.00 | 154 380 100.00 |
| 4 Tunong Ulee Gajah | 734 916 500.00 | 154 646 600.00 |
| 5 Keudondong | 733 769 200.00 | 154 009 200.00 |
| 6 Seuneubok Pantan | 738 544 700.00 | 156 662 600.00 |
| 7 Buket Teumpeun | 737 557 200.00 | 156 113 800.00 |
| 8 Keude Blang | 737 707 400.00 | 156 197 300.00 |
| 9 Paya Kruep | 746 153 200.00 | 160 889 800.00 |
| 10 Tunong Paya Kruep | 734 118 900.00 | 154 203 500.00 |
| 11 Alue Siwah | 733 214 600.00 | 153 701 100.00 |

Sumber: Dinas Pemberdayaan Masyarakat dan Gampong Kabupaten Aceh Timur

Source: *Community Empowerment and Village Office of Aceh Timur Regency*

Tabel 10.3 **Lanjutan**
Table **Continued**

| Desa Villages | Dana Gampong | Alokasi Dana Gampong (ADG) |
|--------------------------------|--------------------------|-----------------------------------|
| (1) | (2) | (3) |
| Kecamatan Julok | 26 851 722 700.00 | 5 905 085 800.00 |
| 1 Blang Keumahang | 734 424 900.00 | 154 373 500.00 |
| 2 Blang Jambee | 743 994 700.00 | 159 690 600.00 |
| 3 Keumuneng | 737 971 500.00 | 156 344 000.00 |
| 4 Ladang Baro | 739 423 900.00 | 157 151 000.00 |
| 5 Buket Panyang | 746 190 300.00 | 160 910 500.00 |
| 6 Seuneubok Rambong | 735 788 800.00 | 155 131 300.00 |
| 7 Seuneubok Baro | 740 569 800.00 | 157 787 700.00 |
| 8 Blang Mideun | 741 119 400.00 | 158 093 000.00 |
| 9 Paya Bakong | 740 411 500.00 | 157 699 700.00 |
| 10 Teupin Raya | 742 028 000.00 | 158 597 900.00 |
| 11 Lhok Rambong | 737 230 300.00 | 155 932 200.00 |
| 12 Julok Tunong | 757 127 200.00 | 166 987 100.00 |
| 13 Ulee Ateung | 746 780 400.00 | 161 238 300.00 |
| 14 Ulee Blang | 739 581 200.00 | 157 238 400.00 |
| 15 Labuhan | 750 093 800.00 | 163 079 300.00 |
| 16 Naleung | 753 757 200.00 | 165 114 700.00 |
| 17 Mane Rampak | 746 703 300.00 | 161 195 500.00 |
| 18 Matang | 736 929 500.00 | 155 765 100.00 |
| 19 Blang Uyok | 748 268 900.00 | 162 065 400.00 |
| 20 Blang Pauh Sa | 74 427 000.00 | 159 843 500.00 |
| 21 Blang Pauh Dua | 743 699 600.00 | 159 526 600.00 |
| 22 Ulee Tanoh | 731 766 700.00 | 152 896 600.00 |
| 23 Keude Kuta Binjei | 729 041 500.00 | 151 382 600.00 |
| 24 Buket Seuraja | 746 676 800.00 | 161 180 800.00 |
| 25 Kuala Geulumpang | 750 991 300.00 | 163 578 000.00 |
| 26 Gampong Baro | 742 015 700.00 | 158 591 000.00 |
| 27 Tumpok Teungoh | 737 741 300.00 | 156 216 200.00 |
| 28 Seumatang | 743 708 400.00 | 159 531 500.00 |

Sumber: Dinas Pemberdayaan Masyarakat dan Gampong Kabupaten Aceh Timur
Source: Community Empowerment and Village Office of Aceh Timur Regency

Tabel 10.3 Lanjutan
Table Continued

| Desa Villages | Dana Gampong | Alokasi Dana Gampong (ADG) |
|-------------------------------|--------------------------|----------------------------|
| (1) | (2) | (3) |
| 29 Ujong Tunong | 743 089 200.00 | 159 187 500.00 |
| 30 Bukit Dindeng | 752 785 400.00 | 164 574 700.00 |
| 31 Paya Pasi | 743 470 000.00 | 159 399 100.00 |
| 32 Alue Cek Doi | 744 232 500.00 | 159 822 700.00 |
| 33 Blang Gleum | 760 840 700.00 | 169 050 400.00 |
| 34 Tanjong Tok Blang | 743 923 800.00 | 159 651 200.00 |
| 35 Buket Makmu | 744 829 000.00 | 160 154 200.00 |
| 36 Lhok Seuntang | 755 506 200.00 | 166 086 500.00 |
| 37 Simpang Lhee | 744 583 000.00 | 160 017 500.00 |
| Kecamatan Indra Makmur | 9 846 208 800.00 | 2 172 807 700.00 |
| 1 Seuneubok Bayu | 747 428 500.00 | 161 598 500.00 |
| 2 Alue le Itam | 738 300 200.00 | 156 526 700.00 |
| 3 Blang Nisan | 764 064 200.00 | 170 841 300.00 |
| 4 Bandar Baro | 756 900 500.00 | 166 861 100.00 |
| 5 Alue Patong | 752 851 500.00 | 164 611 500.00 |
| 6 Alue le Mirah | 751 714 500.00 | 163 979 800.00 |
| 7 Suka Makmur | 739 352 600.00 | 157 111 400.00 |
| 8 Jambo Balee | 754 591 700.00 | 165 578 400.00 |
| 9 Jambo Lubok | 794 595 500.00 | 187 804 800.00 |
| 10 Seuneubok Cina | 747 024 200.00 | 161 373 800.00 |
| 11 Pelita Sagop Jaya | 756 785 600.00 | 166 797 300.00 |
| 12 Perkebunan Julok Rayeuk | 773 650 600.00 | 176 167 700.00 |
| 13 Perkebunan Julok Rayeuk | 768 949 200.00 | 173 555 400.00 |
| Kecamatan Pante Bidari | 18 847 086 000.00 | 4 129 621 600.00 |
| 1 Blang Seunong | 757 042 200.00 | 166 939 800.00 |
| 2 Suka Damai | 751 296 900.00 | 163 747 800.00 |
| 3 Pante Labu | 772 442 300.00 | 175 496 300.00 |
| 4 Pante Rambong | 783 776 000.00 | 181 793 400.00 |
| 5 Alue le Mirah | 768 244 500.00 | 173 164 000.00 |

Sumber: Dinas Pemberdayaan Masyarakat dan Gampong Kabupaten Aceh Timur

Source: Community Empowerment and Village Office of Aceh Timur Regency

LOCAL FINANCE

Tabel 10.3 **Lanjutan**
Table **Continued**

| Desa Villages | Dana Gampong | Alokasi Dana Gampong (ADG) |
|--------------------------------|--------------------------|-----------------------------------|
| (1) | (2) | (3) |
| 6 Seuneubok Tuha | 742 755 200.00 | 159 001 900.00 |
| 7 Seuneubok Saboh | 747 789 400.00 | 161 798 900.00 |
| 8 Buket Kareung | 751 524 200.00 | 163 874 000.00 |
| 9 Buket Bata | 765 742 400.00 | 171 774 000.00 |
| 10 Meunasah Tunong | 747 395 200.00 | 161 580 000.00 |
| 11 Meunasah Teungoh | 760 332 800.00 | 168 768 200.00 |
| 12 Keude Baro | 730 524 500.00 | 152 206 500.00 |
| 13 Matang Perlak | 743 651 800.00 | 159 500 100.00 |
| 14 Grong-Grong | 742 149 200.00 | 158 665 200.00 |
| 15 Matang Kruet | 750 103 200.00 | 163 084 500.00 |
| 16 Meunasah Leubok | 758 882 000.00 | 167 962 100.00 |
| 17 Pante Panah | 742 129 200.00 | 158 654 100.00 |
| 18 Paya Demam Sa | 776 645 900.00 | 177 831 800.00 |
| 19 Paya Demam Dua | 734 276 600.00 | 154 291 200.00 |
| 20 Paya Demam Lhee | 738 724 200.00 | 156 762 200.00 |
| 21 Matang Pudeng | 754 705 800.00 | 165 641 800.00 |
| 22 Putoh Sa | 754 812 300.00 | 165 700 900.00 |
| 23 Putoh Dua | 743 177 000.00 | 159 236 300.00 |
| 24 Sah Raja | 772 781 300.00 | 175 684 700.00 |
| 25 Sijudo | 756 181 900.00 | 166 461 900.00 |
| Kecamatan Simpang Ulim | 17 251 356 300.00 | 3 750 378 700.00 |
| 1 Peulalu | 772 324 200.00 | 175 430 600.00 |
| 2 Nicah Awe | 749 493 000.00 | 162 745 500.00 |
| 3 Alue Buloh Sa | 774 222 500.00 | 176 485 400.00 |
| 4 Alue Buloh Dua | 743 878 500.00 | 159 626 000.00 |
| 5 Teupin Breuh | 750 280 200.00 | 163 182 900.00 |
| 6 Matang Rayeuk | 745 965 600.00 | 160 785 700.00 |
| 7 Matang Kumbang | 748 153 200.00 | 162 001 000.00 |
| 8 Blang Nie | 753 304 200.00 | 164 863 000.00 |

Sumber: Dinas Pemberdayaan Masyarakat dan Gampong Kabupaten Aceh Timur
Source: Community Empowerment and Village Office of Aceh Timur Regency

Tabel 10.3 Lanjutan
Table Continued

| Desa Villages | Dana Gampong | Alokasi Dana Gampong (ADG) |
|------------------------|-------------------------|----------------------------|
| (1) | (2) | (3) |
| 9 Bantayan | 773 743 300.00 | 176 219 200.00 |
| 10 Matang Weng | 742 648 400.00 | 158 942 600.00 |
| 11 Alue Mulieng | 740 090 400.00 | 157 521 300.00 |
| 12 Pucok Alue li | 751 340 700.00 | 163 772 000.00 |
| 13 Gampong Blang | 749 460 700.00 | 162 727 600.00 |
| 14 Keude Tuha | 747 015 200.00 | 161 368 800.00 |
| 15 Kuala Simpang Ulim | 751 954 300.00 | 164 113 000.00 |
| 16 Lampoh Rayeuk | 746 592 000.00 | 161 133 700.00 |
| 17 Teupin Mamplam | 755 721 500.00 | 166 206 100.00 |
| 18 Titi Bareuh | 746 749 300.00 | 161 221 000.00 |
| 19 Pucok Alue Sa | 743 048 200.00 | 159 164 700.00 |
| 20 Pucok Alue Barat | 736 057 700.00 | 155 280 700.00 |
| 21 Arakundo | 741 799 000.00 | 158 470 700.00 |
| 22 Gampong Baro | 742 965 000.00 | 159 118 500.00 |
| 23 Matang Seupeng | 744 549 200.00 | 159 998 700.00 |
| Kecamatan Madat | 9 787 153 900.00 | 2 139 996 300.00 |
| 1 Madat | 748 518 700.00 | 162 204 200.00 |
| 2 Matang Kupula Sa | 746 027 400.00 | 160 820 000.00 |
| 3 Matang Kupula Dua | 748 871 200.00 | 162 400 000.00 |
| 4 Matang Keupula Lhee | 748 761 900.00 | 162 339 300.00 |
| 5 Ulee Ateung | 757 239 400.00 | 167 049 400.00 |
| 6 Blang Ubit | 737 831 300.00 | 156 266 200.00 |
| 7 Matang Guru | 747 700 200.00 | 161 749 400.00 |
| 8 Pantee Bayam | 768 188 500.00 | 173 132 800.00 |
| 9 Meunasah Asan | 783 182 700.00 | 181 463 700.00 |
| 10 Meunasah Tingkeum | 747 613 800.00 | 161 701 400.00 |
| 11 Lueng Dua | 744 280 500.00 | 159 849 400.00 |
| 12 Lueng Peut | 751 018 600.00 | 163 593 100.00 |
| 13 Paya Demam Peut | 757 919 700.00 | 167 427 400.00 |

Sumber: Dinas Pemberdayaan Masyarakat dan Gampong Kabupaten Aceh Timur

Source: Community Empowerment and Village Office of Aceh Timur Regency

Tabel 10.3 **Lanjutan**
Table **Continued**

| Desa Villages | Dana Gampong | Alokasi Dana Gampong (ADG) |
|--------------------------------|---------------------|-----------------------------------|
| (1) | (2) | (3) |
| 14 Abeuk Geulanteu | 755 568 900.00 | 166 121 300.00 |
| 15 Rambong Lop | 740 440 700.00 | 157 716 000.00 |
| 16 Tanjong Ara | 749 141 600.00 | 162 550 300.00 |
| 17 Matang Jrok | 737 500 700.00 | 156 082 400.00 |
| 18 Paya Naden | 767 497 400.00 | 172 748 900.00 |
| 19 Tanjong Minjey | 761 867 800.00 | 169 621 000.00 |
| 20 Pante Merbo | 765 568 500.00 | 171 677 200.00 |
| 21 Blang Awe | 751 703 500.00 | 163 973 700.00 |
| 22 Bintah | 772 553 800.00 | 175 558 300.00 |
| 23 Seuneubok Pidie | 774 069 000.00 | 176 400 100.00 |
| 24 Blang Andam | 755 523 400.00 | 166 096 000.00 |
| 25 Matang Nibong | 743 107 000.00 | 159 197 400.00 |
| 26 Lueng Sa | 792 003 800.00 | 186 364 800.00 |

Sumber: Dinas Pemberdayaan Masyarakat dan Gampong Kabupaten Aceh Timur
Source: Community Empowerment and Village Office of Aceh Timur Regency

Tabel 10.4 Jumlah Dana Anggaran Pendapatan Belanja Gampong di Kabupaten Aceh Timur (Rupiah), 2015-2018
Table Amount of Village Budget Revenue Budget in Aceh Timur Regency (Rupiah), 2015-2018

| Tahun Year | Dana Gampong | Alokasi Dana Gampong | Pajak Daerah | Retribusi Daerah |
|---------------|-----------------|-------------------------|--------------|------------------|
| (1) | (2) | (3) | (4) | (5) |
| 2015 | 134 684 927 000 | 81 712 187 507 | 529 400 000 | 191 400 002 |
| 2016 | 302 065 821 000 | 85 938 556 500 | 663 950 000 | 121 900 000 |
| 2017 | 384 626 960 000 | 83 564 584 100 | 703 950 000 | 143 200 000 |
| 2018 | 345 119 425 000 | 85 291 954 736 | 839 700 000 | 161 700 000 |

Sumber: Dinas Pemberdayaan Masyarakat dan Gampong Kabupaten Aceh Timur

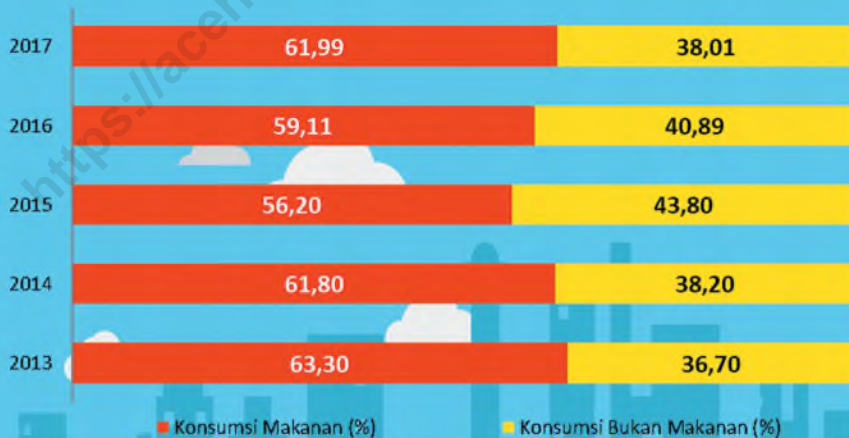
Source: Community Empowerment and Village Office of Aceh Timur Regency

Tahun 2017

41,64 % PENDUDUK
KABUPATEN ACEH TIMUR BERADA
PADA GOLONGAN PENGELUARAN
Rp 500.000- Rp. 749.999



**Persentase Pengeluaran Makanan dan Bukan Makanan
Kabupaten Aceh Timur, 2013-2017**



PENGELUARAN PENDUDUK DAN KONSUMSI MAKANAN

PENJELASAN TEKNIS

1. **Pengeluaran rata-rata per kapita** adalah biaya yang dikeluarkan untuk konsumsi semua anggota rumah tangga selama sebulan baik yang berasal dari pembelian, pemberian maupun produksi sendiri dibagi dengan banyaknya anggota rumah tangga dalam rumah tangga tersebut.

TECHNICAL NOTES

1. **Per capita Average Expenditure** is the cost spent for all household members consumption during the month, whether from purchasing, giving or own production, divided by the number of household members in the household.

<https://acehtimurkab.bps.go.id>

POPULATION EXPENDITURE AND FOOD CONSUMPTION

ULASAN

Pengeluaran rata-rata per kapita adalah biaya yang dikeluarkan untuk konsumsi semua anggota rumah tangga selama sebulan baik yang berasal dari pembelian, pemberian maupun produksi sendiri dibagi dengan banyaknya anggota rumah tangga dalam rumah tangga tersebut.

Penduduk Kabupaten Aceh Timur mayoritas berada pada golongan pengeluaran per kapita per bulan antara Rp. 500.000,00 –Rp. 749.999,00 dengan 41,63 persen dari populasi dan Rp.300.000,00 – Rp.499.999,00 dengan 22,33 persen dari populasi.

Secara rata-rata, setiap penduduk kabupaten Aceh Timur lebih banyak mengeluarkan konsumsi untuk makanan dibandingkan konsumsi bukan makanan. Total pengeluaran per kapita per bulan untuk kelompok makanan sebesar Rp.464.883,00 dan total pengeluaran per kapita per bulan untuk kelompok bukan makanan hanya sebesar Rp.285.00,00

DESCRIPTION

Per capita Average Expenditure is the cost spent for all household members consumption during the month, whether from purchasing, giving or own production, divided by the number of household members in the household.

Population of Aceh Timur Regency majority place on grade of expenditure per capita per month between Rp.500.000,00 – Rp.749.999,00 with 41,63 percent of population and Rp.300.000,00 – Rp.499.999,00 with 22,33 percent of population.

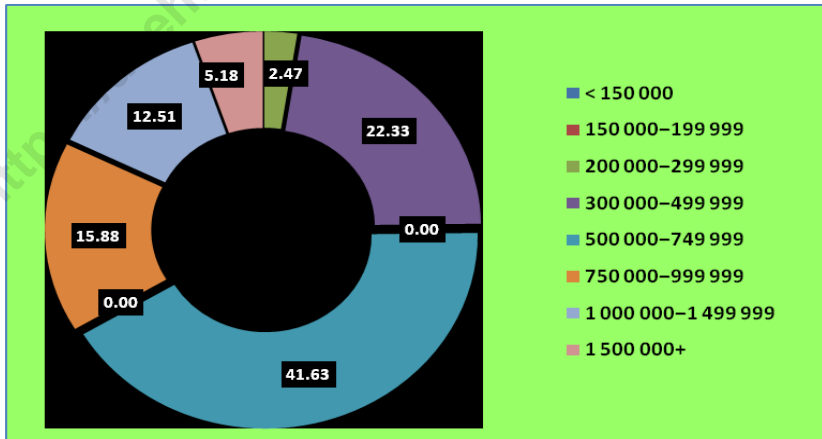
Averagely, each people of Aceh Timur Regency is spend more for food consumption than spend for non food consumption. Total expenditure per capita per month for food group is Rp. 464.883,00 dan total expenditure per capita per month for non food group only Rp. 285.00,00

PENGELUARAN PENDUDUK DAN KONSUMSI MAKANAN

Untuk konsumsi makanan, persentase terbesar adalah untuk konsumsi kelompok makanan dan minuman jadi yakni sebesar 29,22 persen dari total pengeluaran untuk makanan per kapita per bulan. Untuk konsumsi bukan makanan, persentase terbesar adalah untuk konsumsi kelompok perumahan dan fasilitas rumah tangga yakni sebesar 43,20 persen dari total pengeluaran bukan makanan per kapita per bulan.

For food consumption, the biggest percentage is for prepared food and beverages groups which was 29,22 percent of total expenditure food group per capita per month. For non food consumption, the biggest percentage is for housing and household facility which was 43,20 percent of total expenditure non food group per capita per month.

Gambar 11 **Persentase Penduduk Menurut Golongan Pengeluaran Per Kapita Sebulan di Kabupaten Aceh Timur, 2017**
Figures **Percentage of Population by Expenditure Per Capita Per Month Class in Aceh Timur Regency, 2017**



**11. PENGELUARAN PENDUDUK DAN KONSUMSI MAKANAN/
POPULATION EXPENDITURE AND FOOD COMSUMPTION**

Tabel 11.1 Persentase Penduduk Menurut Golongan Pengeluaran Per Kapita Sebulan di Kabupaten Aceh Timur, 2017
Table 11.1 Percentage of Population by Expenditure Per Capita Per Month Class in Aceh Timur Regency, 2017

| Golongan Pengeluaran Expenditure Class (rupiah) | Persentase Penduduk Percentage of Population | | |
|---|---|---------------------|-----------------|
| | Laki-Laki Male | Perempuan Female | Jumlah Total |
| (1) | (2) | | |
| < 150 000 | 0.00 | 0.00 | 0.00 |
| 150 000–199 999 | 0.00 | 0.00 | 0.00 |
| 200 000–299 999 | 2.08 | 2.87 | 2.47 |
| 300 000–499 999 | 21.73 | 22.93 | 22.33 |
| 500 000–749 999 | 42.22 | 41.04 | 41.63 |
| 750 000–999 999 | 16.11 | 15.64 | 15.88 |
| 1 000 000–1 499 999 | 13.03 | 11.98 | 12.51 |
| 1 500 000+ | 4.83 | 5.54 | 5.18 |
| Jumlah/Total | 100.00 | 100.00 | 100.00 |

Sumber: Survei Sosial Ekonomi Nasional, Maret

Source: March National Socio Economic Survey

PENGELUARAN PENDUDUK DAN KONSUMSI MAKANAN

Tabel 11.2 Rata-rata Pengeluaran dan Persentase Rata-rata Pengeluaran Per Kapita Sebulan Menurut Kelompok Makanan di Kabupaten Aceh Timur, 2017
Table 11.2 *Average Expenditure and Percentage of Average Expenditure Per Capita Per Month by Food Group in Aceh Timur Regency, 2017*

| Kelompok Makanan <i>Food Group</i> | Rata-rata Pengeluaran <i>Average Expenditure</i> (rupiah) | Persentase Rata-rata Pengeluaran <i>Percentage of Average</i> <i>Expenditure</i> |
|--|---|---|
| (1) | (2) | (3) |
| Padi-padian/ <i>Cereals</i> | 71 966 | 15.48 |
| Umbi-umbian/ <i>Tubers</i> | 2 058 | 0.44 |
| Ikan/Udang/Cumi/Kerang <i>Fish/Prawn/Squid/Clam</i> | 58 372 | 12.56 |
| Daging/ <i>Meat</i> | 6 408 | 1.38 |
| Telur dan susu/ <i>Eggs and milk</i> | 19 424 | 4.18 |
| Sayur-sayuran/ <i>Vegetables</i> | 30 715 | 6.61 |
| Kacang-kacangan/ <i>Legumes</i> | 5 367 | 1.15 |
| Buah-buahan/ <i>Fruits</i> | 13 751 | 2.96 |
| Minyak dan Kelapa/ <i>Oil and Coconut</i> | 14 122 | 3.04 |
| Bahan minuman/ <i>Beverage stuffs</i> | 16 696 | 3.59 |
| Bumbu-bumbuan/ <i>Spices</i> | 7 874 | 1.69 |
| Konsumsi lainnya/ <i>Miscellaneous food items</i> | 5 764 | 1.24 |
| Makanan dan minuman jadi <i>Prepared food and beverages</i> | 135 832 | 29.22 |
| Rokok/ <i>Cigarette</i> | 76 534 | 16.46 |
| Jumlah/Total | 464 883 | 100.00 |

Sumber: Survei Sosial Ekonomi Nasional, Maret

Source: *March National Socio Economic Survey*

POPULATION EXPENDITURE AND FOOD CONSUMPTION

Tabel 11.3 Rata-rata Pengeluaran dan Persentase Rata-rata Pengeluaran Per Kapita Sebulan Menurut Kelompok Bukan Makanan di Kabupaten Aceh Timur, 2017
Table 11.3 *Average Expenditure and Percentage of Average Expenditure Per Capita Per Month by Non-Food Group in Aceh Timur Regency, 2017*

| Kelompok Bukan Makanan Non-Food Group | Rata-rata Pengeluaran Average Expenditure (rupiah) | Persentase Rata-rata Pengeluaran Percentage of Average Expenditure |
|--|--|---|
| (1) | (2) | (3) |
| Perumahan dan fasilitas rumah tangga/Housing and household facility | 123 107 | 43.20 |
| Aneka barang dan jasa/Goods and services | 72 067 | 25.29 |
| Pakaian, alas kaki, dan tutup kepala Clothing, footwear, and headgear | 35 984 | 12.63 |
| Barang yang tahan lama/Durable goods | 26 183 | 9.19 |
| Pajak, pungutan, dan asuransi Taxes and insurances | 23 785 | 8.35 |
| Keperluan pesta dan upacara Parties and ceremonies | 3 875 | 1.36 |
| Jumlah/Total | 285 001 | 100.00 |

Sumber: Survei Sosial Ekonomi Nasional, Maret

Source: March National Socio Economic Survey

PENGELUARAN PENDUDUK DAN KONSUMSI MAKANAN

Tabel 11.4 Rata-rata Pengeluaran Menurut Kelompok Makanan dan Bukan Makanan di Kabupaten Aceh Timur, 2015-2017
Average Expenditure by Food Group and Non-Food Group in Aceh Timur Reaency, 2015-2017

| Kelompok Makanan <i>Food Group</i> | 2015 | 2016 | 2017 |
|---|----------------|----------------|----------------|
| (1) | (2) | (3) | (4) |
| Kelompok Makanan/ Food Group | | | |
| Padi-padian/ <i>Cereals</i> | 75 229 | 70 013 | 71 966 |
| Umbi-umbian/ <i>Tubers</i> | 2 226 | 1 777 | 2 058 |
| Ikan/ Udang/ Cumi/ Kerang <i>Fish/ Prawn/ Squid/ Clam</i> | 53 306 | 45 176 | 58 372 |
| Daging/ <i>Meat</i> | 7 142 | 3 617 | 6 408 |
| Telur dan susu/ <i>Eggs and milk</i> | 18 059 | 12 894 | 19 424 |
| Sayur-sayuran/ <i>Vegetables</i> | 24 902 | 25 023 | 30 715 |
| Kacang-kacangan/ <i>Legumes</i> | 3 869 | 3 214 | 5 367 |
| Buah-buahan/ <i>Fruits</i> | 13 279 | 11 479 | 13 751 |
| Minyak dan Kelapa/ <i>Oil and Coconut</i> | 13 666 | 12 487 | 14 122 |
| Bahan minuman/ <i>Beverage stuffs</i> | 16 049 | 13 818 | 16 696 |
| Bumbu-bumbuan/ <i>Spices</i> | 8 649 | 9 155 | 7 874 |
| Konsumsi lainnya/ <i>Miscellaneous food items</i> | 5 070 | 3 370 | 5 764 |
| Makanan dan minuman jadi <i>Prepared food and beverages</i> | 92 476 | 99 968 | 135 832 |
| Rokok/ <i>Cigarette</i> | 61 240 | 71 297 | 76 534 |
| Sub Jumlah | 395 162 | 383 286 | 464 883 |
| Bukan Makanan/ Non-Food Group | | | |
| Perumahan dan fasilitas rumah tangga/ <i>Housing and household facility</i> | 132 932 | 118 799 | 123 107 |
| Aneka barang dan jasa/ <i>Goods and services</i> | 83 125 | 72 258 | 72 067 |
| Pakaian, alas kaki, dan tutup kepala <i>Clothing, footwear, and headgear</i> | 35 612 | 36 290 | 35 984 |
| Barang yang tahan lama/ <i>Durable goods</i> | 40 186 | 15 497 | 26 183 |
| Pajak, pungutan, dan asuransi <i>Taxes and insurances</i> | 9 039 | 19 016 | 23 785 |
| Keperluan pesta dan upacara <i>Parties and ceremonies</i> | 7 021 | 3 306 | 3 875 |
| Sub Jumlah | 307 915 | 265 166 | 285 001 |
| Jumlah/ Total | 703 077 | 648 452 | 749 884 |

Sumber: Survei Sosial Ekonomi Nasional, Maret

Source: March National Socio Economic Survey

TAHUN 2017
EKONOMI KABUPATEN ACEH TIMUR
TUMBUH SEBESAR

4,12 %



**FDRB ADHK
7,48 TRILLIUN**

**FDRB ADHB
9,09 TRILIUN**



PENJELASAN TEKNIS

1. Penghitungan statistik neraca nasional mengikuti buku petunjuk yang diterbitkan oleh Perserikatan Bangsa Bangsa (PBB) dikenal sebagai Sistem Neraca Nasional (SNN). SNN adalah rekomendasi internasional tentang bagaimana menyusun ukuran aktivitas ekonomi yang sesuai dengan standar neraca baku yang didasarkan pada prinsip-prinsip ekonomi. Rekomendasi yang dimaksud dinyatakan dalam sekumpulan konsep, definisi, klasifikasi, dan aturan neraca yang disepakati secara internasional dalam mengukur indikator tertentu seperti Produk Domestik Bruto (PDB). Salah satu bentuk adaptasi pencatatan statistik nasional adalah melakukan perubahan tahun dasar PDB Indonesia dari tahun 2000 ke 2010. Perubahan tahun dasar PDB dilakukan seiring dengan mengadopsi rekomendasi PBB yang tertuang dalam Sistem Neraca Nasional 2008 (SNA 2008).

2. Produk Domestik Bruto pada tingkat nasional serta Produk Domestik Regional Bruto (PDRB) pada tingkat regional (provinsi) menggambarkan kemampuan suatu wilayah untuk menciptakan nilai tambah pada suatu waktu tertentu. Untuk menyusun PDB maupun PDRB digunakan 2 pendekatan, yaitu lapangan usaha dan pengeluaran. Keduanya menyajikan komposisi data nilai tambah dirinci menurut sumber kegiatan ekonomi (lapangan usaha) dan menurut komponen penggunaannya.

TECHNICAL NOTES

1. The method used to estimate national accounts statistics is based on the standard guidelines formed by United Nation known as System of National Accounts (SNA). SNA is the internationally agreed standard set of recommendations on how to compile measures of economic activity in accordance with strict accounting conventions based on economic principles. The recommendations are expressed in term of a set of concepts, definitions, classifications and accounting rules that comprise the internationally agreed standard for measuring indicators such as Gross Domestic Product (GDP). One of the improvement in the national statistical system is to rebase GDP form base year 2000 to 2010 in order to capture current economic condition. It is in line with the United Nations (UN) recommendation on 2008 SNA.

2. The basic measure of the value added arising from economic activity is known as Gross Domestic Product at the national level and Gross Regional Domestic Product (GRDP) at the regional level (provinces/regencies/municipalities). To compile these statistics, two approaches have been used, i.e. "production approach" and "expenditure approach".

REGIONAL INCOME

PDB maupun PDRB dari sisi lapangan usaha merupakan penjumlahan seluruh komponen nilai tambah bruto yang mampu diciptakan oleh sektor-sektor ekonomi atas berbagai aktivitas produksinya. Sedangkan dari sisi pengeluaran menjelaskan tentang penggunaan dari nilai tambah tersebut.

The first approach is to measure value added produced by various kinds of economic activities, while the second approach is to measure final uses of the country's output. In other words, GDP/GRDP is the sum of total

3. PDB menurut lapangan usaha mengalami perubahan klasifikasi dari 9 lapangan usaha menjadi 17 lapangan usaha. PDB menurut lapangan usaha dirinci menurut total nilai tambah dari seluruh sektor ekonomi yang mencakup lapangan usaha Pertanian, Kehutanan, dan Perikanan; Pertambangan dan Pengalihan; Industri Pengolahan; Pengadaan Listrik dan Gas; Pengadaan Air, Pengelolaan Sampah, Limbah dan Daur Ulang; Konstruksi; Perdagangan Besar dan Eceran, Reparasi Mobil dan Sepeda Motor; Transportasi dan Pergudangan; Penyediaan Akomodasi dan Makan Minum; Informasi dan Komunikasi; Jasa Keuangan dan Asuransi; Real Estat; Jasa Perusahaan; Administrasi Pemerintahan, Pertahanan dan Jaminan Sosial Wajib; Jasa Pendidikan; Jasa Kesehatan dan Kegiatan Sosial; dan Jasa lainnya.

3. GDP by industry classification changes from 9 sectors to 17 industries. GDP by industry is classified by types of economic activities such as Agriculture, Forestry and Fishing; Mining and Quarrying; Manufacturing; Electricity and Gas; Water supply, Sewerage, Waste Management and Remediation Activities; Construction; Wholesale and Retail Trade; Repair of Motor Vehicles and Motorcycles; Transportation and Storage; Accommodation and Food Service Activities; Information and Communication; Financial and Insurance Activities; Real Estate Activities; Business Activities; Public Administration; Defence and Compulsory Social Security; Education; Human Health and Social Work Activities; and Other Services Activities.

4. PDB menurut pengeluaran mengalami perubahan klasifikasi dimana pengeluaran konsumsi Lembaga Non Profit yang Melayani Rumah Tangga (LNPRT) yang sebelumnya termasuk bagian dari pengeluaran konsumsi rumah tangga menjadi komponen terpisah.

4. GDP by expenditure classification changes where consumption expenditure Non-profit Institutions Serving Households (NPISH) previously included as part of household consumption expenditure is taken out into separate component.

Sehingga klasifikasi PDB menurut pengeluaran dirinci menjadi 7 komponen yaitu komponen pengeluaran konsumsi rumah tangga, pengeluaran konsumsi LNPRT, pengeluaran konsumsi pemerintah, pembentukan modal tetap bruto, perubahan inventori, ekspor barang dan jasa, dan impor barang dan jasa.

So that, GDP by type of expenditures is classified into: household consumption expenditure, NPISH consumption expenditure, government consumption expenditure, gross fixed capital formation, changes in inventories, exports of goods and services, and imports of goods and services.

5. Pengeluaran konsumsi rumah tangga mencakup berbagai pengeluaran konsumsi akhir rumah tangga atas barang dan jasa untuk memenuhi kebutuhan individu ataupun kelompok secara langsung. Pengeluaran rumah tangga di sini mencakup makanan dan minuman selain restoran; pakaian, alas kaki dan jasa perawatannya; perumahan dan perlengkapan rumah tangga; kesehatan dan pendidikan; transportasi dan komunikasi; restoran dan hotel serta lainnya.

5. Household consumption expenditures consist of expenditures incurred by households, which are used for both individual or collective needs. Household consumptions are classified into food and beverages other than restaurants; clothing, footwear, and related maintenance services; housing and household equipment; health and education; transport and communication; restaurants and hotels; and others.

6. Pengeluaran Konsumsi Pemerintah terdiri dari Pengeluaran Konsumsi Individu dan Pengeluaran Konsumsi Kolektif. Barang dan jasa individu merupakan barang dan jasa privat, dimana ciri-ciri barang privat adalah a) Scarcity, yaitu ada kelangkaan/keterbatasan dalam jumlah; b) Excludable consumption, yaitu konsumsi suatu barang dapat dibatasi hanya pada mereka yang memenuhi persyaratan tertentu (biasanya harga); c) Rivalrous competition, yaitu konsumsi oleh satu konsumen akan mengurangi atau menghilangkan kesempatan pihak lain untuk melakukan hal serupa.

6. Government consumption expenditure consists of Individual Consumption Expenditure and Collective Consumption Expenditure. Individual goods and services are private goods and services, which the characteristics of private goods is a) Scarcity, that there is a scarcity/limited in number; b) Excludable consumption, the consumption of goods can be limited only to those who meet certain requirements (usually the price); c) Rivalrous competition, ie consumption by the consumer will reduce or eliminate the chance of another party to do so.

REGIONAL INCOME

Contoh barang dan jasa yang dihasilkan pemerintah dan tergolong sebagai barang dan jasa individu adalah jasa pelayanan kesehatan pemerintah di rumah sakit/puskesmas dan jasa pendidikan di sekolah/universitas negeri. Sedangkan barang dan jasa kolektif ekuivalen dengan barang publik yang memiliki ciri a) Non rivalry, yaitu penggunaan satu konsumen terhadap suatu barang tidak mengurangi kesempatan konsumen lain untuk juga mengkonsumsi barang tersebut; b) Non excludable, yaitu apabila suatu barang publik tersedia, maka tidak ada yang dapat menghalangi siapapun untuk memperoleh manfaat dari barang tersebut atau dengan kata lain setiap orang memiliki akses ke barang tersebut. Contoh barang dan jasa yang dihasilkan pemerintah dan tergolong sebagai barang dan jasa kolektif adalah jasa pertahanan yang dilakukan TNI dan keamanan yang dilakukan kepolisian.

Examples of goods and services produced by government and classified as goods and services of individuals is the government health services in hospitals/health centers and education services in schools/universities. Collective goods and services equivalent to public goods characterized by a) Non-rivalry, namely the use of a consumer for an item does not reduce the chance of another consumer to also consume goods; b) Non-excludable, i.e. when a public good available, then nothing can hinder anyone to benefit from the goods or in other words everyone has access to the goods. Examples of goods and services produced by government and classified as collective goods and services is carried military defense services and the police's security.

7. Pembentukan Modal Tetap Bruto (PMTB) mencakup pengadaan, pembuatan, dan pembelian barang modal. Barang modal dimaksud adalah barang-barang yang digunakan untuk proses produksi, tahan lama atau yang mempunyai umur pemakaian lebih dari satu tahun seperti bangunan, mesin-mesin dan alat angkutan. Termasuk pula di sini perbaikan besar (berat) yang sifatnya memperpanjang umur atau mengubah bentuk atau kapasitas barang modal tersebut. Pengeluaran barang modal untuk keperluan militer juga dicakup sebagai PMTB. Klasifikasi komponen PMTB dibagi menjadi 6 sub komponen yaitu Konstruksi; Mesin dan Peralatan; Kendaraan; Peralatan Lainnya; Cultivated Biological Resources (CBR) dan Produk Kekayaan Intelektual.

7. Gross Fixed Capital Formation (GFCF) includes procurement, manufacture, and the purchase of capital goods. Capital goods are goods which are used for the production process, durable or have a service life of more than one year such as buildings, machinery, and transportation equipment. Including here: huge improvement that are to extend the life or changing the shape or the capacity of the capital goods. Capital expenditures for military purposes are also covered as GFCF. GFCF component are classified into six sub-components: Construction; Machinery and Equipment; vehicle; Other equipment; Cultivated Biological Resources (CBR) and Intellectual Property Product.

8. Ekspor barang dan jasa merupakan transaksi perdagangan barang dan jasa dari penduduk (residen) ke bukan penduduk (nonresiden). Impor barang dan jasa adalah transaksi perdagangan dari bukan penduduk ke penduduk. Ekspor atau impor barang terjadi pada saat terjadi perubahan hak kepemilikan barang antara penduduk dengan bukan penduduk (dengan atau tanpa perpindahan fisik barang tersebut). Pada PDB dengan tahun dasar 2010, ekspor dan impor barang dirinci menjadi nonmigas dan migas.

8. Exports of goods and services consist of transactions of goods and services from residents to non-residents. Imports of goods and services consist of transaction of goods and services from non-residents to residents. Exports and imports of goods occur when there are changes in ownership of goods between residents and non-residents (with or without physical movements of goods across frontiers). On the GDP at 2010 basic year, exports and imports of goods specified into non oil and gas and oil and gas.

9. Produk Domestik Bruto maupun agregat turunannya disajikan dalam 2 (dua) versi penilaian, yaitu atas dasar "harga berlaku" dan atas dasar "harga konstan". Disebut sebagai harga berlaku karena seluruh agregat dinilai dengan menggunakan harga pada tahun berjalan, sedangkan harga konstan penilaiannya didasarkan kepada harga satu tahun dasar tertentu, dalam publikasi ini digunakan harga tahun 2010.

9. GDP and its aggregations are presented in two forms: at current market prices and at constant base year market prices. In presenting current market prices, all aggregates are valued at current market prices, while base year constant market prices are shown by valuing all aggregates at fixed base year prices. Year of 2010 is used as the base year in this publication.

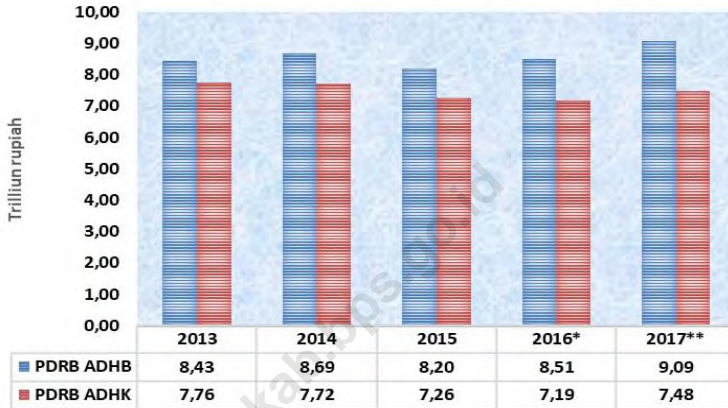
10 .Laju pertumbuhan Produk Domestik Bruto diperoleh dari perhitungan PDB atas dasar harga konstan. Diperoleh dengan cara mengurangi nilai PDB pada tahun ke-n terhadap nilai pada tahun ke n-1 (tahun sebelumnya), dibagi dengan nilai pada tahun ke n-1, dikalikan dengan 100 persen. Laju pertumbuhan menunjukkan perkembangan agregat pendapatan dari satu waktu tertentu terhadap waktu sebelumnya.

10. Growth rate of Gross Domestic Product is derived from GDP at constant market prices. It is obtained by subtracting the value of GDP year n with the value of GDP year n-1, divided by the value of GDP year n-1 then multiplied by 100 percent. The growth rate of GDP explains the income growth during the given period.

| ULASAN | DESCRIPTION |
|--|---|
| <p>Selama periode 2013 hingga 2017, PDRB ADHB Kabupaten Aceh Timur meningkat, kecuali pada tahun 2015 yang mengalami penurunan menjadi 8,20 trilliun rupiah. PDRB ADHB Kabupaten Aceh Timur Tahun 2013 sebesar 8,43 trilliun rupiah, mengalami peningkatan hingga pada tahun 2017 mencapai 9,09 triliun rupiah. Perkembangan PDRB ADHB dari tahun ke tahun memberikan gambaran kemampuan masing – masing sektor ekonomi untuk menghasilkan nilai tambah dengan faktor fluktuasi harga masih melekat di dalamnya.</p> | <p><i>During the period of 2013 to 2017, GRDP at current price of Aceh Timur Regency increased, except in 2015 which decreased to 8.20 trillion rupiahs. GRDP at current price of Aceh Timur Regency in 2013 amounted to 8.43 trillion rupiahs, experiencing an increase until 2017 reaching 9.09 trillion rupiahs. Development of GRDP at current price from year to year describe the ability of each economic sectors to generate value added with a price fluctuation factor is inherent in it.</i></p> |
| <p>Sementara itu, PDRB ADHK Kabupaten Aceh Timur pada tahun 2013 sebesar 7,76 triliun rupiah. Pada tahun 2014 nilai PDRB ADHK turun menjadi 7,72 triliun rupiah, 7,26 triliun rupiah pada tahun 2015 dan 7,19 triliun rupiah pada tahun 2016. Pada tahun 2017 PDRB ADHK mengalami kenaikan mencapai 7,48 trilliun rupiah. Kenaikan tersebut salah satunya dipengaruhi oleh Sektor Pertambangan dan Penggalian yang mulai mengalami peningkatan.</p> | <p><i>Meanwhile, the value of GRDP at constant price of Aceh Timur Regency in 2013 amounted to 7,76 trillion rupiahs. In 2014 the value of GRDP at constant price down to 7,72 trillion rupiahs to 7.26 trillion rupiahs in 2015 and to 7,19 trillion rupiahs in 2016 . In 2017 GRDP at constant price increased to 7,48 trillion rupiahs. The increase was influenced by the Mining and Quarrying sector in Aceh Timur Regency began to increase</i></p> |

Gambar 12 PDRB ADHB dan ADHK (2010=100) Kabupaten Aceh Timur (Triliun Rupiah), 2013-2017

Figures *GRDP at Current Price and Constant Price (2010=100) of Aceh Timur Regency (Trillion Rupiahs), 2013-2017*



* *Angka Sementara*

** *Angka Sangat Sementara*

12. PENDAPATAN REGIONAL/ REGIONAL INCOME

PDRB ADHB Menurut Lapangan Usaha Kabupaten Aceh Timur

Tabel 12.1 (Juta Rupiah), 2013 - 2017

Table 12.1 GRDP at Current Price by Industry of Aceh Timur Regency (Millions Rupiahs), 2013 - 2017

| Lapangan Usaha/ Industry | | 2013 | 2014 |
|---|---|---------------------|---------------------|
| (1) | | (3) | (4) |
| A | Pertanian, Kehutanan, dan Perikanan/ <i>Agriculture, Forestry, & Fishing</i> | 3 252 433.86 | 3 418 595.15 |
| 1 | Pertanian, Peternakan, Perburuan dan Jasa <i>Agriculture, Livestock &</i> | 2 191 865.23 | 2 316 244.09 |
| 2 | Kehutanan dan Penebangan Kayu/ <i>Forestry & Logging</i> | 270 876.17 | 286 160.32 |
| 3 | Perikanan/ <i>Fishing</i> | 789 692.46 | 816 190.74 |
| B | Pertambangan dan Penggalian/ <i>Mining &</i> <i>Quarrying</i> | 1 904 966.44 | 1 714 089.59 |
| C | Industri Pengolahan/ <i>Manufacturing</i> | 183 885.45 | 203 858.13 |
| D | Pengadaan Listrik dan Gas/ <i>Electricity &</i> <i>Gas</i> | 8 220.57 | 8 726.88 |
| E | Pengadaan Air, Pengelolaan Sampah, Limbah dan Daur Ulang/ <i>Water Supply,</i> <i>Sewerage, Waste Management &</i> | 2 253.49 | 2 401.17 |
| F | Konstruksi/ <i>Construction</i> | 461 155.78 | 505 268.94 |
| G | Perdagangan Besar dan Eceran; Reparasi Mobil dan Sepeda Motor/ <i>Wholesale and</i> <i>Retail Trade, Reparation Motor vehicles</i> <i>and Motorcycle</i> | 636 402.01 | 686 727.96 |
| H | Transportasi dan Pergudangan/ <i>Transportation and Storage</i> | 399 854.66 | 431 502.08 |
| I | Penyediaan Akomodasi dan Makan Minum/ <i>Accommodation, Food & Service</i> | 63 878.67 | 71 668.23 |
| J | Informasi dan Komunikasi/ <i>Information</i> <i>and Communication</i> | 190 033.97 | 199 761.45 |
| K | Jasa Keuangan dan Asuransi/ <i>Financial and</i> <i>Insurance Activities</i> | 129 747.65 | 129 177.01 |
| L | Real Estat/ <i>Real Estate</i> | 253 061.85 | 275 877.57 |
| M,N | Jasa Perusahaan/ <i>Business Activities</i> | 18 115.31 | 19 637.55 |
| O | Administrasi Pemerintahan, Pertahanan dan Jaminan Sosial Wajib/ <i>Public</i> <i>Administration and Defense, Compulsory</i> <i>and Social Security</i> | 540 248.90 | 608 993.59 |
| P | Jasa Pendidikan/ <i>Education</i> | 110 882.81 | 120 965.04 |
| Q | Jasa Kesehatan dan Kegiatan Sosial/ <i>Human Health and Social Work Activities</i> | 184 423.12 | 198 437.35 |
| R,S,T,U | Jasa lainnya/ <i>Other Services Activities</i> | 93 965.74 | 99 180.52 |
| PDRB/ GRDP | | 8 433 530.27 | 8 694 868.21 |
| PDRB Tanpa Migas/ GRDP Without Oil & Gas | | 6 664 857.31 | 7 124 581.26 |

Tabel 12.1 Lanjutan
Table 12.1 Continued

| Lapangan Usaha/ Industry | | 2015 | 2016* | 2017** |
|---|--|---------------------|---------------------|---------------------|
| (1) | | (5) | (6) | (6) |
| A | Pertanian, Kehutanan, dan Perikanan/ <i>Agriculture, Forestry, & Fishing</i> | 3 690 095.08 | 3 899 883.80 | 4 102 109.49 |
| 1 | Pertanian, Peternakan, Perburuan dan Jasa Pertanian/ <i>Agriculture, Livestock &</i> <i>Kehutanan dan Penebangan Kayu/</i> | 2 529 149.40 | 2 655 092.08 | 2 783 075.07 |
| 2 | <i>Forestry & Logging</i> | 299 916.06 | 313 533.93 | 321 904.70 |
| 3 | Perikanan/ <i>Fishing</i> | 861 029.62 | 931 257.79 | 997 129.72 |
| B | Pertambangan dan Penggalian/ <i>Mining</i> & <i>Quarrying</i> | 598 454.20 | 363 555.99 | 389 358.82 |
| C | Industri Pengolahan/ <i>Manufacturing</i> | 248 502.08 | 266 923.60 | 306 525.02 |
| D | Pengadaan Listrik dan Gas/ <i>Electricity &</i> <i>Gas</i> | 9 432.43 | 9 750.41 | 10 732.71 |
| E | Pengadaan Air, Pengelolaan Sampah, Limbah dan Daur Ulang/ <i>Water Supply,</i> <i>Sewerage, Waste Management &</i> | 2 596.97 | 2 956.97 | 3 265.50 |
| F | Konstruksi/ <i>Construction</i> | 544 985.08 | 602 875.27 | 657 163.68 |
| G | Perdagangan Besar dan Eceran; Reparasi Mobil dan Sepeda Motor/ <i>Wholesale</i> <i>and Retail Trade, Repairation Motor</i> <i>vehicles and Motorcycle</i> | 739 011.89 | 797 207.52 | 857 139.50 |
| H | Transportasi dan Pergudangan/ <i>Transportation and Storage</i> | 452 396.09 | 470 834.63 | 481 163.33 |
| I | Penyediaan Akomodasi dan Makan Minum/ <i>Accommodation, Food & Service</i> | 79 429.92 | 90 823.73 | 101 792.97 |
| J | Informasi dan Komunikasi/ <i>Information</i> <i>and Communication</i> | 210 777.43 | 219 939.26 | 229 979.12 |
| K | Jasa Keuangan dan Asuransi/ <i>Financial</i> <i>and Insurance Activities</i> | 141 038.69 | 155 309.31 | 167 801.37 |
| L | Real Estat/ <i>Real Estate</i> | 306 084.87 | 332 757.52 | 368 267.65 |
| M,N | Jasa Perusahaan/ <i>Business Activities</i> | 20 980.55 | 22 514.84 | 24 184.18 |
| O | Administrasi Pemerintahan, Pertahanan dan Jaminan Sosial Wajib/ <i>Public</i> <i>Administration and Defense,</i> <i>Compulsory and Social Security</i> | 691 832.52 | 771 927.23 | 847 920.94 |
| P | Jasa Pendidikan/ <i>Education</i> | 134 065.77 | 150 782.46 | 164 754.07 |
| Q | Jasa Kesehatan dan Kegiatan Sosial/ <i>Human Health and Social Work</i> | 219 552.89 | 238 313.05 | 254 085.87 |
| R,S,T,U | Jasa lainnya/ <i>Other Services Activities</i> | 106 489.81 | 113 396.98 | 121 710.63 |
| PDRB/ GRDP | | 8 195 726.28 | 8 509 752.58 | 9 087 954.85 |
| PDRB Tanpa Migas/ GRDP Without Oil & Gas | | 7 742 495.15 | 8 294 615.13 | 8 838 379.04 |

* Angka Sementara

** Angka Sangat Sementara

Sumber: BPS Kabupaten Aceh Timur

Source: BPS-Statistics of Aceh Timur Regency

REGIONAL INCOME

Tabel 12.2 PDRB ADHK (2010) Menurut Lapangan Usaha Kabupaten Aceh Timur (Juta Rupiah), 2013 - 2017
Table 12.2 GRDP at Constant Price (2010) by Industry of Aceh Timur Regency (Millions Rupiahs), 2013 - 2017

| Lapangan Usaha/ Industry | | 2013 | 2014 |
|---|---|---------------------|---------------------|
| (1) | | (3) | (4) |
| A | Pertanian, Kehutanan, dan Perikanan/ <i>Agriculture, Forestry, & Fishing</i> | 2 984 210.83 | 3 008 638.72 |
| 1 | Pertanian, Peternakan, Perburuan dan Jasa <i>Agriculture, Livestock & Hunting and</i> | 1 984 332.68 | 2 003 029.30 |
| 2 | Kehutanan dan Penebangan Kayu/ <i>Forestry & Logging</i> | 262 717.69 | 264 908.75 |
| 3 | Perikanan/ <i>Fishing</i> | 737 160.46 | 740 700.67 |
| B | Pertambangan dan Penggalian/ <i>Mining & Quarrying</i> | 1 815 109.28 | 1 605 944.78 |
| C | Industri Pengolahan/ <i>Manufacturing</i> | 167 448.13 | 176 674.26 |
| D | Pengadaan Listrik dan Gas/ <i>Electricity & Gas</i> | 8 863.57 | 9 340.18 |
| E | Pengadaan Air, Pengelolaan Sampah, Limbah dan Daur Ulang/ <i>Water Supply, Sewerage, Waste Management & Remediation Activity</i> | 2 020.87 | 2 036.23 |
| F | Konstruksi/ <i>Construction</i> | 425 942.77 | 450 009.46 |
| G | Perdagangan Besar dan Eceran; Reparasi Mobil dan Sepeda Motor/ <i>Wholesale and Retail Trade, Repairation Motor vehicles and Motorcycle</i> | 598 133.34 | 635 388.65 |
| H | Transportasi dan Pergudangan/ <i>Transportation and Storage</i> | 363 776.69 | 383 736.70 |
| I | Penyediaan Akomodasi dan Makan Minum/ <i>Accommodation, Food & Service Activity</i> | 55 538.43 | 59 693.81 |
| J | Informasi dan Komunikasi/ <i>Information and Communication</i> | 175 421.06 | 183 532.63 |
| K | Jasa Keuangan dan Asuransi/ <i>Financial and Insurance Activities</i> | 106 088.04 | 100 304.67 |
| L | Real Estat/ <i>Real Estate</i> | 229 083.67 | 241 637.24 |
| M,N | Jasa Perusahaan/ <i>Business Activities</i> | 17 184.21 | 18 337.28 |
| O | Administrasi Pemerintahan, Pertahanan dan Jaminan Sosial Wajib/ <i>Public Administration and Defense, Compulsory and Social Security</i> | 452 896.59 | 472 684.65 |
| P | Jasa Pendidikan/ <i>Education</i> | 105 466.21 | 109 613.09 |
| Q | Jasa Kesehatan dan Kegiatan Sosial/ <i>Human Health and Social Work Activities</i> | 167 140.57 | 174 342.19 |
| R,S,T,U | Jasa lainnya/ <i>Other Services Activities</i> | 86 896.86 | 89 507.93 |
| PDRB/ GRDP | | 7 761 221.13 | 7 721 422.49 |
| PDRB Tanpa Migas/ GRDP Without Oil & Gas | | 6 075 039,73 | 6 247 427.50 |

Tabel 12.2 **Lanjutan**
Table 12.2 **Continued**

| | Lapangan Usaha/ Industry | 2015 | 2016* | 2017** |
|---------|--|---------------------|---------------------|---------------------|
| | (1) | (4) | (5) | (6) |
| A | Pertanian, Kehutanan, dan Perikanan/ <i>Agriculture, Forestry, & Fishing</i> | 3 128 267.05 | 3 200 535.34 | 3 287 053.74 |
| 1 | Pertanian, Peternakan, Perburuan dan Jasa Pertanian/ <i>Agriculture, Livestock</i> | 2 104 813.68 | 2 139 714.85 | 2 195 962.67 |
| 2 | Kehutanan dan Penebangan Kayu/ <i>Forestry & Logging</i> | 267 531.35 | 273 500.95 | 275 970.97 |
| 3 | Perikanan/ <i>Fishing</i> | 755 922.02 | 787 319.54 | 815 120.10 |
| B | Pertambangan dan Penggalian/ <i>Mining & Quarrying</i> | 843 906.90 | 493 781.51 | 505 772.03 |
| C | Industri Pengolahan/ <i>Manufacturing</i> | 205 525.66 | 214 360.89 | 231 922.31 |
| D | Pengadaan Listrik dan Gas/ <i>Electricity & Gas</i> | 9 878.67 | 10 334.22 | 10 954.15 |
| E | Pengadaan Air, Pengelolaan Sampah, Limbah dan Daur Ulang/ <i>Water Supply, Sewerage, Waste</i> | 2 102.21 | 2 236.42 | 2 368.24 |
| F | Konstruksi/ <i>Construction</i> | 473 544.96 | 512 293.90 | 548 554.47 |
| G | Perdagangan Besar dan Eceran; Reparasi Mobil dan Sepeda Motor/ <i>Wholesale and Retail Trade, Reparation Motor vehicles and</i> | 664 773.58 | 698 631.46 | 731 376.26 |
| H | Transportasi dan Pergudangan/ <i>Transportation and Storage</i> | 401 281.19 | 416 138.43 | 426 684.36 |
| I | Penyediaan Akomodasi dan Makan Minum/ <i>Accommodation, Food &</i> | 63 549.60 | 68 565.01 | 72 590.00 |
| J | Informasi dan Komunikasi/ <i>Information and Communication</i> | 192 177.02 | 199 939.61 | 207 907.19 |
| K | Jasa Keuangan dan Asuransi/ <i>Financial and Insurance Activities</i> | 105 543.28 | 113 421.53 | 118 969.60 |
| L | Real Estat/ <i>Real Estate</i> | 256 328.78 | 274 118.32 | 293 704.60 |
| M,N | Jasa Perusahaan/ <i>Business Activities</i> | 19 098.27 | 20 058.92 | 20 841.27 |
| O | Administrasi Pemerintahan, Pertahanan dan Jaminan Sosial Wajib/ <i>Public Administration and Defense, Compulsary and Social Security</i> | 500 714.85 | 541 515.97 | 579 712.08 |
| P | Jasa Pendidikan/ <i>Education</i> | 114 797.79 | 123 545.38 | 130 758.10 |
| Q | Jasa Kesehatan dan Kegiatan Sosial/ <i>Human Health and Social Work</i> | 185 203.71 | 198 797.66 | 210 525.52 |
| R,S,T,U | Jasa lainnya/ <i>Other Services Activities</i> | 93 240.42 | 97 520.15 | 102 296.16 |
| | PDRB/ GRDP | 7 259 933.93 | 7 185 794.70 | 7 481 990.07 |
| | PDRB Tanpa Migas/ GRDP Without Oil & Gas | 6 548 952.61 | 6 826 376.59 | 7 101 571.96 |

* Angka Sementara

** Angka Sangat Sementara

Sumber: BPS Kabupaten Aceh Timur

Source: BPS-Statistics of Aceh Timur Regency

REGIONAL INCOME

Distribusi PDRB Kabupaten Aceh Timur Menurut Lapangan Usaha

Tabel 12.3 (Persen), 2013-2017
Table 12.3 Share of GRDP of Aceh Timur Regency by Industry (Percent), 2013-2017

| Lapangan Usaha/ Industry | | 2013 | 2014 | 2015 | 2016* | 2017** |
|---|--|---------------|---------------|---------------|---------------|---------------|
| (1) | | (2) | (3) | (4) | (5) | (6) |
| A | Pertanian, Kehutanan, dan Perikanan/ <i>Agriculture, Forestry, & Fisheries</i> | 38.57 | 39.32 | 45.02 | 45.83 | 45.14 |
| 1 | Pertanian, Peternakan, Perburuan dan Jasa Pertanian/ <i>Agriculture, Forestry & Logging</i> | 25.99 | 26.64 | 30.86 | 31.20 | 30.62 |
| 2 | Kehutanan dan Penebangan Kayu/ <i>Forestry & Logging</i> | 3.21 | 3.29 | 3.66 | 3.68 | 3.54 |
| 3 | Perikanan/ <i>Fishing</i> | 9.36 | 9.39 | 10.51 | 10.94 | 10.97 |
| B | Pertambangan dan Penggalian/ <i>Mining & Quarrying</i> | 22.59 | 19.71 | 7.30 | 4.27 | 4.28 |
| C | Industri Pengolahan/ <i>Manufacturing</i> | 2.18 | 2.34 | 3.03 | 3.14 | 3.37 |
| D | Pengadaan Listrik dan Gas/ <i>Electricity, Gas, Heat and Water Supply</i> | 0.10 | 0.10 | 0.12 | 0.11 | 0.12 |
| E | Pengadaan Air, Pengelolaan Sampah, Limbah dan Daur Ulang/ <i>Water Supply, Sewerage, Waste Management and Recycling</i> | 0.03 | 0.03 | 0.03 | 0.03 | 0.04 |
| F | Konstruksi/ <i>Construction</i> | 5.47 | 5.81 | 6.65 | 7.08 | 7.23 |
| G | Perdagangan Besar dan Eceran; Reparasi Mobil dan Sepeda Motor/ <i>Wholesale and Retail Trade, Repair and Maintenance</i> | 7.55 | 7.90 | 9.02 | 9.37 | 9.43 |
| H | Transportasi dan Pergudangan/ <i>Transportation and Storage</i> | 4.74 | 4.96 | 5.52 | 5.53 | 5.29 |
| I | Penyediaan Akomodasi dan Makan Minum/ <i>Accommodation, Food & Beverage Services</i> | 0.76 | 0.82 | 0.97 | 1.07 | 1.12 |
| J | Informasi dan Komunikasi/ <i>Information and Communication</i> | 2.25 | 2.30 | 2.57 | 2.58 | 2.53 |
| K | Jasa Keuangan dan Asuransi/ <i>Financial and Insurance Activities</i> | 1.54 | 1.49 | 1.72 | 1.83 | 1.85 |
| L | Real Estat/ <i>Real Estate</i> | 3.00 | 3.17 | 3.73 | 3.91 | 4.05 |
| M,N | Jasa Perusahaan/ <i>Business Administration and Support Activities</i> | 0.21 | 0.23 | 0.26 | 0.26 | 0.27 |
| O | Administrasi Pemerintahan, Pertahanan dan Jaminan Sosial Wajib/ <i>Public Administration and Defense, Compulsory and Social Activities</i> | 6.41 | 7.00 | 8.44 | 9.07 | 9.33 |
| P | Jasa Pendidikan/ <i>Education</i> | 1.31 | 1.39 | 1.64 | 1.77 | 1.81 |
| Q | Jasa Kesehatan dan Kegiatan Sosial/ <i>Human Health and Social Work</i> | 2.19 | 2.28 | 2.68 | 2.80 | 2.80 |
| R,S,T,U | Jasa lainnya/ <i>Other Services Activities</i> | 1.11 | 1.14 | 1.30 | 1.33 | 1.34 |
| PDRB/ GRDP | | 100.00 | 100.00 | 100.00 | 100.00 | 100.00 |
| PDRB Tanpa Migas/ GRDP Without Oil & Gas | | 79.03 | 81.94 | 94.47 | 97.47 | 97.25 |

* Angka Sementara

** Angka Sangat Sementara

Sumber: BPS Kabupaten Aceh Timur

Source: BPS-Statistics of Aceh Timur Regency

Tabel 12.4 Laju Pertumbuhan PDRB Kabupaten Aceh Timur Menurut Lapangan Usaha (Persen), 2013-2017
Table 12.4 Growth Rate of GRDP of Aceh Timur Regency by Industry (Percent), 2013-2017

| Lapangan Usaha/ Industry | | 2013 | 2014 | 2015 | 2016* | 2017** |
|---|---|-------------|---------------|---------------|---------------|-------------|
| (1) | | (2) | (3) | (4) | (5) | (6) |
| A | Pertanian, Kehutanan, dan Perikanan/ <i>Agriculture, Forestry, & Fishing</i> | 4.47 | 0.82 | 3.98 | 2.31 | 2.70 |
| 1 | Pertanian, Peternakan, Perburuan dan Jasa <i>Agriculture, Livestock & Hunting</i> | 4.75 | 0.94 | 5.08 | 1.66 | 2.63 |
| 2 | Kehutanan dan Penebangan Kayu/ <i>Forestry & Logging</i> | 4.20 | 0.83 | 0.99 | 2.23 | 0.90 |
| 3 | Perikanan/ <i>Fishing</i> | 3.82 | 0.48 | 2.05 | 4.15 | 3.53 |
| B | Pertambangan dan Penggalian/ <i>Mining & Quarrying</i> | - 9.93 | - 11.52 | - 47.45 | - 41.49 | 2.43 |
| C | Industri Pengolahan/ <i>Manufacturing</i> | 6.63 | 5.51 | 16.33 | 4.30 | 8.19 |
| D | Pengadaan Listrik dan Gas/ <i>Electricity & Gas</i> | 5.25 | 5.38 | 5.77 | 4.61 | 6.00 |
| E | Pengadaan Air, Pengelolaan Sampah, Limbah dan Daur Ulang/ <i>Water Supply, Sewerage, Waste Management & Remediation Activity</i> | 3.24 | 0.76 | 3.24 | 6.38 | 5.89 |
| F | Konstruksi/ <i>Construction</i> | 7.68 | 5.65 | 5.23 | 8.18 | 7.08 |
| G | Perdagangan Besar dan Eceran; Reparasi Mobil dan Sepeda Motor/ <i>Wholesale and Retail Trade, Reparation Motor vehicles and Motorcycle</i> | 5.81 | 6.23 | 4.62 | 5.09 | 4.69 |
| H | Transportasi dan Pergudangan/ <i>Transportation and Storage</i> | 8.41 | 5.49 | 4.57 | 3.70 | 2.53 |
| I | Penyediaan Akomodasi dan Makan Minum/ <i>Accommodation, Food & Service Activity</i> | 9.42 | 7.48 | 6.46 | 7.89 | 5.87 |
| J | Informasi dan Komunikasi/ <i>Information and Communication</i> | 4.57 | 4.62 | 4.71 | 4.04 | 3.98 |
| K | Jasa Keuangan dan Asuransi/ <i>Financial and Insurance Activities</i> | - 6.94 | - 5.45 | 5.22 | 7.46 | 4.89 |
| L | Real Estat/ <i>Real Estate</i> | 7.22 | 5.48 | 6.08 | 6.94 | 7.15 |
| M,N | Jasa Perusahaan/ <i>Business Activities</i> | 6.40 | 6.71 | 4.15 | 5.03 | 3.90 |
| O | Administrasi Pemerintahan, Pertahanan dan Jaminan Sosial Wajib/ <i>Public Administration and Defense, Compulsory and Social Security</i> | 4.49 | 4.37 | 5.93 | 8.15 | 7.05 |
| P | Jasa Pendidikan/ <i>Education</i> | 5.27 | 3.93 | 4.73 | 7.62 | 5.84 |
| Q | Jasa Kesehatan dan Kegiatan Sosial/ <i>Human Health and Social Work Activities</i> | 4.09 | 4.31 | 6.23 | 7.34 | 5.90 |
| R,S,T,U | Jasa lainnya/ <i>Other Services Activities</i> | 1.27 | 3.00 | 4.17 | 4.59 | 4.90 |
| PDRB/ GRDP | | 1.08 | - 0.51 | - 5.98 | - 1.02 | 4.12 |
| PDRB Tanpa Migas/ GRDP Without Oil & Gas | | 4.97 | 2.84 | 4.83 | 4.24 | 4.03 |

* Angka Sementara

** Angka Sangat Sementara

Sumber: BPS Kabupaten Aceh Timur

Source: BPS-Statistics of Aceh Timur Regency

REGIONAL INCOME

Indeks Implisit PDRB Kabupaten Aceh Timur Menurut Lapangan

Tabel 12.5 **Usaha, 2013-2017**
Table 12.5 **Implicit Index of GRDP of Aceh Timur Regency by Industry, 2013-2017**

| Lapangan Usaha/ Industry | | 2013 | 2014 | 2015 | 2016* | 2017** |
|---|---|---------------|---------------|---------------|---------------|---------------|
| (1) | | (2) | (3) | (4) | (5) | (6) |
| A | Pertanian, Kehutanan, dan Perikanan/ <i>Agriculture, Forestry, & Fishing</i> | 108.99 | 113.63 | 117.96 | 121.85 | 124.80 |
| 1 | Pertanian, Peternakan, Perburuan dan Jasa Pertanian/ <i>Agriculture, Livestock</i> | 110.46 | 115.64 | 120.16 | 124.09 | 126.74 |
| 2 | Kehutanan dan Penebangan Kayu/ <i>Forestry & Logging</i> | 103.11 | 108.02 | 112.11 | 114.64 | 116.64 |
| 3 | Perikanan/ <i>Fishing</i> | 107.13 | 110.19 | 113.90 | 118.28 | 122.33 |
| B | Pertambangan dan Penggalian/ <i>Mining & Quarrying</i> | 104.95 | 106.73 | 70.91 | 73.63 | 76.98 |
| C | Industri Pengolahan/ <i>Manufacturing</i> | 109.82 | 115.39 | 120.91 | 124.52 | 132.17 |
| D | Pengadaan Listrik dan Gas/ <i>Electricity</i> | 92.75 | 93.43 | 95.48 | 94.35 | 97.98 |
| E | Pengadaan Air, Pengelolaan Sampah, Limbah dan Daur Ulang/ <i>Water</i> | 111.51 | 117.92 | 123.54 | 132.22 | 137.89 |
| F | <i>Supply, Sewerage, Waste</i> Konstruksi/ <i>Construction</i> | 108.27 | 112.28 | 115.09 | 117.68 | 119.80 |
| G | Perdagangan Besar dan Eceran; Reparasi Mobil dan Sepeda Motor/ <i>Wholesale and Retail Trade,</i> | 106.40 | 108.08 | 111.17 | 114.11 | 117.20 |
| H | <i>Reparation Motor vehicles and</i> Transportasi dan Pergudangan/ <i>Transportation and Storage</i> | 109.92 | 112.45 | 112.74 | 113.14 | 112.77 |
| I | Penyediaan Akomodasi dan Makan Minum/ <i>Accommodation, Food &</i> | 115.02 | 120.06 | 124.99 | 132.46 | 140.23 |
| J | Informasi dan Komunikasi/ <i>Information and Communication</i> | 108.33 | 108.84 | 109.68 | 110.00 | 110.62 |
| K | Jasa Keuangan dan Asuransi/ <i>Financial and Insurance Activities</i> | 122.30 | 128.78 | 133.63 | 136.93 | 141.05 |
| L | Real Estat/ <i>Real Estate</i> | 110.47 | 114.17 | 119.41 | 121.39 | 125.39 |
| M,N | Jasa Perusahaan/ <i>Business Activities</i> | 105.42 | 107.09 | 109.86 | 112.24 | 116.04 |
| O | Administrasi Pemerintahan, Pertahanan dan Jaminan Sosial Wajib/ <i>Public Administration and Defense,</i> | 119.29 | 128.84 | 138.17 | 142.55 | 146.27 |
| P | Jasa Pendidikan/ <i>Education</i> | 105.14 | 110.36 | 116.78 | 122.05 | 126.00 |
| Q | Jasa Kesehatan dan Kegiatan Sosial/ <i>Human Health and Social Work</i> | 110.34 | 113.82 | 118.55 | 119.88 | 120.69 |
| R,S,T,U | Jasa lainnya/ <i>Other Services Activities</i> | 108.13 | 110.81 | 114.21 | 116.28 | 118.98 |
| PDRB/ GRDP | | 108.66 | 112.61 | 112.89 | 118.42 | 121.46 |
| PDRB Tanpa Migas/ GRDP Without Oil & Gas | | 109.71 | 114.04 | 118.22 | 121.51 | 124.46 |

* Angka Sementara

** Angka Sangat Sementara

Sumber: BPS Kabupaten Aceh Timur

Source: BPS-Statistics of Aceh Timur Regency

Tabel 12.6 Laju Implisit PDRB Kabupaten Aceh Timur Menurut Lapangan Usaha (Persen), 2013-2017
Table 12.6 Growth Implicit Index of GRDP of Aceh Timur Regency by Industry (Percent), 2013-2017

| Lapangan Usaha/ Industry | | 2013 | 2014 | 2015 | 2016* | 2017** |
|---|---|-------------|-------------|-------------|-------------|-------------|
| (1) | | (2) | (3) | (4) | (5) | (6) |
| A | Pertanian, Kehutanan, dan Perikanan/ <i>Agriculture, Forestry, & Fishing</i> | 3.68 | 4.26 | 3.81 | 3.30 | 2.42 |
| 1 | Pertanian, Peternakan, Perburuan dan Jasa <i>Agriculture, Livestock & Hunting and</i> | 4.61 | 4.69 | 3.91 | 3.27 | 2.14 |
| 2 | Kehutanan dan Penebangan Kayu/ <i>Forestry & Logging</i> | 0.25 | 4.77 | 3.78 | 2.26 | 1.75 |
| 3 | Perikanan/ <i>Fishing</i> | 2.34 | 2.86 | 3.37 | 3.84 | 3.42 |
| B | Pertambangan dan Penggalian/ <i>Mining & Quarrying</i> | 1.67 | 1.70 | - 33.56 | 3.82 | 4.56 |
| C | Industri Pengolahan/ <i>Manufacturing</i> | 3.85 | 5.07 | 4.79 | 2.99 | 6.14 |
| D | Pengadaan Listrik dan Gas/ <i>Electricity & Gas</i> | - 2.58 | 0.74 | 2.19 | - 1.19 | 3.84 |
| E | Pengadaan Air, Pengelolaan Sampah, Limbah dan Daur Ulang/ <i>Water Supply, Sewerage, Waste Management & Remediation Activity</i> | 3.36 | 5.75 | 4.76 | 7.03 | 4.29 |
| F | Konstruksi/ <i>Construction</i> | 2.85 | 3.71 | 2.50 | 2.26 | 1.80 |
| G | Perdagangan Besar dan Eceran; Reparasi Mobil dan Sepeda Motor/ <i>Wholesale and Retail Trade, Reparation Motor vehicles and Motorcycle</i> | 1.77 | 1.58 | 2.86 | 2.65 | 2.70 |
| H | Transportasi dan Pergudangan/ <i>Transportation and Storage</i> | 3.68 | 2.30 | 0.26 | 0.36 | - 0.33 |
| I | Penyediaan Akomodasi dan Makan Minum/ <i>Accommodation, Food & Service Activity</i> | 4.94 | 4.38 | 4.11 | 5.98 | 5.86 |
| J | Informasi dan Komunikasi/ <i>Information and Communication</i> | 2.25 | 0.47 | 0.77 | 0.30 | 0.56 |
| K | Jasa Keuangan dan Asuransi/ <i>Financial and Insurance Activities</i> | 5.34 | 5.30 | 3.76 | 2.47 | 3.00 |
| L | Real Estat/ <i>Real Estate</i> | 3.85 | 3.35 | 4.59 | 1.66 | 3.29 |
| M,N | Jasa Perusahaan/ <i>Business Activities</i> | 1.61 | 1.59 | 2.58 | 2.17 | 3.38 |
| O | Administrasi Pemerintahan, Pertahanan dan Jaminan Sosial Wajib/ <i>Public Administration and Defense, Compulsory and Social Security</i> | 5.45 | 8.01 | 7.24 | 3.17 | 2.61 |
| P | Jasa Pendidikan/ <i>Education</i> | 4.00 | 4.97 | 5.82 | 4.51 | 3.24 |
| Q | Jasa Kesehatan dan Kegiatan Sosial/ <i>Human Health and Social Work Activities</i> | 1.14 | 3.15 | 4.15 | 1.12 | 0.68 |
| R,S,T,U | Jasa lainnya/ <i>Other Services Activities</i> | 2.85 | 2.47 | 3.07 | 1.81 | 2.32 |
| PDRB/ GRDP | | 3.14 | 3.63 | 0.25 | 4.90 | 2.57 |
| PDRB Tanpa Migas/ GRDP Without Oil & Gas | | 3.45 | 3.95 | 3.67 | 2.78 | 2.43 |

* Angka Sementara

** Angka Sangat Sementara

Sumber: BPS Kabupaten Aceh Timur

Source: BPS-Statistics of Aceh Timur Regency

REGIONAL INCOME

Tabel 12.7 PDRB ADHB Menurut Pengeluaran Kabupaten Aceh Timur (Juta Rupiah), 2013 - 2017
Table 12.7 GRDP at Current Price by Expenditure of Aceh Timur Regency (Millions Rupiahs), 2013 - 2017

| Jenis Pengeluaran/ Expenditure | 2013 | 2014 | 2015 | 2016* | 2017** |
|---|--------------|--------------|--------------|--------------|--------------|
| (1) | (3) | (3) | (3) | (3) | (3) |
| 1. Pengeluaran Konsumsi Rumahtangga/ Household Consumption Expenditure | 5 188 217.91 | 5 571 202.38 | 6 053 964.58 | 6 595 103.46 | 7 069 712.24 |
| 2. Pengeluaran Konsumsi LNPR/ NPISH Consumption Expenditure | 200 346.50 | 242 952.52 | 251 893.39 | 275 810.21 | 290 016.92 |
| 3. Pengeluaran Konsumsi Pemerintah/ Government Consumption Expenditure | 1 187 557.04 | 1 304 086.43 | 1 382 076.25 | 1 406 543.96 | 1 477 825.64 |
| 4. Pembentukan Modal Tetap Bruto/ Gross Fixed Capital Formation | 2 516 634.58 | 2 811 714.74 | 3 019 826.73 | 3 267 497.46 | 3 495 574.88 |
| 5. Perubahan Inventori/ Changes in Inventories | 440.59 | - 15.40 | 3.84 | 19.91 | 120.51 |
| 6. Ekspor Barang dan Jasa/ Exports of Goods and Services | 5 823 474.35 | 5 792 954.61 | 4 908 079.32 | 4 892 896.58 | 5 116 680.48 |
| 7. Dikurangi Impor Barang dan Jasa/ Imports of goods and services. | 6 483 140.70 | 7 028 027.06 | 7 420 117.85 | 7 928 119.00 | 8 361 975.82 |
| Produk Domestik Regional Bruto/ Gross Regional Domestic Bruto | 8 433 530.27 | 8 694 868.21 | 8 195 726.28 | 8 509 752.58 | 9 087 954.85 |

* Angka Sementara ** Angka Sangat Sementara

Sumber: BPS Kabupaten Aceh Timur

Source: BPS-Statistics of Aceh Timur Regency

Tabel 12.8 PDRB ADHK (2010) Menurut Pengeluaran Kabupaten Aceh Timur (Juta Rupiah), 2013 - 2017
Table 12.8 GRDP at Constant Price (2010) by Expenditure of Aceh Timur Regency (Millions Rupiahs), 2013 - 2017

| Jenis Pengeluaran/ Expenditure | 2013 | 2014 | 2015 | 2016* | 2017** |
|--|---------------------|---------------------|---------------------|---------------------|---------------------|
| (1) | (3) | (3) | (3) | (3) | (3) |
| 1. Pengeluaran Konsumsi Rumahtangga/ Household Consumption Expenditure | 4 616 726.83 | 4 740 664.38 | 4 941 342.32 | 5 185 968.98 | 5 372 708.99 |
| 2. Pengeluaran Konsumsi LNPR / NPISH Consumption Expenditure | 176 008.66 | 200 453.09 | 202 348.03 | 221 044.06 | 228 430.34 |
| 3. Pengeluaran Konsumsi Pemerintah/ Government Consumption Expenditure | 936 989.01 | 990 874.75 | 1 005 472.84 | 1 009 367.36 | 1 015 828.50 |
| 4. Pembentukan Modal Tetap Bruto/ Gross Fixed Capital Formation | 2 220 692.79 | 2 375 646.66 | 2 468 733.35 | 2 591 751.59 | 2 702 095.38 |
| 5. Perubahan Inventori/ Changes in Inventories | 384.61 | - 12.14 | 3.00 | 11.62 | 14.86 |
| 6. Ekspor Barang dan Jasa/ Exports of Goods and Services | 5 009 689.16 | 4 639 389.95 | 3 940 593.55 | 3 773 598.09 | 3 863 787.08 |
| 7. Dikurangi Impor Barang dan Jasa/ imports of goods and services. | 5 199 269.93 | 5 225 594.18 | 5 298 559.16 | 5 595 947.00 | 5 700 875.08 |
| Produk Domestik Regional Bruto/ Gross Regional Domestic Bruto | 7 761 221.13 | 7 721 422.49 | 7 259 933.93 | 7 185 794.70 | 7 481 990.07 |

* Angka Sementara ** Angka Sangat Sementara

Sumber: BPS Kabupaten Aceh Timur

Source: BPS-Statistics of Aceh Timur Regency

REGIONAL INCOME

Tabel 12.9 Distribusi PDRB Kabupaten Aceh Timur Menurut Pengeluaran (Persen), 2013-2017
Table 12.9 Share of GRDP of Aceh Timur Regency by Expenditure (Percent), 2013-2017

| Jenis Pengeluaran/ Expenditure | 2013 | 2014 | 2015 | 2016* | 2017** |
|--|---------------|---------------|---------------|---------------|---------------|
| (1) | (3) | (3) | (3) | (3) | (3) |
| 1. Pengeluaran Konsumsi Rumahtangga/ Household Consumption Expenditure | 61.52 | 64.07 | 73.87 | 77.50 | 77.79 |
| 2. Pengeluaran Konsumsi LNPRT / NPISH Consumption Expenditure | 2.38 | 2.79 | 3.07 | 3.24 | 3.19 |
| 3. Pengeluaran Konsumsi Pemerintah/ Government Consumption Expenditure | 14.08 | 15.00 | 16.86 | 16.53 | 16.26 |
| 4. Pembentukan Modal Tetap Bruto/ Gross Fixed Capital Formation | 29.84 | 32.34 | 36.85 | 38.40 | 38.46 |
| 5. Perubahan Inventori/ Changes in Inventories | .01 | .00 | .00 | .00 | .00 |
| 6. Ekspor Barang dan Jasa/ Exports of Goods and Services | 69.05 | 66.62 | 59.89 | 57.50 | 56.30 |
| 7. Dikurangi Impor Barang dan Jasa/ imports of goods and services. | 76.87 | 80.83 | 90.54 | 93.17 | 92.01 |
| Produk Domestik Regional Bruto/ Gross Regional Domestic Bruto | 100.00 | 100.00 | 100.00 | 100.00 | 100.00 |

* Angka Sementara ** Angka Sangat Sementara

Sumber: BPS Kabupaten Aceh Timur

Source: BPS-Statistics of Aceh Timur Regency

Tabel 12.10 Laju Pertumbuhan PDRB Kabupaten Aceh Timur Menurut Pengeluaran (Persen), 2013-2017
Table 12.10 Growth Rate of GRDP of Aceh Timur Regency by Expenditure (Percent), 2013-2017

| Jenis Pengeluaran/ Expenditure | 2013 | 2014 | 2015 | 2016* | 2017** |
|--|-------------|--------------|---------------|---------------|-------------|
| (1) | (3) | (3) | (3) | (3) | (3) |
| 1. Pengeluaran Konsumsi Rumahtangga/ Household Consumption Expenditure | 2.64 | 2.68 | 4.23 | 4.95 | 3.60 |
| 2. Pengeluaran Konsumsi LNPR / NPISH Consumption Expenditure | 6.05 | 13.89 | .95 | 9.24 | 3.34 |
| 3. Pengeluaran Konsumsi Pemerintah/ Government Consumption Expenditure | 3.40 | 5.75 | 1.47 | .39 | .64 |
| 4. Pembentukan Modal Tetap Bruto/ Gross Fixed Capital Formation | - 2.79 | 6.98 | 3.92 | 4.98 | 4.26 |
| 5. Perubahan Inventori/ Changes in Inventories | - | - | - | - | - |
| 6. Ekspor Barang dan Jasa/ Exports of Goods and Services | - 2.06 | - 7.39 | - 15.06 | - 4.24 | 2.39 |
| 7. Dikurangi Impor Barang dan Jasa/ imports of goods and services. | - 2.28 | .51 | 1.40 | 5.61 | 1.88 |
| Produk Domestik Regional Bruto/ Gross Regional Domestic Bruto | 1.08 | - .51 | - 5.98 | - 1.02 | 4.12 |

* Angka Sementara ** Angka Sangat Sementara

Sumber: BPS Kabupaten Aceh Timur

Source: BPS-Statistics of Aceh Timur Regency

REGIONAL INCOME

Laju Implisit PDRB Kabupaten Aceh Timur Menurut Pengeluaran (Persen), 2013-2017
Tabel 12.11
Table Growth Implicit Index of GRDP of Aceh Timur Regency by Expenditure (Percent), 2013-2017

| Jenis Pengeluaran/ Expenditure | 2013 | 2014 | 2015 | 2016* | 2017** |
|---|-------------|-------------|------------|-------------|-------------|
| (1) | (3) | (3) | (3) | (3) | (3) |
| 1. Pengeluaran Konsumsi Rumah tangga/ Household Consumption Expenditure | 4.14 | 4.57 | 4.25 | 3.80 | 3.47 |
| 2. Pengeluaran Konsumsi LNPRT / NPISH Consumption Expenditure | 3.52 | 6.48 | 2.71 | .23 | 1.75 |
| 3. Pengeluaran Konsumsi Pemerintah/ Government Consumption Expenditure | 10.88 | 3.84 | 4.44 | 1.38 | 4.40 |
| 4. Pembentukan Modal Tetap Bruto/ Gross Fixed Capital Formation | 1.68 | 4.44 | 3.35 | 3.07 | 2.61 |
| 5. Perubahan Inventori/ Changes in Inventories | - | - | - | - | - |
| 6. Ekspor Barang dan Jasa/ Exports of Goods and Services | 3.85 | 7.42 | - .25 | 4.10 | 2.13 |
| 7. Dikurangi Impor Barang dan Jasa/ imports of goods and services. | 5.56 | 7.86 | 4.13 | 1.17 | 3.53 |
| Produk Domestik Regional Bruto/ Gross Regional Domestic Bruto | 3.14 | 3.63 | .25 | 4.90 | 2.57 |

* Angka Sementara ** Angka Sangat Sementara

Sumber: BPS Kabupaten Aceh Timur

Source: BPS-Statistics of Aceh Timur Regency

IPM (Indeks Pembangunan Manusia) Kabupaten Aceh Timur Tahun 2017

66.32



Ranking **18**

Dari **23**
Kabupaten/Kota
Se-Aceh



Angka Harapan Hidup

68.33
tahun



Harapan
Lama Sekolah

13.00
tahun



Rata - rata
Lama Sekolah

7.80
tahun



Pengeluaran Perkapita
yang Disesuaikan

7.961
ribu rupiah



PENJELASAN TEKNIS**1. Indeks Pembangunan Manusia (IPM)**

mengukur capaian pembangunan manusia berbasis sejumlah komponen dasar kualitas hidup. Sebagai ukuran kualitas hidup, IPM dibangun melalui pendekatan tiga dimensi dasar. Dimensi tersebut mencakup umur panjang dan sehat; pengetahuan, dan kehidupan yang layak. Untuk mengukur dimensi kesehatan, digunakan angka harapan hidup waktu lahir. Selanjutnya untuk mengukur dimensi pengetahuan digunakan gabungan indikator angka melek huruf dan rata-rata lama sekolah. Adapun untuk mengukur dimensi hidup layak digunakan indikator kemampuan daya beli masyarakat terhadap sejumlah kebutuhan pokok yang dilihat dari rata-rata besarnya pengeluaran per kapita sebagai pendekatan pendapatan yang mewakili capaian pembangunan untuk hidup layak.

2. Angka Harapan Hidup (AHH) pada waktu lahir merupakan rata-rata perkiraan banyak tahun yang dapat ditempuh oleh seseorang selama hidup.

3. Angka melek huruf adalah persentase penduduk usia 15 tahun keatas yang dapat membaca dan menulis huruf latin dan atau huruf lainnya.

4. Rata-rata lama sekolah menggambarkan jumlah tahun yang digunakan oleh penduduk usia 15 tahun keatas dalam menjalani pendidikan formal.

5. Pengeluaran Riil per Kapita yang disesuaikan, UNDP mengukur standar hidup layak menggunakan Produk Domestik Bruto (PDB) riil yang disesuaikan, sedangkan BPS dalam menghitung standar hidup layak menggunakan rata-rata pengeluaran per kapita riil yang disesuaikan dengan formula Atkinson.

TECHNICAL NOTES**1. The Human Development Index (HDI)**

measures human development outcomes based on a number of basic components of quality of life. As a measure of quality of life, the HDI is built through a basic three-dimensional approach. These dimensions include longevity and health; knowledge, and a decent life. To measure health dimensions, life expectancy is used at birth. Furthermore, to measure the dimensions of knowledge used a combination of literacy indicators and average length of schooling. As for measuring the dimensions of decent living used indicators of the ability of the purchasing power of a number of basic needs seen from the average amount of per capita expenditure as an income approach that represents the achievement of development for a decent life.

2. Life Expectancy (AHH) at birth is an average estimate of many years that can be taken by a person during life.

3. Literacy rate is the percentage of the population aged 15 years and over who can read and write Latin letters and / or other letters.

4. The average length of school describes the number of years used by residents aged 15 years and over in formal education.

5. Adjusted Real Per Capita Expenditures, UNDP measures decent living standards using real adjusted Gross Domestic Product (GDP), while BPS in calculating decent living standards uses the average real per capita expenditure adjusted for the Atkinson formula.

REGENCY/ MUNICIPALITY COMPARISON

ULASAN

Pada tahun 2017, Kabupaten Aceh Timur menempati peringkat ke empat dengan jumlah penduduk terbanyak se Provinsi Aceh, yaitu sekitar 419.594 jiwa.

Indeks pembangunan manusia (IPM) Kabupaten Aceh Timur menempati urutan ke 18 dengan IPM sebesar 66,32

Kabupaten Aceh Timur berada pada posisi ke empat dengan angka Tingkat Pengangguran Terbuka (TPT) terbesar se Provinsi Aceh, yaitu 8,42 persen.

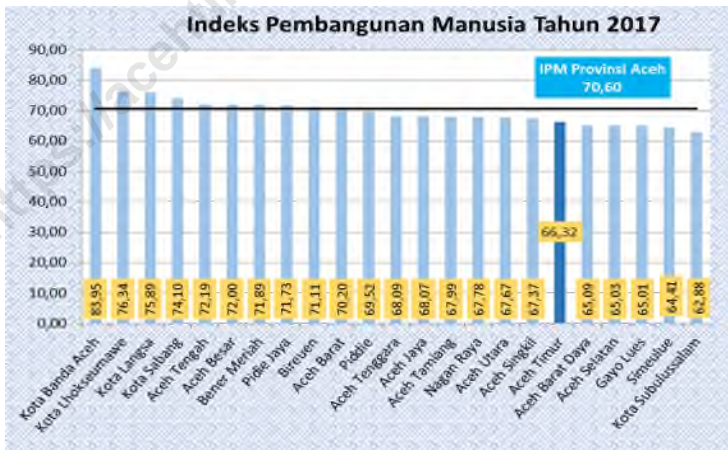
DESCRIPTION

In 2017, Aceh Timur Regency was ranked fourth with the largest population in Aceh Province, which was around 419.594 people.

Human development index (HDI) of Aceh Timur Regency ranks 18th with HDI at 66.32

East Aceh Regency is in the fourth position with the largest Open Unemployment Rate (TPT) in Aceh Province, which is 8.42 percent.

Gambar 13 Indeks Pembangunan Manusia Provinsi Aceh, 2017
Figures Human Development Index (HDI) in Aceh Province, 2017



13. PERBANDINGAN KABUPATEN/ KOTA REGENCY/ MUNICIPALITY COMPARISON

Jumlah Penduduk Menurut Kabupaten/ Kota di Provinsi Aceh, 2013-2017
Tabel 13.1
Population by Regency/ Municipality in Aceh Province, 2013-2017

| Kabupaten/Kota Regency/Municipality | 2013 | 2014 | 2015 | 2016 | 2017 |
|--|------------------|------------------|------------------|------------------|------------------|
| (1) | (2) | (3) | (4) | (5) | (6) |
| Kabupaten/ Regency | | | | | |
| 1 Simeulue | 86 206 | 87 598 | 89 117 | 90 291 | 91 372 |
| 2 Aceh Singkil | 110 108 | 112 161 | 114 518 | 116 712 | 119 490 |
| 3 Aceh Selatan | 216 994 | 220 971 | 224 897 | 228 603 | 231 893 |
| 4 Aceh Tenggara | 192 013 | 196 249 | 200 014 | 204 468 | 208 481 |
| 5 Aceh Timur | 386 212 | 394 933 | 402 976 | 411 279 | 419 594 |
| 6 Aceh Tengah | 188 214 | 192 204 | 196 090 | 200 412 | 204 273 |
| 7 Aceh Barat | 185 903 | 190 244 | 193 791 | 197 921 | 201 682 |
| 8 Aceh Besar | 376 491 | 384 618 | 392 584 | 400 913 | 409 109 |
| 9 Pidie | 404 817 | 410 580 | 418 882 | 425 974 | 432 599 |
| 10 Bireuen | 417 289 | 423 397 | 435 300 | 443 627 | 453 224 |
| 11 Aceh utara | 565 370 | 572 961 | 583 892 | 593 492 | 602 554 |
| 12 Aceh Barat Daya | 135 385 | 138 140 | 140 689 | 143 312 | 145 726 |
| 13 Gayo Lues | 84 717 | 86 262 | 87 881 | 89 500 | 91 024 |
| 14 Aceh Tamiang | 269 007 | 272 228 | 278 324 | 282 921 | 287 007 |
| 15 Nagan Raya | 149 397 | 152 352 | 155 070 | 158 223 | 161 329 |
| 16 Aceh Jaya | 82 385 | 86 123 | 86 385 | 87 622 | 89 618 |
| 17 Bener Meriah | 131 023 | 134 015 | 136 821 | 139 890 | 142 526 |
| 18 Pidie Jaya | 142 887 | 145 584 | 148 719 | 151 472 | 154 795 |
| Kota/ Municipality | | | | | |
| 1 Banda Aceh | 239 404 | 249 499 | 250 303 | 254 904 | 259 913 |
| 2 Sabang | 32 215 | 32 739 | 33 215 | 33 622 | 33 978 |
| 3 Langsa | 159 761 | 162 814 | 165 890 | 168 820 | 171 574 |
| 4 Lhokseumawe | 183 232 | 187 455 | 191 407 | 195 186 | 198 980 |
| 5 Subulussalam | 72 103 | 73 708 | 75 188 | 77 084 | 78 725 |
| Aceh | 4 811 133 | 4 906 835 | 5 001 953 | 5 096 248 | 5 189 466 |

Sumber: Proyeksi Penduduk 2010-2020

Source: Population Projection 2010-2020

REGENCY/ MUNICIPALITY COMPARISON

Tabel 13.2 **Jumlah Penduduk Menurut Jenis Kelamin di Provinsi Aceh, 2015-2017**
Table 13.2 **Population by Sex in Aceh Province, 2015-2017**

| Kabupaten/ Kota Regency/ Municipality | 2015 | | 2016 | | 2017 | |
|--|--------------------|----------------------|--------------------|----------------------|--------------------|----------------------|
| | Laki-Laki/ Male | Perempuan /Female | Laki-Laki/ Male | Perempuan /Female | Laki-Laki/ Male | Perempuan /Female |
| (1) | (2) | (3) | (4) | (5) | (6) | (6) |
| Kabupaten/ Regency | | | | | | |
| 1 Simeulue | 45 584 | 43 533 | 46 421 | 43 870 | 46 975 | 44 397 |
| 2 Aceh Singkil | 57 620 | 56 898 | 58 869 | 57 843 | 60 396 | 59 094 |
| 3 Aceh Selatan | 110 608 | 114 289 | 112 487 | 116 116 | 114 179 | 117 714 |
| 4 Aceh Tenggara | 99 604 | 100 410 | 101 979 | 102 489 | 104 110 | 104 371 |
| 5 Aceh Timur | 201 426 | 201 550 | 205 566 | 205 713 | 209 579 | 210 015 |
| 6 Aceh Tengah | 99 011 | 97 079 | 101 115 | 99 297 | 102 882 | 101 391 |
| 7 Aceh Barat | 98 001 | 95 790 | 100 336 | 97 585 | 102 099 | 99 583 |
| 8 Aceh Besar | 201 191 | 191 393 | 205 412 | 195 501 | 209 593 | 199 516 |
| 9 Pidie | 202 924 | 215 958 | 206 092 | 219 882 | 209 272 | 223 327 |
| 10 Bireuen | 212 907 | 222 393 | 217 105 | 226 522 | 221 798 | 231 426 |
| 11 Aceh utara | 288 310 | 295 582 | 293 231 | 300 261 | 297 890 | 304 664 |
| 12 Aceh Barat Daya | 69 777 | 70 912 | 71 320 | 71 992 | 72 277 | 73 449 |
| 13 Gayo Lues | 43 607 | 44 274 | 44 534 | 44 966 | 45 132 | 45 892 |
| 14 Aceh Tamiang | 140 307 | 138 017 | 142 914 | 140 007 | 144 926 | 142 081 |
| 15 Nagan Raya | 78 289 | 76 781 | 79 788 | 78 435 | 81 507 | 79 822 |
| 16 Aceh Jaya | 44 993 | 41 392 | 45 476 | 42 146 | 46 482 | 43 136 |
| 17 Bener Meriah | 69 181 | 67 640 | 70 790 | 69 100 | 72 423 | 70 103 |
| 18 Pidie Jaya | 72 703 | 76 016 | 73 906 | 77 566 | 75 418 | 79 377 |
| Kota/ Municipality | | | | | | |
| 1 Banda Aceh | 128 982 | 121 321 | 131 010 | 123 894 | 133 728 | 126 185 |
| 2 Sabang | 16 819 | 16 396 | 16 981 | 16 641 | 17 392 | 16 586 |
| 3 Langsa | 82 303 | 83 587 | 83 671 | 85 149 | 85 072 | 86 502 |
| 4 Lhokseumawe | 95 271 | 96 136 | 97 299 | 97 887 | 99 282 | 99 698 |
| 5 Subulussalam | 38 073 | 37 115 | 38 811 | 38 273 | 39 728 | 38 997 |
| Aceh | 2 497 491 | 2 504 462 | 2 545 113 | 2 551 135 | 2 592 140 | 2 597 326 |

Sumber: Proyeksi Penduduk 2010-2020

Source: Population Projection 2010-2020

Tabel 13.3 Jumlah Rumah Tangga Menurut Kabupaten/ Kota di Provinsi Aceh, 2013-2017
Table 13.3 *Number of Household by Regency/ Municipality in Aceh Province, 2013-2017*

| Kabupaten/Kota Regency/Municipality | 2013 | 2014 | 2015 | 2016 | 2017 |
|--|------------------|------------------|------------------|------------------|------------------|
| (1) | (2) | (3) | (4) | (5) | (6) |
| Kabupaten/ Regency | | | | | |
| 1 Simeulue | 20 553 | 20 884 | 21 236 | 21 516 | 21 774 |
| 2 Aceh Singkil | 24 916 | 25 381 | 25 933 | 26 430 | 27 059 |
| 3 Aceh Selatan | 50 039 | 50 956 | 51 871 | 52 726 | 53 485 |
| 4 Aceh Tenggara | 44 681 | 45 666 | 46 564 | 47 601 | 48 535 |
| 5 Aceh Timur | 87 398 | 89 372 | 91 134 | 93 012 | 94 893 |
| 6 Aceh Tengah | 47 330 | 48 333 | 49 229 | 50 314 | 51 284 |
| 7 Aceh Barat | 46 147 | 47 225 | 48 027 | 49 050 | 49 983 |
| 8 Aceh Besar | 87 172 | 89 054 | 90 858 | 92 786 | 94 683 |
| 9 Pidie | 100 493 | 101 924 | 103 934 | 105 694 | 107 337 |
| 10 Bireuen | 96 407 | 97 818 | 100 505 | 102 428 | 104 643 |
| 11 Aceh utara | 131 083 | 132 843 | 135 394 | 137 620 | 139 721 |
| 12 Aceh Barat Daya | 30 689 | 31 313 | 31 915 | 32 510 | 33 058 |
| 13 Gayo Lues | 20 829 | 21 209 | 21 603 | 22 001 | 22 375 |
| 14 Aceh Tamiang | 63 502 | 64 262 | 65 667 | 66 752 | 67 716 |
| 15 Nagan Raya | 38 202 | 38 958 | 39 614 | 40 419 | 41 214 |
| 16 Aceh Jaya | 22 253 | 23 262 | 23 338 | 23 673 | 24 212 |
| 17 Bener Meriah | 33 879 | 34 654 | 35 353 | 36 146 | 36 827 |
| 18 Pidie Jaya | 36 598 | 37 288 | 38 021 | 38 726 | 39 576 |
| Kota/ Municipality | | | | | |
| 1 Banda Aceh | 58 957 | 61 443 | 61 641 | 62 774 | 64 008 |
| 2 Sabang | 8 259 | 8 393 | 8 512 | 8 615 | 8 707 |
| 3 Langsa | 35 426 | 36 102 | 36 825 | 37 475 | 38 087 |
| 4 Lhokseumawe | 41 400 | 42 354 | 43 310 | 44 165 | 45 025 |
| 5 Subulussalam | 15 450 | 15 795 | 16 098 | 16 504 | 16 856 |
| Aceh | 1 141 663 | 1 164 489 | 1 186 582 | 1 208 937 | 1 231 058 |

Sumber: Proyeksi Penduduk 2010-2020

Source: Population Projection 2010-2020

REGENCY/ MUNICIPALITY COMPARISON

Tabel 13.4 **Indeks Pembangunan Manusia (Metode Baru) Menurut Kabupaten/ Kota di Provinsi Aceh, 2013-2017**
Table 13.4 **Human Development Index (New Methodology) by Regency/ Municipality in Aceh Province, 2013-2017**

| Kabupaten/Kota Regency/Municipality | 2013 | 2014 | 2015 | 2016 | 2017 |
|--|--------------|--------------|--------------|--------------|--------------|
| (1) | (2) | (3) | (4) | (5) | (6) |
| Kabupaten/ Regency | | | | | |
| 1 Simeulue | 61.68 | 62.18 | 63.16 | 63.82 | 64.41 |
| 2 Aceh Singkil | 64.87 | 65.27 | 66.05 | 66.96 | 67.37 |
| 3 Aceh Selatan | 62.27 | 62.35 | 63.28 | 64.13 | 65.03 |
| 4 Aceh Tenggara | 65.55 | 65.90 | 66.77 | 67.48 | 68.09 |
| 5 Aceh Timur | 63.27 | 63.57 | 64.55 | 65.42 | 66.32 |
| 6 Aceh Tengah | 70.51 | 70.96 | 71.51 | 72.04 | 72.19 |
| 7 Aceh Barat | 66.86 | 67.31 | 68.41 | 69.26 | 70.20 |
| 8 Aceh Besar | 70.61 | 71.06 | 71.70 | 71.75 | 72.00 |
| 9 Pidie | 67.59 | 67.87 | 68.68 | 69.06 | 69.52 |
| 10 Bireuen | 68.23 | 68.71 | 69.77 | 70.21 | 71.11 |
| 11 Aceh utara | 65.36 | 65.93 | 66.85 | 67.19 | 67.67 |
| 12 Aceh Barat Daya | 62.62 | 63.08 | 63.77 | 64.57 | 65.09 |
| 13 Gayo Lues | 63.22 | 63.34 | 63.67 | 64.26 | 65.01 |
| 14 Aceh Tamiang | 65.56 | 66.09 | 67.03 | 67.41 | 67.99 |
| 15 Nagan Raya | 65.23 | 65.58 | 66.73 | 67.32 | 67.78 |
| 16 Aceh Jaya | 66.92 | 67.30 | 67.53 | 67.70 | 68.07 |
| 17 Bener Meriah | 69.74 | 70 | 70.62 | 71.42 | 71.89 |
| 18 Pidie Jaya | 69.26 | 69.89 | 70.49 | 71.13 | 71.73 |
| Kota/ Municipality | | | | | |
| 1 Banda Aceh | 81.84 | 82.22 | 83.25 | 83.73 | 83.95 |
| 2 Sabang | 71.07 | 71.50 | 72.51 | 73.36 | 74.10 |
| 3 Langsa | 73.40 | 73.81 | 74.74 | 75.41 | 75.89 |
| 4 Lhokseumawe | 74.13 | 74.44 | 75.11 | 75.78 | 76.34 |
| 5 Subulussalam | 60.11 | 60.39 | 61.32 | 62.18 | 62.88 |
| Aceh | 68.30 | 68.81 | 69.45 | 70.00 | 70.60 |

Sumber: Badan Pusat Statistik Provinsi Aceh

Source: BPS- Statistics of Aceh Province

Tabel 13.5 Indikator Penyusun Indeks Pembangunan Manusia (Metode Baru) Menurut Kabupaten/ Kota di Provinsi Aceh, 2017
Table 13.5 *Indicators of the Human Development Index (New Methodology) in Aceh Province, 2017*

| Kabupaten/Kota <i>Regency/Municipality</i> | Usia Harapan Hidup <i>Life Expectan cy of Birth</i> | Harapan Lama Sekolah <i>Expected Years of Schooling</i> | Rata-Rata Lama Sekolah <i>Mean Years of Schooling</i> | Pengeluaran Per Kapita <i>GNI Per Capita (Rp 000)</i> | Indeks Pembangu n Manusia Human Development Index |
|---|--|--|--|---|--|
| (1) | (2) | (3) | (4) | (5) | (6) |
| Kabupaten/ Regency | | | | | |
| 1 Simeulue | 64.90 | 13.23 | 9.06 | 6 677 | 64.41 |
| 2 Aceh Singkil | 67.07 | 14.28 | 7.84 | 8 230 | 67.37 |
| 3 Aceh Selatan | 63.89 | 13.80 | 8.33 | 7 567 | 65.03 |
| 4 Aceh Tenggara | 67.62 | 13.97 | 9.63 | 7 359 | 68.09 |
| 5 Aceh Timur | 68.33 | 13.00 | 7.80 | 7 961 | 66.32 |
| 6 Aceh Tengah | 68.53 | 14.24 | 9.67 | 10 021 | 72.19 |
| 7 Aceh Barat | 67.62 | 14.57 | 9.04 | 8 989 | 70.20 |
| 8 Aceh Besar | 69.52 | 14.49 | 9.93 | 8 965 | 72.00 |
| 9 Pidie | 66.58 | 14.25 | 8.76 | 9 377 | 69.52 |
| 10 Bireuen | 70.80 | 14.80 | 9.16 | 8 237 | 71.11 |
| 11 Aceh utara | 68.54 | 14.42 | 8.10 | 7 632 | 67.67 |
| 12 Aceh Barat Daya | 64.51 | 13.55 | 8.12 | 7 723 | 65.09 |
| 13 Gayo Lues | 64.98 | 13.28 | 7.39 | 8 322 | 65.01 |
| 14 Aceh Tamiang | 69.16 | 13.56 | 8.47 | 7 931 | 67.99 |
| 15 Nagan Raya | 68.76 | 14.10 | 8.25 | 7 732 | 67.78 |
| 16 Aceh Jaya | 66.77 | 13.95 | 8.13 | 8 898 | 68.07 |
| 17 Bener Meriah | 68.90 | 13.43 | 9.55 | 10 428 | 71.89 |
| 18 Pidie Jaya | 69.68 | 14.52 | 8.84 | 9 691 | 71.73 |
| Kota/ Municipality | | | | | |
| 1 Banda Aceh | 70.96 | 17.10 | 12.59 | 15 917 | 83.95 |
| 2 Sabang | 70.09 | 13.58 | 10.70 | 10 610 | 74.10 |
| 3 Langsa | 69.06 | 15.18 | 10.90 | 11 261 | 75.89 |
| 4 Lhokseumawe | 71.14 | 15.17 | 10.88 | 10 673 | 76.34 |
| 5 Subulussalam | 63.56 | 14.19 | 7.12 | 6 887 | 62.88 |
| Aceh | 69.52 | 14.13 | 8.98 | 8 957 | 70.60 |

Sumber: Badan Pusat Statistik Provinsi Aceh

Source: BPS- Statistics of Aceh Province

REGENCY/ MUNICIPALITY COMPARISON

Tabel 13.6 **Persentase Penduduk Miskin Menurut Kabupaten/ Kota di Provinsi Aceh, 2015-2017 (Maret)**
Table 13.6 **Percentage of Poor People by Regency/ Municipality in Aceh Province, 2015-2017 (March)**

| Kabupaten/Kota Regency/Municipality | 2015 | 2016 | 2017 |
|--|--------------|--------------|-------|
| (1) | (2) | (3) | (4) |
| Kabupaten/ Regency | | | |
| 1 Simeulue | 20.43 | 19.93 | 20.20 |
| 2 Aceh Singkil | 21.72 | 21.60 | 22.11 |
| 3 Aceh Selatan | 13.24 | 13.48 | 14.07 |
| 4 Aceh Tenggara | 14.91 | 14.46 | 14.86 |
| 5 Aceh Timur | 15.85 | 15.06 | 15.25 |
| 6 Aceh Tengah | 17.51 | 16.64 | 16.84 |
| 7 Aceh Barat | 21.46 | 20.38 | 20.28 |
| 8 Aceh Besar | 15.93 | 15.55 | 15.41 |
| 9 Pidie | 21.18 | 21.25 | 21.43 |
| 10 Bireuen | 16.94 | 15.95 | 15.87 |
| 11 Aceh utara | 19.20 | 19.46 | 19.78 |
| 12 Aceh Barat Daya | 18.25 | 18.03 | 18.31 |
| 13 Gayo Lues | 21.95 | 21.86 | 21.97 |
| 14 Aceh Tamiang | 14.57 | 14.51 | 14.69 |
| 15 Nagan Raya | 20.13 | 19.25 | 19.34 |
| 16 Aceh Jaya | 15.93 | 15.01 | 14.85 |
| 17 Bener Meriah | 21.55 | 21.43 | 21.14 |
| 18 Pidie Jaya | 21.40 | 21.18 | 21.82 |
| Kota/ Municipality | | | |
| 1 Banda Aceh | 14.57 | 14.51 | 14.69 |
| 2 Sabang | 20.13 | 19.25 | 19.34 |
| 3 Langsa | 15.93 | 15.01 | 14.85 |
| 4 Lhokseumawe | 21.55 | 21.43 | 21.14 |
| 5 Subulussalam | 21.4 | 21.18 | 21.82 |
| Aceh | 17.08 | 16.73 | |

Sumber: Badan Pusat Statistik Provinsi Aceh

Source: BPS- Statistics of Aceh Province

Tabel 13.7 Pengukuran Kemiskinan Menurut Kabupaten/ Kota di Provinsi Aceh, Maret 2017
Table 13.7 Measures of Poverty by regency/ Municipality in Aceh Province, Maret 2017

| Kabupaten/ Kota Regency/ Municipality | Jumlah Penduduk Miskin Number of Poor People (000) | Persentase Penduduk Miskin Headcount Index (P0) | Kedalaman Kemiskinan Poverty Depth Index (P1) | Keparahan Kemiskinan Poverty Severity Index (P2) | Garis Kemiskinan (Rp/Kapita /Bulan) Line of Poverty (Rp/Capita/ Month) |
|--|---|--|---|---|---|
| (1) | (2) | (3) | (4) | (5) | (6) |
| Kabupaten/ Regency | | | | | |
| 1 Simeulue | 18.40 | 20.20 | 2.78 | 0.63 | 350 622 |
| 2 Aceh Singkil | 26.27 | 22.11 | 5.94 | 2.15 | 406 015 |
| 3 Aceh Selatan | 32.51 | 14.07 | 2.44 | 0.64 | 332 177 |
| 4 Aceh Tenggara | 30.84 | 14.86 | 1.80 | 0.37 | 250 854 |
| 5 Aceh Timur | 63.67 | 15.25 | 2.85 | 0.79 | 369 911 |
| 6 Aceh Tengah | 34.24 | 16.84 | 3.54 | 1.02 | 427 170 |
| 7 Aceh Barat | 40.72 | 20.28 | 4.74 | 1.52 | 446 614 |
| 8 Aceh Besar | 62.72 | 15.41 | 3.42 | 1.04 | 398 752 |
| 9 Pidie | 92.35 | 21.43 | 4.18 | 1.21 | 408 150 |
| 10 Bireuen | 71.54 | 15.87 | 2.99 | 0.81 | 335 314 |
| 11 Aceh utara | 118.74 | 19.78 | 3.22 | 0.83 | 318 729 |
| 12 Aceh Barat Daya | 26.57 | 18.31 | 2.88 | 0.66 | 329 543 |
| 13 Gayo Lues | 19.91 | 21.97 | 4.66 | 1.37 | 323 482 |
| 14 Aceh Tamiang | 42.01 | 14.69 | 2.26 | 0.57 | 389 459 |
| 15 Nagan Raya | 31.06 | 19.34 | 2.53 | 0.58 | 400 811 |
| 16 Aceh Jaya | 13.23 | 14.85 | 2.29 | 0.50 | 356 060 |
| 17 Bener Meriah | 29.99 | 21.14 | 3.68 | 0.83 | 383 289 |
| 18 Pidie Jaya | 33.60 | 21.82 | 3.26 | 0.81 | 429 966 |
| Kota/ Municipality | | | | | |
| 1 Banda Aceh | 19.23 | 7.44 | 1.54 | 0.48 | 572 295 |
| 2 Sabang | 5.98 | 17.66 | 2.99 | 0.76 | 523 705 |
| 3 Langsa | 19.20 | 11.24 | 1.67 | 0.41 | 347 056 |
| 4 Lhokseumawe | 24.40 | 12.32 | 1.68 | 0.40 | 343 558 |
| 5 Subulussalam | 15.44 | 19.71 | 3.20 | 0.94 | 273 370 |
| Aceh | 872.61 | 16.89 | 2.98 | 0.81 | 435 454 |

Sumber: Badan Pusat Statistik Provinsi Aceh

Source: BPS- Statistics of Aceh Province

REGENCY/ MUNICIPALITY COMPARISON

Tingkat Partisipasi Angkatan Kerja (TPAK) dan Tingkat Pengangguran Terbuka (TPT) Menurut Kabupaten/ Kota di Provinsi Aceh,

Tabel 13.8 2014,2015 dan 2017

Table *Labor Force Participation Rate and Unemployment Rate by Regency/ Municipality in Aceh Province, 2014,2015 and 2017*

| Kabupaten/ Kota Regency/ Municipality | 2014 | | 2015 | | 2017 | |
|--|--|-----------------------------|---|-----------------------------|---|-----------------------------|
| | TPAK Labor Force Participation Rate | TPT Unemploye nt Rate | TPAK Labor Force Participatio n Rate | TPT Unemploye nt Rate | TPAK Labor Force Participatio n Rate | TPT Unemploye nt Rate |
| (1) | (2) | (3) | (4) | (5) | (6) | (6) |
| Kabupaten/ Regency | | | | | | |
| 1 Simeulue | 53.41 | 5.57 | 57.81 | 8.51 | 63.51 | 3.12 |
| 2 Aceh Singkil | 65.17 | 6.08 | 63.83 | 7.03 | 59.43 | 7.14 |
| 3 Aceh Selatan | 63.66 | 9.49 | 58.63 | 10.01 | 59.70 | 7.24 |
| 4 Aceh Tenggara | 71.37 | 9.51 | 71.03 | 9.79 | 72.82 | 4.75 |
| 5 Aceh Timur | 67.87 | 10.61 | 63.14 | 13.89 | 59.55 | 8.42 |
| 6 Aceh Tengah | 72.23 | 3.32 | 74.58 | 3.13 | 76.80 | 3.91 |
| 7 Aceh Barat | 61.42 | 5.86 | 63.67 | 6.77 | 60.34 | 6.20 |
| 8 Aceh Besar | 59.09 | 10.53 | 61.90 | 6.81 | 59.17 | 8.49 |
| 9 Pidie | 65.60 | 11.73 | 64.34 | 10.25 | 63.05 | 7.64 |
| 10 Bireuen | 63.95 | 9.02 | 62.38 | 11.02 | 70.61 | 4.50 |
| 11 Aceh utara | 55.88 | 13.58 | 55.65 | 17.05 | 57.21 | 11.02 |
| 12 Aceh Barat Daya | 55.30 | 6.79 | 62.26 | 11.66 | 62.01 | 3.16 |
| 13 Gayo Lues | 77.30 | .37 | 79.09 | 2.24 | 74.57 | 1.71 |
| 14 Aceh Tamiang | 62.16 | 9.75 | 63.44 | 14.03 | 62.82 | 5.43 |
| 15 Nagan Raya | 63.74 | 3.69 | 59.51 | 3.97 | 62.75 | 4.11 |
| 16 Aceh Jaya | 65.47 | 9.48 | 71.04 | 4.91 | 66.92 | 6.23 |
| 17 Bener Meriah | 78.57 | .74 | 85.94 | 1.04 | 79.49 | 1.06 |
| 18 Pidie Jaya | 62.66 | 8.16 | 63.64 | 9.18 | 60.12 | 4.89 |
| Kota/ Municipality | | | | | | |
| 1 Banda Aceh | 59.58 | 10.24 | 61.05 | 12.00 | 60.45 | 7.75 |
| 2 Sabang | 64.88 | 7.48 | 71.42 | 7.62 | 69.52 | 3.00 |
| 3 Langsa | 57.94 | 9.89 | 63.43 | 8.55 | 70.84 | 7.03 |
| 4 Lhokseumawe | 59.10 | 11.23 | 59.38 | 13.06 | 62.60 | 10.51 |
| 5 Subulussalam | 66.71 | 8.55 | 65.90 | 8.24 | 61.85 | 4.91 |
| Aceh | 63.06 | 9.02 | 63.44 | 9.93 | 63.74 | 6.57 |

*) Data tahun 2016 tidak tersedia

Sumber: Survei Angkatan Kerja Nasional Agustus

Source: August National Labor Force Survey

Tabel 13.9 Angka Partisipasi Sekolah Menurut Kelompok Umur Sekolah di Provinsi Aceh, 2017
Table 13.9 *School Participation Rate by School Age Group in Aceh Province, 2017*

| Kabupaten/Kota Regency/Municipality | Kelompok Umur Sekolah School Age Group | | | |
|--|---|--------|-------|-------|
| | 7-12 | 13-15 | 16-18 | 19-24 |
| (1) | (2) | (3) | (4) | (5) |
| Kabupaten/ Regency | | | | |
| 1 Simeulue | 99.20 | 97.19 | 86.44 | 29.15 |
| 2 Aceh Singkil | 99.34 | 98.13 | 80.15 | 20.41 |
| 3 Aceh Selatan | 100.00 | 97.69 | 83.67 | 29.60 |
| 4 Aceh Tenggara | 100.00 | 99.15 | 83.50 | 30.91 |
| 5 Aceh Timur | 100.00 | 97.39 | 68.26 | 24.22 |
| 6 Aceh Tengah | 99.71 | 97.68 | 84.06 | 27.65 |
| 7 Aceh Barat | 100.00 | 100.00 | 86.31 | 35.37 |
| 8 Aceh Besar | 99.83 | 95.72 | 84.78 | 32.60 |
| 9 Pidie | 100.00 | 97.96 | 90.04 | 42.32 |
| 10 Bireuen | 100.00 | 99.17 | 79.54 | 37.69 |
| 11 Aceh utara | 100.00 | 96.79 | 80.16 | 33.23 |
| 12 Aceh Barat Daya | 99.06 | 97.02 | 82.63 | 27.56 |
| 13 Gayo Lues | 100.00 | 100.00 | 91.08 | 19.35 |
| 14 Aceh Tamiang | 99.94 | 99.41 | 78.77 | 29.14 |
| 15 Nagan Raya | 99.35 | 98.65 | 87.42 | 24.83 |
| 16 Aceh Jaya | 99.57 | 97.60 | 80.79 | 21.16 |
| 17 Bener Meriah | 100.00 | 99.03 | 78.45 | 19.87 |
| 18 Pidie Jaya | 99.72 | 98.87 | 76.57 | 29.47 |
| Kota/ Municipality | | | | |
| 1 Banda Aceh | 100.00 | 100.00 | 93.70 | 60.57 |
| 2 Sabang | 100.00 | 100.00 | 91.66 | 19.39 |
| 3 Langsa | 99.59 | 98.19 | 79.94 | 41.63 |
| 4 Lhokseumawe | 100.00 | 99.15 | 83.20 | 38.34 |
| 5 Subulussalam | 99.26 | 98.93 | 83.82 | 30.40 |

Sumber: Badan Pusat Statistik Provinsi Aceh

Source: BPS- Statistics of Aceh Province

REGENCY/ MUNICIPALITY COMPARISON

Angka Partisipasi Murni Menurut Jenjang Pendidikan di Provinsi

Aceh, 2017

Tabel

13.10

Table

School Participation Rate by Education in Aceh Province, 2017


| Kabupaten/Kota Regency/Municipality | Kelompok Umur Sekolah School Age Group | | | |
|--|---|----------------------------|---------------------|--------|
| | SD/ Elementary School | SMP/ Junior High School | SMA/ High School | Senior |
| (1) | (2) | (3) | (4) | |
| Kabupaten/ Regency | | | | |
| 1 Simeulue | 99.20 | 91.14 | | 80.07 |
| 2 Aceh Singkil | 99.34 | 86.04 | | 72.36 |
| 3 Aceh Selatan | 97.53 | 86.13 | | 68.66 |
| 4 Aceh Tenggara | 100.00 | 90.81 | | 71.42 |
| 5 Aceh Timur | 99.42 | 85.93 | | 54.64 |
| 6 Aceh Tengah | 99.71 | 89.71 | | 71.41 |
| 7 Aceh Barat | 100.00 | 86.39 | | 74.72 |
| 8 Aceh Besar | 96.67 | 80.91 | | 68.61 |
| 9 Pidie | 95.83 | 80.57 | | 75.31 |
| 10 Bireuen | 98.62 | 86.14 | | 69.58 |
| 11 Aceh utara | 97.05 | 87.89 | | 65.69 |
| 12 Aceh Barat Daya | 99.06 | 81.27 | | 74.73 |
| 13 Gayo Lues | 100.00 | 87.37 | | 73.15 |
| 14 Aceh Tamiang | 98.12 | 89.36 | | 66.23 |
| 15 Nagan Raya | 99.35 | 85.98 | | 71.61 |
| 16 Aceh Jaya | 99.57 | 91.56 | | 74.20 |
| 17 Bener Meriah | 100.00 | 90.43 | | 70.83 |
| 18 Pidie Jaya | 99.72 | 89.19 | | 73.99 |
| Kota/ Municipality | | | | |
| 1 Banda Aceh | 100.00 | 81.57 | | 78.29 |
| 2 Sabang | 99.97 | 95.12 | | 82.59 |
| 3 Langsa | 99.59 | 83.93 | | 72.93 |
| 4 Lhokseumawe | 100.00 | 90.93 | | 77.49 |
| 5 Subulussalam | 99.26 | 90.53 | | 79.42 |

Sumber: Badan Pusat Statistik Provinsi Aceh

Source: BPS- Statistics of Aceh Province



**TIM PENYUSUN
DRAFTING TEAM**



TIM PENYUSUN/ DRAFTING TEAM

Penanggungjawab Umum/ *General in Charge* :
Syarbeni, MSi

Penyunting/ *Editor* :
Muhammad Jaka, SST

Penulis/ *Writer* :
Asri Ardiayuningtyas, SST
Shelfia Candradewi Sucining Rahayu, SST

Pengolah Data/ *Data Processor* :
Asri Ardiayuningtyas, SST

Gambar Kulit dan Tata Letak/ *Cover Design and Layout*:
Asri Ardiayuningtyas, SST

Kontributor Infografis/ *Infografis Contributor* :
Wahyu Nur Wijayanto, SST
Muhammad Jaka, SST
Shelfia Candradewi Sucining Rahayu, SST
Haris Noprianto, SST
Amalia Harinda Rahayu, SST
Asri Ardiayuningtyas, SST

Kontributor Data :

| | | | |
|----|--|----|--|
| 1 | Badan Pusat Statistik | 21 | Dinas Perikanan |
| 2 | Dinas Kesehatan | 22 | Dinas Syari'at Islam |
| 3 | Dinas Ketahanan Pangan dan Penyuluhan | 23 | Badan Perencanaan Pembangunan Daerah |
| 4 | Dinas Pemberdayaan Masyarakat dan Gampong | 24 | Badan Kepegawaian dan Pengembangan Sumber Daya Manusia |
| 5 | Dinas Kependudukan dan Pencatatan Sipil | 25 | Badan Pengelolaan Keuangan Daerah |
| 6 | Dinas Pekerjaan Umum dan Perumahan Rakyat | 26 | Satuan Polisi Pamong Praja dan Wilayatul Hisbah |
| 7 | Dinas Pendidikan dan Kebudayaan | 27 | Dinas Komunikasi dan Informatika |
| 8 | Dinas Tanaman Pangan dan Hortikultura | 28 | Badan Kesatuan Bangsa dan Politik |
| 9 | Dinas Penanaman Modal dan Pelayanan Perizinan Terpadu | 29 | Dinas Perindustrian, Tenaga Kerja dan Transmigrasi |
| 10 | Kejaksanaan Idi | 30 | Pengadilan Idi |
| 11 | Dinas Perpustakaan dan Kearsipan | 31 | Mahkamah Syar'iyah |
| 12 | Dinas Lingkungan Hidup | 32 | Kementerian Agama |
| 13 | Dinas Sosial | 33 | POLRES |
| 14 | Dinas Pemberdayaan Perempuan, Perlindungan Anak dan Keluarga Berencana | 34 | Dinas Perdagangan, Koperasi dan Usaha Kecil Menengah |
| 15 | Sekretaris Daerah | 35 | Rumah Tahanan Idi |
| 16 | Dinas Pariwisata, Pemuda dan Olahraga | 36 | Badan Penanggulangan Bencana Daerah |
| 17 | Dinas Perkebunan dan Peternakan | 37 | Bulog Sub drive Langsa |
| 18 | Dinas Perhubungan | 38 | PLN Area Langsa |
| 19 | PDAM Tirta Peusada | 39 | Kantor Pos Langsa |
| 20 | Sekretariat DPRK | | |

Terima Kasih Atas Kerjasamanya
Thanks For The Cooperation

DATA

MENCERDASKAN BANGSA

Enlighten the Nation

ISSN 2477-0418



9 772477 041008



**BADAN PUSAT STATISTIK
KABUPATEN ACEH TIMUR**

Jalan Banda Aceh - Medan Km 373, Idi-Aceh Timur

Wa : 0895623015605, Email : bps1105@bps.go.id

Website : acehtimurkab.bps.go.id