

Katalog/Catalog: 1102001.5311

# **KABUPATEN ENDE DALAM ANGKA**

## **ENDE REGENCY IN FIGURES**

### **2023**



**BADAN PUSAT STATISTIK  
KABUPATEN ENDE  
BPS-STATISTICS OF ENDE REGENCY**



An aerial, black and white photograph of a village nestled in a lush, forested valley. The village features several traditional houses with thatched roofs, some of which are arranged in a circular pattern. A dirt road winds through the forest, connecting different parts of the settlement. The surrounding hills are covered in dense, tall trees, and the sky is overcast.

# **KABUPATEN ENDE**

# **DALAM ANGKA**

*ENDE REGENCY*  
*IN FIGURES*

# **2023**

**KABUPATEN ENDE DALAM ANGKA**  
**ENDE REGENCY in Figures**  
**2023**

ISSN: 0215-6962

No. Publikasi/*Publication Number*: 53110.2302

Katalog /*Catalog*: 1102001.5311

Ukuran Buku/*Book Size*: 14,8 cm x 21 cm

Jumlah Halaman/*Number of Pages* : xl + 260 halaman/*pages*

Naskah/*Manuscript*:

BPS KABUPATEN ENDE

*BPS-Statistics of ENDE REGENCY*

Penyunting/*Editor*:

BPS KABUPATEN ENDE

*BPS-Statistics of Ende Regency*

Desain Kover/*Cover Design*:

Seksi Integrasi Pengolahan dan Diseminasi Statistik

*Section of Integration Processing and Statistics Dissemination*

Diterbitkan oleh/*Published by*:

©BPS KABUPATEN ENDE/*BPS-Statistics of ENDE REGENCY*

Dicetak oleh/*Printed by*:

Percetakan Ende

Dilarang mengumumkan, mendistribusikan, mengomunikasikan, dan/atau menggandakan sebagian atau seluruh isi buku ini untuk tujuan komersil tanpa izin tertulis dari Badan Pusat Statistik.

*Prohibited to announce, distribute, communicate, and/or copy part or all of this book for commercial purpose without permission from BPS-Statistics Indonesia.*

**TIM PENYUSUN/TEAM MEMBERS**

**Pengarah/Director**

Martinus Tulit Beni

**Penanggung Jawab/Persons in Charge**

Martinus Tulit Beni

**Penyunting/Editors**

BPS Kabupaten Ende

**Pengolah Data dan Penulis Naskah/Data Processing and Authors**

Ayu Dystia Pitaloka Nainggolan

**Penata Letak/Layout Designers**

Ayu Dystia Pitaloka Nainggolan



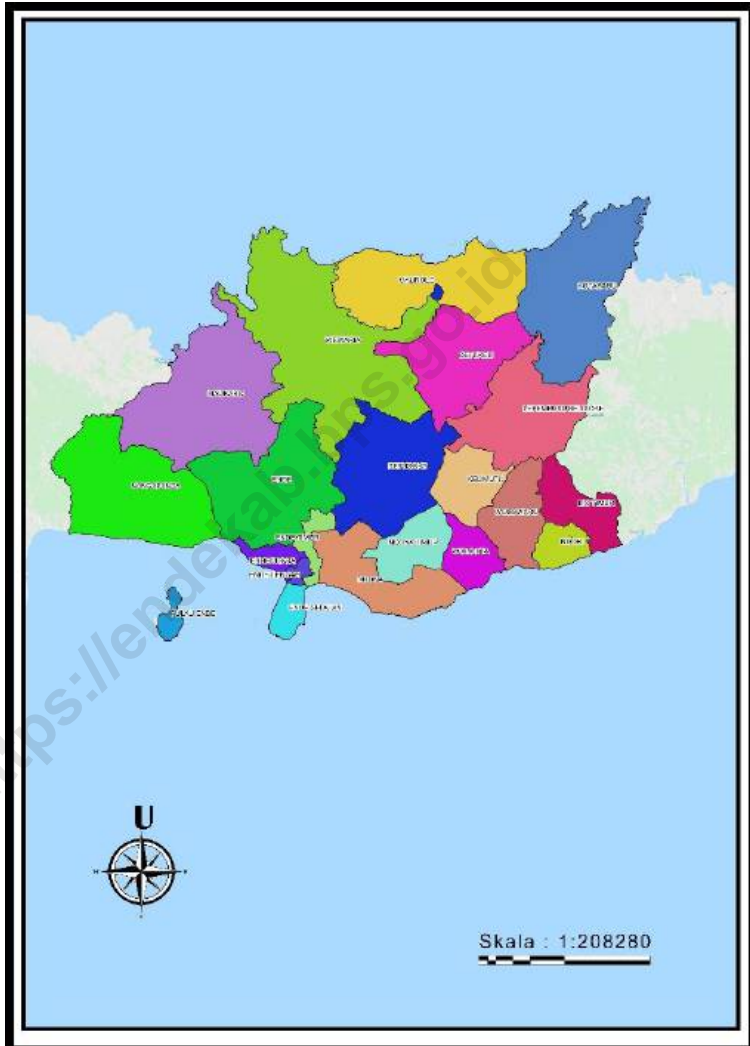
## **KONTRIBUTOR DATA/DATA CONTRIBUTOR**

1. Kementerian Agama
2. Kementerian Pendidikan dan Kebudayaan
3. Badan Pusat Statistik
4. Badan Perencanaan Pembangunan Daerah (BAPPEDA) Kabupaten Ende
5. Pusat Vulkanologi dan Mitigasi Bencana Geologi Pos Pengamatan Gunung Api Iya
6. Sekretariat DPRD Kabupaten Ende
7. Badan Kepegawaian dan Pengembangan SDM Kabupaten Ende
8. Badan Pengelola Keuangan dan Aset Daerah Kabupaten Ende
9. Dinas Pertanian Kabupaten Ende
10. Dinas Kesehatan Kabupaten Ende
11. Dinas Pengendalian Penduduk dan Keluarga Berencana Kab Ende
12. Dinas Pekerjaan Umum dan Penataan Ruang Kabupaten Ende
13. PT Pos Indonesia (PERSERO) Kantor Pos Ende
14. PT PLN (PERSERO) ULP Ende
15. Perumda Air Minum Tirta Kelimutu Kabupaten Ende
16. Badan Pendapatan Daerah Kabupaten Ende
17. Dinas Koperasi, Usaha Kecil dan Menengah Kabupaten Ende
18. Kepolisian Resor Ende
19. Dinas Kependudukan dan Pencatatan Sipil Kabupaten Ende





**PETA WILAYAH KABUPATEN ENDE**  
**MAP OF ENDE REGENCY**





**KEPALA BPS KABUPATEN ENDE  
CHIEF STATISTICIAN OF ENDE REGENCY**



**Martinus Tulit Beni, SST., M.Si.**





## KATA PENGANTAR

Publikasi “KABUPATEN ENDE DALAM ANGKA 2023” ini merupakan lanjutan publikasi tahunan sebagai gambaran tentang perkembangan Sosial Ekonomi Kabupaten Ende terutama perkembangan dari waktu ke waktu yang memuat berbagai macam data dan informasi tentang keadaan geografi dan iklim, ciri-ciri sosial ekonomi penduduk maupun keadaan sosial dan perekonomian Kabupaten Ende secara menyeluruh.

Untuk menjaga kesinambungan data, maka bentuk dan jenis tabel yang disajikan sebagian besar tetap dipertahankan, begitu pula untuk sektor-sektor yang datanya belum tersedia, tidak dapat dihindari disajikan data keadaan tahun sebelumnya.

Walaupun data publikasi ini telah diusahakan untuk disajikan secara lengkap, namun masih dirasakan memiliki kekurangan dan kesalahan. Untuk itu saran dan kritik dari semua pihak demi perbaikan publikasi ini sangat kami harapkan.

Akhirnya kepada semua pihak yang telah memberikan bantuan sampai terwujudnya publikasi ini, kami sampaikan terima kasih dan penghargaan yang setinggi-tingginya dengan harapan kiranya jalinan kerja sama yang selama ini terbina senantiasa selalu dipertahankan.

Ende, Februari 2023  
Kepala BPS  
Kabupaten Ende

**Martinus Tulit Beni**



## PREFACE

*The Publication of "ENDE REGENCY IN FIGURES 2023" was the continuation of the annually publication as an illustration of the development of social and economy in Ende Region. Especially by the development from time to time which were able to hold various kinds of data and information about the condition of geography, the climate and also the features of social and economy of the inhabitants in Ende Region as a whole.*

*Keeping the continuity of the data, so the forms and the kinds of the tables given be defended, and also for the other sectors in which the data have not been available yet, but they can be presented by using the condition of the data in previous year.*

*In spite of the publication of data has been made an effort presents a fulllength report, but we realize that our report still has a lot of shortages, weaknesses and also mistakes in it. Therefore, we are really hoping for any suggestions and criticism coming from any lines in order to improve the publication.*

*Finally to all lines, who have been help so the publication can be materialized well. For that, we do not forget to give expression of thanking and the highest appreciation with the hope that good mutual cooperation that has carefully been cultivated all this time must always be defended for goods.*

*Ende, February 2023  
Chief Statistician of  
Ende Regency*

**Martinus Tulit Beni**

## DAFTAR ISI / CONTENTS

|  | Halaman<br><i>Page</i> |
|--|------------------------|
| Kata Pengantar/ <i>Preface</i> .....   | xi                     |
| Daftar Isi/ <i>Contents</i> .....  | xiii                   |
| Daftar Tabel/ <i>List of Tables</i> .....  | xv                     |
| Daftar Gambar/ <i>List of Figures</i> .....  | xxxiii                 |
| Daftar Singkatan/ <i>List of Abbreviations</i> .....   | xxxvii                 |
| Statistik Kunci/ <i>Key Statistics</i> .....   | xxxix                  |
| 1. Geografi dan Iklim/ <i>Geography and Climate</i> .....  | 1                      |
| 2. Pemerintahan/ <i>Government</i> .....   | 13                     |
| 3. Penduduk dan Ketenagakerjaan/ <i>Population and Employment</i> .....  | 29                     |
| 4. Sosial dan Kesejahteraan Rakyat/ <i>Social and Welfare</i> .....  | 49                     |
| 5. Pertanian, Kehutanan, Peternakan, dan Perikanan/ <i>Agriculture, Forestry, Livestock, and Fishery</i> ..... | 123                    |
| 6. Industri, Pertambangan, dan Energi/ <i>Industry, Mining, and Energy</i> .....                               | 173                    |
| 7. Pariwisata/ <i>Tourism</i> .....  | 181                    |
| 8. Transportasi dan Komunikasi/ <i>Transportation and Communication</i> .....                                  | 189                    |
| 9. Perbankan, Koperasi, dan Harga-harga/ <i>Banking, Cooperative, dan Prices</i> .....                         | 215                    |
| 10. Pengeluaran Penduduk/ <i>Population Expenditure</i> .....  | 221                    |
| 11. Perdagangan/ <i>Trade</i> .....  | 229                    |
| 12. Sistem Neraca Regional/ <i>System of Regional Accounts</i> .....   | 235                    |
| 13. Perbandingan Antar Kabupaten/Kota/ <i>Regency/Municipal Comparison</i> .....                               | 251                    |





## DAFTAR TABEL/LIST OF TABLES

Halaman  
Page

|            |  |    |
|------------|--|----|
| <b>1.</b>  | <b>GEOGRAFI DAN IKLIM/GEOGRAPHY AND CLIMATE</b>  |    |
| <b>1.1</b> | <b>KEADAAN GEOGRAFI</b>  |    |
|            | <b>GEOGRAPHY CONDITION</b>   |    |
| 1.1.1      | Luas Daerah dan Jumlah Pulau Menurut Kecamatan di Kabupaten Ende, 2022<br><i>Total Area and Number of Islands by Subdistrict in Ende Regency, 2022</i> .....   | 6  |
| 1.1.2      | Tinggi Wilayah dan Jarak ke Ibukota Kabupaten Menurut Kecamatan di Kabupaten Ende, 2022<br><i>Altitude and Distance to the Capital of Regency by Subdistrict in Ende Regency, 2022</i> .....   | 8  |
| <b>1.2</b> | <b>KEADAAN IKLIM</b>   |    |
|            | <b>CLIMATE CONDITION</b>   |    |
| 1.2.1      | Pengamatan Unsur Iklim Menurut Bulan di Pos Pengamatan Gunung Api Iya Ende, 2022<br><i>Observation of Climate Elements By Months at Iya Volcano Observation Post, 2022</i> .....   | 9  |
| <b>2.</b>  | <b>PEMERINTAHAN/GOVERNMENT</b>   |    |
| <b>2.1</b> | <b>WILAYAH ADMINISTRATIF</b>   |    |
|            | <b>ADMINISTRATIVE AREA</b>   |    |
| 2.1.1      | Jumlah Desa <sup>1</sup> /Kelurahan Menurut Kecamatan di Kabupaten Ende, 2018–2022<br><i>Number of Villages<sup>1</sup>/Kelurahan by Subdistrict in Ende Regency, 2018–2022</i> .....  | 17 |
| <b>2.2</b> | <b>DEWAN PERWAKILAN RAKYAT DAERAH</b>  |    |
|            | <b>REGIONAL HOUSE OF REPRESENTATIVE</b>  |    |
| 2.2.1      | Jumlah Anggota Dewan Perwakilan Rakyat Daerah Menurut Partai Politik dan Jenis Kelamin di Kabupaten Ende, 2023<br><i>Number of Regional House of Representatives's Members by Political Parties and Sex in Ende Regency 2023</i> ..... | 18 |
| <b>2.3</b> | <b>SUMBER DAYA MANUSIA</b>   |    |

**HUMAN RESOURCES**

2.3.1 Jumlah Pegawai Negeri Sipil Menurut Jabatan dan Jenis Kelamin di Kabupaten Ende, Desember 2021 dan Desember 2022  
*Number of Civil Servants by Occupation and Sex in Ende Regency, December 2021 dan December 2022* ..... 19

2.3.2 Jumlah Pegawai Negeri Sipil Menurut Tingkat Pendidikan dan Jenis Kelamin di Kabupaten Ende, Desember 2021 dan Desember 2022  
*Number of Civil Servants by Educational Level and Sex in Ende Regency, Desember 2021 dan Desember 2022* ..... 21

2.3.3 Jumlah Pegawai Negeri Sipil Menurut Tingkat Kepangkatan dan Jenis Kelamin di Kabupaten Ende, Desember 2021 dan Desember 2022  
*Number of Civil Servants by Hierarchy and Sex in Ende Regency, Desember 2021 dan Desember 2022* ..... 23

**2.4 KEUANGAN PEMERINTAH**

**GOVERNMENT FINANCE**

2.4.1 Realisasi Pendapatan Pemerintah Kabupaten Ende Menurut Jenis Pendapatan (ribu rupiah), 2018–2021  
*Actual Ende Regency Government Revenues by Kind of Revenues (thousand rupiahs), 2017–2020* ..... 25

2.4.2 Realisasi Belanja Pemerintah Kabupaten Ende Menurut Jenis Belanja (ribu rupiah), 2018–2021  
*Actual Ende Regency Government Expenditures by Kind of Expenditures (thousand rupiahs), 2018–2021* ..... 27

**3. PENDUDUK DAN KETENAGAKERJAAN/  
POPULATION AND EMPLOYMENT**

**3.1 PENDUDUK  
POPULATION**

3.1.1 Penduduk, Laju Pertumbuhan Penduduk, Distribusi Persentase Penduduk, Kepadatan Penduduk, Rasio Jenis Kelamin Penduduk Menurut Kecamatan di Kabupaten Ende, 2022  
*Population, Population Growth Rate, Percentage Distribution of Population, Population Density, and Population Sex Ratio by*

|                            | Halaman<br>Page |
|----------------------------|-----------------|
|                            | 35              |
| 3.1.2                      | 38              |
| <b>3.2 KETENAGAKERJAAN</b> |                 |
| <b>EMPLOYMENT</b>          |                 |
| 3.2.1                      | 39              |
| 3.2.2                      | 40              |
| 3.2.3                      | 42              |
| 3.2.4                      | 43              |
| 3.2.5                      | 44              |
| 3.2.6                      |                 |

|            | Halaman<br>Page  |
|------------|--|
|            | <i>Population 15 Years of Age and Over who Worked During The Previous Week by Main Employment Hour in Ende Regency, 2022</i> .....   |
|            | 45   |
| 3.2.7      | Penduduk Berumur 15 Tahun Ke Atas yang Bekerja Selama Seminggu yang Lalu Menurut Pendidikan Yang Ditamatkan di Kabupaten Ende, 2022<br><i>Population 15 Years of Age and Over who Worked During The Previous Week by Educational Level in Ende Regency, 2022</i> .....   |
|            | 46   |
| 3.2.8      | Penduduk Berumur 15 Tahun Ke Atas yang Bekerja Selama Seminggu yang Lalu Menurut Klasifikasi Jabatan di Kabupaten Ende, 2022<br><i>Population 15 Years of Age and Over who Worked During The Previous Week by Employment in Ende Regency, 2022</i> .....   |
|            | 47   |
| <b>4.</b>  | <b>SOSIAL DAN KESEJAHTERAAN RAKYAT/SOCIAL AND WELFARE</b>  |
| <b>4.1</b> | <b>PENDIDIKAN</b>  |
|            | <b>EDUCATION</b>   |
| 4.1.1      | Jumlah Sekolah, Guru, dan Murid Taman Kanak-Kanak (TK) di Bawah Kementerian Pendidikan, Kebudayaan, Riset, dan Teknologi Menurut Kecamatan di Kabupaten Ende, 2021/2022 dan 2022/2023<br><i>Number of Schools, Teachers, and Pupils in Kindergarten Under The Ministry of Education, Culture, Research, and Technology by Subdistrict in Ende Regency, 2021/2022 and 2022/2023</i> .....   |
|            | 56   |
| 4.1.2      | Jumlah Sekolah, Guru, dan Murid Raudatul Athfal (RA) di Bawah Kementerian Agama Menurut Kecamatan di Kabupaten Ende, 2021/2022 dan 2022/2023 .....   |
|            | <i>Number of Schools, Teachers, and Pupils in Raudatul Athfal (RA) Under The Ministry of Religious Affairs by Subdistrict in Ende Regency, 2021/2022 dan 2022/2023</i> .....   |
|            | 59   |
| 4.1.3      | Jumlah Sekolah, Guru, dan Murid Sekolah Dasar (SD) di Bawah Kementerian Pendidikan, Kebudayaan, Riset, dan Teknologi Menurut Kecamatan di Kabupaten Ende, 2021/2022 dan 2022/2023<br><i>Number of Schools, Teachers, and Pupils in Elementary Schools Under The Ministry of Education, Culture, Research, and Technology by Subdistrict in Ende Regency, 2021/2022 and 2022/2023</i> ..... |
|            | 60   |
| 4.1.4      | Jumlah Sekolah, Guru, dan Murid Madrasah Ibtidaiyah (MI) di Bawah Kementerian Agama Menurut Kecamatan Menurut  |

|       |  |    |
|-------|--|----|
|       | Kecamatan di Kabupaten Ende, 2021/2022 dan 2022/2023<br><i>Number of Schools, Teachers, and Pupils in Madrasah Ibtidaiyah (MI) Under The Ministry of Religious Affairs by Subdistrict in Ende Regency, 2021/2022 and 2022/2023.....</i>  | 63 |
| 4.1.5 | Jumlah Sekolah, Guru, dan Murid Sekolah Menengah Pertama (SMP) di Bawah Kementerian Pendidikan, Kebudayaan, Riset, dan Teknologi Menurut Kecamatan di Kabupaten Ende, 2021/2022 dan 2022/2023<br><i>Number of Schools, Teachers, and Pupils in Junior High Schools Under The Ministry of Education, Culture, Research, and Technology by Subdistrict in Ende Regency, 2021/2022 and 2022/2023 .....</i>      | 66 |
| 4.1.6 | Jumlah Sekolah, Guru, dan Murid Madrasah Tsanawiyah (MTs) di Bawah Kementerian Agama Menurut Kecamatan di Kabupaten Ende, 2021/2022 dan 2022/2023<br><i>Number of Schools, Teachers, and Pupils in Madrasah Tsanawiyah (MTs) Under The Ministry of Religious Affairs by Subdistrict in Ende Regency, 2021/2022 and 2022/2023.....</i>  | 69 |
| 4.1.7 | Jumlah Sekolah, Guru, dan Murid Sekolah Menengah Atas (SMA) di Bawah Kementerian Pendidikan, Kebudayaan, Riset, dan Teknologi Menurut Kecamatan di Kabupaten Ende, 2021/2022 dan 2022/2023<br><i>Number of Schools, Teachers, and Pupils in Senior High School Under The Ministry of Education, Culture, Research, and Technology by Subdistrict in Ende Regency, 2021/2022 and 2022/2023 .....</i>          | 72 |
| 4.1.8 | Jumlah Sekolah, Guru, dan Murid Sekolah Menengah Kejuruan (SMK) di Bawah Kementerian Pendidikan, Kebudayaan, Riset, dan Teknologi Menurut Kecamatan di Kabupaten Ende, 2021/2022 dan 2022/2023<br><i>Number of Schools, Teachers, and Pupils in Vocational High Schools Under The Ministry of Education, Culture, Research, and Technology by Subdistrict in Ende Regency, 2021/2022 and 2022/2023 .....</i> | 75 |
| 4.1.9 | Jumlah Sekolah, Guru, dan Murid Madrasah Aliyah (MA) di Bawah Kementerian Agama Menurut Kecamatan di Kabupaten Ende, 2021/2021 dan 2022/2023<br><i>Number of Schools, Teachers, and Pupils in Madrasah Aliyah (MA)</i>   |    |

|            |   |    |
|------------|---|----|
|            | <i>Under the Ministry of Religious Affairs by Subdistrict in Ende Regency, 2021/2022 and 2022/2023.....</i>   | 78 |
| 4.1.10     | Jumlah Desa <sup>1</sup> /Kelurahan yang Memiliki Fasilitas Sekolah Menurut Kecamatan dan Tingkat Pendidikan di Kabupaten Ende, 2019-2021<br><i>Number of Villages<sup>1</sup>/Kelurahan Having Educational Facilities by Subdistrict and Educational Level in Ende Regency, 2019–2021.....</i> | 81 |
| 4.1.11     | Angka Partisipasi Murni (APM) dan Angka Partisipasi Kasar (APK) Menurut Jenjang Pendidikan di Kabupaten/Ende, 2021 dan 2022<br><i>Net Participation Rates and Gross Participation Rates by Educational Level in Ende Regency, 2021 and 2022.....</i>  | 86 |
| 4.1.12     | Persentase Penduduk Berumur 15 Tahun ke Atas yang Melek Huruf Menurut Kelompok Umur di Kabupaten Ende, 2021 dan 2022<br><i>Percentage of Literate People Aged 15 Years and Over by Age Group in Ende Regency, 2021 and 2022.....</i>  | 87 |
| <b>4.2</b> | <b>KESEHATAN</b>  |    |
|            | <b>HEALTH</b>   |    |
| 4.2.1      | Jumlah Desa <sup>1</sup> /Kelurahan Yang Memiliki Sarana Kesehatan Menurut Kecamatan di Kabupaten Ende, 2019-2021<br><i>Number of Villages<sup>1</sup>/Kelurahan Having Health Facilities by Subdistrict in Ende Regency, 2019–2021.....</i>  | 88 |
| 4.2.2      | Jumlah Tenaga Kesehatan Menurut Kecamatan di Kabupaten Ende, 2022<br><i>Number of Health Human Resources by Subdistrict in Ende Regency, 2022.....</i>  | 94 |
| 4.2.3      | Jumlah Rumah Sakit Umum, Rumah Sakit Khusus, dan Puskesmas Menurut Kecamatan di Kabupaten Ende, 2021 dan 2022<br><i>Number of General Hospital, Specialized Hospital, and Public Health Center by Subdistrict in Ende Regency, 2021 and 2022.....</i>   | 97 |
| 4.2.4      | Persentase Penduduk yang Mempunyai Keluhan Kesehatan Selama Sebulan Terakhir Menurut Kecamatan di Kabupaten Ende, 2019-2022<br><i>Percentage of People Who Had Health Complaint During a Month Prior to The Survey by Subdistrict in Ende Regency, 2019-2022.....</i>                           | 99 |
| 4.2.5      | Jumlah Lahir, Bayi Berat Lahir Rendah (BBLR), dan Balita Bergizi Buruk Menurut Kecamatan di Kabupaten Ende, 2021-2022<br><i>Number of Birth, Low Birth Weight Infants, and Malnourished Infants</i>   |    |

|            | Halaman<br>Page |
|------------|-----------------|
|            | 100             |
| 4.2.6      | 102             |
| 4.2.7      | 104             |
| 4.2.8      | 105             |
| <b>4.3</b> |                 |
|            |                 |
| 4.3.1      | 107             |
| 4.3.2      | 108             |
| 4.3.3      | 109             |
| 4.3.4      | 112             |

|        |   |     |
|--------|---|-----|
| 4.3.5  | <p>Banyaknya Terdakwa/Tertuduh Dalam Tindak Pidana<br/>Kejahatan Yang Telah Diajukan Dan Mendapat Keputusan<br/>Dari Sidang Pengadilan Negeri Menurut Bulan Putusan,<br/>Kelompok Umur Dan Jenis Kelamin Di Kabupaten Ende, 2022<br/><i>Number Of The Problems and Criminalism Those are Paced and<br/>Gotten The Sank by Judge Based by Month, Age Group and Sex in<br/>Ende Regency, 2022</i> .....</p>                     | 113 |
| 4.3.6  | <p>Banyaknya Perkara &amp; Terdakwa/Tertuduh Dalam Tindak Pidana<br/>Kejahatan Yang Telah Diajukan Dan Mendapat Keputusan<br/>Dari Sidang Pengadilan Negeri Menurut Jenis Hukuman,<br/>Kelompok Umur Dan Jenis Kelamin Di Kabupaten Ende, 2022<br/><i>Number Of The Problems and Criminalism Those are Paced and<br/>Gotten The Sank by Judge Based by Kind of Sank, Age Group and Sex<br/>in Ende Regency, 2022</i>.....</p> | 114 |
| 4.3.7  | <p>Banyaknya Sikap Terhadap Keputusan Perkara Dalam<br/>Tindak Pidana Kejahatan Yang Telah Diajukan Dan<br/>Mendapat Keputusan Dari Sidang Pengadilan Negeri<br/>Menurut Jenis Pidana/Hukuman Di Kabupaten Ende, 2022<br/><i>Number Of The Problems and Criminalism Those are Paced and<br/>Gotten The Sank by Judge Based in Ende Regency, 2022</i>.....</p>   | 115 |
| 4.3.8  | <p>Jumlah Perkara Dan Terdakwa/Tertuduh Yang<br/>Diselesaikan Pengadilan Negeri Menurut Jenis<br/>Dan Bulan Putusan Di Kabupaten Ende, 2022<br/><i>Number of The Problems and Criminalism Those are Finished by The<br/>Civil Judge by Kind and Month in Ende Regency, 2022</i>.....</p>  | 116 |
| 4.3.9  | <p>Jumlah Perkara Dan Terdakwa / Tertuduh Dalam<br/>Perkara Pidana Yang Diterima, Diselesaikan Dan Sisa<br/>Menurut Bulan Putusan Di Kabupaten Ende, 2022<br/><i>Number of The Problems and Criminalism Which are Recived and<br/>Those are Still in Month in Ende Regency, 2022</i>.....</p>   | 117 |
| 4.3.10 | <p>Banyaknya Tambahan Narapidana Berdasarkan Putusan<br/>Pengadilan Negeri Di Kabupaten Ende, 2020-2022<br/><i>Number of Adding People of Criminalism Based on The Devicing of<br/>Civil Judge by Month in Ende Regency, 2020-2022</i>.....</p>   | 118 |
| 4.3.11 | <p>Banyaknya Tambahan Narapidana Berdasarkan</p>  |     |



|            |   |     |
|------------|---|-----|
|            | Putusan Pengadilan Negeri Menurut Jenis Kejahatan/<br>Pelanggaran Di Kabupaten Ende, 2020 - 2022<br><i>Number of Adding People of Criminalism Based on The Devising of<br/>Civil Judge by Month and The Kind of Criminal in Ende Regency, 2020<br/>- 2022</i> ..... | 119 |
| 4.3.12     | Isi Lembaga Pemasarakatan Menurut Jenis Kejahatan/<br>Pelanggaran Di Kabupaten Ende, 2020 - 2022<br><i>Volume of Building Public by The Kind of Criminal in Ende Regency,<br/>2020 - 2022</i> .....   | 120 |
| <b>4.4</b> | <b>KEMISKINAN</b>   |     |
|            | <b>POVERTY</b>  |     |
| 4.4.1      | Garis Kemiskinan, Jumlah, dan Persentase<br>Penduduk Miskin di Kabupaten Ende, 2015–2022<br><i>Poverty Line, Number, and Percentage of Poor People in Ende<br/>Regency, 2015–2022</i> .....   | 121 |
| 4.4.2      | Indeks Kedalaman Kemiskinan dan Indeks Keparahan<br>Kemiskinan di Kabupaten Ende, 2015–2022<br><i>Poverty Gap Index and Poverty Severity Index in Ende Regency,<br/>2015–2022</i> .....   | 122 |
| <b>5.</b>  | <b>PERTANIAN, KEHUTANAN, PETERNAKAN, DAN PERIKANAN/<br/>AGRICULTURE, FORESTRY, LIVESTOCK, AND FISHERY</b>   |     |
| <b>5.1</b> | <b>HORTIKULTURA</b>   |     |
|            | <b>HORTICULTURE</b>   |     |
| 5.1.1      | Luas Panen Tanaman Sayuran Menurut Kecamatan dan<br>Jenis Tanaman di Kabupaten Ende (ha), 2021 dan 2022<br><i>Harvested Area of Vegetables by Subdistrict and Kind of Plant in Ende<br/>Regency (ha), 2021 and 2022</i> .....                                       | 131 |
| 5.1.2      | Produksi Tanaman Sayuran Menurut Kecamatan dan<br>Jenis Tanaman di Kabupaten Ende (kuintal), 2021 dan 2022<br><i>Production of Vegetables by Subdistrict and Kind of Plant in Ende<br/>Regency (quintal), 2021 and 2022</i> .....                                   | 135 |
| 5.1.3      | Luas Panen Tanaman Sayuran dan Buah-buahan<br>Semusim Menurut Jenis Tanaman di Kabupaten Ende (ha),<br>2019–2022  |     |

|        |   |     |
|--------|---|-----|
|        | <i>Harvested Area of Seasonal Vegetables and Fruits by Kind of Plant in Ende Regency (ha), 2019–2022</i> .....  | 139 |
| 5.1.4  | Produksi Tanaman Sayuran dan Buah-buahan Semusim Menurut Jenis Tanaman di Kabupaten Ende (kuintal), 2019–2022<br><i>Production of Seasonal Vegetables and Fruits by Kind of Plant in Ende Regency (quintal), 2019–2022</i> .....                        | 140 |
| 5.1.5  | Luas Panen Tanaman Biofarmaka Menurut Kecamatan dan Jenis Tanaman di Kabupaten Ende (m <sup>2</sup> ), 2021 dan 2022<br><i>Harvested Area of Medicinal Plants by Subdistrict and Kind of Plant in Ende Regency (m<sup>2</sup>), 2021 and 2022</i> ..... | 141 |
| 5.1.6  | Produksi Tanaman Biofarmaka Menurut Kecamatan dan Jenis Tanaman di Kabupaten Ende (kg), 2021 and 2022<br><i>Production of Medicinal Plants by Subdistrict and Kind of Plant in Ende Regency (kg), 2021 and 2022</i> .....                               | 143 |
| 5.1.7  | Luas Panen Tanaman Biofarmaka Menurut Jenis Tanaman di Kabupaten Ende, 2020–2022<br><i>Harvested Area of Medicinal Plants by Kind of Plant in Ende Regency, 2020–2022</i> .....   | 145 |
| 5.1.8  | Produksi Tanaman Biofarmaka Menurut Jenis Tanaman di Kabupaten Ende (kg), 2019–2022<br><i>Production of Medicinal Plants by Kind of Plant in Ende Regency (kg), 2019–2022</i> .....   | 146 |
| 5.1.9  | Luas Panen Tanaman Hias Menurut Kecamatan dan Jenis Tanaman di Kabupaten Ende (m <sup>2</sup> ), 2021 and 2022<br><i>Harvested Area of Ornamental Plants by Subdistrict and Kind of Plant in Ende Regency (m<sup>2</sup>), 2021 and 2022</i> .....      | 147 |
| 5.1.10 | Produksi Tanaman Hias Menurut Kecamatan dan Jenis Tanaman di Kabupaten Ende (tangkai), 2021 and 2022<br><i>Production of Ornamental Plants by Subdistrict and Kind of Plant in Ende Regency (stalks), 2021 and 2022</i> .....                           | 149 |
| 5.1.11 | Luas Panen Tanaman Hias Menurut Jenis Tanaman di Kabupaten Ende (m <sup>2</sup> ), 2019–2022<br><i>Harvested Area of Ornamental Plants by Kind of Plant in Ende Regency (m<sup>2</sup>), 2019–2022</i> .....  | 151 |

|            |   |     |
|------------|---|-----|
| 5.1.12     | Produksi Tanaman Hias Menurut Jenis Tanaman di Kabupaten Ende (tangkai), 2019–2022<br><i>Production of Ornamental Plants by Kind of Plant n Ende Regency (stalks), 2019–2022</i> .....                                    | 152 |
| 5.1.13     | Produksi Buah-buahan Menurut Kecamatan dan Jenis Tanaman di Kabupaten Ende (kuintal), 2021 and 2022<br><i>Production of Fruits by Subdistrict and Kind of Plant in Ende Regency (kuintal), 2021 and 2022</i> .....        | 153 |
| 5.1.14     | Produksi Buah-Buahan dan Sayuran Tahunan Menurut Jenis Tanaman di Kabupaten Ende (kuintal), 2019–2022<br><i>Production of Annual Fruits and Vegetables by Kind of Plant in Ende Regency (quintal), 2019–2022</i> .....    | 157 |
| <b>5.2</b> | <b>PERKEBUNAN</b><br><b>ESTATE CROPS</b>  |     |
| 5.2.1      | Luas Areal Tanaman Perkebunan Menurut Kecamatan dan Jenis Tanaman di Kabupaten Ende (ha), 2021 dan 2022<br><i>Planted Area of Estate Crops by Subdistrict and Type of Crops in Ende Regency (ha), 2021 and 2022</i> ..... | 158 |
| 5.2.2      | Produksi Perkebunan Menurut Kecamatan dan Jenis Tanaman di Kabupaten Ende (ton), 2021 dan 2022<br><i>Production of Estates by Subdistrict and Type of Crops in Ende Regency (ton), 2021 and 2022</i> .....                | 162 |
| 5.2.3      | Luas Areal Tanaman Perkebunan Rakyat Menurut Jenis Tanaman di Kabupaten Ende (ha), 2018-2022<br><i>Planted Area of Smallholders Estates by Type of Crops in Ende Regency (ha), 2018-2022</i> .....                        | 166 |
| 5.2.4      | Produksi Perkebunan Rakyat Menurut Jenis Tanaman di Kabupaten Ende (ton), 2021 dan 2022<br><i>Production of Smallholder Estate Crops by Type of Crops in Ende Regency (ton), 2021 and 2022</i> .....                      | 167 |
| <b>5.3</b> | <b>PETERNAKAN</b><br><b>LIVESTOCK</b>   |     |
| 5.3.1      | Populasi Ternak Besar Menurut Kecamatan di Kabupaten Ende, 2022<br><i>Population of Large Livestock by Sub District in Ende Regency, 2022</i> ....  | 168 |
| 5.3.2      | Populasi Ternak Kecil Menurut Kecamatan di Kabupaten Ende, 2022   |     |

|            | Halaman<br>Page   |
|------------|---|
|            | <i>Population of Small Livestock by Sub District in Ende Regency, 2022 ....</i> 169   |
| 5.3.3      | Populasi Unggas Menurut Kecamatan di Kabupaten Ende, 2022<br><i>Population of Poultry by Sub District in Ende Regency, 2022 .....</i> 170   |
| 5.3.4      | Produksi Ikutan dari Ternak di Kabupaten Ende, 2022<br><i>Derivative Products of Livestock in Ende Regency, 2022 .....</i> 171  |
| <b>6.</b>  | <b>INDUSTRI, PERTAMBANGAN, DAN ENERGI/<br/>INDUSTRY, MINING, AND ENERGY</b>   |
|            | <i>Number of Electricity Customers in Ende Regency, 2019–2022.....</i> 177  |
| 6.1        | Daya Terpasang, Produksi, dan Distribusi Listrik PT.<br>PLN (Persero) pada Cabang/Ranting PLN Menurut<br>Kecamatan di Kabupaten Ende, 2019-2021<br><i>Installed Electricity Power, Production, and Distribution of PT. PLN<br/>(Persero) at PLN Branch by Subdistrict in Ende Regency, 2019-2021.....</i> 178 |
| 6.2        | Jumlah Pelanggan Listrik Menurut<br>Kecamatan di Kabupaten Ende, 2017–2021<br><i>Number of Electricity Customers by Subdistrict in Ende Regency,<br/>2017–2021 .....</i> 179  |
| 6.3        | Jumlah Pelanggan dan Air yang Disalurkan<br>Menurut Kecamatan di Kabupaten Ende, 2022<br><i>Number of Customers and Distributed Water by Subdistrict in Ende<br/>Regency, 2022 .....</i> 180  |
| <b>7.</b>  | <b>PARIWISATA/TOURISM</b>   |
| 7.1        | Jumlah Rumah Makan/Restoran Menurut<br>Kecamatan di Kabupaten Ende, 2019–2022<br><i>Number of Restaurants by Subdistrict in Ende Regency, 2019–2022.....</i> 185  |
| 7.2        | Jumlah Pengunjung Pada Museum Bung<br>Karno Dirinci Per Bulan, 2019 - 2021<br><i>Number of Visitor at Bung Karno Museum By Month, 2019 - 2021 .....</i> 186   |
| 7.3        | Jumlah Pengunjung di Danau Kelimutu Dirinci Per Bulan, 2022<br><i>Number of Visitor at Kelimutu Lake By Month, 2022 .....</i> 187   |
| <b>8.</b>  | <b>TRANSPORTASI DAN KOMUNIKASI/<br/>TRANSPORTATION AND COMMUNICATION</b>  |
| <b>8.1</b> | <b>TRANSPORTASI<br/>TRANSPORTATION</b>  |
| 8.1.1      | Panjang Jalan <sup>1</sup> Menurut Tingkat Kewenangan   |

|        |   |     |
|--------|---|-----|
|        | Pemerintahan di Kabupaten Ende (km), 2019-2021<br><i>Length of Roads<sup>1</sup> by Level of Government Authority in Ende Regency (km), 2019–2021</i> .....   | 194 |
| 8.1.2  | Panjang Jalan Kabupaten Menurut Jenis Permukaan<br>Jalan di Kabupaten Ende (km), 2019-2021<br><i>Length of Regency Roads by Type of Road Surface in Ende Regency (km), 2019–2021</i> .....                | 195 |
| 8.1.3  | Panjang Jalan Kabupaten Menurut Kondisi<br>Jalan di Kabupaten Ende (km), 2019-2021<br><i>Length of Regency Roads by Condition of Roads in Ende Regency (km), 2019–2021</i> .....                          | 196 |
| 8.1.4  | Jumlah Kendaraan Bermotor Menurut Jenis<br>Kendaraan di Kabupaten Ende, 2020-2022<br><i>Number of Vehicles by Its Type in Ende Regency, 2020–2022</i> .....   | 197 |
| 8.1.5  | Banyaknya Pesawat Yang Datang Melalui Bandar<br>Udara H. H Aroeoesman Dirinci Per Bulan, 2020-2022<br><i>Number of Aircraft Arrivals via Airport H. H. Aroeoesman by Month, 2020-2022</i> .....           | 198 |
| 8.1.6  | Banyaknya Pesawat Yang Berangkat Melalui Bandar<br>Udara H. H Aroeoesman Dirinci Per Bulan, 2020-2022<br><i>Number of Aircraft Departures via Airport H. H. Aroeoesman by Month, 2020-2022</i> .....      | 199 |
| 8.1.7  | Banyaknya Penumpang Yang Datang Melalui Bandar<br>Udara H. H. Aroeoesman Dirinci Per Bulan, 2020-2022<br><i>Number of Passengers Arrivals via Airport H. H. Aroeoesman by Month, 2020-2022</i> .....      | 200 |
| 8.1.8  | Banyaknya Penumpang Yang Berangkat Melalui Bandar<br>Udara H. H. Aroeoesman Dirinci Per Bulan, 2020-2022<br><i>Number of Passengers Departures via Airport H. H. Aroeoesman by Month, 2020-2022</i> ..... | 201 |
| 8.1.9  | Banyaknya Penumpang Yang Transit Melalui Bandar<br>Udara H. H. Aroeoesman Dirinci Per Bulan, 2020-2022<br><i>Number of Passengers Transit via Airport H. H. Aroeoesman by Month, 2020-2022</i> .....      | 202 |
| 8.1.10 | Volume Barang (Cargo) Yang Dibongkar Melalui Bandar   |     |

|        |   |     |
|--------|---|-----|
|        | Udara H. H. Aroeboesman Dirinci Per Bulan, 2020-2022<br><i>Cargo Unloaded via Airport H. H. Aroeboesman by Month, 2020-2022</i> .....   | 203 |
| 8.1.11 | Volume Barang (Cargo) Yang Dimuat Melalui Bandar Udara H. H. Aroeboesman Dirinci Per Bulan, 2020-2022<br><i>Cargo Loaded via Airport H. H. Aroeboesman by Month, 2020 - 2022</i> .....  | 204 |
| 8.1.12 | Volume Bagasi Yang Dibongkar Melalui Bandar Udara H. H. Aroeboesman Dirinci Per Bulan, 2020-2022<br><i>Bagage Unloaded via Airport H. H. Aroeboesman by Month, 2020-2022</i> .....  | 205 |
| 8.1.13 | Volume Bagasi Yang Dimuat Melalui Bandar Udara H. H. Aroeboesman Dirinci Per Bulan, 2020-2022<br><i>Bagage Loaded via Airport H. H. Aroeboesman by Month, 2020-2022</i> .....   | 206 |
| 8.1.14 | Banyaknya Kunjungan Kapal Penumpang Dan Barang Di Pelabuhan Ippi – Ende Dirinci Per Bulan, 2022<br><i>Number of Ship Arrivals/Departures, Passangers Embraked/Disembraked and Loaded/Unloaded at Ippi Port by Month, 2022</i> .....               | 207 |
| 8.1.15 | Banyaknya Kunjungan Kapal Penumpang Dan Barang Di Pelabuhan Ippi – Ende Menurut Jenis Pelayaran, 2022<br><i>Number of Ship Arrivals/Departures, Passangers Embraked/Disembraked and Loaded/Unloaded at Ippi Port by Type of Lines, 2022</i> ..... | 208 |
| 8.1.16 | Arus Kunjungan Kapal Laut Di Pelabuhan Ippi – Ende Menurut Jenis Pelayaran Dan Bulan, 2022<br><i>Number of Ship Arrivals/Departures at Ippi Port by Type of Lines and Month, 2022</i> .....   | 209 |
| 8.1.17 | Volume Bongkar Barang Melalui Pelabuhan Ippi– Ende Menurut Jenis Pelayaran Dan Bulan, 2022<br><i>Cargo Unloaded at Ippi Port byType of Lines and Month, 2022</i> .....  | 210 |
| 8.1.18 | Volume Muat Barang Melalui Pelabuhan Ippi– Ende Menurut Jenis Pelayaran Dan Bulan, 2022<br><i>Cargo Loaded at Ippi Port byType of Lines and Month, 2022</i> .....   | 211 |

|            |  |     |
|------------|--|-----|
| 8.1.19     | Banyaknya Penumpang Yang Datang Melalui Pelabuhan Ippi – Ende Menurut Jenis Pelayaran Dan Bulan, 2022<br><i>Number of Passengers Arrives at Ippi Port by Type of Lines and Month, 2022</i> .....                                 | 212 |
| 8.1.20     | Banyaknya Penumpang Yang Berangkat Melalui Pelabuhan Ippi – Ende Menurut Jenis Pelayaran Dan Bulan, 2022<br><i>Number of Passengers Departures at Ippi Port by Type of Lines and Month, 2022</i> .....                           | 213 |
| <b>8.2</b> | <b>KOMUNIKASI</b><br><b>COMMUNICATION</b>  |     |
| 8.2.1      | Jumlah Kantor Pos Pembantu Menurut Kecamatan di Kabupaten Ende, 2019-2022<br><i>Number of Post Offices Subsidiaries by Subdistrict in Ende Regency, 2019-2022</i> .....  | 214 |
| <b>9.</b>  | <b>PERBANKAN, KOPERASI, DAN HARGA-HARGA/</b><br><b>BANKING, COOPERATIVE, AND PRICES</b>  |     |
| 9.1        | Jumlah Koperasi Aktif Menurut Kecamatan di Kabupaten Ende, 2019–2022<br><i>Number of Active Cooperative by Subdistrict in Ende Regency, 2019–2022</i> .....  | 218 |
| 9.2        | Jumlah Koperasi Menurut Jenis Koperasi dan Kecamatan di Kabupaten Ende, 2022<br><i>Number of Cooperative by Kind of Cooperative and Subdistrict in Ende Regency, 2022</i> .....  | 219 |
| <b>10.</b> | <b>PENGELUARAN PENDUDUK/POPULATION EXPENDITURE</b>   |     |
| 10.1       | Rata-rata Pengeluaran per Kapita Sebulan Menurut Kelompok Komoditas (rupiah) di Kabupaten Ende, 2021 dan 2022<br><i>Monthly Average Expenditure per Capita by Commodity Group (rupiahs) in Ende Regency, 2021 and 2022</i> ..... | 225 |
| 10.2       | Persentase Pengeluaran per Kapita Sebulan Menurut Kelompok Komoditas di Kabupaten Ende, 2021 dan 2022<br><i>Percentage of Monthly Expenditure per Capita by Commodity Group in Ende Regency, 2021 and 2022</i> .....             | 226 |
| 10.3       | Persentase Penduduk Menurut Golongan Pengeluaran Per Kapita Sebulan di Kabupaten Ende, 2022  |     |

|            |   |     |
|------------|---|-----|
|            | <i>Percentage of Population by Per Capita Spending Group a Month in Ende Regency, 2022 .....</i>  | 227 |
| <b>11.</b> | <b>PERDAGANGAN/TRADE</b>  |     |
| 11.1       | Jumlah Pasar Menurut Kecamatan di Kabupaten Ende, 2019–2021.<br><i>Number of Traditional Market by Sub District in Ende Regency, 2019–2021 .....</i>  | 233 |
| <b>12.</b> | <b>SISTEM NERACA REGIONAL/SYSTEM OF REGIONAL ACCOUNTS</b>   |     |
| 12.1.      | Produk Domestik Regional Bruto Atas Dasar Harga Berlaku Menurut Lapangan Usaha di Kabupaten Ende (Miliar rupiah), 2018–2022<br><i>Gross Regional Domestic Product at Current Market Prices by Industry in Ende Regency (Billions rupiahs), 2018–2022 .....</i>                            | 241 |
| 12.2       | Produk Domestik Regional Bruto Atas Dasar Harga Konstan 2010 Menurut Lapangan Usaha di Kabupaten Ende (Miliar rupiah), 2018–2022<br><i>Gross Regional Domestic Product at 2010 Constant Market Prices by Industry in Ende Regency (Billions rupiahs), 2018–2022 .....</i>                 | 243 |
| 12.3       | Distribusi Persentase Produk Domestik Regional Bruto Atas Dasar Harga Berlaku Menurut Lapangan Usaha di Kabupaten Ende, 2018–2022<br><i>Percentage Distribution of Gross Regional Domestic Product at Current Market Prices by Industry in Ende Regency, 2018–2022 .....</i>              | 245 |
| 12.4       | Laju Pertumbuhan Produk Domestik Regional Bruto Atas Dasar Harga Konstan 2010 Menurut Lapangan Usaha di Kabupaten Ende (persen), 2018–2022<br><i>Growth Rate of Gross Regional Domestic Product at 2010 Constant Market Prices by Industry in Ende Regency (percent), 2018–2022 .....</i> | 247 |
| 12.5       | Produk Domestik Regional Bruto Atas Dasar Harga Berlaku Menurut Jenis Pengeluaran di Kabupaten Ende (juta rupiah), 2018–2022<br><i>Gross Regional Domestic Product at Current Market Prices by Type of Expenditure in Ende Regency (million rupiahs), 2018–2022 .....</i>                 | 249 |
| 12.6       | Produk Domestik Regional Bruto Atas Dasar Harga Konstan 2010 Menurut Jenis Pengeluaran di Kabupaten Ende (juta rupiah), 2018–2022<br><i>Gross Regional Domestic Product at 2010 Constant Market Prices by Type of Expenditure in Ende Regency (million rupiahs), 2018–2022 .....</i>      | 250 |
| <b>13.</b> | <b>PERBANDINGAN ANTAR KABUPATEN/ KOTA/ REGENCY/MUNICIPAL COMPARISON</b>   |     |



|      |   |     |
|------|---|-----|
| 13.1 | Jumlah Penduduk Menurut Kabupaten/Kota di Provinsi Nusa Tenggara Timur, 2018–2022<br><i>Population by Regency/Municipality in Nusa Tenggara Timur Province, 2018–2022</i> .....   | 256 |
| 13.2 | Laju Pertumbuhan Produk Domestik Regional Bruto Atas Dasar Harga Konstan 2010 Menurut Kabupaten/ Kota di Provinsi Nusa Tenggara Timur (persen), 2018–2022<br><i>Rate of Growth of Gross Regional Domestic Products at Constant 2010 Prices by Regency/Municipality in Nusa Tenggara Timur Province (percent), 2018–2022</i> ..... | 257 |
| 13.3 | Jumlah Penduduk Miskin Menurut Kabupaten/Kota di Provinsi Nusa Tenggara Timur (ribu), 2018–2022<br><i>Number of Poor Population by Regency/Municipality in Nusa Tenggara Timur Province (thousand), 2018–2022</i> .....   | 258 |
| 13.4 | Indeks Pembangunan Manusia Menurut Kabupaten/ Kota di Provinsi Nusa Tenggara Timur, 2018–2022<br><i>Human Development Index by Regency/Municipality in Nusa Tenggara Timur Province, 2018–2022</i> .....  | 259 |



## DAFTAR GAMBAR/LIST OF FIGURES

|      |   | Halaman<br>Page |
|------|---|-----------------|
| 1.1  | Luas Daerah menurut Kecamatan di Kabupaten Ende (%), 2022<br><i>Area of Subdistrict in Ende Regency (%), 2022 .....</i>   | 5               |
| 2.1  | Jumlah Pegawai Negeri Sipil Menurut Jenis Kelamin<br>di Kabupaten Ende (orang), 2021-2022<br><i>Total of Civil Servant by Sex in Ende Regency (person), 2021-2022.....</i>  | 16              |
| 3.1  | Piramida Penduduk di Kabupaten Ende, 2022<br><i>Population Pyramid of Ende Regency, 2022.....</i>   | 34              |
| 4.1  | Jumlah Desa/Kelurahan yang Memiliki Fasilitas Sekolah Menurut<br>Kecamatan dan Tingkat Pendidikan di Kabupaten Ende, 2020–2021<br><i>Number of Villages/Kelurahan Having Educational Facilities by Subdistrict<br/>and Educational Level in Ende Regency, 2020-2021 .....</i> | 55              |
| 5.1  | Produksi Tanaman Sayuran Menurut Jenis<br>Tanaman di Kabupaten Ende (%), 2022<br><i>Production of Vegetables by Kind of Plant in Ende Regency (%), 2022...</i>  | 130             |
| 6.1  | Jumlah Pelanggan Listrik di Kabupaten Ende, 2018–2021<br><i>Number of Electricity Customers in Ende Regency, 2018-2021 .....</i>  | 177             |
| 7.1  | Persentase Pengunjung di Danau Kelimutu, 2022.....<br><i>Percentage of Visitor at Kelimutu Lake, 2022 .....</i>   | 184             |
| 8.1  | Panjang Jalan Menurut Kondisi Jalan di Kabupaten Ende (%), 2021<br><i>Length of Roads by Condition of Roads in Ende Regency (%), 2021 .....</i>   | 193             |
| 9.1  | Jumlah Koperasi Aktif di Kabupaten Ende, 2019–2022<br><i>Number of Active Cooperative in Ende Regency, 2019–2022 .....</i>  | 217             |
| 10.1 | Persentase Pengeluaran per Kapita Sebulan Menurut<br>Kelompok Komoditas di Kabupaten Ende, 2021 dan 2022<br><i>Percentage of Monthly Expenditure per Capita by Commodity Group in Ende<br/>Regency, 2021 and 2022.....</i>  | 224             |
| 11.1 | Jumlah Pasar di Kabupaten Ende, 2019–2021 .....   | 232             |
|      | <i>Number of Traditional Market in Ende Regency,<br/>2019-2021 .....</i>  | 232             |

|      |  |     |
|------|--|-----|
| 12.1 | Distribusi Persentase Produk Domestik Regional Bruto Atas Dasar Harga Berlaku Menurut Lapangan Usaha di Kabupaten Ende, 2022<br><i>Percentage Distribution of Gross Regional Domestic Product at Current Market Prices by Industry in Ende Regency, 2022</i> ..... | 240 |
| 13.1 | Indeks Pembangunan Manusia Menurut Kabupaten/ Kota di Provinsi Nusa Tenggara Timur, 2022<br><i>Human Development Index by Regency/Municipality in Nusa Tenggara Timur Province, 2022</i> .....   | 255 |

<https://endekab.bps.go.id>

## PENJELASAN UMUM/EXPLANATORY NOTES

Tanda-tanda, satuan-satuan, dan lain-lainnya yang digunakan dalam publikasi ini adalah sebagai berikut:

*Symbols, measurement units, and acronyms which are used in this publication, are as follows:*

### 1. TANDA-TANDA/SYMBOLS

|   |       |
|---|-------|
| Data tidak tersedia/Data not available .....                      | : ... |
| Tidak ada atau nol /Null or zero .....                            | : -   |
| Data dapat diabaikan/Data negligible .....                        | : 0   |
| Tanda decimal/Decimal point .....                                 | : ,   |
| Data tidak dapat ditampilkan/Not applicable .....                 | : NA  |
| Angka estimasi/Estimated figures .....                            | : e   |
| Angka diperbaiki/Revised figures .....                            | : r   |
| Angka sementara/Preliminary figures .....                         | : x   |
| Angka sangat sementara/Very preliminary figures .....             | : xx  |
| Angka sangat sangat sementara/Very very preliminary figures ..... | : xxx |

### 2. SATUAN/UNITS

|  |   |
|--|---|
| barel/barrel .....                           | : 158,99 liter/litres = 1/6,2898 m <sup>3</sup> |
| hektar (ha)/hectare (ha) .....               | : 10 000 m <sup>2</sup>                         |
| kilometer (km)/kilometres (km) .....         | : 1 000 meter/meters (m)                        |
| knot/knot .....                              | : 1,8523 km/jam (km/hour)                       |
| kuintal/quintal .....                        | : 100 kg  |
| KWh .....                                    | : 1 000 Watt hour                               |
| MWh .....                                    | : 1 000 KWh                                     |
| liter (untuk beras)/litre (for rice) .....   | : 0,80 kg                                       |
| MMSCF .....                                  | : 1/35,3 m <sup>3</sup>                         |
| metrik ton (m.ton)/metric ton (m. ton) ..... | : 0,98421 long ton = 1 000 kg                   |
| ons/ounce .....                              | : 28,31 gram/grams                              |
| ton .....                                    | : 1 000 kg                                      |

Satuan lain: buah, dus, butir, helai/lembar, kaleng, batang, pulsa, ton kilometer (ton-km), jam, menit, persen (%).

*Other units: unit, pack, pieces, sheet, tin, pulse, ton-kilometres(ton-km), hour, minute, percent (%).*

Perbedaan angka di belakang koma disebabkan oleh pembulatan angka.

*The difference in decimal numbers is caused by rounding.*



## DAFTAR SINGKATAN/ LIST OF ABBREVIATIONS

|           |  |
|-----------|--|
| SI        | : Stasiun Iklim  |
| SIMPK     | : Stasiun Meteorologi Pertanian Khusus                                     |
| t.t       | : Tempat tidur   |
| BCG       | : Bacillus Calmette Guerin   |
| DPT       | : Difteri, Pertusis, Tetanus   |
| TT        | : Tetanus Toxoid   |
| IOT       | : Industri Obat Tradisional/ <i>Traditional Medicine Industry</i>          |
| IKOT      | : Industri Kecil Obat Tradisional/ <i>Traditional Medicine Small</i>       |
| Alkes     | : Alat kesehatan/ <i>Health Kits</i>                                       |
| PKRT      | : Perbekalan Kesehatan Rumah tangga/ <i>Household Health Logistics</i>     |
| Kompl     | : Komplemen/ <i>Complement</i>   |
| IRTP      | : Industri Pangan Produksi Rumah Tangga/ <i>Foods Home Industry</i>        |
| PBF       | : Pedagang Besar Farmasi/ <i>Pharmacy Whole-seller</i>                     |
| GFK       | : Gudang Farmasi Kab/Kota/Regency/ <i>Municipality Pharmacy Warehouse</i>  |
| RB        | : Rumah Bersalin/ <i>Delivery House</i>                                    |
| Pustu     | : Puskesmas pembantu/ <i>Auxiliary Public Health Center</i>                |
| BP        | : Balai Pengobatan/ <i>Polyclinic</i>                                      |
| TPS       | : Tempat Pembuangan Sementara / <i>landfill</i>                            |
| Jamkesmas | : Jaminan kesehatan masyarakat miskin/ <i>Poor public health insurance</i> |
| PJKMU     | : Program Jaminan Kesehatan Masyarakat Umum                                |
| SIUP      | : Surat Ijin Usaha Perdagangan/ <i>Trading Permission Letter</i>           |
| TDP       | : Tanda Daftar Perusahaan/ <i>Company Registration Identity</i>            |
| API       | : Angka Pengenal Importir/ <i>Importer's Identity Number</i>               |





## Statistik Kunci, 2020–2022 Key Statistics, 2020–2022

| Rincian/Description  | Satuan/Unit                      | 2020      | 2021      | 2022      |
|--|----------------------------------|-----------|-----------|-----------|
| (1)  | (2)                              | (3)       | (4)       | (5)       |
| <b>SOSIAL/SOCIAL</b>   |                                  |           |           |           |
| Penduduk <sup>1</sup> /Population <sup>1</sup>   | ribu/thousand                    | 270,7     | 272,0     | 273,3     |
| Laju Pertumbuhan Penduduk <sup>1</sup> /Population Growth <sup>1</sup>   | %                                | 0,37      | 1,15      | 0,59      |
| Angka Harapan Hidup <sup>1-e</sup> /Life Expectancy Rate <sup>1</sup>  | tahun/years                      | 65,29     | 65,43     | 65,76     |
| Angka Melek Huruf Usia 15+/Literacy Rate Aged 15+  | %                                | 95,89     | 98,20     | 98,12     |
| Tingkat Partisipasi Angkatan Kerja -TPAK <sup>2,3</sup><br>Labour Force Participation Rate-LFPR <sup>2,3</sup>                         | %                                | 72,22     | 77,57     | 75,53     |
| Tingkat Pengangguran Terbuka-TPT <sup>2,3</sup><br>Unemployment Rate-UR <sup>2,3</sup>   | %                                | 2,95      | 2,61      | 2,06      |
| Penduduk Miskin <sup>4</sup> /Poor People <sup>4</sup>   | ribu/thousand                    | 65,22     | 66,38     | 63,40     |
| Persentase Penduduk Miskin <sup>4</sup><br>Percentage of Poor People <sup>4</sup>  | %                                | 23,76     | 24,13     | 23,00     |
| Indeks Pembangunan Manusia-IPM <sup>5</sup><br>Human Development Index <sup>5</sup>  | –                                | 67,04     | 67,30     | 67,97     |
| <b>EKONOMI/ECONOMIC</b>  |                                  |           |           |           |
| Produk Domestik Regional Bruto (PDRB) Harga Berlaku <sup>6</sup><br>Gross Regional Domestic Bruto (GRDP) at Current Price <sup>6</sup> | miliar rupiah<br>billion rupiahs | 6 075,21  | 6 314,66  | 6 792,62  |
| Laju Pertumbuhan Ekonomi <sup>7</sup> /Economic Growth <sup>7</sup>  | %                                | -1,33     | 2,13      | 3,09      |
| PDRB Per Kapita Harga Berlaku <sup>6,8</sup><br>Per Capita of GRDP at Current Price <sup>6,8</sup>                                     | ribu rupiah<br>thousand rupiahs  | 22 455,70 | 23 215,66 | 24 831,09 |

Catatan/Notes: <sup>1</sup> Data 2020 Hasil Sensus Penduduk (SP) 2020 (September). Data 2021 dan 2022 hasil Proyeksi Interim 2020–2023 (pertengahan tahun/Juni)/The 2020 data was the result of 2020 Population Census (September). The 2021 data was the result of Interim Projection 2010–2035 (midyear/June).

<sup>2</sup> Kondisi Agustus/Condition at August

<sup>3</sup> Menggunakan penimbang hasil proyeksi penduduk survei penduduk Antar Sensus (SUPAS) 2015/Weighted by the population projection results of the Intercensal Population Survey (SUPAS) 2015

<sup>4</sup> Kondisi Maret/Condition at March

<sup>5</sup> Sejak tahun 2010, IPM dihitung dengan metode baru. Komponen IPM metode baru adalah angka harapan hidup saat lahir, harapan lama sekolah, rata-rata lama sekolah, dan pengeluaran per kapita/Since 2010, HDI was calculated using new method. New HDI component are life expectancy at birth, expected years of schooling, means years of schooling, and expenditure per capita

<sup>6</sup> Mulai tahun 2010 mengadopsi System of National Account 2008 (SNA 2008)/Since 2010 is in line with System of National Account 2008 (SNA 2008)

<sup>7</sup> Menggunakan tahun dasar 2010 (2010=100)/Using 2010 base year (2010=100)

<sup>8</sup> Menggunakan proyeksi penduduk berdasarkan hasil SP2010/Using population projection based on SP2010



BAB

1

# GEOGRAFI DAN IKLIM

LUAS KABUPATEN ENDE (Km<sup>2</sup>)

2.085,19



SUHU DAN KELEMBAPAN DI ENDE, 2022

● SUHU MAKSIMUM



37°C

● KELEMBAPAN MAKSIMUM



94%

● SUHU MINIMUM



20°C

● KELEMBAPAN MINIMUM



68%



**PENJELASAN TEKNIS****TECHNICAL NOTES**

Wilayah Kabupaten Ende terletak di bagian tengah Pulau Flores dengan batas :

*Ende Regency lies in the center of Flores Island and has the boundaries as follows :*

a. Sebelah utara berbatasan dengan Laut Flores pada 1220 50' 41" BT dan 80 54' 17" LS di Nangamboia atau 1220 BT dan 80 54' 27" LS di Ngalu Ijukate (Natural Border);

*a. In Northern part of the region borders on the Flores Sea at 1220 50' 41" in the East Longitude and 80 54' 17" in the South Latitude in Nangamboia or at 1220 in the East Longitude and 80 54' 27" in the South Latitude in Ngalu Ijukate (Natural Border);*

b. Sebelah selatan berbatasan dengan Laut Sawu pada 1210 24' 27" BT dan 80 54' 17" LS di Nangamboia atau 1220 BT dan 80 54' 27" LS di Ngalu Ijukate (Natural Border);

*b. In the Southern part of the region borders on the Sawu Sea at 1210 24' 27" in the East Longitude and 80 54' 17" in the South Latitude in Nangamboia or at 1220 in the East Longitude and 80 54' 27" in the South Latitude in Ngalu Ijukate (Natural Border);*

c. Sebelah timur berbatasan dengan Kabupaten Sikka dari pantai utara 1210 02' BT dan 80 26' 04" LS di Nangambawe ke arah tengah pada 1210 55' 44" BT dan 80 43' 44" LS di Nangamanuria ke arah pantai selatan pada 1220 BT dan 80 54' 27" LS di Ngalu Ijukate (Artificial Border);

*c. In the Eastern part of the region borders on Sikka Regency from the northern part of coast at 1210 02' in the East Longitude and at 80 26' 04" in the South Latitude in Nangambawe to ward the center at 1210 55' 44" in the East Longitude and at 80 43' 44" in the South Latitude in Nangamanuria to wards the south coast at 1220 in the East Longitude and at 80 54' 27" in the South Coast Latitude in Ngalu Ijukate (Artificial Border);*

d. Sebelah barat berbatasan dengan Kabupaten Nagekeo dari

*d. In the Western part of the region borders on Nagekeo*

pantai utara 1210 50' 41" dan 80 26' 04" LS di Nanganiohiba ke arah utara pada 1210 26' 04" BT dan 80 4' 17" LS di Sanggawangarowa ke arah pantai selatan pada 1220 24' 27" BT dan 80 54' 27" LS di Nangamboia (Artificial Border).

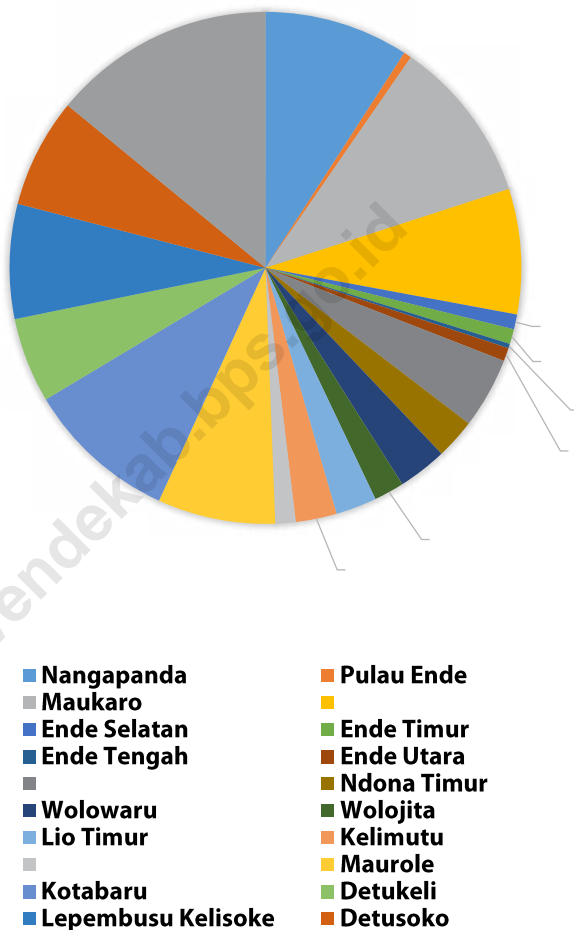
*Regency from the northern coast at 1210 50' 41" and 80 26' 04" in the South Latitude in Nanganiohiba to wards in the middle of the north at 1210 26' 04" in the East*

*Longitude and 80 4' 17" in the South Latitude in Sanggawangarowa and walking along the Nangamboia river to wards the South Coast at 1220 24' 27" in the East Longitude and 80 54' 27" in the South Latitude in Nangamboia (Artificial Border).*

2. Kabupaten Ende terdiri dari 21 Kecamatan, Kelurahan 23 dan 255 desa
2. *District Ende has 21 sub-district, and 278 Village*

**Gambar** 1.1  
**Figures**

**Luas Daerah menurut Kecamatan di Kabupaten Ende (%)**, 2022  
*Area of Subdistrict in Ende Regency (%)*, 2022



Sumber/Source : Data Dinas PUPR (Rancangan Akhir Revisi RT RW Kab Ende Tahun 2011-2031)

## 1.1 KEADAAN GEOGRAFI GEOGRAPHY CONDITION

**Tabel** 1.1.1 **Luas Daerah dan Jumlah Pulau Menurut Kecamatan di Kabupaten Ende, 2022**  
**Table** 1.1.1 **Total Area and Number of Islands by Subdistrict in Ende Regency, 2022**

| Kecamatan<br>Subdistrict | Ibukota Kecamatan<br>Capital of Subdistrict | Luas<br>Total Area<br>(km <sup>2</sup> /sq.km) |
|--------------------------|---|--|
| (1)                      | (2)   | (3)  |
| 010. Nangapanda          | Nangapanda                                  | 190,31   |
| 011. Pulau Ende          | Rendoraterua                                | 10,22  |
| 012. Maukaro             | Maukaro                                     | 216,66   |
| 020. Ende                | Nangaba                                     | 164,99   |
| 030. Ende Selatan        | Tetandara                                   | 19,57  |
| 031. Ende Timur          | Rewarangga Selatan                          | 19,63  |
| 032. Ende Tengah         | Paupire                                     | 5,75   |
| 033. Ende Utara          | Kotaraja                                    | 17,52  |
| 040. Ndonga              | Ndonga                                      | 93,52  |
| 041. Ndonga Timur        | Demulaka                                    | 52,84  |
| 050. Wolowaru            | Bokasape                                    | 64,53  |
| 051. Wolojita            | Wolojita                                    | 39,77  |
| 052. Lio Timur           | Watuneso                                    | 53,93  |
| 053. Kelimutu            | Woloara                                     | 54,03  |
| 054. Ndori               | Maubasa                                     | 26,71  |
| 060. Maurole             | Maurole                                     | 155,14   |
| 061. Kotabaru            | Kotabaru                                    | 199,70   |
| 062. Detukeli            | Watunggere                                  | 112,29   |
| 063. Lepembusu Kelisoke  | Peibenga                                    | 150,88   |
| 070. Detusoko            | Detusoko                                    | 144,27   |
| 071. Wewaria             | Welamosa                                    | 292,94   |
| <b>Kabupaten Ende</b>    | <b>Ende</b>                                 | <b>2 085,19</b>                                |



Lanjutan Tabel/*Continued Table 1.1.1*

| Kecamatan<br><i>Subdistrict</i> | Persentase terhadap Luas Kabupaten<br><i>Percentage to Regency Area</i> | Jumlah Pulau<br><i>Number of Islands</i> |
|---------------------------------|---|--|
| (1)                             | (4)   | (5)                                      |
| 010. Nangapanda                 | 9,13  | -  |
| 011. Pulau Ende                 | 0,49  | 1  |
| 012. Maukaro                    | 10,39   | 1  |
| 020. Ende                       | 7,91  | -  |
| 030. Ende Selatan               | 0,94  | -  |
| 031. Ende Timur                 | 0,94  | 1  |
| 032. Ende Tengah                | 0,28  | -  |
| 033. Ende Utara                 | 0,84  | -  |
| 040. Ndona                      | 4,48  | -  |
| 041. Ndona Timur                | 2,53  | -  |
| 050. Wolowaru                   | 3,09  | -  |
| 051. Wolojita                   | 1,91  | -  |
| 052. Lio Timur                  | 2,59  | -  |
| 053. Kelimutu                   | 2,59  | -  |
| 054. Ndori                      | 1,28  | -  |
| 060. Maurole                    | 7,44  | -  |
| 061. Kotabaru                   | 9,58  | -  |
| 062. Detukeli                   | 5,38  | -  |
| 063. Lepembusu Kelisoke         | 7,24  | -  |
| 070. Detusoko                   | 6,92  | -  |
| 071. Wewaria                    | 14,05   | -  |
| <b>Kabupaten Ende</b>           | <b>100,00</b>   | <b>3</b>                                 |

Catatan/Note: ...

Sumber/Source: Ibukota Kecamatan, Luas Kecamatan - Data Dinas PUPR (Rancangan Akhir Revisi RT RW Kab Ende Tahun 2011-2031 Persentase dan Jumlah Pulau - Hasil Olahan Badan Perencanaan Pembangunan Daerah (BAPPEDA) Kabupaten Ende

**Tabel 1.1.2** **Tinggi Wilayah dan Jarak ke Ibukota Kabupaten Menurut Kecamatan di Kabupaten Ende, 2022**  
**Altitude and Distance to the Capital of Regency by Subdistrict in Ende Regency, 2022**

| Kecamatan<br>Subdistrict | Tinggi Wilayah (mdpl)<br>Altitude (m a.s.l) | Jarak ke Ibukota Kabupaten<br>Distance to the Capital of Regency |
|--------------------------|---|--|
| (1)                      | (2)   | (3)  |
| 010. Nangapanda          | 4 758                                       | 29,00  |
| 011. Pulau Ende          | 511   | 17,87  |
| 012. Maukaro             | 4 333                                       | 97,00  |
| 020. Ende                | 3 300                                       | 9,00   |
| 030. Ende Selatan        | 652   | 1,49   |
| 031. Ende Timur          | 491   | 4,55   |
| 032. Ende Tengah         | 192   | 3,50   |
| 033. Ende Utara          | 584   | 0,02   |
| 040. Ndona               | 1 559                                       | 8,00   |
| 041. Ndona Timur         | 881   | 45,00  |
| 050. Wolowaru            | 1 076                                       | 65,00  |
| 051. Wolojita            | 568   | 72,00  |
| 052. Lio Timur           | 770   | 92,00  |
| 053. Kelimutu            | 1 081                                       | 52,00  |
| 054. Ndori               | 555   | 87,00  |
| 060. Maurole             | 3 102                                       | 84,00  |
| 061. Kotabaru            | 1 753                                       | 117,00   |
| 062. Detukeli            | 1 871                                       | 57,00  |
| 063. Lepembusu Kelisoke  | 2 155                                       | 58,00  |
| 070. Detusoko            | 2 061                                       | 33,00  |
| 071. Wewaria             | 4 882                                       | 53,00  |
| <b>Kabupaten Ende</b>    | <b>37 136</b>                               | <b>985,43</b>  |

Catatan/Note:

Sumber/Source: Tinggi Wilayah - Data Dinas PUPR (Rancangan Akhir Revisi RT RW Kab Ende Tahun 2011-2031)  
 Jarak ke Ibukota kabupaten - Data Dinas Perhubungan Kabupaten Ende

## 1.2 KEADAAN IKLIM CLIMATE CONDITION

**Tabel** 1.2.1 **Pengamatan Unsur Iklim Menurut Bulan di Pos  
Table** 1.2.1 **Pengamatan Gunung Api Iya Ende, 2022  
Observation of Climate Elements By Months at Iya Volcano  
Observation Post, 2022**

| Bulan<br>Month      | Suhu/Temperature (°C) |                      |                     | Kelembaban/Humidity (%) |                      |                     |
|---------------------|-----------------------|----------------------|---------------------|-------------------------|----------------------|---------------------|
|                     | Minimum               | Rata-rata<br>Average | Maksimum<br>Maximum | Minimum                 | Rata-rata<br>Average | Maksimum<br>Maximum |
| (1)                 | (2)                   | (3)                  | (4)                 | (5)                     | (6)                  | (7)                 |
| Januari/January     | 20                    | 28,7                 | 33                  | 72                      | 80,5                 | 89                  |
| Februari/February   | 20                    | 28,3                 | 34                  | 70                      | 82,6                 | 94                  |
| Maret/March         | 20                    | 28,6                 | 33                  | 74                      | 82,6                 | 89                  |
| April/April         | 20                    | 28,9                 | 33                  | 76                      | 82,0                 | 88                  |
| Mei/May             | 20                    | 28,9                 | 32                  | 74                      | 80,3                 | 88                  |
| Juni/June           | 20                    | 28,0                 | 32                  | 74                      | 83,1                 | 90                  |
| Juli/July           | 20                    | 26,7                 | 30                  | 74                      | 83,1                 | 92                  |
| Agustus/August      | 20                    | 28,9                 | 34                  | 68                      | 78,4                 | 88                  |
| September/September | 20                    | 29,9                 | 37                  | 70                      | 80,1                 | 86                  |
| Oktober/October     | 20                    | 30,8                 | 37                  | 72                      | 78,4                 | 84                  |
| November/November   | 20                    | 30,8                 | 37                  | 72                      | 79,8                 | 87                  |
| Desember/December   | 20                    | 31,3                 | 37                  | 70                      | 80,3                 | 85                  |

Lanjutan Tabel/*Continued Table 1.2.1*

| Bulan<br>Month      | Kecepatan Angin (m/det)<br>Wind Velocity (m/sec) |                      |                     | Tekanan Udara/Atmospheric Pressure<br>(mb) |                      |                     |
|---------------------|--|----------------------|---------------------|--|----------------------|---------------------|
|                     | Minimum  | Rata-rata<br>Average | Maksimum<br>Maximum | Minimum                                    | Rata-rata<br>Average | Maksimum<br>Maximum |
| (1)                 | (8)  | (9)                  | (10)                | (11)                                       | (12)                 | (13)                |
| Januari/January     | -  | -                    | -                   | 756  | 756,6                | 757                 |
| Februari/February   | -  | -                    | -                   | 756  | 757,0                | 758                 |
| Maret/March         | -  | -                    | -                   | 756  | 757,0                | 758                 |
| April/April         | -  | -                    | -                   | 756  | 756,0                | 756                 |
| Mei/May             | -  | -                    | -                   | 756  | 757,3                | 760                 |
| Juni/June           | -  | -                    | -                   | 756  | 757,6                | 759                 |
| Juli/July           | -  | -                    | -                   | 758  | 759,5                | 760                 |
| Agustus/August      | -  | -                    | -                   | 756  | 758,7                | 760                 |
| September/September | -  | -                    | -                   | 756  | 758,6                | 760                 |
| Oktober/October     | -  | -                    | -                   | 754  | 756,4                | 760                 |
| November/November   | -  | -                    | -                   | 753  | 756,4                | 767                 |
| Desember/December   | -  | -                    | -                   | 751  | 755,2                | 758                 |

Lanjutan Tabel/*Continued Table 1.2.1*

| Bulan<br>Month      | Jumlah Curah Hujan<br>Number of Precipitation<br>(mm) | Jumlah Hari Hujan<br>(hari)<br>Number of Rainy Days<br>(day) | Penyinaran Matahari<br>Duration of Sunshine<br>(%) |
|---------------------|---|--|--|
| (1)                 | (14)  | (15)   | (16)   |
| Januari/January     | 192,0   | 10   | -  |
| Februari/February   | 94,3  | 6  | -  |
| Maret/March         | 54,6  | 5  | -  |
| April/April         | 19,3  | 3  | -  |
| Mei/May             | 0,4   | 1  | -  |
| Juni/June           | 36,1  | 7  | -  |
| Juli/July           | -   | -  | -  |
| Agustus/August      | 6,2   | 3  | -  |
| September/September | -   | -  | -  |
| Oktober/October     | 6,3   | 3  | -  |
| November/November   | 132,61  | 9  | -  |
| Desember/December   | 26,7  | 7  | -  |

Catatan/Note: Periode Januari - Desember 2022 dominan angin berhembus kencang dari utara hingga ke barat daya  
 Sumber/Source: Pusat Vulkanologi dan Mitigasi Bencana Geologi Pos Pengamatan Gunung Api Iya/Center for Volcanology and Mitigation of Geological Disaster, Iya Volcano Observation Post



## PEMERINTAHAN

JUMLAH  
PEGAWAI NEGERI SIPIL

3.100

Perempuan



1.964

Laki-laki

## Menurut Tingkat Pendidikan

Sampai dengan SD

1  30

Sampai dengan SMP

11  25

Sampai dengan SMA

567  654

Diploma, Sarjana, Doktor

2.521



1.255



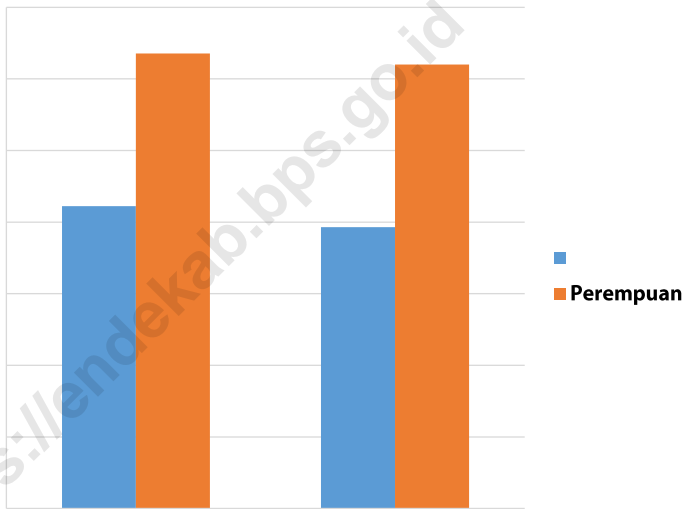


**PENJELASAN TEKNIS****TECHNICAL NOTES**

- |   |   |
|---|---|
| <p>1. Pada tahun 2022, Kabupaten Ende terdiri atas 21 Kecamatan dan 278 desa/kelurahan. Jumlah kecamatan tersebut bertambah 1 kecamatan baru dari Tahun 2010.</p>   | <p>1. <i>In 2022, Ende Regency consist of 21 districts and 278 villages. The number increased up to 1 in 2010</i></p>   |
| <p>2. PNS atau Pegawai Negeri Sipil menurut UU No. 43 tahun 1999 adalah setiap warga Negara RI yang telah memenuhi syarat yang ditentukan, diangkat oleh pejabat yang berwenang dan disertai tugas suatu jabatan negeri atau tugas Negara lainnya dan digaji berdasarkan peraturan perundang-undangan yang berlaku.</p> | <p>2. <i>PNS or civil servant according to Law no. 43 of 1999 is every Indonesia citizen which qualify the requirement, legitimate by official authorities and entrusted with task in a position or entrusted with other official task and paid based on current regulations.</i></p> |
| <p>3. Realisasi Penerimaan dan Pengeluaran Pemerintah Kabupaten adalah realisasi/perhitungan APBD Kabupaten pada tiap tahun anggaran.</p>   | <p>3. <i>Actual revenue and expenditure of Regency Government is the realization/regency budget calculations for every fiscal year.</i></p>   |

**Gambar** 2.1  
**Figures**

**Jumlah Pegawai Negeri Sipil Menurut Jenis Kelamin di Kabupaten Ende (orang), 2021-2022**  
**Total of Civil Servant by Sex in Ende Regency (person), 2021-2022**



Sumber/Source : Badan Kepegawaian dan Pengembangan SDM Kabupaten Ende

## 2.1 WILAYAH ADMINISTRATIF ADMINISTRATIVE AREA

**Tabel** 2.1.1 **Jumlah Desa<sup>1</sup>/Kelurahan Menurut Kecamatan di Kabupaten Ende, 2018–2022**  
**Table** 2.1.1 **Number of Villages<sup>1</sup>/Kelurahan by Subdistrict in Ende Regency, 2018–2022**

| Kecamatan<br>Subdistrict | 2018       | 2019       | 2020       | 2021       | 2022       |
|--------------------------|------------|------------|------------|------------|------------|
| (1)                      | (2)        | (3)        | (4)        | (5)        | (6)        |
| 010. Nangapanda          | 29         | 29         | 29         | 29         | 29         |
| 011. Pulau Ende          | 9          | 9          | 9          | 9          | 9          |
| 012. Maukaro             | 11         | 11         | 11         | 11         | 11         |
| 020. Ende                | 32         | 32         | 32         | 32         | 32         |
| 030. Ende Selatan        | 5          | 5          | 5          | 5          | 5          |
| 031. Ende Timur          | 6          | 6          | 6          | 6          | 6          |
| 032. Ende Tengah         | 4          | 4          | 4          | 4          | 4          |
| 033. Ende Utara          | 10         | 10         | 10         | 10         | 10         |
| 040. Ndona               | 14         | 14         | 14         | 14         | 14         |
| 041. Ndona Timur         | 7          | 7          | 7          | 7          | 7          |
| 050. Wolowaru            | 17         | 17         | 17         | 17         | 17         |
| 051. Wolojita            | 6          | 6          | 6          | 6          | 6          |
| 052. Lio Timur           | 13         | 13         | 13         | 13         | 13         |
| 053. Kelimutu            | 9          | 9          | 9          | 9          | 9          |
| 054. Ndori               | 10         | 10         | 10         | 10         | 10         |
| 060. Maurole             | 13         | 13         | 13         | 13         | 13         |
| 061. Kotabaru            | 13         | 13         | 13         | 13         | 13         |
| 062. Detukeli            | 13         | 13         | 13         | 13         | 13         |
| 063. Lepembusu Kelisoke  | 14         | 14         | 14         | 14         | 14         |
| 070. Detusoko            | 21         | 21         | 21         | 21         | 21         |
| 071. Wewaria             | 22         | 22         | 22         | 22         | 22         |
| <b>Kabupaten Ende</b>    | <b>278</b> | <b>278</b> | <b>278</b> | <b>278</b> | <b>278</b> |

Catatan/Note: <sup>1</sup>Termasuk Unit Permukiman Transmigrasi (UPT)/Include Transmigration Settlement Unit  
Sumber/Source: 2021 - Peraturan Badan Pusat Statistik Nomor 5 Tahun 2021 Tanggal 30 Desember 2021 tentang Perubahan Atas Peraturan Badan Pusat Statistik Nomor 1 Tahun 2021 tentang Kode dan Nama Wilayah Kerja Statistik Tahun 2021  
2022 - Kegiatan Pemutakhiran Kerangka Geospasial ST2023, Kondisi 2022 Semester 1

## 2.2 DEWAN PERWAKILAN RAKYAT DAERAH REGIONAL HOUSE OF REPRESENTATIVE

**Tabel 2.2.1** Jumlah Anggota Dewan Perwakilan Rakyat Daerah Menurut Partai Politik dan Jenis Kelamin di Kabupaten Ende, 2023  
*Number of Regional House of Representatives's Members by Political Parties and Sex in Ende Regency 2023*

| Partai Politik<br><i>Political Parties</i>     | Laki-laki<br><i>Male</i> | Perempuan<br><i>Female</i> | Jumlah<br><i>Total</i> |
|--|--------------------------|----------------------------|------------------------|
| (1)  | (2)                      | (3)                        | (4)                    |
| Partai Demokrasi Indonesia Perjuangan (PDIP)   | 3                        | 1                          | 4                      |
| Nasional Demokrat (Nasdem)                     | 3                        | 1                          | 4                      |
| Hati Nurani Rakyat (Hanura)                    | 4                        | -                          | 4                      |
| Golongan Karya (Golkar)                        | 2                        | 1                          | 3                      |
| Gerakan Indonesia Raya (Gerindra)              | 3                        | -                          | 3                      |
| Partai Solidaritas Indonesia (PSI)             | 3                        | -                          | 3                      |
| Partai Kebangkitan Bangsa (PKB)                | 2                        | -                          | 2                      |
| Partai Keadilan Sejahtera (PKS)                | 2                        | -                          | 2                      |
| Partai Demokrat                                | 2                        | -                          | 2                      |
| Partai Amanat Nasional (PAN)                   | 1                        | -                          | 1                      |
| Partai Keadilan dan Persatuan Indonesia (PKPI) | 1                        | -                          | 1                      |
| Partai Berkarya                                | 1                        | -                          | 1                      |
| <b>Kabupaten Ende</b>                          | <b>27</b>                | <b>3</b>                   | <b>30</b>              |

Catatan/Note: ...

Sumber/Source: Sekretariat DPRD Kabupaten Ende/*Secretariat of Regional House of Representative in Ende Regency*

## 2.3 SUMBER DAYA MANUSIA HUMAN RESOURCES

**Tabel 2.3.1** Jumlah Pegawai Negeri Sipil Menurut Jabatan dan Jenis Kelamin di Kabupaten Ende, Desember 2021 dan Desember 2022  
*Number of Civil Servants by Occupation and Sex in Ende Regency, December 2021 dan December 2022*

| Jabatan<br><i>Occupation</i>  | 2021                     |                            | Jumlah<br><i>Total</i> |
|---|--------------------------|----------------------------|------------------------|
|   | Laki-laki<br><i>Male</i> | Perempuan<br><i>Female</i> |                        |
| (1)   | (2)                      | (3)                        | (4)                    |
| Jabatan Pimpinan Tinggi Utama<br><i>Senior Executives</i>                           | -                        | -                          | -                      |
| Jabatan Pimpinan Tinggi Madya<br><i>Middle Executives</i>                           | -                        | -                          | -                      |
| Jabatan Pimpinan Tinggi Pratama<br><i>Junior Executives</i>                         | 33                       | 4                          | 37                     |
| Administrator/ <i>Administrator</i>   | 146                      | 55                         | 201                    |
| Pengawas/ <i>Supervisor</i>   | 168                      | 294                        | 384                    |
| Eselon V/ <i>5<sup>th</sup> Echelon</i>   | -                        | -                          | -                      |
| Jabatan Fungsional Dosen<br><i>Certain Functional Position for Lecturer</i>         | -                        | -                          | -                      |
| Jabatan Fungsional Guru<br><i>Certain Functional Position for Teacher</i>           | 584                      | 1 141                      | 1 725                  |
| Jabatan Fungsional Medis<br><i>Certain Functional Position for Medical Field</i>    | 100                      | 585                        | 685                    |
| Jabatan Fungsional Teknis<br><i>Certain Functional Position for Technical Field</i> | 171                      | 172                        | 168                    |
| Jabatan Fungsional Umum/Pelaksana<br><i>General Functional Position</i>             | 821                      | 1 015                      | 1 836                  |
| <b>Jumlah/Total</b>   | <b>2 023</b>             | <b>3 266</b>               | <b>5 289</b>           |

Lanjutan Tabel/Continued Table 2.3.1

| Jabatan<br>Occupation   | 2022              |                     | Jumlah<br>Total |
|---|-------------------|---------------------|-----------------|
|   | Laki-laki<br>Male | Perempuan<br>Female |                 |
| (1)   | (5)               | (6)                 | (7)             |
| Jabatan Pimpinan Tinggi Utama<br><i>Senior Executives</i>                           | -                 | -                   | -               |
| Jabatan Pimpinan Tinggi Madya<br><i>Middle Executives</i>                           | -                 | -                   | -               |
| Jabatan Pimpinan Tinggi Pratama<br><i>Junior Executives</i>                         | 26                | 6                   | 32              |
| Administrator/Administrator   | 101               | 39                  | 140             |
| Pengawas/Supervisor   | 227               | 157                 | 384             |
| Eselon V/5 <sup>th</sup> Echelon  | -                 | -                   | -               |
| Jabatan Fungsional Dosen<br><i>Certain Functional Position for Lecturer</i>         | -                 | -                   | -               |
| Jabatan Fungsional Guru<br><i>Certain Functional Position for Teacher</i>           | 524               | 1 075               | 1 599           |
| Jabatan Fungsional Medis<br><i>Certain Functional Position for Medical Field</i>    | 103               | 704                 | 807             |
| Jabatan Fungsional Teknis<br><i>Certain Functional Position for Technical Field</i> | 247               | 215                 | 462             |
| Jabatan Fungsional Umum/Pelaksana<br><i>General Functional Position</i>             | 736               | 904                 | 1 640           |
| <b>Jumlah/Total</b>   | <b>1 964</b>      | <b>3 100</b>        | <b>5 064</b>    |

Catatan/Note: ...

Sumber/Source: Badan Kepegawaian Negara (BKN)/National Civil Service Agency

**Tabel**  
**Table** 2.3.2

**Jumlah Pegawai Negeri Sipil Menurut Tingkat Pendidikan dan Jenis Kelamin di Kabupaten Ende, Desember 2021 dan Desember 2022**  
**Number of Civil Servants by Educational Level and Sex in Ende Regency, Desember 2021 dan Desember 2022**

| Tingkat Pendidikan<br><i>Educational Level</i>              | 2021                     |                            |                        |
|---|--------------------------|----------------------------|------------------------|
|   | Laki-laki<br><i>Male</i> | Perempuan<br><i>Female</i> | Jumlah<br><i>Total</i> |
| (1)   | (2)                      | (3)                        | (4)                    |
| Sekolah Dasar (SD)<br><i>Primary School</i>                 | 34                       | 2                          | 36                     |
| Sekolah Menengah Pertama (SMP)<br><i>Junior High School</i> | 30                       | 12                         | 42                     |
| Sekolah Menengah Atas (SMA)<br><i>Senior High School</i>    | 731                      | 673                        | 1 404                  |
| Diploma I/Akta I<br><i>Diploma I/Akta I</i>                 | 5                        | 56                         | 61                     |
| Diploma II/Akta II<br><i>Diploma II/Akta II</i>             | 70                       | 134                        | 204                    |
| Diploma III/Akta III<br><i>Diploma III/Akta III</i>         | 163                      | 652                        | 815                    |
| Diploma IV/Akta IV<br><i>Diploma IV/Akta IV</i>             | 60                       | 47                         | 107                    |
| S1/Sarjana<br><i>Under Graduate/Bachelor</i>                | 956                      | 1 548                      | 2 504                  |
| S2/Pasca Sarjana<br><i>Graduate</i>                         | 62                       | 53                         | 115                    |
| S3/Doktor/Ph.D<br><i>Post Graduate</i>                      | 1                        | -                          | 1                      |
| <b>Jumlah/Total</b>   | <b>2 112</b>             | <b>3 177</b>               | <b>5 289</b>           |

Lanjutan Tabel/*Continued Table 2.3.2*

| Tingkat Pendidikan<br><i>Educational Level</i>              | 2022                     |                            |                        |
|---|--------------------------|----------------------------|------------------------|
|   | Laki-laki<br><i>Male</i> | Perempuan<br><i>Female</i> | Jumlah<br><i>Total</i> |
| (1)   | (5)                      | (6)                        | (7)                    |
| Sekolah Dasar (SD)<br><i>Primary School</i>                 | 30                       | 1                          | 31                     |
| Sekolah Menengah Pertama (SMP)<br><i>Junior High School</i> | 25                       | 11                         | 36                     |
| Sekolah Menengah Atas (SMA)<br><i>Senior High School</i>    | 654                      | 567                        | 1 221                  |
| Diploma I/Akta I<br><i>Diploma I/Akta I</i>                 | 3                        | 22                         | 25                     |
| Diploma II/Akta II<br><i>Diploma II/Akta II</i>             | 54                       | 107                        | 161                    |
| Diploma III/Akta III<br><i>Diploma III/Akta III</i>         | 161                      | 712                        | 873                    |
| Diploma IV/Akta IV<br><i>Diploma IV/Akta IV</i>             | 55                       | 52                         | 107                    |
| S1/Sarjana<br><i>Under Graduate/Bachelor</i>                | 924                      | 1 569                      | 2 493                  |
| S2/Pasca Sarjana<br><i>Graduate</i>                         | 57                       | 59                         | 116                    |
| S3/Doktor/Ph.D<br><i>Post Graduate</i>                      | 1                        | -                          | 1                      |
| <b>Jumlah/Total</b>   | <b>1 964</b>             | <b>3 100</b>               | <b>5 064</b>           |

Catatan/Note: ...

Sumber/Source: Badan Kepegawaian Negara (BKN)/National Civil Service Agency



**Tabel**  
**Table** 2.3.3

**Jumlah Pegawai Negeri Sipil Menurut Tingkat  
Kepangkatan dan Jenis Kelamin di Kabupaten Ende,  
Desember 2021 dan Desember 2022**  
*Number of Civil Servants by Hierarchy and Sex in Ende  
Regency, Desember 2021 dan Desember 2022*

| Pangkat/Golongan/Ruang<br>Hierarchy                                 | 2021              |                     |                 |
|---|-------------------|---------------------|-----------------|
|   | Laki-laki<br>Male | Perempuan<br>Female | Jumlah<br>Total |
| (1)   | (2)               | (3)                 | (4)             |
| <b>Golongan I/Range I</b>   | <b>46</b>         | <b>4</b>            | <b>50</b>       |
| 1. I/A (Juru Muda/Junior Clerk)                                     | 2                 | -                   | 2               |
| 2. I/B (Juru Muda Tingkat I/First Class Junior Clerk)               | 10                | -                   | 10              |
| 3. I/C (Juru/Clerk)   | 14                | 2                   | 16              |
| 4. I/D (Juru Tingkat I/First Class Clerk)                           | 20                | 2                   | 22              |
| <b>Golongan II/Range II</b>   | <b>509</b>        | <b>546</b>          | <b>1 055</b>    |
| 5. II/A (Pengatur Muda/Junior Supervisor)                           | 38                | 18                  | 56              |
| 6. II/B (Pengatur Muda Tingkat I/First Class Junior Supervisor)     | 109               | 114                 | 223             |
| 7. II/C (Pengatur/Supervisor)                                       | 195               | 234                 | 429             |
| 8. II/D (Pengatur Tingkat I/First Class Supervisor)                 | 167               | 180                 | 347             |
| <b>Golongan III/Range III</b>                                       | <b>1 183</b>      | <b>2 230</b>        | <b>3 413</b>    |
| 9. III/A (Penata Muda/Junior Superintendent)                        | 236               | 458                 | 694             |
| 10. III/B (Penata Muda Tingkat I/First Class Junior Superintendent) | 295               | 666                 | 961             |
| 11. III/C (Penata/Superintendent)                                   | 295               | 555                 | 850             |
| 12. III/D (Penata Tingkat I/First Class Superintendent)             | 357               | 551                 | 908             |
| <b>Golongan IV/Range IV</b>   | <b>374</b>        | <b>397</b>          | <b>771</b>      |
| 13. IV/A (Pembina/Administrator)                                    | 272               | 356                 | 628             |
| 14. IV/B (Pembina Tingkat I/First Class Administrator)              | 78                | 38                  | 116             |
| 15. IV/C (Pembina Utama Muda/Junior Administrator)                  | 23                | 3                   | 26              |
| 16. IV/D (Pembina Utama Madya/Middle Administrator)                 | 1                 | -                   | 1               |
| 17. IV/E (Pembina Utama/Senior Administrator)                       | -                 | -                   | -               |
| <b>Jumlah/Total</b>   | <b>2 112</b>      | <b>3 177</b>        | <b>5 289</b>    |

Lanjutan Tabel/Continued Table 2.3.3

| Pangkat/Golongan/Ruang<br>Hierarchy                                 | 2022              |                     |                 |
|---|-------------------|---------------------|-----------------|
|   | Laki-laki<br>Male | Perempuan<br>Female | Jumlah<br>Total |
| (1)   | (2)               | (3)                 | (4)             |
| <b>Golongan I/Range I</b>   | <b>40</b>         | <b>3</b>            | <b>43</b>       |
| 1. I/A (Juru Muda/Junior Clerk)                                     | 1                 | -                   | 1               |
| 2. I/B (Juru Muda Tingkat I/First Class Junior Clerk)               | 3                 | -                   | 3               |
| 3. I/C (Juru/Clerk)   | 18                | 1                   | 19              |
| 4. I/D (Juru Tingkat I/First Class Clerk)                           | 18                | 2                   | 20              |
| <b>Golongan II/Range II</b>   | <b>470</b>        | <b>488</b>          | <b>958</b>      |
| 5. II/A (Pengatur Muda/Junior Supervisor)                           | 29                | 17                  | 46              |
| 6. II/B (Pengatur Muda Tingkat I/First Class Junior Supervisor)     | 81                | 77                  | 158             |
| 7. II/C (Pengatur/Supervisor)                                       | 175               | 152                 | 327             |
| 8. II/D (Pengatur Tingkat I/First Class Supervisor)                 | 185               | 242                 | 427             |
| <b>Golongan III/Range III</b>                                       | <b>1 134</b>      | <b>2 257</b>        | <b>3 391</b>    |
| 9. III/A (Penata Muda/Junior Superintendent)                        | 216               | 406                 | 622             |
| 10. III/B (Penata Muda Tingkat I/First Class Junior Superintendent) | 265               | 562                 | 827             |
| 11. III/C (Penata/Superintendent)                                   | 273               | 534                 | 807             |
| 12. III/D (Penata Tingkat I/First Class Superintendent)             | 380               | 755                 | 1 135           |
| <b>Golongan IV/Range IV</b>   | <b>320</b>        | <b>352</b>          | <b>672</b>      |
| 13. IV/A (Pembina/Administrator)                                    | 230               | 299                 | 529             |
| 14. IV/B (Pembina Tingkat I/First Class Administrator)              | 72                | 49                  | 121             |
| 15. IV/C (Pembina Utama Muda/Junior Administrator)                  | 17                | 4                   | 21              |
| 16. IV/D (Pembina Utama Madya/Middle Administrator)                 | 1                 | -                   | 1               |
| 17. IV/E (Pembina Utama/Senior Administrator)                       | -                 | -                   | -               |
| <b>Jumlah/Total</b>   | <b>1 964</b>      | <b>3 100</b>        | <b>5 064</b>    |

Sumber/Source: Badan Kepegawaian Negara (BKN)/National Civil Service Agency

## 2.4 KEUANGAN PEMERINTAH GOVERNMENT FINANCE

**Tabel 2.4.1** Realisasi Pendapatan Pemerintah Kabupaten Ende Menurut Jenis Pendapatan (ribu rupiah), 2018–2021  
*Table 2.4.1 Actual Ende Regency Government Revenues by Kind of Revenues (thousand rupiahs), 2017–2020*

| Jenis Pendapatan/Kind of Revenues  | 2017                 | 2018                 |
|--|----------------------|----------------------|
| (1)  | (2)                  | (3)                  |
| <b>1. Pendapatan Asli Daerah (PAD)/Regional Revenue</b>  | 95 236 246           | 61 247 211           |
| 1.1 Pajak Daerah/Regional Tax  | 12 377 234           | 11 191 676           |
| 1.2 Retribusi Daerah/Regional Retribution  | 3 914 594            | 4 008 757            |
| 1.3 Hasil Perusahaan Milik Daerah dan Pengelolaan Kekayaan Daerah yang Dipisahkan/Regional-Owned Company Revenue and Separated Management of Regional Wealth | 3 069 866            | 3 356 330            |
| 1.4 Lain-lain PAD yang Sah/Other Regional Revenue  | 75 874 552           | 42 690 448           |
| <b>2. Dana Perimbangan/Balance Funds</b>   | 782 964 346          | 814 101 127          |
| 2.1 Bagi Hasil Pajak/Tax Sharing Revenue   | 12 413 883           | 8 980 003            |
| 2.2 Bagi Hasil Bukan Pajak/Sumber Daya Alam/Non-Tax Sharing Revenue/Natural Resources  | 2 846 104            | 1 132 256            |
| 2.3 Dana Alokasi Umum/General Allocation Fund  | 616 547 687          | 621 873 578          |
| 2.4 Dana Alokasi Khusus/Special Allocation Fund  | 151 156 671          | 182 115 290          |
| <b>3. Lain-lain Pendapatan yang Sah/Other Revenue</b>  | 225 799 972          | 221 546 337          |
| 3.1 Pendapatan Hibah/Grant   | -                    | 24 288 011           |
| 3.2 Dana Darurat/Emergency Fund  | -                    | -                    |
| 3.3 Dana Bagi Hasil Pajak dari Provinsi dan Pemerintah Daerah Lainnya/Tax Sharing Revenue from Provincial and Other Regional Governments                     | 22 173 940           | 22 001 206           |
| 3.4 Dana Penyesuaian dan Otonomi Daerah/Regional Adjustment and Autonomy Fund  | 188 626 031          | 175 257 120          |
| 3.5 Bantuan Keuangan dari Provinsi atau Pemerintah Daerah Lainnya/Financial Assistance from Provincial or Other Regional Governments                         | -                    | -                    |
| 3.6 Lainnya/Others   | 15 000 000           | -                    |
| <b>Jumlah/Total</b>  | <b>1 104 000 563</b> | <b>1 096 894 675</b> |

Lanjutan Tabel/*Continued Table 2.4.1*

| Jenis Pendapatan/ <i>Kind of Revenues</i>  | 2019                 | 2020                 |
|--|----------------------|----------------------|
| (1)  | (4)                  | (5)                  |
| <b>1. Pendapatan Asli Daerah (PAD)/<i>Regional Revenue</i></b>   | 70 076 220           | 93 974 548           |
| 1.1 Pajak Daerah/ <i>Regional Tax</i>  | 13 382 718           | 15 835 679           |
| 1.2 Retribusi Daerah/ <i>Regional Retribution</i>  | 4 450 713            | 4 355 958            |
| 1.3 Hasil Perusahaan Milik Daerah dan Pengelolaan Kekayaan Daerah yang Dipisahkan/ <i>Regional-Owned Company Revenue and Separated Management of Regional Wealth</i> | 3 878 964            | 3 919 495            |
| 1.4 Lain-lain PAD yang Sah/ <i>Other Regional Revenue</i>  | 48 363 824           | 69 863 415           |
| <b>2. Dana Perimbangan/<i>Balance Funds</i></b>  | 934 172 846          | 819 926 390          |
| 2.1 Bagi Hasil Pajak/ <i>Tax Sharing Revenue</i>   | 6 313 949            | 9 561 817            |
| 2.2 Bagi Hasil Bukan Pajak/Sumber Daya Alam/ <i>Non-Tax Sharing Revenue/Natural Resources</i>  | 941 038              | 1 340 857            |
| 2.3 Dana Alokasi Umum/ <i>General Allocation Fund</i>  | 654 994 752          | 592 619 007          |
| 2.4 Dana Alokasi Khusus/ <i>Special Allocation Fund</i>  | 271 923 106          | 216 404 709          |
| <b>3. Lain-lain Pendapatan yang Sah/<i>Other Revenue</i></b>   | 253 408 014          | 268 365 973          |
| 3.1 Pendapatan Hibah/ <i>Grant</i>   | 30 674 544           | 29 608 130           |
| 3.2 Dana Darurat/ <i>Emergency Fund</i>  | -                    | -                    |
| 3.3 Dana Bagi Hasil Pajak dari Provinsi dan Pemerintah Daerah Lainnya/ <i>Tax Sharing Revenue from Provincial and Other Regional Governments</i>                     | 24 453 241           | 23 352 416           |
| 3.4 Dana Penyesuaian dan Otonomi Daerah/ <i>Regional Adjustment and Autonomy Fund</i>  | -                    | 14 940 590           |
| 3.5 Bantuan Keuangan dari Provinsi atau Pemerintah Daerah Lainnya/ <i>Financial Assistance from Provincial or Other Regional Governments</i>                         | -                    | -                    |
| 3.6 Lainnya/ <i>Others</i>   | 198 280 230          | 200 464 836          |
| <b>Jumlah/<i>Total</i></b>   | <b>1 257 657 080</b> | <b>1 182 266 910</b> |

Catatan/*Note*: ...Sumber/*Source*: Badan Pengelola Keuangan dan Aset Daerah Kabupaten Ende/*Regional Agency of Financial and Asset Management*

**Tabel**  
**Table** 2.4.2

**Realisasi Belanja Pemerintah Kabupaten Ende Menurut  
Jenis Belanja (ribu rupiah), 2018–2021**  
*Actual Ende Regency Government Expenditures by Kind of  
Expenditures (thousand rupiahs), 2018–2021*

| Jenis Pendapatan<br><i>Kind of Revenues</i>                         | 2017                 | 2018                 |
|---|----------------------|----------------------|
| (1)   | (2)                  | (3)                  |
| <b>1. Belanja Tidak Langsung/<i>Indirect Expenditures</i></b>       | 745 542 748          | 749 994 122          |
| 1.1 Belanja Pegawai/ <i>Personnel Expenditures</i>                  | 465 011 733          | 465 112 039          |
| 1.2 Belanja Bunga/ <i>Interest Expenditures</i>                     | -                    | -                    |
| 1.3 Belanja Subsidi/ <i>Subsidies Expenditures</i>                  | -                    | -                    |
| 1.4 Belanja Hibah/ <i>Grant Expenditures</i>                        | 18 069 200           | 42 861 200           |
| 1.5 Belanja Bantuan Sosial/ <i>Social Aid Expenditures</i>          | 49 000               | 79 200               |
| 1.6 Belanja Bagi Hasil/ <i>Sharing Fund Expenditure</i>             | -                    | 241 691 682          |
| 1.7 Belanja Bantuan Keuangan/ <i>Financial Aids Expenditures</i>    | 261 894 815          | -                    |
| 1.8 Belanja Tidak Terduga/ <i>Unpredicted Expenditures</i>          | 518 000              | 250 000              |
| <b>2. Belanja Langsung/<i>Direct Expenditures</i></b>               | 447 235 645          | 356 528 082          |
| 2.1 Belanja Pegawai/ <i>Personnel Expenditures</i>                  | 33 170 036           | 42 069 155           |
| 2.2 Belanja Barang dan Jasa/ <i>Goods and Services Expenditures</i> | 183 883 232          | 163 567 947          |
| 2.3 Belanja Modal/ <i>Capital Expenditure</i>                       | 230 182 376          | 150 890 980          |
| <b>Jumlah/<i>Total</i></b>  | <b>1 192 778 392</b> | <b>1 106 522 203</b> |

Lanjutan Tabel/*Continued Table 2.4.2*

| Jenis Pendapatan<br><i>Kind of Revenues</i>                         | 2019                 | 2020                 |
|---|----------------------|----------------------|
| (1)   | (4)                  | (5)                  |
| <b>1. Belanja Tidak Langsung/<i>Indirect Expenditures</i></b>       | 754 185 923          | 768 270 470          |
| 1.1 Belanja Pegawai/ <i>Personnel Expenditures</i>                  | 473 984 335          | 473 012 902          |
| 1.2 Belanja Bunga/ <i>Interest Expenditures</i>                     | -                    | -                    |
| 1.3 Belanja Subsidi/ <i>Subsidies Expenditures</i>                  | -                    | -                    |
| 1.4 Belanja Hibah/ <i>Grant Expenditures</i>                        | 9 714 700            | 18 390 376           |
| 1.5 Belanja Bantuan Sosial/ <i>Social Aid Expenditures</i>          | 2 622 865            | 4 395 250            |
| 1.6 Belanja Bagi Hasil/ <i>Sharing Fund Expenditure</i>             | -                    | -                    |
| 1.7 Belanja Bantuan Keuangan/ <i>Financial Aids Expenditures</i>    | 267 826 823          | 260 225 176          |
| 1.8 Belanja Tidak Terduga/ <i>Unpredicted Expenditures</i>          | 37 200               | 12 246 766           |
| <b>2. Belanja Langsung/<i>Direct Expenditures</i></b>               | 474 389 799          | 439 586 753          |
| 2.1 Belanja Pegawai/ <i>Personnel Expenditures</i>                  | 36 880 167           | 42 191 660           |
| 2.2 Belanja Barang dan Jasa/ <i>Goods and Services Expenditures</i> | 190 091 446          | 210 001 755          |
| 2.3 Belanja Modal/ <i>Capital Expenditure</i>                       | 247 418 187          | 187 393 338          |
| <b>Jumlah/<i>Total</i></b>  | <b>1 228 575 723</b> | <b>1 207 857 223</b> |

Catatan/*Note*: ...Sumber/*Source*: Badan Pengelola Keuangan dan Aset Daerah Kabupaten Ende/*Regional Agency of Financial and Asset Management*

BAB

3

## PENDUDUK & KETENAGAKERJAAN

**Kepadatan  
Penduduk (per km<sup>2</sup>)**

**131,19**

Terdapat 131  
hingga 132 penduduk  
setiap 1 km<sup>2</sup> di  
Kabupaten Ende

**Rasio  
Jenis Kelamin**

**95,80**

Terdapat 96 Laki-Laki  
untuk setiap 100  
Perempuan di  
Kabupaten Ende







**PENJELASAN TEKNIS**

**TECHNICAL NOTES**

1. Sumber utama data kependudukan adalah Sensus Penduduk yang dilaksanakan setiapsepuluh tahunsekali. Sensus Penduduk telah dilaksanakan sebanyak tujuh kali sejak Indonesia merdeka yaitu tahun 1961, 1971, 1980, 1990, 2000, 2010 dan 2020. Dalam Publikasi ini, data hasil SP2020 yang disajikan merupakan angka final.

Di dalam sensus penduduk pencacahan dilakukan terhadap seluruh penduduk yang berdomisili diwilayah teritorial Indonesia termasuk warga Negara Asing kecuali anggota Korps Diplomatik Negara sahabat beserta keluarganya.

Metode pengumpulan data dalam sensus dilakukan dengan wawancara antara petugas sensus dengan responden. Cara pencacahan yang dipakai dalam sensus penduduk menggunakan konsep usual residence yaitu konsep dimana penduduk biasa bertempat tinggal tetap dicacah dimana mereka biasa tinggal, sedangkan untuk penduduk yang tidak bertempat tinggal tetap dicacah dimana tempat mereka ditemukan petugas sensus biasanya pada malam 'Hari Sensus' termasuk penduduk yang tidak bertempat tinggal

1. *The main source of demographic data is population Census, which is conducted every ten years. Population Census has been conducted six times since Indonesia's independence: 1961, 1971, 1980, 1990, 2000 and 2010. In this publication, the result of the 2010 Population Census the final Report.*

*The population census enumerates all residents domicile in the entire territory of Republic of Indonesia including foreign citizenship except the diplomatic corps members and their families.*

*Data were collected by interviewing respondents in with using usual residence applied, in the 2000 Population Census was known as de jure and the facto approaches. De jure was applied to the permanent residents, while de facto was applied to non-permanent residents. The permanent residents were enumerated in place where they normally live, the non permanent residents were enumerated where they were found by the enumerators, usually on the night of 'Census Day'. The non permanent residents include homeless people, ship crew, boat*

tetap adalah tuna wisma, awak kapal berbendera Indonesia, penghuni perahu/ rumah apung, masyarakat terpencil/terasing dan pengungsi. Bagi mereka yang mempunyai tempat tinggal tetap, tetapi sedang bertugas diluar wilayah lebih dari enam bulan tidak dicacah ditempat tinggalnya. Sebaliknya, seorang atau keluarga menempati suatu bangunan belum mencapai enam bulan tetapi bermaksud menetap disana dicacah di tempat tersebut.

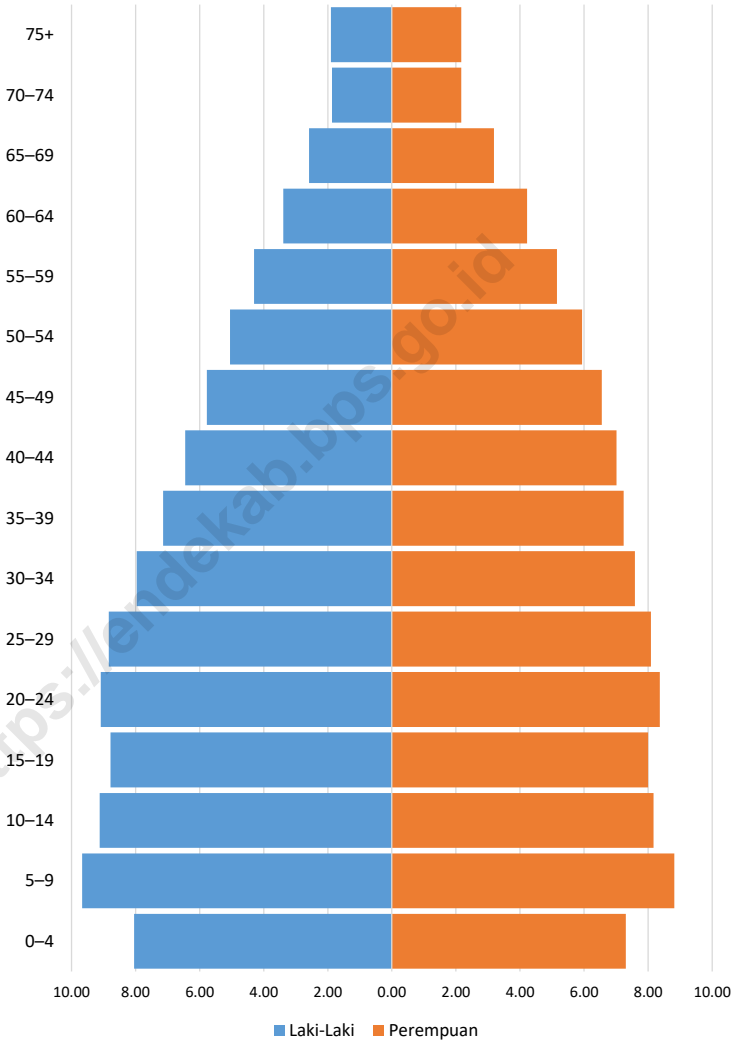
*people, remote area community and internally displaced persons. For those who had permanent residence but had been away from their former home for six months or more were not enumerated in their permanent places. In contrast, someone or a family who moved to another place less than six months but intended to settle there, was enumerated in that place.*

2. Penduduk Indonesia adalah semua orang yang berdomisili di wilayah teritorial Republik Indonesia.
3. Rata-rata Pertumbuhan Penduduk adalah angka yang menunjukkan tingkat pertumbuhan penduduk per tahun dalam jangka waktu tertentu.
4. Kepadatan penduduk adalah banyaknya penduduk per km persegi.
5. Rasio Jenis kelamin adalah perbandingan antara banyaknya penduduk laki-laki dengan banyaknya penduduk perempuan pada suatu daerah dan waktu tertentu. Biasanya dinyatakan dengan banyaknya penduduk laki-laki untuk 100 penduduk perempuan.

2. *Indonesian Population are all residents of the entire territory of Republic of Indonesia.*
3. *Average growth of population is the annual population growth rate over a certain period.*
4. *Population density is number of people per square kilometer.*
5. *Sex Ratio is the ratio of the number of males to the number of females in a given area and time, usually expressed as the number of males for every 100 females.*

- |   |  |
|---|--|
| <p>6. Rumah Tangga adalah seseorang atau sekelompok orang yang biasanya tinggal bersama dalam suatu bangunan serta pengelolaan makanan dari satu dapur. Satu rumah tangga dapat terdiri dari hanya satu anggota rumah tangga. Yang dimaksud makan dari satu dapur adalah jika pengurusan kebutuhan sehari-harinya dikelola bersama-sama menjadi satu.</p> | <p>6. <i>Household is a group of person who usually live together in a building or housing unit who make common provision for food and other essentials of living. One household could consist of only one household member. Common provision for food means one organising daily needs for all of household members</i></p> |
| <p>7. Anggota Rumah Tangga adalah semua orang yang biasanya bertempat tinggal dalam suatu rumah tangga, baik yang berada dirumah pada waktu pencacahan maupun yang sementara tidak ada.</p>   | <p>7. <i>Household member is a person who usually lives in a household regardless of their location at the time of enumeration.</i></p>  |
| <p>8. Rata-rata Anggota Rumah tangga adalah angka yang menunjukkan rata-rata jumlah anggota rumah tangga per rumah tangga.</p>  | <p>8. <i>Average household size is the average number of household members per household.</i></p>  |

**Gambar 3.1** Piramida Penduduk di Kabupaten Ende, 2022  
**Figures 3.1** Population Pyramid of Ende Regency, 2022



Sumber/Source : Proyeksi Penduduk Interim tahun 2020-2023 (Pertengahan Tahun/Juni)

### 3.1 PENDUDUK POPULATION

**Tabel 3.1.1** Penduduk, Laju Pertumbuhan Penduduk, Distribusi Persentase Penduduk, Kepadatan Penduduk, Rasio Jenis Kelamin Penduduk Menurut Kecamatan di Kabupaten Ende, 2022  
*Population, Population Growth Rate, Percentage Distribution of Population, Population Density, and Population Sex Ratio by Subdistrict in Ende Regency, 2022*

| Kecamatan<br>Subdistrict | Penduduk<br>Population | Laju Pertumbuhan Penduduk per<br>Tahun 2020–2022<br>Annual Population Growth Rate (%)<br>2020–2022 |
|--------------------------|------------------------|--|
| (1)                      | (2)                    | (3)  |
| 010. Nangapanda          | 23 114                 | 1,22   |
| 011. Pulau Ende          | 8 672                  | 0,88   |
| 012. Maukaro             | 7 824                  | 0,91   |
| 020. Ende                | 17 553                 | 1,22   |
| 030. Ende Selatan        | 25 966                 | 0,66   |
| 031. Ende Timur          | 19 486                 | -0,04  |
| 032. Ende Tengah         | 23 837                 | -0,04  |
| 033. Ende Utara          | 18 310                 | 0,07   |
| 040. Ndonga              | 13 947                 | 0,93   |
| 041. Ndonga Timur        | 5 041                  | -0,04  |
| 050. Wolowaru            | 16 370                 | 0,13   |
| 051. Wolojita            | 6 274                  | 0,06   |
| 052. Lio Timur           | 8 020                  | 0,81   |
| 053. Kelimutu            | 7 087                  | 0,68   |
| 054. Ndori               | 5 831                  | 1,02   |
| 060. Maurole             | 11 638                 | 0,14   |
| 061. Kotabaru            | 10 465                 | 0,28   |
| 062. Detukeli            | 6 820                  | 0,55   |
| 063. Lepembusu Kelisoke  | 5 372                  | 0,06   |
| 070. Detusoko            | 14 328                 | 0,72   |
| 071. Wewaria             | 17 598                 | 0,50   |
| <b>Kabupaten Ende</b>    | <b>273 553</b>         | <b>0,59</b>  |

Lanjutan Tabel/Continued Table 3.1.1

| Kecamatan<br>Subdistrict | Persentase Penduduk<br>Percentage of Total Population | Kepadatan Penduduk per km <sup>2</sup><br>Population Density per sq.km |
|--------------------------|---|--|
| (1)                      | (4)   | (5)  |
| 010. Nangapanda          | 8,39  | 121,45   |
| 011. Pulau Ende          | 3,16  | 848,94   |
| 012. Maukaro             | 2,85  | 36,11  |
| 020. Ende                | 6,37  | 106,39   |
| 030. Ende Selatan        | 9,48  | 1 326,83   |
| 031. Ende Timur          | 7,16  | 992,56   |
| 032. Ende Tengah         | 8,76  | 4 149,17   |
| 033. Ende Utara          | 6,72  | 1 045,35   |
| 040. Ndonga              | 5,08  | 149,13   |
| 041. Ndonga Timur        | 1,85  | 95,40  |
| 050. Wolowaru            | 6,01  | 253,68   |
| 051. Wolojita            | 2,30  | 157,77   |
| 052. Lio Timur           | 2,92  | 148,71   |
| 053. Kelimutu            | 2,59  | 131,16   |
| 054. Ndori               | 2,12  | 218,31   |
| 060. Maurole             | 4,27  | 75,02  |
| 061. Kotabaru            | 3,83  | 52,40  |
| 062. Detukeli            | 2,49  | 60,74  |
| 063. Lepembusu Kelisoke  | 1,97  | 35,60  |
| 070. Detusoko            | 5,23  | 99,31  |
| 071. Wewaria             | 6,43  | 60,07  |
| <b>Kabupaten Ende</b>    | <b>100,00</b>   | <b>131,19</b>  |

Lanjutan Tabel/*Continued Table* 3.1.1

| Kecamatan<br><i>Subdistrict</i> | Rasio Jenis Kelamin Penduduk<br><i>Population Sex Ratio</i> |
|---------------------------------|---|
| (1)                             | (6)   |
| 010. Nangapanda                 | ...   |
| 011. Pulau Ende                 | ...   |
| 012. Maukaro                    | ...   |
| 020. Ende                       | ...   |
| 030. Ende Selatan               | ...   |
| 031. Ende Timur                 | ...   |
| 032. Ende Tengah                | ...   |
| 033. Ende Utara                 | ...   |
| 040. Ndona                      | ...   |
| 041. Ndona Timur                | ...   |
| 050. Wolowaru                   | ...   |
| 051. Wolojita                   | ...   |
| 052. Lio Timur                  | ...   |
| 053. Kelimutu                   | ...   |
| 054. Ndori                      | ...   |
| 060. Maurole                    | ...   |
| 061. Kotabaru                   | ...   |
| 062. Detukeli                   | ...   |
| 063. Lepembusu Kelisoke         | ...   |
| 070. Detusoko                   | ...   |
| 071. Wewaria                    | ...   |
| <b>Kabupaten Ende</b>           | <b>95,80</b>  |

Catatan/*Note*: ...

Sumber/*Source*: Proyeksi Penduduk Interim tahun 2020 - 2023 (Pertengahan Tahun/Juni)

**Tabel** 3.1.2 **Jumlah Penduduk Menurut Kelompok Umur dan Jenis Kelamin di Kabupaten Ende, 2022**  
**Table** 3.1.2 **Population by Age Groups and Sex in Ende Regency, 2022**

| Kelompok Umur<br>Age Groups | Jenis Kelamin/Sex |                     |                 |
|-----------------------------|-------------------|---------------------|-----------------|
|                             | Laki-Laki<br>Male | Perempuan<br>Female | Jumlah<br>Total |
| (1)                         | (2)               | (3)                 | (4)             |
| 0–4                         | 10 773            | 10 206              | 20 979          |
| 5–9                         | 12 947            | 12 325              | 25 272          |
| 10–14                       | 12 213            | 11 419              | 23 632          |
| 15–19                       | 11 759            | 11 183              | 22 942          |
| 20–24                       | 12 165            | 11 692              | 23 857          |
| 25–29                       | 11 832            | 11 304              | 23 136          |
| 30–34                       | 10 668            | 10 600              | 21 268          |
| 35–39                       | 9 558             | 10 110              | 19 668          |
| 40–44                       | 8 635             | 9 800               | 18 435          |
| 45–49                       | 7 731             | 9 158               | 16 889          |
| 50–54                       | 6 766             | 8 299               | 15 065          |
| 55–59                       | 5 761             | 7 205               | 12 966          |
| 60–64                       | 4 534             | 5 897               | 10 431          |
| 65–69                       | 3 460             | 4 455               | 7 915           |
| 70–74                       | 2 504             | 3 027               | 5 531           |
| 75+                         | 2 542             | 3 025               | 5 567           |
| <b>Kabupaten Ende</b>       | <b>133 848</b>    | <b>139 705</b>      | <b>273 553</b>  |

Catatan/Note: ...

Sumber/Source: Proyeksi Penduduk Interim tahun 2020 - 2023 (Pertengahan Tahun/Juni)



### 3.2 KETENAGAKERJAAN EMPLOYMENT

**Tabel 3.2.1** Jumlah Penduduk Berumur 15 Tahun Keatas Menurut Jenis Kegiatan Selama Seminggu yang Lalu dan Jenis Kelamin di Kabupaten Ende, 2022  
*Population Aged 15 Years and Over by Type of Activity During The Previous Week and Sex in Ende Regency, 2022*

| Kegiatan Utama<br><i>Main Activity</i>                       | Jenis Kelamin/Sex        |                            |                        |
|--|--------------------------|----------------------------|------------------------|
|  | Laki-Laki<br><i>Male</i> | Perempuan<br><i>Female</i> | Jumlah<br><i>Total</i> |
| (1)  | (2)                      | (3)                        | (4)                    |
| <b>I. Angkatan Kerja/<i>Economically Active</i></b>          | 77 222                   | 77 842                     | 155 064                |
| 1. Bekerja/ <i>Working</i>                                   | 75 595                   | 76 276                     | 151 871                |
| 2. Pengangguran Terbuka/ <i>Unemployment</i>                 | 1 627                    | 1 566                      | 3 193                  |
| <b>II. Bukan Angkatan Kerja/<i>Economically Inactive</i></b> | 17 267                   | 32 958                     | 50 225                 |
| 1. Sekolah/ <i>Attending School</i>                          | 8 610                    | 8 555                      | 17 165                 |
| 2. Mengurus Rumah Tangga/ <i>Housekeeping</i>                | 3 331                    | 20 820                     | 24 151                 |
| 3. Lainnya/ <i>Others</i>                                    | 5 326                    | 3 583                      | 8 909                  |
| <b>Jumlah/<i>Total</i></b>                                   | 94 489                   | 110 800                    | 205 289                |

Catatan/Note:

Sumber/Source: BPS, Survei Angkatan Kerja Nasional (Sakernas) Agustus/BPS-Statistics Indonesia, August National Labor Force Survey

**Tabel**  
**Table** 3.2.2

**Penduduk Berumur 15 Tahun ke Atas Menurut Pendidikan Tertinggi yang Ditamatkan dan Jenis Kegiatan Selama Seminggu yang Lalu di Kabupaten Ende, 2022**  
*Population 15 Years of Age and Over by Educational Attainment and Type of Activity During the Previous Week in Ende Regency, 2022*

| Pendidikan Tertinggi yang Ditamatkan<br><i>Educational Attainment</i> | Angkatan Kerja/ <i>Economically Active</i> |  |  | Persentase Bekerja terhadap Angkatan Kerja<br><i>Percentage of Working to Economically Active</i> |
|---|--|--|--|---|
|   | Bekerja<br><i>Working</i>                  | Pengangguran <sup>1</sup><br><i>Unemployment<sup>1</sup></i> | Jumlah Angkatan Kerja<br><i>Total of Economically Active</i> |   |
| (1)   | (2)  | (3)  | (4)  | (5)   |
| ≤ Sekolah Dasar (SD)<br><i>≤ Primary School</i>                       | 68 819                                     | NA   | 69 101   | 99,59   |
| Sekolah Menengah Pertama/<br><i>Junior High School</i>                | 20 184                                     | NA   | 20 338   | 99,24   |
| Sekolah Menengah Atas/<br><i>Senior High School</i>                   | 41 332                                     | NA   | 43 315   | 95,42   |
| Perguruan Tinggi/<br><i>Collage</i>                                   | 21 536                                     | NA   | 22 310   | 96,53   |
| <b>Jumlah/Total</b>   | <b>151 871</b>                             | <b>3 193</b>   | <b>155 064</b>   | <b>97,94</b>  |

Lanjutan Tabel/*Continued Table 3.2.2*

| Pendidikan Tertinggi yang Ditamatkan<br><i>Educational Attainment</i> | Bukan Angkatan Kerja<br><i>Not Economically Active</i> | Jumlah Total   | Persentase Angkatan Kerja terhadap Penduduk Usia Kerja<br><i>Percentage of Economically Active to Working Age Population</i> |
|---|--|----------------|--|
| (1)   | (6)  | (7)            | (8)  |
| ≤ Sekolah Dasar (SD)<br><i>≤ Primary School</i>                       | 18 974   | 88 075         | 78,46  |
| Sekolah Menengah Pertama/<br><i>Junior High School</i>                | 16 021   | 36 359         | 55,94  |
| Sekolah Menengah Atas/<br><i>Senior High School</i>                   | 12 990   | 56 305         | 76,93  |
| Perguruan Tinggi/<br><i>Collage</i>                                   | 2 240  | 24 550         | 90,88  |
| <b>Jumlah/Total</b>   | <b>50 225</b>  | <b>205 289</b> | <b>75,53</b>   |

Catatan/Note: <sup>1</sup> 1. Mencari pekerjaan/*Looking for work*  
 2. Mempersiapkan usaha/*Establishing a new business/firm*  
 3. Merasa tidak mungkin mendapat pekerjaan/*Hopeless of job*  
 4. Sudah punya pekerjaan tetapi belum mulai bekerja/*Have a job in future start*

Sumber/Source: BPS, Survei Angkatan Kerja Nasional (Sakernas) Agustus/BPS-Statistics Indonesia, August National Labor Force Survey

**Tabel** 3.2.3  
**Table**

**Penduduk Berumur 15 Tahun Ke Atas yang Bekerja Selama Seminggu yang Lalu Menurut Status Pekerjaan Utama dan Jenis Kelamin di Kabupaten Ende, 2022**  
**Population 15 Years of Age and Over who Worked During The Previous Week by Main Employment Status and Sex in Ende Regency, 2022**

| <b>Status Pekerjaan Utama</b><br><b>Main Employment Status</b>   | <b>Laki-Laki</b><br><b>Male</b> | <b>Perempuan</b><br><b>Female</b> | <b>Jumlah</b><br><b>Total</b> |
|--|---------------------------------|-----------------------------------|-------------------------------|
| (1)  | (2)                             | (3)                               | (4)                           |
| Berusaha sendiri<br><i>Own account worker</i>  | 16 548                          | 19 698                            | 36 246                        |
| Berusaha dibantu buruh tidak tetap/buruh tidak dibayar<br><i>Employer assisted by temporary worker/unpaid worker</i> | 22 647                          | 10 274                            | 32 921                        |
| Berusaha dibantu buruh tetap/buruh dibayar<br><i>Employer assisted by permanent worker/paid worker</i>               | 1 625                           | NA                                | 1 625                         |
| Buruh/Karyawan/Pegawai/ <i>Employee</i>  | 19 343                          | 13 834                            | 33 177                        |
| Pekerja bebas<br><i>Casual worker</i>  | 402                             | NA                                | 402                           |
| Pekerja keluarga/tak dibayar<br><i>Family worker/unpaid worker</i>   | 3 953                           | 224                               | 4 177                         |
| <b>Jumlah/Total</b>  | <b>11 077</b>                   | <b>32 246</b>                     | <b>43 323</b>                 |

Catatan/Note: ...

Sumber/Source: BPS, Survei Angkatan Kerja Nasional (Sakernas) Agustus/BPS-Statistics Indonesia, August National Labor Force Survey

**Tabel**  
**Table** 3.2.4

**Penduduk Berumur 15 Tahun ke Atas Menurut Kelompok Umur dan Jenis Kelamin Selama Seminggu yang Lalu di Kabupaten Ende, 2022**  
*Population 15 Years of Age and Over by Age Group and Sex in Ende Regency, 2022*

| Kelompok Umur<br><i>Age Group</i> | Jenis Kelamin/Sex        |                            |                        |
|-----------------------------------|--------------------------|----------------------------|------------------------|
|                                   | Laki-Laki<br><i>Male</i> | Perempuan<br><i>Female</i> | Jumlah<br><i>Total</i> |
| (1)                               | (2)                      | (3)                        | (4)                    |
| 15-19                             | 12 020                   | 12 065                     | 24 085                 |
| 20-24                             | 11 292                   | 12 270                     | 23 562                 |
| 25-29                             | 10 228                   | 10 859                     | 21 087                 |
| 30-34                             | 9 726                    | 10 663                     | 20 389                 |
| 35-39                             | 9 216                    | 10 896                     | 20 112                 |
| 40-44                             | 7 950                    | 10 379                     | 18 329                 |
| 45-49                             | 7 436                    | 9 692                      | 17 128                 |
| 50-54                             | 6 826                    | 9 109                      | 15 935                 |
| 55-59                             | 5 994                    | 7 590                      | 13 584                 |
| 60+                               | 13 801                   | 17 277                     | 31 078                 |
| <b>Jumlah/Total</b>               | <b>94 489</b>            | <b>110 800</b>             | <b>205 289</b>         |

Catatan/Note:

Sumber/Source: BPS, Survei Angkatan Kerja Nasional (Sakernas) Agustus/BPS-Statistics Indonesia, August National Labor Force Survey

**Tabel** 3.2.5  
**Table**

**Penduduk Berumur 15 Tahun ke Atas Yang Bekerja Menurut Lapangan Usaha dan Jenis Kelamin Selama Seminggu yang Lalu di Kabupaten Ende, 2022**  
*Population 15 Years of Age and Over Who Worked During the Previous Week by Industry and Sex in Ende Regency, 2022*

| Lapangan Usaha<br><i>Industry</i> | Jenis Kelamin/Sex        |                            |                        |
|-----------------------------------|--------------------------|----------------------------|------------------------|
|                                   | Laki-Laki<br><i>Male</i> | Perempuan<br><i>Female</i> | Jumlah<br><i>Total</i> |
| (1)                               | (2)                      | (3)                        | (4)                    |
| <b>Pertanian</b>                  | 36 294                   | 32 039                     | 68 333                 |
| <b>Manufaktur</b>                 | 12 828                   | 20 933                     | 33 761                 |
| <b>Jasa - Jasa</b>                | 26 473                   | 23 304                     | 49 777                 |
| <b>Jumlah/Total</b>               | <b>75 595</b>            | <b>76 276</b>              | <b>15 1871</b>         |

Catatan/Note: ...

Sumber/Source: BPS, Survei Angkatan Kerja Nasional (Sakernas) Agustus/BPS-Statistics Indonesia, August National Labor Force Survey

**Tabel** 3.2.6  
**Table**

**Penduduk Berumur 15 Tahun Ke Atas yang Bekerja Selama Seminggu yang Lalu Menurut Jam Pekerjaan Utama di Kabupaten Ende, 2022**  
*Population 15 Years of Age and Over who Worked During The Previous Week by Main Employment Hour in Ende Regency, 2022*

| Jam Pekerjaan Utama<br>Main Employment Hour | Jumlah<br>Total |
|---|-----------------|
| (1)   | (4)             |
| 0*  | 4 439           |
| 1-4   | 1 569           |
| 5-9   | 8 248           |
| 10-14                                       | 13 615          |
| 15-19                                       | 13 893          |
| 20-24                                       | 21 018          |
| 25-34                                       | 31 358          |
| 35-44                                       | 31 979          |
| 45-54                                       | 18 871          |
| 55-59                                       | 2 484           |
| 60-74                                       | 2 946           |
| 75+   | 1 451           |
| <b>Jumlah/Total</b>                         | <b>151 871</b>  |

Catatan/Note: ...

Sumber/Source: BPS, Survei Angkatan Kerja Nasional (Sakernas) Agustus/BPS-Statistics Indonesia, August National Labor Force Survey

**Tabel**  
**Table** 3.2.7**Penduduk Berumur 15 Tahun Ke Atas yang Bekerja Selama Seminggu yang Lalu Menurut Pendidikan Yang Ditamatkan di Kabupaten Ende, 2022**  
*Population 15 Years of Age and Over who Worked During The Previous Week by Educational Level in Ende Regency, 2022*

| <b>Pendidikan Yang Ditamatkan</b><br><i>Educational Level</i> | <b>Jumlah</b><br><i>Total</i> |
|---|-------------------------------|
| (1)   | (4)                           |
| 1. ≤ SD   | 68 819                        |
| 2. SMP  | 20 184                        |
| 3. SMA  | 41 332                        |
| 4. Perguruan Tinggi   | 21 536                        |
| <b>Jumlah/Total</b>   | <b>151 871</b>                |

Catatan/Note: ...

Sumber/Source: BPS, Survei Angkatan Kerja Nasional (Sakernas) Agustus/BPS-Statistics Indonesia, August National Labor Force Survey



**Tabel** 3.2.8  
**Table**

**Penduduk Berumur 15 Tahun Ke Atas yang Bekerja Selama Seminggu yang Lalu Menurut Klasifikasi Jabatan di Kabupaten Ende, 2022**  
*Population 15 Years of Age and Over who Worked During The Previous Week by Employment in Ende Regency, 2022*

| Klasifikasi Jabatan   | Jumlah Total   |
|---|----------------|
| (1)   | (2)            |
| 1. Tenaga Profesional, Teknisi Dan Tenaga Lain Ybdi                 | 12 169         |
| 2. Tenaga Kepemimpinan Dan Ketatalaksanaan                          | 1 519          |
| 3. Pejabat Pelaksana, Tenaga Tata Usaha Dan Tenaga Ybdi             | 7 429          |
| 4. Tenaga Usaha Penjualan   | 13 913         |
| 5. Tenaga Usaha Jasa  | 4 210          |
| 6. T U Tani, Kebun, Ternak <sup>2</sup> , Ikan, Hutan Dan Perburuan | 68 083         |
| 7/8/9. Tenaga Produksi Op Alat Angkutan Dan Pekerja Kasar           | 43 143         |
| X/00. Lainnya   | 1 405          |
| <b>Jumlah/Total</b>   | <b>151 871</b> |

Catatan/Note: ...

Sumber/Source: BPS, Survei Angkatan Kerja Nasional (Sakernas) Agustus/BPS-Statistics Indonesia, August National Labor Force Survey



## JUMLAH SEKOLAH NEGERI BERDASARKAN TINGKATAN



TAMAN  
KANAK KANAK **89**



SEKOLAH  
DASAR **333**



SEKOLAH  
MENENGAH PERTAMA **90**



SEKOLAH  
MENENGAH ATAS **21**



**PENJELASAN TEKNIS****TECHNICAL NOTES**

1. Sekolah adalah lembaga pendidikan formal yang dimulai dari pendidikan dasar, menengah, dan tinggi. Pendidikan yang dicatat adalah pendidikan formal berdasarkan kurikulum Kementerian Pendidikan Nasional, termasuk pendidikan yang diselenggarakan oleh pondok pesantren dengan memakai kurikulum Kementerian Pendidikan Nasional, seperti Madrasah Ibtidaiyah (MI), Madrasah Tsanawiyah (MTs), Madrasah Aliyah (MA). Pondok pesantren/madrasah diniyah adalah sekolah yang tidak memakai kurikulum dari Kementerian Pendidikan Nasional.

2. Madrasah Ibtidaiyah adalah lembaga pendidikan berciri khas Islam pada jenjang Sekolah Dasar. Madrasah Tsanawiyah adalah lembaga pendidikan berciri khas Islam pada jenjang Sekolah Menengah Pertama, Madrasah Aliyah adalah lembaga pendidikan berciri khas Islam pada jenjang Sekolah Menengah Atas (SMA).

3. Rumah Sakit adalah tempat pemeriksaan dan perawatan kesehatan, biasanya berada di bawah pengawasan

1. *School is an education institution starting from primary, secondary and tertiary education. The education data recorded in the survey covering data on formal education based on the curriculum set up by Ministry or National Education including education carried out by Muslim Boarding School (Pondok Pesantren) implementing the Ministry of National Education curriculum, such as Madrasah Ibtidaiyah (Islamic primary School), Madrasah Tsanawiyah (Islamic Junior High School), and Madrasa Aliyah (Islamic Senior Hagt School) Pondok pesanteren/madrasah diniyah (Islamic boarding school/ Islamic school) is school which does not implement curriculum from the Ministry of National Education.*

2. *Madrasah Ibtidaiyah is Islamic school at Primary education. Madrasah Tsanawiyah is Islamic school at lower secondary education and Madrasah Aliyah is Islamic school at higher secondary education (SMA).*

3. *Hospital is a place for health check, usually controlled/supervised by doctors/medical personnel*

dokter/tenaga medis.

4. Rumah Sakit Bersalin/Rumah Bersalin adalah rumah sakit yang dilengkapi dengan fasilitas untuk melahirkan, pemeriksaan kehamilan, pemeriksaan ibu dan anak serta berada dibawah pengawasan dokter atau bidan senior.
  5. Poliklinik adalah tempat pemeriksaan kesehatan biasanya tanpa fasilitas perawatan menginap, berada di bawah pengawasan dokter/tenaga medis, tidak termasuk klinik yang terdapat di puskesmas/ rumah sakit. Poliklinik yang karena satu dan lain hal menyediakan tempat perawatan menginap, tetap digolongkan kedalam poliklinik (bukan rumah sakit).
  6. Puskesmas (Pusat Kesehatan Masyarakat) adalah unit pelayanan kesehatan milik pemerintah yang bertanggung jawab terhadap pelayanan kesehatan masyarakat untuk wilayah kecamatan, sebagian kecamatan atau desa/ kelurahan. Tim puskesmas sesuai jadwal dapat melakukan kegiatan Puskesmas Keliling ke tempat-tempat tertentu dalam wilayah kerjanya, untuk mendekatkan pelayanan dengan masyarakat.
4. *Maternal Hospital/Maternal Health Care Centre is a hospital completed with health facilities for birth delivery, pregnancy check and consultation, and post-natal check, under the supervision of doctor and or senior midwives.*
  5. *Polyclinic is place is a place for health check and consultation usually under the control of doctor/ medical personnel without in-patient facilities, excluding clinic located in the public health center (Puskesmas)/hospital. In the case of polyclinic that provides in-patient facilities due to a special reason, it remains to be classified as a polyclinic (not hospital).*
  6. *Public Health Centre (PHC) is a health centre provided by the government that is responsible for the delivery of health services to the community at the sub-district level, part of sub-district or villages. Officials in the PHC as scheduled can provide health services in their working areas in the effort of closing their services ti the community through Mobile PHC program.*

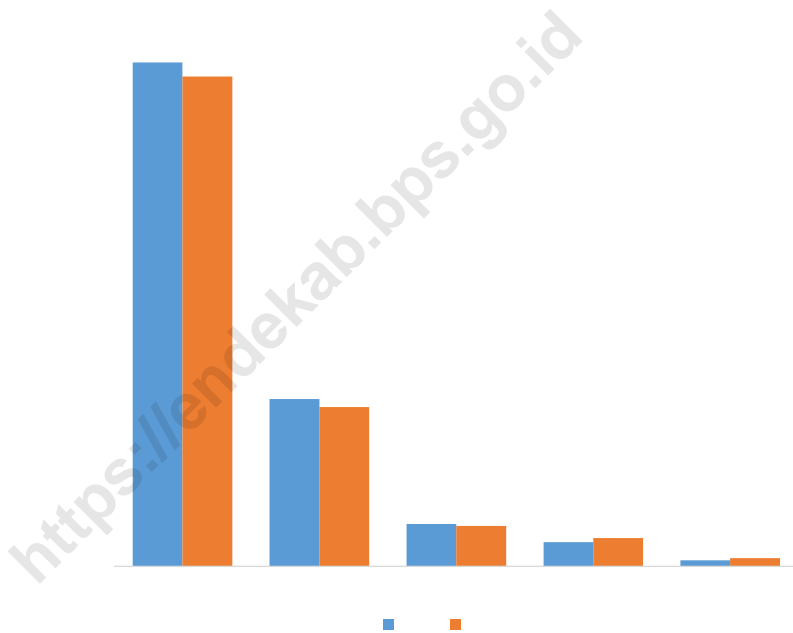
7. Puskesmas Pembantu (Pustu) yaitu unit pelayanan kesehatan masyarakat yang membantu kegiatan Puskesmas di sebagian dari wilayah kerja. Pada beberapa daerah balai pengobatan telah berubah fungsi menjadi Pustu walaupun papan nama masih tertulis balai pengobatan
  8. Apotik adalah tempat penjualan obat yang mempunyai izin operasi dari Departemen Kesehatan, u.p. Ditjen POM. Di bawah pengawasan apoteker.
  9. Imunisasi adalah memasukkan kuman atau racun penyakit tertentu yang sudah dilemahkan (vaksin) ke dalam tubuh dengan cara disuntik atau diminum (diteteskan dalam mulut) dengan maksud agar terjadi kekebalan tubuh terhadap penyakit tersebut.
  10. Keluhan Kesehatan adalah keadaan seseorang yang mengalami gangguan kesehatan atau kejiwaan, baik karena penyakit akut, penyakit kronis, kecelakaan, kriminal atau hal lain.
7. *Subsidiary Public Health Centre is a health facility that assists the Public Health Centre in its part of working area. In several regions, health check points (Balai Pengobatan) has changes their status into Subsidiary Public health Centre, although their sign written in the board remains unchanged.*
  8. *Pharmacy is a place of selling medicines having permit operation from the Department of Health, through Directorate General for Food and Medicine Supervision, under the control of pharmacist.*
  9. *Immunization is putting enervated microbe of a certain disease into human body by injection or drinking (dropping into mouth) to make the body immune to that disease.*
  10. *Health Complaint is a condition where a person has health or mental problems because of acute illness, chronically illness, accident, crimes, or others*

11. Mengobati Sendiri adalah upaya oleh art/keluarga dengan melakukan pengobatan sendiri tanpa datang ke tempat fasilitas kesehatan atau memanggil dokter/petugas kesehatan ke rumahnya (misal minum obat modern, jamu, kerokan, kompres, kop, pijat) agar sembuh atau menjadi lebih ringan keluhan kesehatannya.
  12. Bencana Alam adalah peristiwa alam yang menimbulkan kesengsaraan, kerusakan alam dan lingkungan, serta mengakibatkan kesengsaraan, kerugian, dan penderitaan pada penduduk. Tidak termasuk bencana yang disebabkan karena hama tanaman atau wabah. Bencana alam yang disajikan antara lain: tanah longsor, banjir dan gempa bumi
11. *Self Treatment is an effort of household members/ family to have a health treatment by themselves without visiting health facilities or a doctor/health personnel (for instance, by taking modern medicine, herb medicine, chief with a coin, compress, cupping suction, massage) in order to recover from illness or reduce the health complaint.*
  12. *Natural Disaster: is a natural phenomenon leading to misery, damages or detriment, and financial loss, as well as the suffering of people. Not including in this category is disaster from plant microbe or outbreak. The natural disasters recorded in this category include lank slide, flood, and earthquake.*



**Gambar** 4.1  
**Figures**

**Jumlah Desa/Kelurahan yang Memiliki Fasilitas Sekolah Menurut Kecamatan dan Tingkat Pendidikan di Kabupaten Ende, 2020–2021**  
*Number of Villages/Kelurahan Having Educational Facilities by Subdistrict and Educational Level in Ende Regency, 2020–2021*



Sumber/Source : BPS, Pendataan Potensi Desa (Podes)/ BPS-Statistics Indonesia, Village Potential Data Collection

#### 4.1 PENDIDIKAN EDUCATION

**Tabel**  
**Table** 4.1.1

**Jumlah Sekolah, Guru, dan Murid Taman Kanak-Kanak (TK) di Bawah Kementerian Pendidikan, Kebudayaan, Riset, dan Teknologi Menurut Kecamatan di Kabupaten Ende, 2021/2022 dan 2022/2023**

*Number of Schools, Teachers, and Pupils in Kindergarten Under The Ministry of Education, Culture, Research, and Technology by Subdistrict in Ende Regency, 2021/2022 and 2022/2023*

| Kecamatan<br>Subdistrict | Sekolah/Schools |           |                |           |              |           |
|--------------------------|-----------------|-----------|----------------|-----------|--------------|-----------|
|                          | Negeri/Public   |           | Swasta/Private |           | Jumlah/Total |           |
|                          | 2021/2022       | 2022/2023 | 2021/2022      | 2022/2023 | 2021/2022    | 2022/2023 |
| (1)                      | (2)             | (3)       | (4)            | (5)       | (6)          | (7)       |
| 010. Nangapanda          | -               | -         | 9              | 11        | 9            | 11        |
| 011. Pulau Ende          | -               | -         | 4              | 4         | 4            | 4         |
| 012. Maukaro             | -               | -         | 1              | 1         | 1            | 1         |
| 020. Ende                | -               | -         | 6              | 7         | 6            | 7         |
| 030. Ende Selatan        | -               | -         | 3              | 4         | 3            | 4         |
| 031. Ende Timur          | 1               | 1         | 6              | 6         | 7            | 7         |
| 032. Ende Tengah         | -               | -         | 6              | 6         | 6            | 6         |
| 033. Ende Utara          | -               | -         | 7              | 7         | 7            | 7         |
| 040. Ndona               | -               | -         | 4              | 3         | 4            | 3         |
| 041. Ndona Timur         | -               | -         | -              | -         | -            | -         |
| 050. Wolowaru            | -               | -         | 8              | 8         | 8            | 8         |
| 051. Wolojita            | -               | -         | 3              | 1         | 3            | 1         |
| 052. Lio Timur           | -               | -         | 3              | 3         | 3            | 3         |
| 053. Kelimutu            | -               | -         | 3              | 3         | 3            | 3         |
| 054. Ndori               | -               | -         | 3              | 3         | 3            | 3         |
| 060. Maurole             | -               | -         | 2              | 2         | 2            | 2         |
| 061. Kotabaru            | 1               | 1         | 2              | 2         | 3            | 3         |
| 062. Detukeli            | -               | -         | -              | -         | -            | -         |
| 063. Lepembusu Kelisoke  | -               | -         | -              | -         | -            | -         |
| 070. Detusoko            | -               | -         | 5              | 5         | 5            | 5         |
| 071. Wewaria             | -               | -         | 11             | 11        | 11           | 11        |
| <b>Kabupaten Ende</b>    | <b>2</b>        | <b>2</b>  | <b>86</b>      | <b>87</b> | <b>88</b>    | <b>89</b> |

Lanjutan Tabel/*Continued Table 4.1.1*

| Kecamatan<br>Subdistrict | Guru/Teachers |           |                |            |              |            |
|--------------------------|---------------|-----------|----------------|------------|--------------|------------|
|                          | Negeri/Public |           | Swasta/Private |            | Jumlah/Total |            |
|                          | 2021/2022     | 2022/2023 | 2021/2022      | 2022/2023  | 2021/2022    | 2022/2023  |
| (1)                      | (8)           | (9)       | (10)           | (11)       | (12)         | (13)       |
| 010. Nangapanda          | -             | -         | 21             | 29         | 21           | 29         |
| 011. Pulau Ende          | -             | -         | 18             | 17         | 18           | 17         |
| 012. Maukaro             | -             | -         | 3              | 2          | 3            | 2          |
| 020. Ende                | -             | -         | 21             | 22         | 21           | 22         |
| 030. Ende Selatan        | -             | -         | 16             | 26         | 16           | 26         |
| 031. Ende Timur          | 9             | 10        | 30             | 29         | 39           | 39         |
| 032. Ende Tengah         | -             | -         | 37             | 38         | 37           | 38         |
| 033. Ende Utara          | -             | -         | 33             | 34         | 33           | 34         |
| 040. Ndona               | -             | -         | 12             | 11         | 12           | 11         |
| 041. Ndona Timur         | -             | -         | -              | -          | -            | -          |
| 050. Wolowaru            | -             | -         | 24             | 24         | 24           | 24         |
| 051. Wolojita            | -             | -         | 6              | 2          | 6            | 2          |
| 052. Lio Timur           | -             | -         | 4              | 7          | 4            | 7          |
| 053. Kelimutu            | -             | -         | 8              | 8          | 8            | 8          |
| 054. Ndori               | -             | -         | 7              | 7          | 7            | 7          |
| 060. Maurole             | -             | -         | 6              | 6          | 6            | 6          |
| 061. Kotabaru            | 6             | 7         | 3              | 3          | 9            | 10         |
| 062. Detukeli            | -             | -         | -              | -          | -            | -          |
| 063. Lepembusu Kelisoke  | -             | -         | -              | -          | -            | -          |
| 070. Detusoko            | -             | -         | 13             | 13         | 13           | 13         |
| 071. Wewaria             | -             | -         | 25             | 26         | 25           | 26         |
| <b>Kabupaten Ende</b>    | <b>15</b>     | <b>17</b> | <b>287</b>     | <b>304</b> | <b>302</b>   | <b>321</b> |

Lanjutan Tabel/Continued Table 4.1.1

| Kecamatan<br>Subdistrict | Murid/Students |            |                |             |              |             |
|--------------------------|----------------|------------|----------------|-------------|--------------|-------------|
|                          | Negeri/Public  |            | Swasta/Private |             | Jumlah/Total |             |
|                          | 2021/2022      | 2022/2023  | 2021/2022      | 2022/2023   | 2021/2022    | 2022/2023   |
| (1)                      | (14)           | (15)       | (16)           | (17)        | (18)         | (19)        |
| 010. Nangapanda          | -              | -          | 177            | 194         | 177          | 194         |
| 011. Pulau Ende          | -              | -          | 105            | 109         | 105          | 109         |
| 012. Maukaro             | -              | -          | 17             | 18          | 17           | 18          |
| 020. Ende                | -              | -          | 132            | 137         | 132          | 137         |
| 030. Ende Selatan        | -              | -          | 104            | 181         | 104          | 181         |
| 031. Ende Timur          | 100            | 106        | 189            | 202         | 289          | 308         |
| 032. Ende Tengah         | -              | -          | 209            | 230         | 209          | 230         |
| 033. Ende Utara          | -              | -          | 235            | 287         | 235          | 287         |
| 040. Ndona               | -              | -          | 78             | 76          | 78           | 76          |
| 041. Ndona Timur         | -              | -          | -              | -           | -            | -           |
| 050. Wolowaru            | -              | -          | 190            | 187         | 190          | 187         |
| 051. Wolojita            | -              | -          | 34             | 9           | 34           | 9           |
| 052. Lio Timur           | -              | -          | 58             | 77          | 58           | 77          |
| 053. Kelimutu            | -              | -          | 77             | 63          | 77           | 63          |
| 054. Ndori               | -              | -          | 73             | 90          | 73           | 90          |
| 060. Maurole             | -              | -          | 55             | 73          | 55           | 73          |
| 061. Kotabaru            | 43             | 49         | 58             | 51          | 101          | 100         |
| 062. Detukeli            | -              | -          | -              | -           | -            | -           |
| 063. Lepembusu Kelisoke  | -              | -          | -              | -           | -            | -           |
| 070. Detusoko            | -              | -          | 73             | 90          | 73           | 90          |
| 071. Wewaria             | -              | -          | 238            | 231         | 238          | 231         |
| <b>Kabupaten Ende</b>    | <b>143</b>     | <b>155</b> | <b>2 102</b>   | <b>2305</b> | <b>2 245</b> | <b>2460</b> |

Catatan/Note: ...

Sumber/Source: Kementerian Pendidikan, Kebudayaan, Riset, dan Teknologi, Sistem Data Pokok Pendidikan, Data Semester Ganjil, Laporan sd 30 November 2022/Ministry of Education, Culture, Research, and Technology, Basic Education Data System Odd Semester Report Data up to 30 November 2022

**Tabel**  
**Table** 4.1.2

**Jumlah Sekolah, Guru, dan Murid Raudatul Athfal (RA)  
di Bawah Kementerian Agama Menurut Kecamatan di  
Kabupaten Ende, 2021/2022 dan 2022/2023**  
*Number of Schools, Teachers, and Pupils in Raudatul Athfal  
(RA) Under The Ministry of Religious Affairs by Subdistrict in  
Ende Regency, 2021/2022 dan 2022/2023*

| Kecamatan<br>Subdistrict | Sekolah/Schools |           | Guru/Teachers |           | Murid/Pupils |            |
|--------------------------|-----------------|-----------|---------------|-----------|--------------|------------|
|                          | 2021/2022       | 2022/2023 | 2021/2022     | 2022/2023 | 2021/2022    | 2022/2023  |
| (1)                      | (2)             | (3)       | (4)           | (5)       | (6)          | (7)        |
| 010. Nangapanda          | 3               | 3         | 11            | 13        | 91           | 88         |
| 011. Pulau Ende          | -               | -         | -             | -         | -            | -          |
| 012. Maukaro             | -               | -         | -             | -         | -            | -          |
| 020. Ende                | -               | -         | -             | -         | -            | -          |
| 030. Ende Selatan        | 3               | 3         | 10            | 14        | 146          | 175        |
| 031. Ende Timur          | 1               | 1         | 6             | 9         | 54           | 57         |
| 032. Ende Tengah         | 2               | 3         | 9             | 18        | 90           | 123        |
| 033. Ende Utara          | 1               | 1         | 6             | 6         | 50           | 58         |
| 040. Ndona               | -               | -         | -             | -         | -            | -          |
| 041. Ndona Timur         | -               | -         | -             | -         | -            | -          |
| 050. Wolowaru            | 1               | 1         | 5             | 5         | 48           | 39         |
| 051. Wolojita            | -               | -         | -             | -         | -            | -          |
| 052. Lio Timur           | -               | -         | -             | -         | -            | -          |
| 053. Kelimutu            | -               | -         | -             | -         | -            | -          |
| 054. Ndori               | -               | -         | -             | -         | -            | -          |
| 060. Maurole             | -               | 1         | -             | 4         | -            | 31         |
| 061. Kotabaru            | -               | -         | -             | -         | -            | -          |
| 062. Detukeli            | -               | -         | -             | -         | -            | -          |
| 063. Lepembusu Kelisoke  | -               | -         | -             | -         | -            | -          |
| 070. Detusoko            | -               | -         | -             | -         | -            | -          |
| 071. Wewaria             | -               | -         | -             | -         | -            | -          |
| <b>Kabupaten Ende</b>    | <b>11</b>       | <b>13</b> | <b>47</b>     | <b>69</b> | <b>479</b>   | <b>571</b> |

Catatan/Note: *Seluruh Raudatul Athfal (RA) berstatus swasta/All Raudatul Athfal (RA) are private*

Sumber/Source: *2021/2022 - Kementerian Agama, EMIS, data semester ganjil laporan sampai dengan 31 Desember ((tahun))/ Ministry of Religious Affairs, EMIS, odd semester report data up to 31 Desember ((tahun))  
2022/2023 - Kementerian Agama, Data Semester Ganjil ((tahun))*

**Tabel**  
**Table** 4.1.3

**Jumlah Sekolah, Guru, dan Murid Sekolah Dasar (SD) di Bawah Kementerian Pendidikan, Kebudayaan, Riset, dan Teknologi Menurut Kecamatan di Kabupaten Ende, 2021/2022 dan 2022/2023**  
**Number of Schools, Teachers, and Pupils in Elementary Schools Under The Ministry of Education, Culture, Research, and Technology by Subdistrict in Ende Regency, 2021/2022 and 2022/2023**

| Kecamatan<br>Subdistrict | Sekolah/Schools |            |                |            |              |            |
|--------------------------|-----------------|------------|----------------|------------|--------------|------------|
|                          | Negeri/Public   |            | Swasta/Private |            | Jumlah/Total |            |
|                          | 2021/2022       | 2022/2023  | 2021/2022      | 2022/2023  | 2021/2022    | 2022/2023  |
| (1)                      | (2)             | (3)        | (4)            | (5)        | (6)          | (7)        |
| 010. Nangapanda          | 17              | 17         | 13             | 13         | 30           | 30         |
| 011. Pulau Ende          | 7               | 7          | -              | -          | 7            | 7          |
| 012. Maukaro             | 6               | 6          | 5              | 5          | 11           | 11         |
| 020. Ende                | 14              | 14         | 13             | 13         | 27           | 27         |
| 030. Ende Selatan        | 11              | 11         | -              | -          | 11           | 11         |
| 031. Ende Timur          | 9               | 9          | 4              | 4          | 13           | 13         |
| 032. Ende Tengah         | 7               | 7          | 5              | 5          | 12           | 12         |
| 033. Ende Utara          | 10              | 10         | 8              | 8          | 18           | 18         |
| 040. Ndona               | 9               | 9          | 14             | 14         | 23           | 23         |
| 041. Ndona Timur         | 1               | 1          | 8              | 8          | 9            | 9          |
| 050. Wolowaru            | 13              | 13         | 13             | 13         | 26           | 26         |
| 051. Wolojita            | 6               | 6          | 8              | 8          | 14           | 14         |
| 052. Lio Timur           | 5               | 5          | 10             | 10         | 15           | 15         |
| 053. Kelimutu            | 4               | 4          | 5              | 5          | 9            | 9          |
| 054. Ndori               | 6               | 6          | 2              | 2          | 8            | 8          |
| 060. Maurole             | 8               | 8          | 5              | 5          | 13           | 13         |
| 061. Kotabaru            | 7               | 7          | 6              | 6          | 13           | 13         |
| 062. Detukeli            | 5               | 5          | 9              | 9          | 14           | 14         |
| 063. Lepembusu Kelisoke  | 6               | 6          | 8              | 8          | 14           | 14         |
| 070. Detusoko            | 8               | 8          | 13             | 13         | 21           | 21         |
| 071. Wewaria             | 17              | 17         | 8              | 8          | 25           | 25         |
| <b>Kabupaten Ende</b>    | <b>176</b>      | <b>176</b> | <b>157</b>     | <b>157</b> | <b>333</b>   | <b>333</b> |

Lanjutan Tabel/Continued Table 4.1.3

| Kecamatan<br>Subdistrict | Guru /Teachers |              |                |              |              |              |
|--------------------------|----------------|--------------|----------------|--------------|--------------|--------------|
|                          | Negeri/Public  |              | Swasta/Private |              | Jumlah/Total |              |
|                          | 2021/2022      | 2022/2023    | 2021/2022      | 2022/2023    | 2021/2022    | 2022/2023    |
| (1)                      | (8)            | (9)          | (10)           | (11)         | (12)         | (13)         |
| 010. Nangapanda          | 155            | 156          | 109            | 111          | 264          | 267          |
| 011. Pulau Ende          | 64             | 67           | -              | -            | 64           | 67           |
| 012. Maukaro             | 52             | 53           | 39             | 46           | 91           | 99           |
| 020. Ende                | 137            | 139          | 107            | 109          | 244          | 248          |
| 030. Ende Selatan        | 139            | 138          | -              | -            | 139          | 138          |
| 031. Ende Timur          | 120            | 115          | 22             | 30           | 142          | 145          |
| 032. Ende Tengah         | 84             | 85           | 91             | 105          | 175          | 190          |
| 033. Ende Utara          | 93             | 95           | 91             | 88           | 184          | 183          |
| 040. Ndona               | 85             | 88           | 93             | 96           | 178          | 184          |
| 041. Ndona Timur         | 8              | 10           | 58             | 59           | 66           | 69           |
| 050. Wolowaru            | 111            | 109          | 95             | 94           | 206          | 203          |
| 051. Wolojita            | 49             | 48           | 52             | 53           | 101          | 101          |
| 052. Lio Timur           | 43             | 43           | 72             | 77           | 115          | 120          |
| 053. Kelimutu            | 33             | 33           | 47             | 47           | 80           | 80           |
| 054. Ndori               | 52             | 56           | 16             | 15           | 68           | 71           |
| 060. Maurole             | 85             | 89           | 53             | 49           | 138          | 138          |
| 061. Kotabaru            | 76             | 75           | 45             | 43           | 121          | 118          |
| 062. Detukeli            | 32             | 37           | 65             | 66           | 97           | 103          |
| 063. Lepembusu Kelisoke  | 45             | 47           | 61             | 60           | 106          | 107          |
| 070. Detusoko            | 70             | 71           | 105            | 109          | 175          | 180          |
| 071. Wewaria             | 153            | 158          | 73             | 75           | 226          | 233          |
| <b>Kabupaten Ende</b>    | <b>1 686</b>   | <b>1 712</b> | <b>1 294</b>   | <b>1 332</b> | <b>2 980</b> | <b>3 044</b> |

Lanjutan Tabel/Continued Table 4.1.3

| Kecamatan<br>Subdistrict | Murid/Students |               |                |               |               |               |
|--------------------------|----------------|---------------|----------------|---------------|---------------|---------------|
|                          | Negeri/Public  |               | Swasta/Private |               | Jumlah/Total  |               |
|                          | 2021/2022      | 2022/2023     | 2021/2022      | 2022/2023     | 2021/2022     | 2022/2023     |
| (1)                      | (14)           | (15)          | (16)           | (17)          | (18)          | (19)          |
| 010. Nangapanda          | 1 108          | 1 119         | 1 351          | 1 303         | 2 459         | 2 422         |
| 011. Pulau Ende          | 896            | 879           | -              | -             | 896           | 879           |
| 012. Maukaro             | 452            | 451           | 574            | 582           | 1 026         | 1 033         |
| 020. Ende                | 974            | 962           | 1 322          | 1 280         | 2 296         | 2 242         |
| 030. Ende Selatan        | 1 728          | 1 748         | -              | -             | 1 728         | 1 748         |
| 031. Ende Timur          | 1 260          | 1 251         | 297            | 311           | 1 557         | 1 562         |
| 032. Ende Tengah         | 1 127          | 1 060         | 1 854          | 1 840         | 2 981         | 2 900         |
| 033. Ende Utara          | 1 200          | 1 183         | 1 268          | 1 286         | 2 468         | 2 469         |
| 040. Ndona               | 566            | 562           | 746            | 708           | 1 312         | 1 270         |
| 041. Ndona Timur         | 98             | 93            | 631            | 612           | 729           | 705           |
| 050. Wolowaru            | 939            | 912           | 991            | 997           | 1 930         | 1 909         |
| 051. Wolojita            | 278            | 275           | 411            | 407           | 689           | 682           |
| 052. Lio Timur           | 317            | 307           | 749            | 722           | 1 066         | 1 029         |
| 053. Kelimutu            | 366            | 358           | 622            | 644           | 988           | 1 002         |
| 054. Ndori               | 477            | 462           | 119            | 128           | 596           | 590           |
| 060. Maurole             | 1 123          | 1 076         | 650            | 624           | 1 773         | 1 700         |
| 061. Kotabaru            | 958            | 942           | 697            | 692           | 1 655         | 1 634         |
| 062. Detukeli            | 163            | 155           | 758            | 727           | 921           | 882           |
| 063. Lepembusu Kelisoke  | 376            | 354           | 511            | 514           | 887           | 868           |
| 070. Detusoko            | 613            | 591           | 1 114          | 1 095         | 1 727         | 1 686         |
| 071. Wewaria             | 1 451          | 1 485         | 1 042          | 1 049         | 2 493         | 2 534         |
| <b>Kabupaten Ende</b>    | <b>16 470</b>  | <b>16 225</b> | <b>15 707</b>  | <b>15 521</b> | <b>32 177</b> | <b>31 746</b> |

Catatan/Note: ...

Sumber/Source: 2021/2022 - Kementerian Pendidikan, Kebudayaan, Riset, dan Teknologi, Sistem Data Pokok Pendidikan, data semester ganjil 2021/ Ministry of Education, Culture, Research, and Technology, Basic Education Data System, odd semester 2021

2022/2023 - Kementerian Pendidikan, Kebudayaan, Riset, dan Teknologi, Sistem Data Pokok Pendidikan, data semester ganjil/ Ministry of Education, Culture, Research, and Technology, Basic Education Data System, odd semester



**Tabel**  
**Table** 4.1.4

**Jumlah Sekolah, Guru, dan Murid Madrasah Ibtidaiyah (MI) di Bawah Kementerian Agama Menurut Kecamatan Menurut Kecamatan di Kabupaten Ende, 2021/2022 dan 2022/2023**

**Number of Schools, Teachers, and Pupils in Madrasah Ibtidaiyah (MI) Under The Ministry of Religious Affairs by Subdistrict in Ende Regency, 2021/2022 and 2022/2023**

| Kecamatan<br>Subdistrict | Sekolah/Schools |           |                |           |              |           |
|--------------------------|-----------------|-----------|----------------|-----------|--------------|-----------|
|                          | Negeri/Public   |           | Swasta/Private |           | Jumlah/Total |           |
|                          | 2021/2022       | 2022/2023 | 2021/2022      | 2022/2023 | 2021/2022    | 2022/2023 |
| (1)                      | (2)             | (3)       | (4)            | (5)       | (6)          | (7)       |
| 010. Nangapanda          | 2               | 2         | 1              | 1         | 3            | 3         |
| 011. Pulau Ende          | -               | -         | 1              | 1         | 1            | 1         |
| 012. Maukaro             | -               | -         | -              | -         | -            | -         |
| 020. Ende                | -               | -         | -              | -         | -            | -         |
| 030. Ende Selatan        | -               | -         | 2              | 2         | 2            | 2         |
| 031. Ende Timur          | -               | -         | 1              | 1         | 1            | 1         |
| 032. Ende Tengah         | 1               | 1         | -              | -         | 1            | 1         |
| 033. Ende Utara          | -               | -         | 1              | 1         | 1            | 1         |
| 040. Ndona               | 1               | 1         | -              | -         | 1            | 1         |
| 041. Ndona Timur         | -               | -         | -              | -         | -            | -         |
| 050. Wolowaru            | -               | -         | 1              | 1         | 1            | 1         |
| 051. Wolojita            | -               | -         | -              | -         | -            | -         |
| 052. Lio Timur           | -               | -         | -              | -         | -            | -         |
| 053. Kelimutu            | -               | -         | -              | -         | -            | -         |
| 054. Ndori               | -               | -         | 1              | 1         | 1            | 1         |
| 060. Maurole             | -               | -         | -              | -         | -            | -         |
| 061. Kotabaru            | -               | -         | -              | -         | -            | -         |
| 062. Detukeli            | -               | -         | -              | -         | -            | -         |
| 063. Lepembusu Kelisoke  | -               | -         | -              | -         | -            | -         |
| 070. Detusoko            | -               | -         | -              | -         | -            | -         |
| 071. Wewaria             | -               | -         | -              | -         | -            | -         |
| <b>Kabupaten Ende</b>    | <b>4</b>        | <b>4</b>  | <b>8</b>       | <b>8</b>  | <b>12</b>    | <b>12</b> |

Lanjutan Tabel/Continued Table 4.1.4

| Kecamatan<br>Subdistrict | Guru/Teachers |           |                |            |              |            |
|--------------------------|---------------|-----------|----------------|------------|--------------|------------|
|                          | Negeri/Public |           | Swasta/Private |            | Jumlah/Total |            |
|                          | 2021/2022     | 2022/2023 | 2021/2022      | 2022/2023  | 2021/2022    | 2022/2023  |
| (1)                      | (8)           | (9)       | (10)           | (11)       | (12)         | (13)       |
| 010. Nangapanda          | 31            | 35        | 10             | 10         | 41           | 45         |
| 011. Pulau Ende          | -             | -         | 10             | 10         | 10           | 10         |
| 012. Maukaro             | -             | -         | -              | -          | -            | -          |
| 020. Ende                | -             | -         | -              | -          | -            | -          |
| 030. Ende Selatan        | -             | -         | 27             | 24         | 27           | 24         |
| 031. Ende Timur          | -             | -         | 23             | 25         | 23           | 25         |
| 032. Ende Tengah         | 46            | 44        | -              | -          | 46           | 44         |
| 033. Ende Utara          | -             | -         | 12             | 12         | 12           | 12         |
| 040. Ndonga              | 15            | 17        | -              | -          | 15           | 17         |
| 041. Ndonga Timur        | -             | -         | -              | -          | -            | -          |
| 050. Wolowaru            | -             | -         | 11             | 11         | 11           | 11         |
| 051. Wolojita            | -             | -         | -              | -          | -            | -          |
| 052. Lio Timur           | -             | -         | -              | -          | -            | -          |
| 053. Kelimutu            | -             | -         | -              | -          | -            | -          |
| 054. Ndori               | -             | -         | 9              | 9          | 9            | 9          |
| 060. Maurole             | -             | -         | -              | -          | -            | -          |
| 061. Kotabaru            | -             | -         | -              | -          | -            | -          |
| 062. Detukeli            | -             | -         | -              | -          | -            | -          |
| 063. Lepembusu Kelisoke  | -             | -         | -              | -          | -            | -          |
| 070. Detusoko            | -             | -         | -              | -          | -            | -          |
| 071. Wewaria             | -             | -         | -              | -          | -            | -          |
| <b>Kabupaten Ende</b>    | <b>92</b>     | <b>96</b> | <b>102</b>     | <b>101</b> | <b>194</b>   | <b>197</b> |

Lanjutan Tabel/*Continued Table* 4.1.4

| Kecamatan<br>Subdistrict | Murid/Pupils  |            |                |              |              |              |
|--------------------------|---------------|------------|----------------|--------------|--------------|--------------|
|                          | Negeri/Public |            | Swasta/Private |              | Jumlah/Total |              |
|                          | 2021/2022     | 2022/2023  | 2021/2022      | 2022/2023    | 2021/2022    | 2022/2023    |
| (1)                      | (14)          | (15)       | (16)           | (17)         | (18)         | (19)         |
| 010. Nangapanda          | 180           | 186        | 85             | 82           | 265          | 268          |
| 011. Pulau Ende          | -             | -          | 69             | 60           | 69           | 60           |
| 012. Maukaro             | -             | -          | -              | -            | -            | -            |
| 020. Ende                | -             | -          | -              | -            | -            | -            |
| 030. Ende Selatan        | -             | -          | 325            | 333          | 325          | 333          |
| 031. Ende Timur          | -             | -          | 329            | 353          | 329          | 353          |
| 032. Ende Tengah         | 623           | 626        | -              | -            | 623          | 626          |
| 033. Ende Utara          | -             | -          | 107            | 96           | 107          | 96           |
| 040. Ndona               | 120           | 139        | -              | -            | 120          | 139          |
| 041. Ndona Timur         | -             | -          | -              | -            | -            | -            |
| 050. Wolowaru            | -             | -          | 107            | 115          | 107          | 115          |
| 051. Wolojita            | -             | -          | -              | -            | -            | -            |
| 052. Lio Timur           | -             | -          | -              | -            | -            | -            |
| 053. Kelimutu            | -             | -          | -              | -            | -            | -            |
| 054. Ndori               | -             | -          | 72             | 84           | 72           | 84           |
| 060. Maurole             | -             | -          | -              | -            | -            | -            |
| 061. Kotabaru            | -             | -          | -              | -            | -            | -            |
| 062. Detukeli            | -             | -          | -              | -            | -            | -            |
| 063. Lepembusu Kelisoke  | -             | -          | -              | -            | -            | -            |
| 070. Detusoko            | -             | -          | -              | -            | -            | -            |
| 071. Wewaria             | -             | -          | -              | -            | -            | -            |
| <b>Kabupaten Ende</b>    | <b>923</b>    | <b>951</b> | <b>1 094</b>   | <b>1 123</b> | <b>2 017</b> | <b>2 074</b> |

Catatan/Note: Seluruh Raudatul Athfal (RA) berstatus swasta/All Raudatul Athfal (RA) are private  
 Sumber/Source: 2021/2022 - Kementerian Agama, EMIS, data semester ganjil laporan sampai dengan 31 Desember ((tahun))/ Ministry of Religious Affairs, EMIS, odd semester report data up to 31 Desember ((tahun))  
 2022/2023 - Kementerian Agama, Data Semester Ganjil ((tahun))

**Tabel**  
**Table** 4.1.5

**Jumlah Sekolah, Guru, dan Murid Sekolah Menengah Pertama (SMP) di Bawah Kementerian Pendidikan, Kebudayaan, Riset, dan Teknologi Menurut Kecamatan di Kabupaten Ende, 2021/2022 dan 2022/2023**  
**Number of Schools, Teachers, and Pupils in Junior High Schools Under The Ministry of Education, Culture, Research, and Technology by Subdistrict in Ende Regency, 2021/2022 and 2022/2023**

| Kecamatan<br>Subdistrict | Sekolah/Schools |           |                |           |              |           |
|--------------------------|-----------------|-----------|----------------|-----------|--------------|-----------|
|                          | Negeri/Public   |           | Swasta/Private |           | Jumlah/Total |           |
|                          | 2021/2022       | 2022/2023 | 2021/2022      | 2022/2023 | 2021/2022    | 2022/2023 |
| (1)                      | (2)             | (3)       | (4)            | (5)       | (6)          | (7)       |
| 010. Nangapanda          | 7               | 7         | 1              | 1         | 8            | 8         |
| 011. Pulau Ende          | 2               | 2         | -              | -         | 2            | 2         |
| 012. Maukaro             | 3               | 3         | 1              | 1         | 4            | 4         |
| 020. Ende                | 5               | 5         | 2              | 2         | 7            | 7         |
| 030. Ende Selatan        | 1               | 1         | 1              | 1         | 2            | 2         |
| 031. Ende Timur          | 1               | 1         | 2              | 2         | 3            | 3         |
| 032. Ende Tengah         | 2               | 2         | 6              | 6         | 8            | 8         |
| 033. Ende Utara          | 1               | 1         | 3              | 3         | 4            | 4         |
| 040. Ndona               | 4               | 4         | 3              | 3         | 7            | 7         |
| 041. Ndona Timur         | 2               | 2         | -              | -         | 2            | 2         |
| 050. Wolowaru            | 3               | 3         | 2              | 2         | 5            | 5         |
| 051. Wolojita            | 1               | 1         | 3              | 3         | 4            | 4         |
| 052. Lio Timur           | 2               | 2         | 1              | 1         | 3            | 3         |
| 053. Kelimutu            | 2               | 2         | 1              | 1         | 3            | 3         |
| 054. Ndori               | 2               | 2         | -              | -         | 2            | 2         |
| 060. Maurole             | 4               | 4         | -              | -         | 4            | 4         |
| 061. Kotabaru            | 3               | 3         | 1              | 1         | 4            | 4         |
| 062. Detukeli            | 2               | 2         | 1              | 1         | 3            | 3         |
| 063. Lepembusu Kelisoke  | 3               | 3         | -              | -         | 3            | 3         |
| 070. Detusoko            | 2               | 2         | 3              | 3         | 5            | 5         |
| 071. Wewaria             | 5               | 5         | 2              | 2         | 7            | 7         |
| <b>Kabupaten Ende</b>    | <b>57</b>       | <b>57</b> | <b>33</b>      | <b>33</b> | <b>90</b>    | <b>90</b> |

Lanjutan Tabel/*Continued Table* 4.1.5

| Kecamatan<br>Subdistrict | Guru /Teachers |            |                |            |              |              |
|--------------------------|----------------|------------|----------------|------------|--------------|--------------|
|                          | Negeri/Public  |            | Swasta/Private |            | Jumlah/Total |              |
|                          | 2021/2022      | 2022/2023  | 2021/2022      | 2022/2023  | 2021/2022    | 2022/2023    |
| (1)                      | (8)            | (9)        | (10)           | (11)       | (12)         | (13)         |
| 010. Nangapanda          | 92             | 98         | 11             | 13         | 103          | 111          |
| 011. Pulau Ende          | 28             | 27         | -              | -          | 28           | 27           |
| 012. Maukaro             | 35             | 36         | 10             | 11         | 45           | 47           |
| 020. Ende                | 57             | 58         | 24             | 25         | 81           | 83           |
| 030. Ende Selatan        | 34             | 33         | 14             | 14         | 48           | 47           |
| 031. Ende Timur          | 15             | 16         | 24             | 26         | 39           | 42           |
| 032. Ende Tengah         | 76             | 80         | 97             | 96         | 173          | 176          |
| 033. Ende Utara          | 30             | 28         | 61             | 63         | 91           | 91           |
| 040. Ndona               | 64             | 64         | 27             | 27         | 91           | 91           |
| 041. Ndona Timur         | 20             | 19         | -              | -          | 20           | 19           |
| 050. Wolowaru            | 46             | 42         | 22             | 25         | 68           | 67           |
| 051. Wolojita            | 13             | 15         | 20             | 23         | 33           | 38           |
| 052. Lio Timur           | 22             | 21         | 9              | 9          | 31           | 30           |
| 053. Kelimutu            | 25             | 25         | 10             | 12         | 35           | 37           |
| 054. Ndori               | 26             | 25         | -              | -          | 26           | 25           |
| 060. Maurole             | 68             | 75         | -              | -          | 68           | 75           |
| 061. Kotabaru            | 40             | 39         | 12             | 13         | 52           | 52           |
| 062. Detukeli            | 23             | 21         | 10             | 10         | 33           | 31           |
| 063. Lepembusu Kelisoke  | 34             | 35         | -              | -          | 34           | 35           |
| 070. Detusoko            | 22             | 23         | 34             | 36         | 56           | 59           |
| 071. Wewaria             | 55             | 54         | 26             | 24         | 81           | 78           |
| <b>Kabupaten Ende</b>    | <b>825</b>     | <b>834</b> | <b>411</b>     | <b>427</b> | <b>1 236</b> | <b>1 261</b> |

Lanjutan Tabel/Continued Table 4.1.5

| Kecamatan<br>Subdistrict | Murid/Students |              |                |              |               |               |
|--------------------------|----------------|--------------|----------------|--------------|---------------|---------------|
|                          | Negeri/Public  |              | Swasta/Private |              | Jumlah/Total  |               |
|                          | 2021/2022      | 2022/2023    | 2021/2022      | 2022/2023    | 2021/2022     | 2022/2023     |
| (1)                      | (14)           | (15)         | (16)           | (17)         | (18)          | (19)          |
| 010. Nangapanda          | 840            | 777          | 154            | 145          | 994           | 922           |
| 011. Pulau Ende          | 373            | 371          | -              | -            | 373           | 371           |
| 012. Maukaro             | 295            | 282          | 102            | 94           | 397           | 376           |
| 020. Ende                | 537            | 482          | 269            | 265          | 806           | 747           |
| 030. Ende Selatan        | 530            | 473          | 205            | 174          | 735           | 647           |
| 031. Ende Timur          | 83             | 85           | 218            | 214          | 301           | 299           |
| 032. Ende Tengah         | 1 306          | 1 313        | 1 653          | 1 483        | 2 959         | 2 796         |
| 033. Ende Utara          | 334            | 312          | 1 194          | 1 167        | 1 528         | 1 479         |
| 040. Ndona               | 712            | 669          | 211            | 189          | 923           | 858           |
| 041. Ndona Timur         | 187            | 201          | -              | -            | 187           | 201           |
| 050. Wolowaru            | 609            | 551          | 331            | 283          | 940           | 834           |
| 051. Wolojita            | 156            | 142          | 92             | 99           | 248           | 241           |
| 052. Lio Timur           | 309            | 289          | 42             | 66           | 351           | 355           |
| 053. Kelimutu            | 189            | 200          | 152            | 134          | 341           | 334           |
| 054. Ndori               | 285            | 255          | -              | -            | 285           | 255           |
| 060. Maurole             | 1 145          | 1 093        | -              | -            | 1 145         | 1 093         |
| 061. Kotabaru            | 561            | 512          | 179            | 191          | 740           | 703           |
| 062. Detukeli            | 141            | 148          | 149            | 146          | 290           | 294           |
| 063. Lepembusu Kelisoke  | 341            | 336          | -              | -            | 341           | 336           |
| 070. Detusoko            | 107            | 99           | 480            | 441          | 587           | 540           |
| 071. Wewaria             | 660            | 607          | 324            | 308          | 984           | 915           |
| <b>Kabupaten Ende</b>    | <b>9 700</b>   | <b>9 197</b> | <b>5 755</b>   | <b>5 399</b> | <b>15 455</b> | <b>14 596</b> |

Catatan/Note: ...

Sumber/Source: 2021/2022 - Kementerian Pendidikan, Kebudayaan, Riset, dan Teknologi, Sistem Data Pokok Pendidikan, data semester ganjil 2021/ Ministry of Education, Culture, Research, and Technology, Basic Education Data System, odd semester 2021

2022/2023 - Kementerian Pendidikan, Kebudayaan, Riset, dan Teknologi, Sistem Data Pokok Pendidikan, data semester ganjil/ Ministry of Education, Culture, Research, and Technology, Basic Education Data System, odd semester

**Tabel**  
**Table** 4.1.6

**Jumlah Sekolah, Guru, dan Murid Madrasah Tsanawiyah (MTs) di Bawah Kementerian Agama Menurut Kecamatan di Kabupaten Ende, 2021/2022 dan 2022/2023**  
**Number of Schools, Teachers, and Pupils in Madrasah Tsanawiyah (MTs) Under The Ministry of Religious Affairs by Subdistrict in Ende Regency, 2021/2022 and 2022/2023**

| Kecamatan<br>Subdistrict | Sekolah/Schools |           |                |           |              |           |
|--------------------------|-----------------|-----------|----------------|-----------|--------------|-----------|
|                          | Negeri/Public   |           | Swasta/Private |           | Jumlah/Total |           |
|                          | 2021/2022       | 2022/2023 | 2021/2022      | 2022/2023 | 2021/2022    | 2022/2023 |
| (1)                      | (2)             | (3)       | (4)            | (5)       | (6)          | (7)       |
| 010. Nangapanda          | 1               | 1         | 1              | 1         | 2            | 2         |
| 011. Pulau Ende          | -               | -         | 1              | 1         | 1            | 1         |
| 012. Maukaro             | -               | -         | -              | -         | -            | -         |
| 020. Ende                | -               | -         | -              | -         | -            | -         |
| 030. Ende Selatan        | -               | -         | 1              | 1         | 1            | 1         |
| 031. Ende Timur          | 1               | 1         | -              | -         | 1            | 1         |
| 032. Ende Tengah         | -               | -         | -              | -         | -            | -         |
| 033. Ende Utara          | -               | -         | 1              | 1         | 1            | 1         |
| 040. Ndona               | -               | -         | -              | -         | -            | -         |
| 041. Ndona Timur         | -               | -         | -              | -         | -            | -         |
| 050. Wolowaru            | 1               | 1         | -              | -         | 1            | 1         |
| 051. Wolojita            | -               | -         | -              | -         | -            | -         |
| 052. Lio Timur           | -               | -         | -              | -         | -            | -         |
| 053. Kelimutu            | -               | -         | -              | -         | -            | -         |
| 054. Ndori               | -               | -         | 1              | 1         | 1            | 1         |
| 060. Maurole             | -               | -         | -              | -         | -            | -         |
| 061. Kotabaru            | -               | -         | -              | -         | -            | -         |
| 062. Detukeli            | -               | -         | -              | -         | -            | -         |
| 063. Lepembusu Kelisoke  | -               | -         | -              | -         | -            | -         |
| 070. Detusoko            | -               | -         | -              | -         | -            | -         |
| 071. Wewaria             | -               | -         | -              | -         | -            | -         |
| <b>Kabupaten Ende</b>    | <b>3</b>        | <b>3</b>  | <b>5</b>       | <b>5</b>  | <b>8</b>     | <b>8</b>  |

Lanjutan Tabel/Continued Table 4.1.6

| Kecamatan<br>Subdistrict | Guru/Teachers |            |                |           |              |            |
|--------------------------|---------------|------------|----------------|-----------|--------------|------------|
|                          | Negeri/Public |            | Swasta/Private |           | Jumlah/Total |            |
|                          | 2021/2022     | 2022/2023  | 2021/2022      | 2022/2023 | 2021/2022    | 2022/2023  |
| (1)                      | (8)           | (9)        | (10)           | (11)      | (12)         | (13)       |
| 010. Nangapanda          | 33            | 35         | 18             | 20        | 51           | 55         |
| 011. Pulau Ende          | -             | -          | 13             | 18        | 13           | 18         |
| 012. Maukaro             | -             | -          | -              | -         | -            | -          |
| 020. Ende                | -             | -          | -              | -         | -            | -          |
| 030. Ende Selatan        | -             | -          | 10             | 10        | 10           | 10         |
| 031. Ende Timur          | 69            | 70         | -              | -         | 69           | 70         |
| 032. Ende Tengah         | -             | -          | -              | -         | -            | -          |
| 033. Ende Utara          | -             | -          | 17             | 19        | 17           | 19         |
| 040. Ndonga              | -             | -          | -              | -         | -            | -          |
| 041. Ndonga Timur        | -             | -          | -              | -         | -            | -          |
| 050. Wolowaru            | 26            | 29         | -              | -         | 26           | 29         |
| 051. Wolojita            | -             | -          | -              | -         | -            | -          |
| 052. Lio Timur           | -             | -          | -              | -         | -            | -          |
| 053. Kelimutu            | -             | -          | -              | -         | -            | -          |
| 054. Ndori               | -             | -          | 12             | 13        | 12           | 13         |
| 060. Maurole             | -             | -          | -              | -         | -            | -          |
| 061. Kotabaru            | -             | -          | -              | -         | -            | -          |
| 062. Detukeli            | -             | -          | -              | -         | -            | -          |
| 063. Lepembusu Kelisoke  | -             | -          | -              | -         | -            | -          |
| 070. Detusoko            | -             | -          | -              | -         | -            | -          |
| 071. Wewaria             | -             | -          | -              | -         | -            | -          |
| <b>Kabupaten Ende</b>    | <b>128</b>    | <b>134</b> | <b>70</b>      | <b>80</b> | <b>198</b>   | <b>214</b> |



Lanjutan Tabel/Continued Table 4.1.6

| Kecamatan<br>Subdistrict | Murid/Pupils  |              |                |            |              |              |
|--------------------------|---------------|--------------|----------------|------------|--------------|--------------|
|                          | Negeri/Public |              | Swasta/Private |            | Jumlah/Total |              |
|                          | 2021/2022     | 2022/2023    | 2021/2022      | 2022/2023  | 2021/2022    | 2022/2023    |
| (1)                      | (14)          | (15)         | (16)           | (17)       | (18)         | (19)         |
| 010. Nangapanda          | 209           | 226          | 127            | 125        | 336          | 351          |
| 011. Pulau Ende          | -             | -            | 124            | 126        | 124          | 126          |
| 012. Maukaro             | -             | -            | -              | -          | -            | -            |
| 020. Ende                | -             | -            | -              | -          | -            | -            |
| 030. Ende Selatan        | -             | -            | 28             | 15         | 28           | 15           |
| 031. Ende Timur          | 990           | 943          | -              | -          | 990          | 943          |
| 032. Ende Tengah         | -             | -            | -              | -          | -            | -            |
| 033. Ende Utara          | -             | -            | 109            | 89         | 109          | 89           |
| 040. Ndona               | -             | -            | -              | -          | -            | -            |
| 041. Ndona Timur         | -             | -            | -              | -          | -            | -            |
| 050. Wolowaru            | 257           | 264          | -              | -          | 257          | 264          |
| 051. Wolojita            | -             | -            | -              | -          | -            | -            |
| 052. Lio Timur           | -             | -            | -              | -          | -            | -            |
| 053. Kelimutu            | -             | -            | -              | -          | -            | -            |
| 054. Ndori               | -             | -            | 65             | 60         | 65           | 60           |
| 060. Maurole             | -             | -            | -              | -          | -            | -            |
| 061. Kotabaru            | -             | -            | -              | -          | -            | -            |
| 062. Detukeli            | -             | -            | -              | -          | -            | -            |
| 063. Lepembusu Kelisoke  | -             | -            | -              | -          | -            | -            |
| 070. Detusoko            | -             | -            | -              | -          | -            | -            |
| 071. Wewaria             | -             | -            | -              | -          | -            | -            |
| <b>Kabupaten Ende</b>    | <b>1 456</b>  | <b>1 433</b> | <b>453</b>     | <b>415</b> | <b>1 909</b> | <b>1 848</b> |

Catatan/Note: Seluruh Raudatul Athfal (RA) berstatus swasta/All Raudatul Athfal (RA) are private  
 Sumber/Source: 2021/2022 - Kementerian Agama, EMIS, data semester ganjil laporan sampai dengan 31 Desember ((tahun))/Ministry of Religious Affairs, EMIS, odd semester report data up to 31 Desember ((tahun))  
 2022/2023 - Kementerian Agama, Data Semester Ganjil ((tahun))

**Tabel**  
**Table** 4.1.7**Jumlah Sekolah, Guru, dan Murid Sekolah Menengah Atas (SMA) di Bawah Kementerian Pendidikan, Kebudayaan, Riset, dan Teknologi Menurut Kecamatan di Kabupaten Ende, 2021/2022 dan 2022/2023****Number of Schools, Teachers, and Pupils in Senior High School Under The Ministry of Education, Culture, Research, and Technology by Subdistrict in Ende Regency, 2021/2022 and 2022/2023**

| Kecamatan<br>Subdistrict | Sekolah/Schools |           |                |           |              |           |
|--------------------------|-----------------|-----------|----------------|-----------|--------------|-----------|
|                          | Negeri/Public   |           | Swasta/Private |           | Jumlah/Total |           |
|                          | 2021/2022       | 2022/2023 | 2021/2022      | 2022/2023 | 2021/2022    | 2022/2023 |
| (1)                      | (2)             | (3)       | (4)            | (5)       | (6)          | (7)       |
| 010. Nangapanda          | 1               | 1         | 1              | 1         | 2            | 2         |
| 011. Pulau Ende          | 1               | 1         | -              | -         | 1            | 1         |
| 012. Maukaro             | -               | -         | -              | -         | -            | -         |
| 020. Ende                | -               | -         | -              | -         | -            | -         |
| 030. Ende Selatan        | -               | -         | 1              | 1         | 1            | 1         |
| 031. Ende Timur          | -               | -         | 2              | 2         | 2            | 2         |
| 032. Ende Tengah         | 1               | 1         | 4              | 4         | 5            | 5         |
| 033. Ende Utara          | 1               | 1         | 2              | 2         | 3            | 3         |
| 040. Ndona               | -               | -         | -              | -         | -            | -         |
| 041. Ndona Timur         | -               | -         | -              | -         | -            | -         |
| 050. Wolowaru            | 1               | 1         | -              | -         | 1            | 1         |
| 051. Wolojita            | 1               | 1         | -              | -         | 1            | 1         |
| 052. Lio Timur           | -               | -         | 1              | 1         | 1            | 1         |
| 053. Kelimutu            | -               | -         | -              | -         | -            | -         |
| 054. Ndori               | -               | -         | -              | -         | -            | -         |
| 060. Maurole             | 1               | 1         | 1              | 1         | 2            | 2         |
| 061. Kotabaru            | -               | -         | -              | -         | -            | -         |
| 062. Detukeli            | -               | -         | -              | -         | -            | -         |
| 063. Lepembusu Kelisoke  | -               | -         | -              | -         | -            | -         |
| 070. Detusoko            | 1               | 1         | -              | -         | 1            | 1         |
| 071. Wewaria             | 1               | 1         | -              | -         | 1            | 1         |
| <b>Kabupaten Ende</b>    | <b>9</b>        | <b>9</b>  | <b>12</b>      | <b>12</b> | <b>21</b>    | <b>21</b> |

Lanjutan Tabel/*Continued Table 4.1.7*

| Kecamatan<br>Subdistrict | Guru /Teachers |            |                |            |              |            |
|--------------------------|----------------|------------|----------------|------------|--------------|------------|
|                          | Negeri/Public  |            | Swasta/Private |            | Jumlah/Total |            |
|                          | 2021/2022      | 2022/2023  | 2021/2022      | 2022/2023  | 2021/2022    | 2022/2023  |
| (1)                      | (8)            | (9)        | (10)           | (11)       | (12)         | (13)       |
| 010. Nangapanda          | 37             | 39         | 15             | 16         | 52           | 55         |
| 011. Pulau Ende          | 22             | 22         | -              | -          | 22           | 22         |
| 012. Maukaro             | -              | -          | -              | -          | -            | -          |
| 020. Ende                | -              | -          | -              | -          | -            | -          |
| 030. Ende Selatan        | -              | -          | 29             | 34         | 29           | 34         |
| 031. Ende Timur          | -              | -          | 48             | 52         | 48           | 52         |
| 032. Ende Tengah         | 81             | 77         | 100            | 101        | 181          | 178        |
| 033. Ende Utara          | 67             | 65         | 68             | 70         | 135          | 135        |
| 040. Ndona               | -              | -          | -              | -          | -            | -          |
| 041. Ndona Timur         | -              | -          | -              | -          | -            | -          |
| 050. Wolowaru            | 37             | 38         | -              | -          | 37           | 38         |
| 051. Wolojita            | 19             | 18         | -              | -          | 19           | 18         |
| 052. Lio Timur           | -              | -          | 20             | 21         | 20           | 21         |
| 053. Kelimutu            | -              | -          | -              | -          | -            | -          |
| 054. Ndori               | -              | -          | -              | -          | -            | -          |
| 060. Maurole             | 40             | 38         | 17             | 20         | 57           | 58         |
| 061. Kotabaru            | -              | -          | -              | -          | -            | -          |
| 062. Detukeli            | -              | -          | -              | -          | -            | -          |
| 063. Lepembusu Kelisoke  | -              | -          | -              | -          | -            | -          |
| 070. Detusoko            | 25             | 27         | -              | -          | 25           | 27         |
| 071. Wewaria             | 22             | 23         | -              | -          | 22           | 23         |
| <b>Kabupaten Ende</b>    | <b>350</b>     | <b>347</b> | <b>297</b>     | <b>314</b> | <b>647</b>   | <b>661</b> |

Lanjutan Tabel/Continued Table 4.1.7

| Kecamatan<br>Subdistrict | Murid/Students |              |                |              |              |              |
|--------------------------|----------------|--------------|----------------|--------------|--------------|--------------|
|                          | Negeri/Public  |              | Swasta/Private |              | Jumlah/Total |              |
|                          | 2021/2022      | 2022/2023    | 2021/2022      | 2022/2023    | 2021/2022    | 2022/2023    |
| (1)                      | (14)           | (15)         | (16)           | (17)         | (18)         | (19)         |
| 010. Nangapanda          | 341            | 349          | 98             | 88           | 439          | 437          |
| 011. Pulau Ende          | 194            | 207          | -              | -            | 194          | 207          |
| 012. Maukaro             | -              | -            | -              | -            | -            | -            |
| 020. Ende                | -              | -            | -              | -            | -            | -            |
| 030. Ende Selatan        | -              | -            | 329            | 330          | 329          | 330          |
| 031. Ende Timur          | -              | -            | 574            | 481          | 574          | 481          |
| 032. Ende Tengah         | 1 243          | 1 280        | 1 422          | 1 352        | 2 665        | 2 632        |
| 033. Ende Utara          | 825            | 876          | 714            | 723          | 1 539        | 1 599        |
| 040. Ndona               | -              | -            | -              | -            | -            | -            |
| 041. Ndona Timur         | -              | -            | -              | -            | -            | -            |
| 050. Wolowaru            | 509            | 559          | -              | -            | 509          | 559          |
| 051. Wolojita            | 102            | 108          | -              | -            | 102          | 108          |
| 052. Lio Timur           | -              | -            | 166            | 157          | 166          | 157          |
| 053. Kelimutu            | -              | -            | -              | -            | -            | -            |
| 054. Ndori               | -              | -            | -              | -            | -            | -            |
| 060. Maurole             | 572            | 579          | 36             | 50           | 608          | 629          |
| 061. Kotabaru            | -              | -            | -              | -            | -            | -            |
| 062. Detukeli            | -              | -            | -              | -            | -            | -            |
| 063. Lepembusu Kelisoke  | -              | -            | -              | -            | -            | -            |
| 070. Detusoko            | 195            | 182          | -              | -            | 195          | 182          |
| 071. Wewaria             | 176            | 183          | -              | -            | 176          | 183          |
| <b>Kabupaten Ende</b>    | <b>4 157</b>   | <b>4 323</b> | <b>3 339</b>   | <b>3 181</b> | <b>7 496</b> | <b>7 504</b> |

Catatan/Note: ...

Sumber/Source: 2021/2022 - Kementerian Pendidikan, Kebudayaan, Riset, dan Teknologi, Sistem Data Pokok Pendidikan, data semester ganjil 2021/ Ministry of Education, Culture, Research, and Technology, Basic Education Data System, odd semester 2021

2022/2023 - Kementerian Pendidikan, Kebudayaan, Riset, dan Teknologi, Sistem Data Pokok Pendidikan, data semester ganjil/ Ministry of Education, Culture, Research, and Technology, Basic Education Data System, odd semester

**Tabel**  
**Table** 4.1.8

**Jumlah Sekolah, Guru, dan Murid Sekolah Menengah Kejuruan (SMK) di Bawah Kementerian Pendidikan, Kebudayaan, Riset, dan Teknologi Menurut Kecamatan di Kabupaten Ende, 2021/2022 dan 2022/2023**  
**Number of Schools, Teachers, and Pupils in Vocational High Schools Under The Ministry of Education, Culture, Research, and Technology by Subdistrict in Ende Regency, 2021/2022 and 2022/2023**

| Kecamatan<br>Subdistrict | Sekolah/Schools |           |                |           |              |           |
|--------------------------|-----------------|-----------|----------------|-----------|--------------|-----------|
|                          | Negeri/Public   |           | Swasta/Private |           | Jumlah/Total |           |
|                          | 2021/2022       | 2022/2023 | 2021/2022      | 2022/2023 | 2021/2022    | 2022/2023 |
| (1)                      | (2)             | (3)       | (4)            | (5)       | (6)          | (7)       |
| 010. Nangapanda          | -               | -         | -              | -         | -            | -         |
| 011. Pulau Ende          | -               | -         | -              | -         | -            | -         |
| 012. Maukaro             | 1               | 1         | -              | -         | 1            | 1         |
| 020. Ende                | -               | -         | -              | -         | -            | -         |
| 030. Ende Selatan        | -               | -         | -              | -         | -            | -         |
| 031. Ende Timur          | 2               | 2         | 1              | 1         | 3            | 3         |
| 032. Ende Tengah         | -               | -         | 3              | 3         | 3            | 3         |
| 033. Ende Utara          | -               | -         | 3              | 3         | 3            | 3         |
| 040. Ndonga              | -               | -         | 3              | 3         | 3            | 3         |
| 041. Ndonga Timur        | -               | -         | -              | -         | -            | -         |
| 050. Wolowaru            | -               | -         | -              | -         | -            | -         |
| 051. Wolojita            | -               | -         | -              | -         | -            | -         |
| 052. Lio Timur           | -               | -         | -              | 1         | -            | 1         |
| 053. Kelimutu            | 1               | 1         | -              | -         | 1            | 1         |
| 054. Ndori               | -               | -         | 1              | 1         | 1            | 1         |
| 060. Maurole             | -               | -         | -              | -         | -            | -         |
| 061. Kotabaru            | 1               | 1         | -              | -         | 1            | 1         |
| 062. Detukeli            | 1               | 1         | -              | -         | 1            | 1         |
| 063. Lepembusu Kelisoke  | -               | -         | -              | -         | -            | -         |
| 070. Detusoko            | -               | -         | -              | -         | -            | -         |
| 071. Wewaria             | 1               | 1         | -              | -         | 1            | 1         |
| <b>Kabupaten Ende</b>    | <b>7</b>        | <b>7</b>  | <b>11</b>      | <b>12</b> | <b>18</b>    | <b>19</b> |

Lanjutan Tabel/Continued Table 4.1.8

| Kecamatan<br>Subdistrict | Guru /Teachers |            |                |            |              |            |
|--------------------------|----------------|------------|----------------|------------|--------------|------------|
|                          | Negeri/Public  |            | Swasta/Private |            | Jumlah/Total |            |
|                          | 2021/2022      | 2022/2023  | 2021/2022      | 2022/2023  | 2021/2022    | 2022/2023  |
| (1)                      | (8)            | (9)        | (10)           | (11)       | (12)         | (13)       |
| 010. Nangapanda          | -              | -          | -              | -          | -            | -          |
| 011. Pulau Ende          | -              | -          | -              | -          | -            | -          |
| 012. Maukaro             | 19             | 19         | -              | -          | 19           | 19         |
| 020. Ende                | -              | -          | -              | -          | -            | -          |
| 030. Ende Selatan        | -              | -          | -              | -          | -            | -          |
| 031. Ende Timur          | 276            | 283        | 22             | 22         | 298          | 305        |
| 032. Ende Tengah         | -              | -          | 81             | 87         | 81           | 87         |
| 033. Ende Utara          | -              | -          | 40             | 57         | 40           | 57         |
| 040. Ndona               | -              | -          | 52             | 52         | 52           | 52         |
| 041. Ndona Timur         | -              | -          | -              | -          | -            | -          |
| 050. Wolowaru            | -              | -          | -              | -          | -            | -          |
| 051. Wolojita            | -              | -          | -              | -          | -            | -          |
| 052. Lio Timur           | -              | -          | -              | 7          | -            | 7          |
| 053. Kelimutu            | 27             | 30         | -              | -          | 27           | 30         |
| 054. Ndori               | -              | -          | 15             | 13         | 15           | 13         |
| 060. Maurole             | -              | -          | -              | -          | -            | -          |
| 061. Kotabaru            | 19             | 19         | -              | -          | 19           | 19         |
| 062. Detukeli            | 10             | 9          | -              | -          | 10           | 9          |
| 063. Lepembusu Kelisoke  | -              | -          | -              | -          | -            | -          |
| 070. Detusoko            | -              | -          | -              | -          | -            | -          |
| 071. Wewaria             | 22             | 22         | -              | -          | 22           | 22         |
| <b>Kabupaten Ende</b>    | <b>373</b>     | <b>382</b> | <b>210</b>     | <b>238</b> | <b>583</b>   | <b>620</b> |

Lanjutan Tabel/*Continued Table* 4.1.8

| Kecamatan<br>Subdistrict | Murid/Pupils  |              |                |              |              |              |
|--------------------------|---------------|--------------|----------------|--------------|--------------|--------------|
|                          | Negeri/Public |              | Swasta/Private |              | Jumlah/Total |              |
|                          | 2021/2022     | 2022/2023    | 2021/2022      | 2022/2023    | 2021/2022    | 2022/2023    |
| (1)                      | (14)          | (15)         | (16)           | (17)         | (18)         | (19)         |
| 010. Nangapanda          | -             | -            | -              | -            | -            | -            |
| 011. Pulau Ende          | -             | -            | -              | -            | -            | -            |
| 012. Maukaro             | 85            | 77           | -              | -            | 85           | 77           |
| 020. Ende                | -             | -            | -              | -            | -            | -            |
| 030. Ende Selatan        | -             | -            | -              | -            | -            | -            |
| 031. Ende Timur          | 3 834         | 3 983        | 346            | 330          | 4 180        | 4 313        |
| 032. Ende Tengah         | -             | -            | 1 313          | 1 279        | 1 313        | 1 279        |
| 033. Ende Utara          | -             | -            | 264            | 255          | 264          | 255          |
| 040. Ndona               | -             | -            | 450            | 421          | 450          | 421          |
| 041. Ndona Timur         | -             | -            | -              | -            | -            | -            |
| 050. Wolowaru            | -             | -            | -              | -            | -            | -            |
| 051. Wolojita            | -             | -            | -              | -            | -            | -            |
| 052. Lio Timur           | -             | -            | -              | 13           | -            | 13           |
| 053. Kelimutu            | 134           | 127          | -              | -            | 134          | 127          |
| 054. Ndori               | -             | -            | 46             | 98           | 46           | 98           |
| 060. Maurole             | -             | -            | -              | -            | -            | -            |
| 061. Kotabaru            | 65            | 83           | -              | -            | 65           | 83           |
| 062. Detukeli            | 11            | 18           | -              | -            | 11           | 18           |
| 063. Lepembusu Kelisoke  | -             | -            | -              | -            | -            | -            |
| 070. Detusoko            | -             | -            | -              | -            | -            | -            |
| 071. Wewaria             | 80            | 62           | -              | -            | 80           | 62           |
| <b>Kabupaten Ende</b>    | <b>4 209</b>  | <b>4 350</b> | <b>2 419</b>   | <b>2 396</b> | <b>6 628</b> | <b>6 746</b> |

Catatan/Note: ...

Sumber/Source: 2021/2022 - Kementerian Pendidikan, Kebudayaan, Riset, dan Teknologi, Sistem Data Pokok Pendidikan, data semester ganjil 2021/ Ministry of Education, Culture, Research, and Technology, Basic Education Data System, odd semester 2021  
 2022/2023 - Kementerian Pendidikan, Kebudayaan, Riset, dan Teknologi, Sistem Data Pokok Pendidikan, data semester genap 2022/ Ministry of Education, Culture, Research, and Technology, Basic Education Data System, even semester

**Tabel**  
**Table** 4.1.9

**Jumlah Sekolah, Guru, dan Murid Madrasah Aliyah (MA) di Bawah Kementerian Agama Menurut Kecamatan di Kabupaten Ende, 2021/2021 dan 2022/2023**  
**Number of Schools, Teachers, and Pupils in Madrasah Aliyah (MA) Under the Ministry of Religious Affairs by Subdistrict in Ende Regency, 2021/2022 and 2022/2023**

| Kecamatan<br>Subdistrict | Sekolah/Schools |           |                |           |              |           |
|--------------------------|-----------------|-----------|----------------|-----------|--------------|-----------|
|                          | Negeri/Public   |           | Swasta/Private |           | Jumlah/Total |           |
|                          | 2021/2022       | 2022/2023 | 2021/2022      | 2022/2023 | 2021/2022    | 2022/2023 |
| (1)                      | (2)             | (3)       | (4)            | (5)       | (6)          | (7)       |
| 010. Nangapanda          | 1               | 1         | 1              | 1         | 2            | 2         |
| 011. Pulau Ende          | -               | -         | 1              | 1         | 1            | 1         |
| 012. Maukaro             | -               | -         | -              | -         | -            | -         |
| 020. Ende                | -               | -         | -              | -         | -            | -         |
| 030. Ende Selatan        | -               | -         | 1              | 1         | 1            | 1         |
| 031. Ende Timur          | 1               | 1         | -              | -         | 1            | 1         |
| 032. Ende Tengah         | -               | -         | -              | -         | -            | -         |
| 033. Ende Utara          | -               | -         | 1              | 1         | 1            | 1         |
| 040. Ndona               | -               | -         | -              | -         | -            | -         |
| 041. Ndona Timur         | -               | -         | -              | -         | -            | -         |
| 050. Wolowaru            | -               | -         | 1              | 1         | 1            | 1         |
| 051. Wolojita            | -               | -         | -              | -         | -            | -         |
| 052. Lio Timur           | -               | -         | -              | -         | -            | -         |
| 053. Kelimutu            | -               | -         | -              | -         | -            | -         |
| 054. Ndori               | -               | -         | -              | -         | -            | -         |
| 060. Maurole             | -               | -         | -              | -         | -            | -         |
| 061. Kotabaru            | -               | -         | -              | -         | -            | -         |
| 062. Detukeli            | -               | -         | -              | -         | -            | -         |
| 063. Lepembusu Kelisoke  | -               | -         | -              | -         | -            | -         |
| 070. Detusoko            | -               | -         | -              | -         | -            | -         |
| 071. Wewaria             | -               | -         | -              | -         | -            | -         |
| <b>Kabupaten Ende</b>    | <b>2</b>        | <b>2</b>  | <b>5</b>       | <b>5</b>  | <b>7</b>     | <b>7</b>  |



Lanjutan Tabel/*Continued Table* 4.1.9

| Kecamatan<br>Subdistrict | Guru/Teachers |            |                |            |              |            |
|--------------------------|---------------|------------|----------------|------------|--------------|------------|
|                          | Negeri/Public |            | Swasta/Private |            | Jumlah/Total |            |
|                          | 2021/2022     | 2022/2023  | 2021/2022      | 2022/2023  | 2021/2022    | 2022/2023  |
| (1)                      | (8)           | (9)        | (10)           | (11)       | (12)         | (13)       |
| 010. Nangapanda          | 24            | 39         | 17             | 25         | 41           | 64         |
| 011. Pulau Ende          | -             | -          | 23             | 21         | 23           | 21         |
| 012. Maukaro             | -             | -          | -              | -          | -            | -          |
| 020. Ende                | -             | -          | -              | -          | -            | -          |
| 030. Ende Selatan        | -             | -          | 11             | 13         | 11           | 13         |
| 031. Ende Timur          | 100           | 99         | -              | -          | 100          | 99         |
| 032. Ende Tengah         | -             | -          | -              | -          | -            | -          |
| 033. Ende Utara          | -             | -          | 18             | 22         | 18           | 22         |
| 040. Ndona               | -             | -          | -              | -          | -            | -          |
| 041. Ndona Timur         | -             | -          | -              | -          | -            | -          |
| 050. Wolowaru            | -             | -          | 25             | 32         | 25           | 32         |
| 051. Wolojita            | -             | -          | -              | -          | -            | -          |
| 052. Lio Timur           | -             | -          | -              | -          | -            | -          |
| 053. Kelimutu            | -             | -          | -              | -          | -            | -          |
| 054. Ndori               | -             | -          | -              | -          | -            | -          |
| 060. Maurole             | -             | -          | -              | -          | -            | -          |
| 061. Kotabaru            | -             | -          | -              | -          | -            | -          |
| 062. Detukeli            | -             | -          | -              | -          | -            | -          |
| 063. Lepembusu Kelisoke  | -             | -          | -              | -          | -            | -          |
| 070. Detusoko            | -             | -          | -              | -          | -            | -          |
| 071. Wewaria             | -             | -          | -              | -          | -            | -          |
| <b>Kabupaten Ende</b>    | <b>124</b>    | <b>138</b> | <b>94</b>      | <b>113</b> | <b>218</b>   | <b>251</b> |

Lanjutan Tabel/Continued Table 4.1.9

| Kecamatan<br>Subdistrict | Murid/Pupils  |              |                |            |              |              |
|--------------------------|---------------|--------------|----------------|------------|--------------|--------------|
|                          | Negeri/Public |              | Swasta/Private |            | Jumlah/Total |              |
|                          | 2021/2022     | 2022/2023    | 2021/2022      | 2022/2023  | 2021/2022    | 2022/2023    |
| (1)                      | (14)          | (15)         | (16)           | (17)       | (18)         | (19)         |
| 010. Nangapanda          | 165           | 218          | 160            | 225        | 325          | 443          |
| 011. Pulau Ende          | -             | -            | 159            | 149        | 159          | 149          |
| 012. Maukaro             | -             | -            | -              | -          | -            | -            |
| 020. Ende                | -             | -            | -              | -          | -            | -            |
| 030. Ende Selatan        | -             | -            | 50             | 16         | 50           | 16           |
| 031. Ende Timur          | 1 119         | 1 134        | -              | -          | 1 119        | 1 134        |
| 032. Ende Tengah         | -             | -            | -              | -          | -            | -            |
| 033. Ende Utara          | -             | -            | 93             | 99         | 93           | 99           |
| 040. Ndona               | -             | -            | -              | -          | -            | -            |
| 041. Ndona Timur         | -             | -            | -              | -          | -            | -            |
| 050. Wolowaru            | -             | -            | 244            | 246        | 244          | 246          |
| 051. Wolojita            | -             | -            | -              | -          | -            | -            |
| 052. Lio Timur           | -             | -            | -              | -          | -            | -            |
| 053. Kelimutu            | -             | -            | -              | -          | -            | -            |
| 054. Ndori               | -             | -            | -              | -          | -            | -            |
| 060. Maurole             | -             | -            | -              | -          | -            | -            |
| 061. Kotabaru            | -             | -            | -              | -          | -            | -            |
| 062. Detukeli            | -             | -            | -              | -          | -            | -            |
| 063. Lepembusu Kelisoke  | -             | -            | -              | -          | -            | -            |
| 070. Detusoko            | -             | -            | -              | -          | -            | -            |
| 071. Wewaria             | -             | -            | -              | -          | -            | -            |
| <b>Kabupaten Ende</b>    | <b>1 284</b>  | <b>1 352</b> | <b>706</b>     | <b>735</b> | <b>1 990</b> | <b>2 087</b> |

Catatan/Note: Seluruh Raudatul Athfal (RA) berstatus swasta/All Raudatul Athfal (RA) are private.

Sumber/Source: 2021/2022 - Kementerian Agama, EMIS, data semester ganjil laporan sampai dengan 31 Desember ((tahun))/ Ministry of Religious Affairs, EMIS, odd semester report data up to 31 Desember ((tahun))  
2022/2023 - Kementerian Agama, Data Semester Ganjil ((tahun))

**Tabel**  
**Table** 4.1.10

**Jumlah Desa<sup>1</sup>/Kelurahan yang Memiliki Fasilitas Sekolah Menurut Kecamatan dan Tingkat Pendidikan di Kabupaten Ende, 2019-2021**  
**Number of Villages<sup>1</sup>/Kelurahan Having Educational Facilities by Subdistrict and Educational Level in Ende Regency, 2019-2021**

| Kecamatan<br>Subdistrict | SD<br>Primary School |            |            |
|--------------------------|----------------------|------------|------------|
|                          | 2019                 | 2020       | 2021       |
| (1)                      | (2)                  | (3)        | (4)        |
| 010. Nangapanda          | 25                   | 26         | 25         |
| 011. Pulau Ende          | 8                    | 8          | 7          |
| 012. Maukaro             | 10                   | 10         | 10         |
| 020. Ende                | 24                   | 24         | 24         |
| 030. Ende Selatan        | 5                    | 5          | 5          |
| 031. Ende Timur          | 6                    | 6          | 6          |
| 032. Ende Tengah         | 4                    | 4          | 4          |
| 033. Ende Utara          | 9                    | 9          | 9          |
| 040. Ndona               | 13                   | 13         | 13         |
| 041. Ndona Timur         | 6                    | 6          | 6          |
| 050. Wolowaru            | 17                   | 17         | 13         |
| 051. Wolojita            | 6                    | 6          | 6          |
| 052. Lio Timur           | 12                   | 12         | 12         |
| 053. Kelimutu            | 8                    | 8          | 8          |
| 054. Ndori               | 9                    | 9          | 9          |
| 060. Maurole             | 12                   | 12         | 12         |
| 061. Kotabaru            | 12                   | 12         | 12         |
| 062. Detukeli            | 11                   | 11         | 11         |
| 063. Lepembusu Kelisoke  | 13                   | 13         | 13         |
| 070. Detusoko            | 19                   | 19         | 18         |
| 071. Wewaria             | 19                   | 20         | 20         |
| <b>Kabupaten Ende</b>    | <b>248</b>           | <b>250</b> | <b>243</b> |

Lanjutan Tabel/*Continued Table* 4.1.10

| Kecamatan<br>Subdistrict | SMP<br>Junior High School |           |           |
|--------------------------|---------------------------|-----------|-----------|
|                          | 2019                      | 2020      | 2021      |
| (1)                      | (5)                       | (6)       | (7)       |
| 010. Nangapanda          | 9                         | 11        | 10        |
| 011. Pulau Ende          | 3                         | 3         | 3         |
| 012. Maukaro             | 3                         | 3         | 3         |
| 020. Ende                | 7                         | 7         | 7         |
| 030. Ende Selatan        | 2                         | 2         | 2         |
| 031. Ende Timur          | 3                         | 3         | 3         |
| 032. Ende Tengah         | 3                         | 3         | 2         |
| 033. Ende Utara          | 3                         | 3         | 3         |
| 040. Ndona               | 7                         | 7         | 7         |
| 041. Ndona Timur         | 2                         | 2         | 2         |
| 050. Wolowaru            | 4                         | 4         | 2         |
| 051. Wolojita            | 3                         | 3         | 3         |
| 052. Lio Timur           | 2                         | 2         | 2         |
| 053. Kelimutu            | 3                         | 3         | 3         |
| 054. Ndori               | 2                         | 2         | 2         |
| 060. Maurole             | 4                         | 4         | 4         |
| 061. Kotabaru            | 4                         | 4         | 4         |
| 062. Detukeli            | 3                         | 3         | 3         |
| 063. Lepembusu Kelisoke  | 3                         | 3         | 3         |
| 070. Detusoko            | 5                         | 5         | 5         |
| 071. Wewaria             | 6                         | 6         | 6         |
| <b>Kabupaten Ende</b>    | <b>81</b>                 | <b>83</b> | <b>79</b> |

Lanjutan Tabel/*Continued Table* 4.1.10

| Kecamatan<br>Subdistrict | SMA<br>Senior High School |           |           |
|--------------------------|---------------------------|-----------|-----------|
|                          | 2019                      | 2020      | 2021      |
| (1)                      | (8)                       | (9)       | (10)      |
| 010. Nangapanda          | 3                         | 3         | 3         |
| 011. Pulau Ende          | 2                         | 2         | 2         |
| 012. Maukaro             | -                         | -         | -         |
| 020. Ende                | -                         | 1         | -         |
| 030. Ende Selatan        | 1                         | 1         | 1         |
| 031. Ende Timur          | 1                         | 1         | 1         |
| 032. Ende Tengah         | 2                         | 2         | 2         |
| 033. Ende Utara          | 2                         | 2         | 2         |
| 040. Ndona               | 1                         | 1         | 1         |
| 041. Ndona Timur         | -                         | -         | -         |
| 050. Wolowaru            | 2                         | 2         | 1         |
| 051. Wolojita            | 1                         | 1         | 1         |
| 052. Lio Timur           | 1                         | 1         | 1         |
| 053. Kelimutu            | -                         | -         | -         |
| 054. Ndori               | -                         | -         | -         |
| 060. Maurole             | 2                         | 2         | 2         |
| 061. Kotabaru            | -                         | -         | -         |
| 062. Detukeli            | -                         | -         | -         |
| 063. Lepembusu Kelisoke  | -                         | -         | -         |
| 070. Detusoko            | 1                         | 1         | 1         |
| 071. Wewaria             | 1                         | 1         | 2         |
| <b>Kabupaten Ende</b>    | <b>20</b>                 | <b>21</b> | <b>20</b> |

Lanjutan Tabel/*Continued Table* 4.1.10

| Kecamatan<br>Subdistrict | SMK<br>Vocational School |           |           |
|--------------------------|--------------------------|-----------|-----------|
|                          | 2019                     | 2020      | 2021      |
| (1)                      | (11)                     | (12)      | (13)      |
| 010. Nangapanda          | -                        | -         | 1         |
| 011. Pulau Ende          | -                        | -         | -         |
| 012. Maukaro             | 1                        | 1         | 1         |
| 020. Ende                | -                        | -         | -         |
| 030. Ende Selatan        | -                        | -         | -         |
| 031. Ende Timur          | 1                        | 1         | 1         |
| 032. Ende Tengah         | 1                        | 1         | 1         |
| 033. Ende Utara          | 2                        | 2         | 2         |
| 040. Ndona               | 2                        | 3         | 3         |
| 041. Ndona Timur         | -                        | -         | -         |
| 050. Wolowaru            | -                        | -         | -         |
| 051. Wolojita            | -                        | -         | -         |
| 052. Lio Timur           | -                        | -         | -         |
| 053. Kelimutu            | 1                        | 1         | 1         |
| 054. Ndori               | -                        | -         | -         |
| 060. Maurole             | -                        | -         | -         |
| 061. Kotabaru            | 1                        | 1         | 1         |
| 062. Detukeli            | 1                        | 1         | 1         |
| 063. Lepembusu Kelisoke  | -                        | -         | 1         |
| 070. Detusoko            | -                        | -         | -         |
| 071. Wewaria             | 1                        | 1         | 1         |
| <b>Kabupaten Ende</b>    | <b>11</b>                | <b>12</b> | <b>14</b> |

Lanjutan Tabel/*Continued Table* 4.1.10

| Kecamatan<br><i>Subdistrict</i> | Perguruan Tinggi<br><i>University</i> |          |          |
|---------------------------------|---------------------------------------|----------|----------|
|                                 | 2019                                  | 2020     | 2021     |
| (1)                             | (14)                                  | (15)     | (16)     |
| 010. Nangapanda                 | -                                     | -        | -        |
| 011. Pulau Ende                 | -                                     | -        | -        |
| 012. Maukaro                    | -                                     | -        | -        |
| 020. Ende                       | -                                     | -        | -        |
| 030. Ende Selatan               | -                                     | -        | -        |
| 031. Ende Timur                 | 1                                     | 1        | 1        |
| 032. Ende Tengah                | 2                                     | 2        | 2        |
| 033. Ende Utara                 | -                                     | -        | 1        |
| 040. Ndona                      | -                                     | -        | -        |
| 041. Ndona Timur                | -                                     | -        | -        |
| 050. Wolowaru                   | -                                     | -        | -        |
| 051. Wolojita                   | -                                     | -        | -        |
| 052. Lio Timur                  | -                                     | -        | -        |
| 053. Kelimutu                   | -                                     | -        | -        |
| 054. Ndori                      | -                                     | -        | -        |
| 060. Maurole                    | -                                     | -        | -        |
| 061. Kotabaru                   | -                                     | -        | -        |
| 062. Detukeli                   | -                                     | -        | -        |
| 063. Lepembusu Kelisoke         | -                                     | -        | -        |
| 070. Detusoko                   | -                                     | -        | -        |
| 071. Wewaria                    | -                                     | -        | -        |
| <b>Kabupaten Ende</b>           | <b>3</b>                              | <b>3</b> | <b>4</b> |

Catatan/Note: <sup>1</sup>Termasuk Unit Permukiman Transmigrasi (UPT)/*Include Transmigration Settlement Unit*

Sumber/Source: BPS, Pendataan Potensi Desa (Podes)/ *BPS-Statistics Indonesia, Village Potential Data Collection*

**Tabel 4.1.11** Angka Partisipasi Murni (APM) dan Angka Partisipasi Kasar (APK) Menurut Jenjang Pendidikan di Kabupaten Ende, 2021 dan 2022  
**Net Participation Rates and Gross Participation Rates by Educational Level in Ende Regency, 2021 and 2022**

| Jenjang Pendidikan<br>Educational Level        | Angka Partisipasi Murni (APM)<br>Net Participation Rates |       | Angka Partisipasi Kasar (APK)<br>Gross Participation Rates |        |
|--|--|-------|--|--------|
|  | 2021   | 2022  | 2021   | 2022   |
| (1)  | (2)  | (3)   | (4)  | (5)    |
| SD/MI/Sederajat<br>Primary School              | 91   | 95,86 | 102,47   | 110,54 |
| SMP/MTs/ Sederajat<br>Lower Secondary School   | 69,45  | 69,55 | 99,71  | 87,71  |
| SMA/SMK/MA/Sederajat<br>Upper Secondary School | 59,61  | 61,84 | 96,13  | 94,58  |

Catatan/Note: ...

Sumber/Source: BPS, Survei Sosial Ekonomi Nasional (Susenas)/BPS-Statistics Indonesia, National Socioeconomic Survey



**Tabel**  
**Table** 4.1.12

**Persentase Penduduk Berumur 15 Tahun ke Atas yang Melek Huruf Menurut Kelompok Umur di Kabupaten Ende, 2021 dan 2022**  
**Percentage of Literate People Aged 15 Years and Over by Age Group in Ende Regency, 2021 and 2022**

| Kelompok Umur<br>Age Group | 2021         | 2022         |
|----------------------------|--------------|--------------|
| (1)                        | (2)          | (3)          |
| 15–19                      | 99,69        | 99,18        |
| 20–24                      | 99,76        | 98,85        |
| 25–29                      | 98,46        | 99,18        |
| 30–34                      | 99,25        | 99,10        |
| 35–39                      | 100,00       | 100,00       |
| 40–44                      | 99,51        | 99,08        |
| 45–49                      | 98,57        | 99,68        |
| 50+                        | 95,41        | 95,25        |
| <b>Jumlah/Total</b>        | <b>98,20</b> | <b>99,10</b> |
| <b>15–24</b>               | <b>99,73</b> | <b>99,01</b> |
| <b>15–44</b>               | <b>99,45</b> | <b>99,21</b> |
| <b>15+</b>                 | <b>98,20</b> | <b>98,12</b> |
| <b>45+</b>                 | <b>96,11</b> | <b>96,24</b> |

Catatan/Note: ...

Sumber/Source: BPS, Survei Sosial Ekonomi Nasional (Susenas)/BPS-Statistics Indonesia, National Socioeconomic Survey

## 4.2 KESEHATAN HEALTH

**Tabel** 4.2.1 **Jumlah Desa<sup>1</sup>/Kelurahan Yang Memiliki Sarana Kesehatan Menurut Kecamatan di Kabupaten Ende, 2019-2021**  
**Table** 4.2.1 **Number of Villages<sup>1</sup>/Kelurahan Having Health Facilities by Subdistrict in Ende Regency, 2019-2021**

| Kecamatan<br>Subdistrict | Rumah Sakit<br>Hospital |          |          |
|--------------------------|-------------------------|----------|----------|
|                          | 2019                    | 2020     | 2021     |
| (1)                      | (2)                     | (3)      | (4)      |
| 010. Nangapanda          | -                       | -        | -        |
| 011. Pulau Ende          | -                       | -        | -        |
| 012. Maukaro             | -                       | -        | -        |
| 020. Ende                | -                       | -        | -        |
| 030. Ende Selatan        | -                       | -        | -        |
| 031. Ende Timur          | -                       | -        | -        |
| 032. Ende Tengah         | 1                       | 1        | 1        |
| 033. Ende Utara          | -                       | -        | -        |
| 040. Ndonga              | -                       | -        | -        |
| 041. Ndonga Timur        | -                       | -        | -        |
| 050. Wolowaru            | 1                       | 1        | 1        |
| 051. Wolojita            | -                       | -        | -        |
| 052. Lio Timur           | -                       | -        | -        |
| 053. Kelimutu            | -                       | -        | -        |
| 054. Ndori               | -                       | -        | -        |
| 060. Maurole             | -                       | -        | -        |
| 061. Kotabaru            | -                       | -        | -        |
| 062. Detukeli            | -                       | -        | -        |
| 063. Lepembusu Kelisoke  | -                       | -        | -        |
| 070. Detusoko            | -                       | -        | -        |
| 071. Wewaria             | -                       | -        | 1        |
| <b>Kabupaten Ende</b>    | <b>2</b>                | <b>2</b> | <b>3</b> |

Lanjutan Tabel/*Continued Table* 4.2.1

| Kecamatan<br><i>Subdistrict</i> | Rumah Sakit Bersalin<br><i>Maternity Hospital</i> |      |      |
|---------------------------------|---|------|------|
|                                 | 2019  | 2020 | 2021 |
| (1)                             | (5)   | (6)  | (7)  |
| 010. Nangapanda                 | -   | -    | -    |
| 011. Pulau Ende                 | -   | -    | -    |
| 012. Maukaro                    | -   | -    | -    |
| 020. Ende                       | -   | -    | -    |
| 030. Ende Selatan               | -   | -    | -    |
| 031. Ende Timur                 | -   | -    | -    |
| 032. Ende Tengah                | -   | -    | -    |
| 033. Ende Utara                 | -   | -    | -    |
| 040. Ndona                      | -   | -    | -    |
| 041. Ndona Timur                | -   | -    | -    |
| 050. Wolowaru                   | -   | -    | -    |
| 051. Wolojita                   | -   | -    | -    |
| 052. Lio Timur                  | -   | -    | -    |
| 053. Kelimutu                   | -   | -    | -    |
| 054. Ndori                      | -   | -    | -    |
| 060. Maurole                    | -   | -    | -    |
| 061. Kotabaru                   | -   | -    | -    |
| 062. Detukeli                   | -   | -    | -    |
| 063. Lepembusu Kelisoke         | -   | -    | -    |
| 070. Detusoko                   | -   | -    | -    |
| 071. Wewaria                    | -   | -    | -    |
| <b>Kabupaten Ende</b>           | -   | -    | -    |

Lanjutan Tabel/Continued Table 4.2.1

| Kecamatan<br>Subdistrict | Poliklinik<br>Polyclinic |          |          |
|--------------------------|--------------------------|----------|----------|
|                          | 2019                     | 2020     | 2021     |
| (1)                      | (8)                      | (9)      | (10)     |
| 010. Nangapanda          | -                        | -        | -        |
| 011. Pulau Ende          | -                        | -        | -        |
| 012. Maukaro             | -                        | -        | -        |
| 020. Ende                | -                        | -        | -        |
| 030. Ende Selatan        | -                        | -        | -        |
| 031. Ende Timur          | -                        | -        | 1        |
| 032. Ende Tengah         | 2                        | 2        | 2        |
| 033. Ende Utara          | -                        | -        | -        |
| 040. Ndona               | 1                        | 1        | 1        |
| 041. Ndona Timur         | -                        | -        | -        |
| 050. Wolowaru            | -                        | -        | -        |
| 051. Wolojita            | -                        | -        | -        |
| 052. Lio Timur           | -                        | -        | -        |
| 053. Kelimutu            | 1                        | 1        | 1        |
| 054. Ndori               | -                        | -        | -        |
| 060. Maurole             | -                        | -        | -        |
| 061. Kotabaru            | 1                        | 1        | 1        |
| 062. Detukeli            | -                        | -        | -        |
| 063. Lepembusu Kelisoke  | -                        | -        | -        |
| 070. Detusoko            | 1                        | 1        | 1        |
| 071. Wewaria             | 1                        | 1        | 1        |
| <b>Kabupaten Ende</b>    | <b>7</b>                 | <b>7</b> | <b>8</b> |

Lanjutan Tabel/*Continued Table* 4.2.1

| Kecamatan<br>Subdistrict | Puskesmas<br>Public Health Center |           |           |
|--------------------------|-----------------------------------|-----------|-----------|
|                          | 2019                              | 2020      | 2021      |
| (1)                      | (11)                              | (12)      | (13)      |
| 010. Nangapanda          | 2                                 | 1         | 1         |
| 011. Pulau Ende          | 1                                 | 1         | 1         |
| 012. Maukaro             | 1                                 | 1         | 1         |
| 020. Ende                | 2                                 | 2         | 2         |
| 030. Ende Selatan        | 1                                 | 1         | 1         |
| 031. Ende Timur          | 2                                 | 2         | 2         |
| 032. Ende Tengah         | 1                                 | 1         | 1         |
| 033. Ende Utara          | 1                                 | 1         | 1         |
| 040. Ndona               | 1                                 | 1         | 1         |
| 041. Ndona Timur         | 1                                 | 1         | 1         |
| 050. Wolowaru            | 1                                 | 1         | -         |
| 051. Wolojita            | 1                                 | 1         | 1         |
| 052. Lio Timur           | 1                                 | 1         | 1         |
| 053. Kelimutu            | 1                                 | 1         | 1         |
| 054. Ndori               | 1                                 | 1         | 1         |
| 060. Maurole             | 1                                 | 1         | 1         |
| 061. Kotabaru            | 2                                 | 2         | 2         |
| 062. Detukeli            | 1                                 | 1         | 1         |
| 063. Lepembusu Kelisoke  | 1                                 | 1         | 1         |
| 070. Detusoko            | 2                                 | 2         | 2         |
| 071. Wewaria             | -                                 | 1         | 2         |
| <b>Kabupaten Ende</b>    | <b>25</b>                         | <b>25</b> | <b>25</b> |

Lanjutan Tabel/Continued Table 4.2.1

| Kecamatan<br>Subdistrict | Puskesmas Pembantu<br>Subsidiary of Public Health Center |           |           |
|--------------------------|--|-----------|-----------|
|                          | 2019   | 2020      | 2021      |
| (1)                      | (14)   | (15)      | (16)      |
| 010. Nangapanda          | 5  | 4         | 5         |
| 011. Pulau Ende          | 1  | 1         | 2         |
| 012. Maukaro             | 3  | 3         | 3         |
| 020. Ende                | 1  | 1         | 2         |
| 030. Ende Selatan        | 2  | 2         | 2         |
| 031. Ende Timur          | -  | -         | -         |
| 032. Ende Tengah         | -  | -         | -         |
| 033. Ende Utara          | 2  | 2         | 2         |
| 040. Ndona               | 3  | 2         | 3         |
| 041. Ndona Timur         | 2  | 2         | 4         |
| 050. Wolowaru            | 2  | 2         | 2         |
| 051. Wolojita            | 1  | 1         | 1         |
| 052. Lio Timur           | 2  | 2         | 2         |
| 053. Kelimutu            | -  | -         | 1         |
| 054. Ndori               | 1  | 1         | 1         |
| 060. Maurole             | 3  | 3         | 3         |
| 061. Kotabaru            | 2  | 2         | 2         |
| 062. Detukeli            | 2  | 2         | 2         |
| 063. Lepembusu Kelisoke  | 3  | 3         | 2         |
| 070. Detusoko            | 3  | 4         | 4         |
| 071. Wewaria             | 3  | 3         | 3         |
| <b>Kabupaten Ende</b>    | <b>41</b>  | <b>40</b> | <b>46</b> |

Lanjutan Tabel/*Continued Table* 4.2.1

| Kecamatan<br>Subdistrict | Apotek<br>Pharmacy |           |           |
|--------------------------|--------------------|-----------|-----------|
|                          | 2019               | 2020      | 2021      |
| (1)                      | (17)               | (18)      | (19)      |
| 010. Nangapanda          | 1                  | 1         | 1         |
| 011. Pulau Ende          | -                  | -         | -         |
| 012. Maukaro             | -                  | -         | -         |
| 020. Ende                | -                  | -         | -         |
| 030. Ende Selatan        | 1                  | 1         | 1         |
| 031. Ende Timur          | 2                  | 2         | 2         |
| 032. Ende Tengah         | 4                  | 4         | 4         |
| 033. Ende Utara          | 1                  | 1         | 1         |
| 040. Ndona               | -                  | -         | -         |
| 041. Ndona Timur         | -                  | -         | -         |
| 050. Wolowaru            | 1                  | 1         | -         |
| 051. Wolojita            | -                  | -         | -         |
| 052. Lio Timur           | -                  | -         | -         |
| 053. Kelimutu            | -                  | -         | -         |
| 054. Ndori               | -                  | -         | -         |
| 060. Maurole             | -                  | -         | -         |
| 061. Kotabaru            | -                  | -         | -         |
| 062. Detukeli            | -                  | -         | -         |
| 063. Lepembusu Kelisoke  | -                  | -         | -         |
| 070. Detusoko            | 1                  | 1         | 1         |
| 071. Wewaria             | 1                  | 1         | -         |
| <b>Kabupaten Ende</b>    | <b>12</b>          | <b>12</b> | <b>10</b> |

Catatan/Note: <sup>1</sup> Termasuk Unit Permukiman Transmigrasi (UPT)/Include Transmigration Settlement Unit

Sumber/Source: BPS, Pendataan Potensi Desa (Podes)/BPS-Statistics Indonesia, Village Potential Data Collecting

**Tabel 4.2.2** Jumlah Tenaga Kesehatan Menurut Kecamatan di Kabupaten Ende, 2022  
**Number of Health Human Resources by Subdistrict in Ende Regency, 2022**

| Kecamatan<br>Subdistrict | Dokter <sup>1</sup><br>Doctor <sup>1</sup> | Dokter Gigi <sup>2</sup><br>Dentist <sup>2</sup> | Psikologi<br>Klinis<br>Clinical<br>Psychology | Tenaga<br>Keperawatan<br>Nursing<br>Worker | Tenaga<br>Kebidanan<br>Midwifery<br>Worker |
|--------------------------|--|--|---|--|--|
| (1)                      | (2)  | (3)  | (4)   | (5)  | (6)  |
| 010. Nangapanda          | 2  | 1  | -   | 19   | 15   |
| 011. Pulau Ende          | 1  | -  | -   | 12   | 10   |
| 012. Maukaro             | 1  | -  | -   | 13   | 9  |
| 020. Ende                | 2  | -  | -   | 34   | 32   |
| 030. Ende Selatan        | 2  | 1  | -   | 19   | 14   |
| 031. Ende Timur          | 3  | 2  | -   | 34   | 32   |
| 032. Ende Tengah         | 15   | -  | -   | 14   | 16   |
| 033. Ende Utara          | 1  | -  | -   | 23   | 19   |
| 040. Ndona               | 1  | -  | -   | 16   | 15   |
| 041. Ndona Timur         | 1  | -  | -   | 10   | 9  |
| 050. Wolowaru            | 1  | -  | -   | 13   | 12   |
| 051. Wolojita            | 1  | -  | -   | 11   | 9  |
| 052. Lio Timur           | -  | -  | -   | 10   | 14   |
| 053. Kelimutu            | 1  | -  | -   | 9  | 9  |
| 054. Ndori               | 1  | -  | -   | 8  | 8  |
| 060. Maurole             | 1  | -  | -   | 11   | 10   |
| 061. Kotabaru            | 1  | 1  | -   | 18   | 20   |
| 062. Detukeli            | -  | -  | -   | 4  | 8  |
| 063. Lepembusu Kelisoke  | 1  | -  | -   | 8  | 8  |
| 070. Detusoko            | 2  | -  | -   | 26   | 22   |
| 071. Wewaria             | 3  | -  | -   | 16   | 16   |
| <b>Kabupaten Ende</b>    | <b>41</b>                                  | <b>5</b>   | <b>-</b>                                      | <b>328</b>                                 | <b>307</b>                                 |



Lanjutan Tabel/*Continued Table* 4.2.2

| Kecamatan<br><i>Subdistrict</i> | Tenaga<br>Kefarmasian<br><i>Pharmaceutical<br/>Worker</i> | Tenaga<br>Kesehatan<br>Masyarakat<br><i>Public Health<br/>worker</i> | Tenaga<br>Kesehatan<br>Lingkungan<br><i>Enviromental<br/>Health Worker</i> | Tenaga Gizi<br><i>Nutritionist</i> |
|---------------------------------|---|--|--|------------------------------------|
| (1)                             | (7)   | (8)  | (9)  | (10)                               |
| 010. Nangapanda                 | 3   | 1  | -  | 3                                  |
| 011. Pulau Ende                 | 2   | 3  | -  | 1                                  |
| 012. Maukaro                    | 4   | 3  | -  | 2                                  |
| 020. Ende                       | 4   | 3  | -  | 4                                  |
| 030. Ende Selatan               | 2   | 3  | -  | -                                  |
| 031. Ende Timur                 | 5   | 4  | -  | 4                                  |
| 032. Ende Tengah                | 1   | 3  | -  | 2                                  |
| 033. Ende Utara                 | 2   | 2  | -  | 2                                  |
| 040. Ndona                      | 2   | 2  | -  | 2                                  |
| 041. Ndona Timur                | 2   | 1  | -  | -                                  |
| 050. Wolowaru                   | 1   | 3  | -  | 2                                  |
| 051. Wolojita                   | 2   | 2  | -  | 2                                  |
| 052. Lio Timur                  | 3   | 1  | -  | 3                                  |
| 053. Kelimutu                   | 1   | 2  | -  | 1                                  |
| 054. Ndori                      | 2   | 3  | -  | 1                                  |
| 060. Maurole                    | 3   | 2  | -  | 2                                  |
| 061. Kotabaru                   | 3   | 3  | -  | 3                                  |
| 062. Detukeli                   | -   | 3  | -  | 3                                  |
| 063. Lepembusu Kelisoke         | 2   | 2  | -  | 1                                  |
| 070. Detusoko                   | 5   | 3  | -  | 4                                  |
| 071. Wewaria                    | 5   | 4  | -  | 2                                  |
| <b>Kabupaten Ende</b>           | <b>54</b>   | <b>53</b>  | <b>-</b>   | <b>44</b>                          |

Lanjutan Tabel/Continued Table 4.2.2

| Kecamatan<br>Subdistrict | Tenaga<br>Keterapian Fisik<br>Physical<br>Therapists | Tenaga<br>Keteknisian<br>Medis<br>Medical<br>Technicians | Tenaga Teknik<br>Biomedika<br>Biomedical<br>Engineer | Tenaga<br>Kesehatan<br>Tradisional<br>Traditional<br>Health Worker |
|--------------------------|--|--|--|--|
| (1)                      | (11)   | (12)   | (13)   | (14)   |
| 010. Nangapanda          | -  | -  | -  | -  |
| 011. Pulau Ende          | -  | 1  | -  | -  |
| 012. Maukaro             | 1  | -  | -  | -  |
| 020. Ende                | -  | -  | -  | -  |
| 030. Ende Selatan        | -  | -  | -  | -  |
| 031. Ende Timur          | 1  | 1  | -  | -  |
| 032. Ende Tengah         | -  | 1  | -  | -  |
| 033. Ende Utara          | -  | -  | -  | -  |
| 040. Ndona               | -  | -  | -  | -  |
| 041. Ndona Timur         | -  | -  | -  | -  |
| 050. Wolowaru            | -  | -  | -  | -  |
| 051. Wolojita            | -  | -  | -  | -  |
| 052. Lio Timur           | -  | -  | -  | -  |
| 053. Kelimutu            | -  | 1  | -  | -  |
| 054. Ndori               | -  | -  | -  | -  |
| 060. Maurole             | 1  | -  | -  | -  |
| 061. Kotabaru            | -  | -  | -  | -  |
| 062. Detukeli            | -  | -  | -  | -  |
| 063. Lepembusu Kelisoke  | -  | 1  | -  | -  |
| 070. Detusoko            | 1  | -  | -  | -  |
| 071. Wewaria             | -  | -  | -  | -  |
| <b>Kabupaten Ende</b>    | <b>4</b>   | <b>5</b>   | <b>-</b>   | <b>-</b>   |

Catatan/Note: <sup>1</sup> Dokter dalam tabel ini termasuk dokter spesialis (selain spesialis gigi) dan dokter umum/Doctor in this table include medical specialist (exclude dentist specialist) and general practitioner

<sup>2</sup> Dokter gigi dalam tabel ini termasuk dokter spesialis gigi dan dokter gigi/Doctor in this table include dentist dan dentist specialist

Sumber/Source: Dinas Kesehatan Kabupaten Ende/Health Office of Ende Regency

**Tabel**  
**Table** 4.2.3

**Jumlah Rumah Sakit Umum, Rumah Sakit Khusus, dan Puskesmas Menurut Kecamatan di Kabupaten Ende, 2021 dan 2022**  
**Number of General Hospital, Specialized Hospital, and Public Health Center by Subdistrict in Ende Regency, 2021 and 2022**

| Kecamatan<br>Subdistrict | Rumah Sakit Umum<br>General Hospital |          | Rumah Sakit Khusus<br>Specialized Hospital |          |
|--------------------------|--------------------------------------|----------|--|----------|
|                          | 2021                                 | 2022     | 2021                                       | 2022     |
| (1)                      | (2)                                  | (3)      | (4)  | (5)      |
| 010. Nangapanda          | -                                    | -        | -  | -        |
| 011. Pulau Ende          | -                                    | -        | -  | -        |
| 012. Maukaro             | -                                    | -        | -  | -        |
| 020. Ende                | -                                    | -        | -  | -        |
| 030. Ende Selatan        | -                                    | -        | -  | -        |
| 031. Ende Timur          | -                                    | -        | -  | -        |
| 032. Ende Tengah         | 1                                    | 1        | -  | -        |
| 033. Ende Utara          | -                                    | -        | -  | -        |
| 040. Ndona               | -                                    | -        | -  | -        |
| 041. Ndona Timur         | -                                    | -        | -  | -        |
| 050. Wolowaru            | -                                    | -        | 1  | 1        |
| 051. Wolojita            | -                                    | -        | -  | -        |
| 052. Lio Timur           | -                                    | -        | -  | -        |
| 053. Kelimutu            | -                                    | -        | -  | -        |
| 054. Ndori               | -                                    | -        | -  | -        |
| 060. Maurole             | -                                    | -        | -  | -        |
| 061. Kotabaru            | -                                    | -        | -  | -        |
| 062. Detukeli            | -                                    | -        | -  | -        |
| 063. Lepembusu Kelisoke  | -                                    | -        | -  | -        |
| 070. Detusoko            | -                                    | -        | -  | -        |
| 071. Wewaria             | -                                    | -        | 1  | 1        |
| <b>Kabupaten Ende</b>    | <b>1</b>                             | <b>1</b> | <b>2</b>                                   | <b>2</b> |

Lanjutan Tabel/Continued Table 4.2.3

| Kecamatan<br>Subdistrict | Puskesmas <sup>1</sup> Rawat Inap<br>Public Health Center <sup>1</sup><br>with Inpatient Care |           | Puskesmas <sup>1</sup><br>Non Rawat Inap<br>Public Health Center <sup>1</sup><br>without Inpatient Care |          |
|--------------------------|---|-----------|---|----------|
|                          | 2021  | 2022      | 2021  | 2022     |
| (1)                      | (6)   | (7)       | (8)   | (9)      |
| 010. Nangapanda          | 1   | 1         | -   | -        |
| 011. Pulau Ende          | 1   | 1         | -   | -        |
| 012. Maukaro             | 1   | 1         | -   | -        |
| 020. Ende                | 1   | 2         | 1   | -        |
| 030. Ende Selatan        | -   | -         | 1   | 1        |
| 031. Ende Timur          | -   | -         | 2   | 2        |
| 032. Ende Tengah         | -   | -         | 1   | 1        |
| 033. Ende Utara          | -   | -         | 1   | 1        |
| 040. Ndona               | 1   | -         | -   | 1        |
| 041. Ndona Timur         | 1   | 1         | -   | -        |
| 050. Wolowaru            | 1   | 1         | -   | -        |
| 051. Wolojita            | 1   | 1         | -   | -        |
| 052. Lio Timur           | 1   | 1         | -   | -        |
| 053. Kelimutu            | 1   | 1         | -   | -        |
| 054. Ndori               | 1   | 1         | -   | -        |
| 060. Maurole             | 1   | 1         | -   | -        |
| 061. Kotabaru            | 2   | 2         | -   | -        |
| 062. Detukeli            | 1   | 1         | -   | -        |
| 063. Lepembusu Kelisoke  | 1   | 1         | -   | -        |
| 070. Detusoko            | 2   | 2         | -   | -        |
| 071. Wewaria             | 2   | 2         | -   | -        |
| <b>Kabupaten Ende</b>    | <b>20</b>   | <b>20</b> | <b>6</b>  | <b>6</b> |

Catatan/Note: <sup>1</sup> Puskesmas yang teregistrasi/Registered Public Health Center  
 Sumber/Source: Dinas Kesehatan Kabupaten Ende/Health Office of Ende Regency

**Tabel**  
**Table** 4.2.4

**Persentase Penduduk yang Mempunyai Keluhan Kesehatan Selama Sebulan Terakhir Menurut Kecamatan di Kabupaten Ende, 2019-2022**  
*Percentage of People Who Had Health Complaint During a Month Prior to The Survey by Subdistrict in Ende Regency, 2019-2022*

| Kecamatan<br>Subdistrict | 2019         | 2020         | 2021         | 2022         |
|--------------------------|--------------|--------------|--------------|--------------|
| (1)                      | (2)          | (3)          | (4)          | (5)          |
| 010. Nangapanda          | -            | -            | -            | -            |
| 011. Pulau Ende          | -            | -            | -            | -            |
| 012. Maukaro             | -            | -            | -            | -            |
| 020. Ende                | -            | -            | -            | -            |
| 030. Ende Selatan        | -            | -            | -            | -            |
| 031. Ende Timur          | -            | -            | -            | -            |
| 032. Ende Tengah         | -            | -            | -            | -            |
| 033. Ende Utara          | -            | -            | -            | -            |
| 040. Ndona               | -            | -            | -            | -            |
| 041. Ndona Timur         | -            | -            | -            | -            |
| 050. Wolowaru            | -            | -            | -            | -            |
| 051. Wolojita            | -            | -            | -            | -            |
| 052. Lio Timur           | -            | -            | -            | -            |
| 053. Kelimutu            | -            | -            | -            | -            |
| 054. Ndori               | -            | -            | -            | -            |
| 060. Maurole             | -            | -            | -            | -            |
| 061. Kotabaru            | -            | -            | -            | -            |
| 062. Detukeli            | -            | -            | -            | -            |
| 063. Lepembusu Kelisoke  | -            | -            | -            | -            |
| 070. Detusoko            | -            | -            | -            | -            |
| 071. Wewaria             | -            | -            | -            | -            |
| <b>Kabupaten Ende</b>    | <b>23,51</b> | <b>18,78</b> | <b>14,93</b> | <b>16,77</b> |

Catatan/Note: ...

Sumber/Source: BPS, Survei Sosial Ekonomi Nasional/BPS-Statistics Indonesia, National Socioeconomic Survey

**Tabel**  
**Table** 4.2.5

**Jumlah Lahir, Bayi Berat Lahir Rendah (BBLR), dan Balita Bergizi Buruk Menurut Kecamatan di Kabupaten Ende, 2021-2022**  
**Number of Birth, Low Birth Weight Infants, and Malnourished Infants by Subdistrict in Ende Regency, 2021-2022**

| Kecamatan<br>Subdistrict | Bayi Lahir<br>Birth |           |              |           |
|--------------------------|---------------------|-----------|--------------|-----------|
|                          | 2021                |           | 2022         |           |
|                          | Hidup               | Mati      | Hidup        | Mati      |
| (1)                      | (2)                 | (3)       | (4)          | (5)       |
| 010. Nangapanda          | 278                 | 7         | 263          | 6         |
| 011. Pulau Ende          | 119                 | 4         | 90           | 3         |
| 012. Maukaro             | 118                 | 3         | 110          | -         |
| 020. Ende                | 289                 | 7         | 224          | 11        |
| 030. Ende Selatan        | 352                 | 5         | 355          | 8         |
| 031. Ende Timur          | 501                 | -         | 502          | 7         |
| 032. Ende Tengah         | 247                 | 9         | 253          | -         |
| 033. Ende Utara          | 267                 | 1         | 251          | 3         |
| 040. Ndonga              | 140                 | -         | 134          | 3         |
| 041. Ndonga Timur        | 100                 | 2         | 91           | -         |
| 050. Wolowaru            | 248                 | 4         | 238          | 6         |
| 051. Wolojita            | 85                  | -         | 71           | -         |
| 052. Lio Timur           | 120                 | -         | 122          | 2         |
| 053. Kelimutu            | 121                 | 4         | 129          | 4         |
| 054. Ndonga              | 68                  | 4         | 88           | -         |
| 060. Maurole             | 231                 | 3         | 206          | 2         |
| 061. Kotabaru            | 220                 | 2         | 237          | -         |
| 062. Detukeli            | 115                 | 3         | 120          | 3         |
| 063. Lepembusu Kelisoke  | 90                  | -         | 100          | 1         |
| 070. Detusoko            | 203                 | 3         | 219          | 1         |
| 071. Wewaria             | 257                 | 2         | 329          | 6         |
| <b>Kabupaten Ende</b>    | <b>4 169</b>        | <b>63</b> | <b>4 132</b> | <b>66</b> |

Lanjutan Tabel/*Continued Table* 4.2.5

| Kecamatan<br>Subdistrict | BBLR<br><i>Low Birth Weight Infants</i> |            | Balita Gizi Buruk<br><i>Malnourished</i> |            |
|--------------------------|---|------------|--|------------|
|                          | 2021                                    | 2022       | 2021                                     | 2022       |
| (1)                      | (6)                                     | (7)        | (8)                                      | (9)        |
| 010. Nangapanda          | 37                                      | 14         | 71                                       | 221        |
| 011. Pulau Ende          | 9                                       | 3          | 3  | 7          |
| 012. Maukaro             | 16                                      | 10         | 42                                       | 19         |
| 020. Ende                | 22                                      | 32         | 20                                       | 8          |
| 030. Ende Selatan        | 25                                      | 47         | 7  | 25         |
| 031. Ende Timur          | 38                                      | 48         | 31                                       | 43         |
| 032. Ende Tengah         | 21                                      | 28         | 10                                       | 29         |
| 033. Ende Utara          | 21                                      | 33         | 20                                       | 12         |
| 040. Ndona               | 12                                      | 22         | 29                                       | 26         |
| 041. Ndona Timur         | 5                                       | 5          | 19                                       | 3          |
| 050. Wolowaru            | 15                                      | 29         | 38                                       | 34         |
| 051. Wolojita            | 9                                       | 11         | 6  | 28         |
| 052. Lio Timur           | 10                                      | 18         | 13                                       | 11         |
| 053. Kelimutu            | 4                                       | 12         | 1  | -          |
| 054. Ndori               | 11                                      | 10         | 6  | 5          |
| 060. Maurole             | 16                                      | 48         | 46                                       | 13         |
| 061. Kotabaru            | 20                                      | 39         | 30                                       | 33         |
| 062. Detukeli            | 12                                      | 14         | 6  | 47         |
| 063. Lepembusu Kelisoke  | 12                                      | 7          | 25                                       | 23         |
| 070. Detusoko            | 27                                      | 34         | 36                                       | 11         |
| 071. Wewaria             | 33                                      | 31         | 62                                       | 98         |
| <b>Kabupaten Ende</b>    | <b>375</b>                              | <b>495</b> | <b>521</b>                               | <b>696</b> |

Catatan/*Note*: ...Sumber/*Source*: Dinas Kesehatan Kabupaten Ende/*Health Office of Ende Regency*

**Tabel**  
**Table** 4.2.6**Banyaknya Imunisasi yang Dilakukan Menurut Jenisnya Menurut Kecamatan di Kabupaten Ende, 2021-2022**  
**Number of Immunization by Subdistrict in Ende Regency, 2021-2022**

| Kecamatan<br>Subdistrict | BCG          |              | DPT 3 + HB 3 |              |
|--------------------------|--------------|--------------|--------------|--------------|
|                          | 2021         | 2022         | 2021         | 2022         |
| (1)                      | (2)          | (3)          | (4)          | (5)          |
| 010. Nangapanda          | 288          | 267          | 288          | 315          |
| 011. Pulau Ende          | 107          | 91           | 107          | 116          |
| 012. Maukaro             | 99           | 125          | 99           | 183          |
| 020. Ende                | 230          | 169          | 230          | 169          |
| 030. Ende Selatan        | 287          | 326          | 287          | 269          |
| 031. Ende Timur          | 389          | 438          | 389          | 399          |
| 032. Ende Tengah         | 180          | 208          | 180          | 262          |
| 033. Ende Utara          | 251          | 219          | 251          | 97           |
| 040. Ndona               | 140          | 130          | 140          | 121          |
| 041. Ndona Timur         | 102          | 79           | 102          | 62           |
| 050. Wolowaru            | 162          | 263          | 162          | 333          |
| 051. Wolojita            | 61           | 93           | 61           | 105          |
| 052. Lio Timur           | 99           | 139          | 99           | 111          |
| 053. Kelimutu            | 99           | 125          | 99           | 154          |
| 054. Ndori               | 52           | 78           | 52           | 68           |
| 060. Maurole             | 338          | 218          | 338          | 215          |
| 061. Kotabaru            | 160          | 174          | 160          | 150          |
| 062. Detukeli            | 79           | 101          | 79           | 127          |
| 063. Lepembusu Kelisoke  | 77           | 81           | 77           | 93           |
| 070. Detusoko            | 200          | 268          | 200          | 300          |
| 071. Wewaria             | 198          | 349          | 198          | 351          |
| <b>Kabupaten Ende</b>    | <b>3 598</b> | <b>3 941</b> | <b>3 598</b> | <b>4 000</b> |



Lanjutan Tabel/*Continued Table* 4.2.6

| Kecamatan<br>Subdistrict | Polio 4      |              | Campak       |              |
|--------------------------|--------------|--------------|--------------|--------------|
|                          | 2021         | 2022         | 2021         | 2022         |
| (1)                      | (6)          | (7)          | (8)          | (9)          |
| 010. Nangapanda          | 214          | 381          | 217          | 401          |
| 011. Pulau Ende          | 72           | 113          | 91           | 98           |
| 012. Maukaro             | 113          | 182          | 73           | 160          |
| 020. Ende                | 81           | 195          | 121          | 211          |
| 030. Ende Selatan        | 185          | 289          | 205          | 279          |
| 031. Ende Timur          | 148          | 393          | 158          | 482          |
| 032. Ende Tengah         | 139          | 277          | 190          | 293          |
| 033. Ende Utara          | 170          | 103          | 134          | 161          |
| 040. Ndona               | 133          | 122          | 136          | 141          |
| 041. Ndona Timur         | 76           | 75           | 91           | 82           |
| 050. Wolowaru            | 101          | 342          | 110          | 332          |
| 051. Wolojita            | 28           | 122          | 60           | 92           |
| 052. Lio Timur           | 150          | 117          | 136          | 200          |
| 053. Kelimutu            | 34           | 150          | 63           | 195          |
| 054. Ndori               | 21           | 71           | 50           | 60           |
| 060. Maurole             | 261          | 253          | 362          | 304          |
| 061. Kotabaru            | 55           | 154          | 65           | 183          |
| 062. Detukeli            | 52           | 114          | 75           | 112          |
| 063. Lepembusu Kelisoke  | 91           | 94           | 65           | 84           |
| 070. Detusoko            | 98           | 308          | 124          | 326          |
| 071. Wewaria             | 142          | 372          | 169          | 466          |
| <b>Kabupaten Ende</b>    | <b>2 364</b> | <b>4 227</b> | <b>2 695</b> | <b>4 662</b> |

Catatan/Note: ...

Sumber/Source: Dinas Kesehatan Kabupaten Ende

**Tabel**  
**Table 4.2.7****Jumlah Balita yang Mendapat Imunisasi Dasar Lengkap Menurut Kecamatan di Kabupaten Ende, 2021-2022**  
**Number of Children Under 5 Years Old Who Received Complete Immunization by Subdistrict in Ende Regency, 2021-2022**

| <b>Kecamatan<br/>Subdistrict</b> | <b>2021</b>  | <b>2022</b> |
|----------------------------------|--------------|-------------|
| (1)                              | (2)          | (3)         |
| 010. Nangapanda                  | 217          | 404         |
| 011. Pulau Ende                  | 91           | 98          |
| 012. Maukaro                     | 73           | 158         |
| 020. Ende                        | 207          | 200         |
| 030. Ende Selatan                | 205          | 279         |
| 031. Ende Timur                  | 338          | 478         |
| 032. Ende Tengah                 | 190          | 293         |
| 033. Ende Utara                  | 134          | 161         |
| 040. Ndonga                      | 136          | 140         |
| 041. Ndonga Timur                | 91           | 81          |
| 050. Wolowaru                    | 110          | 334         |
| 051. Wolojita                    | 60           | 75          |
| 052. Lio Timur                   | 136          | 199         |
| 053. Kelimutu                    | 63           | 199         |
| 054. Ndori                       | 50           | 60          |
| 060. Maurole                     | 362          | 297         |
| 061. Kotabaru                    | 158          | 183         |
| 062. Detukeli                    | 84           | 146         |
| 063. Lepembusu Kelisoke          | 65           | 86          |
| 070. Detusoko                    | 229          | 326         |
| 071. Wewaria                     | 169          | 122         |
| <b>Kabupaten Ende</b>            | <b>3 168</b> | <b>450</b>  |

Catatan/Note: ...

Sumber/Source: Dinas Kesehatan Kabupaten Ende

**Tabel**  
**Table** 4.2.8

**Jumlah Pasangan Usia Subur (PUS) dan Peserta KB Aktif Berdasarkan Jenis Kontrasepsi yang Digunakan Menurut Kecamatan di Kabupaten Ende, 2022**  
**Number of Fertile-Aged Couple and Active Participants of KB by Type of Contraceptive Method Used in Each Subdistrict of Ende Regency, 2022**

| Kecamatan<br>Subdistrict | Jumlah PUS<br>Number of Fertile-<br>Aged Couple | Jenis Kontrasepsi yang Digunakan<br>Type of Contraceptive Method Used |              |            |                  |
|--------------------------|---|---|--------------|------------|------------------|
|                          |   | IUD   | MOW          | MOP        | Kondom<br>Condom |
| (1)                      | (2)   | (3)   | (4)          | (5)        | (6)              |
| 010. Nangapanda          | 2 647   | 48  | 149          | 2          | 100              |
| 011. Pulau Ende          | 930   | 7   | 22           | 1          | -                |
| 012. Maukaro             | 1 034   | 34  | 40           | -          | 5                |
| 020. Ende                | 1 888   | 11  | 90           | 1          | 7                |
| 030. Ende Selatan        | 2 815   | 202   | 118          | 2          | 14               |
| 031. Ende Timur          | 2 014   | 73  | 89           | 1          | -                |
| 032. Ende Tengah         | 2 302   | 142   | 45           | 1          | 5                |
| 033. Ende Utara          | 1 955   | 229   | 84           | 4          | 10               |
| 040. Ndona               | 1 440   | 158   | 52           | -          | 1                |
| 041. Ndona Timur         | 615   | 2   | 35           | -          | 1                |
| 050. Wolowaru            | 1 711   | 22  | 67           | 26         | 19               |
| 051. Wolojita            | 681   | 31  | 23           | -          | 12               |
| 052. Lio Timur           | 852   | 8   | 29           | 1          | -                |
| 053. Kelimutu            | 853   | 23  | 64           | 1          | 21               |
| 054. Ndori               | 633   | 3   | 8            | 2          | 8                |
| 060. Maurole             | 1 413   | 62  | 77           | 46         | 3                |
| 061. Kotabaru            | 1 366   | 9   | 44           | 13         | 2                |
| 062. Detukeli            | 772   | 4   | 49           | -          | 3                |
| 063. Lepembusu Kelisoke  | 695   | 9   | 22           | -          | -                |
| 070. Detusoko            | 1 564   | 32  | 69           | 2          | 20               |
| 071. Wewaria             | 2 200   | 25  | 44           | 3          | 2                |
| <b>Kabupaten Ende</b>    | <b>30 380</b>                                   | <b>1 134</b>  | <b>1 220</b> | <b>106</b> | <b>233</b>       |

Lanjutan Tabel/Continued Table 4.2.8

| Kecamatan<br>Subdistrict | Jenis Kontrasepsi yang Digunakan<br>Type of Contraceptive Method Used |              |            | Jumlah Peserta KB<br>Aktif<br>Total Number of KB<br>Active Participants |
|--------------------------|---|--------------|------------|---|
|                          | Implan  | Suntikan     | Pil        |   |
| (1)                      | (7)   | (8)          | (9)        | (10)  |
| 010. Nangapanda          | 305   | 232          | 92         | 940   |
| 011. Pulau Ende          | 113   | 396          | -          | 540   |
| 012. Maukaro             | 142   | 401          | 49         | 672   |
| 020. Ende                | 161   | 180          | 39         | 489   |
| 030. Ende Selatan        | 85  | 139          | 56         | 645   |
| 031. Ende Timur          | 112   | 202          | 23         | 501   |
| 032. Ende Tengah         | 72  | 145          | 28         | 441   |
| 033. Ende Utara          | 47  | 144          | 31         | 556   |
| 040. Ndona               | 116   | 154          | 23         | 504   |
| 041. Ndona Timur         | 71  | 146          | 3          | 258   |
| 050. Wolowaru            | 271   | 257          | 26         | 746   |
| 051. Wolojita            | 53  | 46           | 10         | 175   |
| 052. Lio Timur           | 139   | 267          | 9          | 453   |
| 053. Kelimutu            | 160   | 274          | 15         | 560   |
| 054. Ndori               | 55  | 90           | 1          | 188   |
| 060. Maurole             | 111   | 238          | 18         | 557   |
| 061. Kotabaru            | 150   | 594          | 121        | 933   |
| 062. Detukeli            | 152   | 182          | 16         | 406   |
| 063. Lepembusu Kelisoke  | 85  | 282          | 7          | 466   |
| 070. Detusoko            | 132   | 425          | 177        | 872   |
| 071. Wewaria             | 132   | 378          | 16         | 602   |
| <b>Kabupaten Ende</b>    | <b>2 664</b>  | <b>5 172</b> | <b>760</b> | <b>11 504</b>   |

Catatan/Note: ...

Sumber/Source: Dinas Pengendalian Penduduk dan Keluarga Berencana Kabupaten Ende

### 4.3 AGAMA DAN SOSIAL LAINNYA RELIGION AND OTHER SOCIAL AFFAIRS

**Tabel 4.3.1** Jumlah Penduduk Menurut Kecamatan dan Agama yang Dianut di Kabupaten Ende, 2022  
*Population by Subdistrict and Religion in Ende Regency, 2022*

| Kecamatan<br>Subdistrict | Islam         | Protestan<br>Protestant | Katolik<br>Catholic | Hindu      | Budha<br>Buddha | Lainnya<br>Others |
|--------------------------|---------------|-------------------------|---------------------|------------|-----------------|-------------------|
| (1)                      | (2)           | (3)                     | (4)                 | (5)        | (6)             | (7)               |
| 010. Nangapanda          | 8501          | 64                      | 14400               | 1          | -               | -                 |
| 011. Pulau Ende          | 8626          | -                       | 3                   | -          | -               | -                 |
| 012. Maukaro             | 497           | 22                      | 7469                | -          | -               | -                 |
| 020. Ende                | 927           | 38                      | 17000               | 2          | -               | -                 |
| 030. Ende Selatan        | 19520         | 1721                    | 5035                | 10         | 9               | -                 |
| 031. Ende Timur          | 5060          | 948                     | 12672               | 62         | 5               | 1                 |
| 032. Ende Tengah         | 5035          | 1947                    | 16442               | 96         | 6               | -                 |
| 033. Ende Utara          | 9529          | 439                     | 8631                | 5          | -               | 1                 |
| 040. Ndona               | 2993          | 168                     | 10533               | 4          | -               | -                 |
| 041. Ndona Timur         | 3             | 6                       | 5319                | 1          | -               | -                 |
| 050. Wolowaru            | 6525          | 112                     | 10279               | 1          | -               | -                 |
| 051. Wolojita            | 899           | 15                      | 5433                | -          | -               | -                 |
| 052. Lio Timur           | 798           | 16                      | 7315                | -          | -               | -                 |
| 053. Kelimutu            | 192           | 27                      | 7200                | -          | -               | -                 |
| 054. Ndori               | 3871          | 10                      | 1874                | 1          | -               | -                 |
| 060. Maurole             | 1554          | 58                      | 10753               | 5          | -               | -                 |
| 061. Kotabaru            | 252           | 5                       | 10565               | 1          | -               | -                 |
| 062. Detukeli            | 4             | 9                       | 7191                | -          | -               | -                 |
| 063. Lepembusu Kelisoke  | 3             | 19                      | 5665                | -          | -               | -                 |
| 070. Detusoko            | 42            | 46                      | 14558               | 2          | -               | -                 |
| 071. Wewaria             | 690           | 51                      | 17794               | 3          | -               | -                 |
| <b>Kabupaten Ende</b>    | <b>75 521</b> | <b>5 721</b>            | <b>196 131</b>      | <b>194</b> | <b>20</b>       | <b>2</b>          |

Catatan/Note: Data Kependudukan Juni 2022

Sumber/Source: Dinas Kependudukan dan Pencatatan Sipil Kabupaten Ende/Population and Civil Registration Agency of Ende Regency

**Tabel**  
**Table 4.3.2****Jumlah Tempat Peribadatan Menurut Kecamatan di Kabupaten Ende, 2022**  
**Number of Places of Worship by Subdistrict in Ende Regency, 2022**

| Kecamatan<br>Subdistrict | Masjid<br>Mosque | Mushola<br>Pray<br>Room | Gereja<br>Protestan<br>Protestant<br>Church | Gereja<br>Katholik<br>Catholic<br>Church | Pura<br>Temple | Vihara   |
|--------------------------|------------------|-------------------------|---|--|----------------|----------|
| (1)                      | (2)              | (3)                     | (4)   | (5)                                      | (6)            | (7)      |
| 010. Nangapanda          | 20               | 3                       | 1   | 18                                       | -              | -        |
| 011. Pulau Ende          | 16               | 1                       | -   | -  | -              | -        |
| 012. Maukaro             | 1                | -                       | -   | 6  | -              | -        |
| 020. Ende                | 4                | -                       | -   | 17                                       | 1              | -        |
| 030. Ende Selatan        | 18               | 9                       | -   | 4  | -              | -        |
| 031. Ende Timur          | 6                | 4                       | 4   | 7  | -              | -        |
| 032. Ende Tengah         | 5                | 7                       | 7   | 9  | 1              | -        |
| 033. Ende Utara          | 13               | 4                       | -   | 9  | 2              | -        |
| 040. Ndona               | 14               | 2                       | -   | 7  | -              | -        |
| 041. Ndona Timur         | -                | -                       | -   | 14                                       | -              | -        |
| 050. Wolowaru            | 12               | 3                       | 1   | 10                                       | -              | -        |
| 051. Wolojita            | 5                | -                       | -   | 19                                       | -              | -        |
| 052. Lio Timur           | 3                | -                       | -   | 8  | -              | -        |
| 053. Kelimutu            | 1                | -                       | -   | 6  | -              | -        |
| 054. Ndori               | 9                | 3                       | -   | 12                                       | -              | -        |
| 060. Maurole             | 5                | -                       | 1   | 17                                       | -              | -        |
| 061. Kotabaru            | 1                | -                       | -   | 17                                       | -              | -        |
| 062. Detukeli            | -                | -                       | -   | 8  | -              | -        |
| 063. Lepembusu Kelisoke  | -                | -                       | -   | 11                                       | -              | -        |
| 070. Detusoko            | -                | -                       | -   | 22                                       | -              | -        |
| 071. Wewaria             | 2                | -                       | -   | 32                                       | -              | -        |
| <b>Kabupaten Ende</b>    | <b>135</b>       | <b>36</b>               | <b>14</b>                                   | <b>254</b>                               | <b>4</b>       | <b>-</b> |

Catatan/Note: ...

Sumber/Source: Kantor Kementerian Agama Kabupaten Ende

**Tabel**  
**Table** 4.3.3**Jumlah Desa<sup>1</sup>/Kelurahan yang Mengalami Bencana Alam<sup>2</sup>  
Menurut Kecamatan di Kabupaten Ende, 2019-2021**  
**Number of Villages<sup>1</sup>/Kelurahan that Had Natural Disaster<sup>2</sup>  
by Subdistrict in Ende Regency, 2019-2021**

| Kecamatan<br>Subdistrict | Banjir/Flood |          |           |
|--------------------------|--------------|----------|-----------|
|                          | 2019         | 2020     | 2021      |
| (1)                      | (2)          | (3)      | (4)       |
| 010. Nangapanda          | -            | -        | -         |
| 011. Pulau Ende          | -            | -        | -         |
| 012. Maukaro             | 6            | 1        | 1         |
| 020. Ende                | 2            | -        | 3         |
| 030. Ende Selatan        | -            | -        | 1         |
| 031. Ende Timur          | -            | 1        | 1         |
| 032. Ende Tengah         | 1            | -        | 1         |
| 033. Ende Utara          | -            | -        | -         |
| 040. Ndona               | 3            | -        | 1         |
| 041. Ndona Timur         | -            | -        | -         |
| 050. Wolowaru            | -            | -        | -         |
| 051. Wolojita            | -            | -        | -         |
| 052. Lio Timur           | -            | -        | -         |
| 053. Kelimutu            | -            | -        | -         |
| 054. Ndori               | -            | -        | -         |
| 060. Maurole             | 3            | 1        | 4         |
| 061. Kotabaru            | 2            | 2        | 1         |
| 062. Detukeli            | -            | -        | -         |
| 063. Lepembusu Kelisoke  | -            | -        | -         |
| 070. Detusoko            | -            | 2        | -         |
| 071. Wewaria             | 5            | 1        | 8         |
| <b>Kabupaten Ende</b>    | <b>22</b>    | <b>8</b> | <b>21</b> |

Lanjutan Tabel/*Continued Table 4.3.3*

| Kecamatan<br>Subdistrict | Gempa Bumi/ <i>Earthquake</i> |          |          |
|--------------------------|-------------------------------|----------|----------|
|                          | 2019                          | 2020     | 2021     |
| (1)                      | (5)                           | (6)      | (7)      |
| 010. Nangapanda          | -                             | -        | -        |
| 011. Pulau Ende          | -                             | -        | -        |
| 012. Maukaro             | -                             | -        | -        |
| 020. Ende                | -                             | -        | -        |
| 030. Ende Selatan        | -                             | -        | -        |
| 031. Ende Timur          | -                             | -        | -        |
| 032. Ende Tengah         | -                             | -        | -        |
| 033. Ende Utara          | -                             | -        | -        |
| 040. Ndona               | -                             | -        | -        |
| 041. Ndona Timur         | -                             | -        | -        |
| 050. Wolowaru            | -                             | -        | -        |
| 051. Wolojita            | -                             | -        | -        |
| 052. Lio Timur           | -                             | -        | -        |
| 053. Kelimutu            | 1                             | -        | -        |
| 054. Ndori               | -                             | -        | -        |
| 060. Maurole             | -                             | -        | -        |
| 061. Kotabaru            | -                             | -        | -        |
| 062. Detukeli            | 9                             | -        | -        |
| 063. Lepembusu Kelisoke  | -                             | -        | -        |
| 070. Detusoko            | -                             | -        | -        |
| 071. Wewaria             | -                             | -        | -        |
| <b>Kabupaten Ende</b>    | <b>10</b>                     | <b>-</b> | <b>-</b> |



Lanjutan Tabel/*Continued Table* 4.3.3

| Kecamatan<br>Subdistrict | Tanah Longsor/ <i>Landslide</i> |           |           |
|--------------------------|---------------------------------|-----------|-----------|
|                          | 2019                            | 2020      | 2021      |
| (1)                      | (8)                             | (9)       | (10)      |
| 010. Nangapanda          | 1                               | -         | 2         |
| 011. Pulau Ende          | -                               | -         | 2         |
| 012. Maukaro             | -                               | -         | -         |
| 020. Ende                | 3                               | 1         | 2         |
| 030. Ende Selatan        | 1                               | -         | 1         |
| 031. Ende Timur          | 2                               | -         | 2         |
| 032. Ende Tengah         | 2                               | -         | 3         |
| 033. Ende Utara          | 1                               | 1         | -         |
| 040. Ndona               | 1                               | 1         | 3         |
| 041. Ndona Timur         | -                               | 3         | -         |
| 050. Wolowaru            | -                               | -         | -         |
| 051. Wolojita            | -                               | -         | -         |
| 052. Lio Timur           | 1                               | -         | 1         |
| 053. Kelimutu            | -                               | -         | -         |
| 054. Ndori               | -                               | -         | -         |
| 060. Maurole             | -                               | -         | 3         |
| 061. Kotabaru            | 1                               | 1         | -         |
| 062. Detukeli            | 1                               | -         | 1         |
| 063. Lepembusu Kelisoke  | 1                               | -         | -         |
| 070. Detusoko            | -                               | 1         | 2         |
| 071. Wewaria             | 2                               | 2         | 1         |
| <b>Kabupaten Ende</b>    | <b>17</b>                       | <b>10</b> | <b>23</b> |

Catatan/*Note*: <sup>1</sup> Termasuk Unit Permukiman Transmigrasi (UPT)/*Include Transmigration Settlement Unit*

Sumber/*Source*: <sup>2</sup> Kejadian dalam setahun sebelum tahun pencacahan/*Occured during the last one year before the enumeration years*  
BPS, Pendataan Potensi Desa (Podes)/*BPS-Statistics Indonesia, Village Potential Data Collecting*

**Tabel**  
**Table** 4.3.4

**Banyaknya Perkara Dan Terdakwa/Tertuduh Dalam Tindak Pidana Kejahatan Yang Telah Diajukan Dan Mendapat Keputusan Dari Sidang Pengadilan Negeri Menurut Bulan Putusan Dan Jenis Kelamin Di Kabupaten Ende, 2022**  
**Number of The Problems and Criminalism Those are Paced and Gotten the Sank by Judge Based by Month and Sex in Ende Regency, 2022**

| Bulan Putusan<br>Month of Decision | Perkara<br>Cases | Terdakwa/Tertuduh<br>Defendant |           |           |
|------------------------------------|------------------|--------------------------------|-----------|-----------|
|                                    |                  | L                              | P         | L+P       |
| (1)                                | (2)              | (3)                            | (4)       | (5)       |
| Januari/January                    | 9                | 10                             | -         | 10        |
| Februari/February                  | 3                | 3                              | -         | 3         |
| Maret/March                        | 3                | 4                              | 1         | 5         |
| April/April                        | 2                | 3                              | -         | 3         |
| Mei/May                            | 5                | 5                              | -         | 5         |
| Juni/June                          | 8                | 11                             | -         | 11        |
| Juli/July                          | 9                | 9                              | -         | 9         |
| Agustus/August                     | 8                | 9                              | -         | 9         |
| September/September                | 7                | 7                              | -         | 7         |
| Oktober/October                    | 5                | 5                              | -         | 5         |
| November/November                  | 3                | 3                              | -         | 3         |
| Desember/December                  | 13               | 17                             | -         | 17        |
| <b>2022</b>                        | <b>75</b>        | <b>86</b>                      | <b>1</b>  | <b>87</b> |
| <b>Jumlah</b>                      | <b>2021</b>      | <b>50</b>                      | <b>56</b> | <b>7</b>  |
|                                    | <b>2020</b>      | <b>82</b>                      | <b>94</b> | <b>2</b>  |
|                                    |                  |                                |           | <b>96</b> |

Catatan/Note: ...

Sumber/Source: Kantor Pengadilan Negeri Kabupaten Ende

**Tabel**  
**Table** 4.3.5

**Banyaknya Terdakwa/Tertuduh Dalam Tindak Pidana Kejahatan Yang Telah Diajukan Dan Mendapat Keputusan Dari Sidang Pengadilan Negeri Menurut Bulan Putusan, Kelompok Umur Dan Jenis Kelamin Di Kabupaten Ende, 2022**

*Number Of The Problems and Criminalism Those are Paced and Gotten The Sank by Judge Based by Month, Age Group and Sex in Ende Regency, 2022*

| Bulan Putusan<br>Month of Decision | <16 Tahun/Year |     | 16-20 Tahun/Year |           | >= 21 Tahun/Year |           | Jumlah   |           |          |
|------------------------------------|----------------|-----|------------------|-----------|------------------|-----------|----------|-----------|----------|
|                                    | L              | P   | L                | P         | L                | P         | L        | P         |          |
| (1)                                | (2)            | (3) | (4)              | (5)       | (6)              | (7)       | (8)      | (9)       |          |
| Januari/January                    | -              | -   | 1                | -         | 9                | -         | 10       | -         |          |
| Februari/February                  | -              | -   | -                | -         | 3                | -         | 3        | -         |          |
| Maret/March                        | -              | -   | -                | -         | 4                | 1         | 4        | 1         |          |
| April/April                        | -              | -   | 1                | -         | 2                | -         | 3        | -         |          |
| Mei/May                            | -              | -   | 1                | -         | 4                | -         | 5        | -         |          |
| Juni/June                          | -              | -   | 1                | -         | 10               | -         | 11       | -         |          |
| Juli/July                          | -              | -   | 3                | -         | 6                | -         | 9        | -         |          |
| Agustus/August                     | -              | -   | -                | -         | 9                | -         | 9        | -         |          |
| September/September                | -              | -   | 2                | -         | 5                | -         | 7        | -         |          |
| Oktober/October                    | -              | -   | -                | -         | 5                | -         | 5        | -         |          |
| November/November                  | -              | -   | 1                | -         | 2                | -         | 3        | -         |          |
| Desember/December                  | -              | -   | 1                | -         | 16               | -         | 17       | -         |          |
| <b>Jumlah</b>                      | <b>2022</b>    | -   | -                | <b>11</b> | -                | <b>75</b> | <b>1</b> | <b>86</b> | <b>1</b> |
|                                    | <b>2021</b>    | -   | -                | <b>3</b>  | -                | <b>53</b> | <b>7</b> | <b>56</b> | <b>7</b> |
|                                    | <b>2020</b>    | -   | -                | <b>15</b> | -                | <b>79</b> | <b>2</b> | <b>94</b> | <b>2</b> |

Catatan/Note: ...

Sumber/Source: Kantor Pengadilan Negeri Kabupaten Ende

**Tabel**  
**Table 4.3.6**

**Banyaknya Perkara & Terdakwa/Tertuduh Dalam Tindak Pidana Kejahatan Yang Telah Diajukan Dan Mendapat Keputusan Dari Sidang Pengadilan Negeri Menurut Jenis Hukuman, Kelompok Umur Dan Jenis Kelamin Di Kabupaten Ende, 2022**  
*Number Of The Problems and Criminalism Those are Paced and Gotten The Sank by Judge Based by Kind of Sank, Age Group and Sex in Ende Regency, 2022*

| Jenis Pidana/Hukuman<br><i>Decision</i>    | <16 Tahun/Year |     | 16-20 Tahun/Year |           | ≥ 21 Tahun/Year |           | Jumlah   |           |          |
|--|----------------|-----|------------------|-----------|-----------------|-----------|----------|-----------|----------|
|  | L              | P   | L                | P         | L               | P         | L        | P         |          |
| (1)  | (2)            | (3) | (4)              | (5)       | (6)             | (7)       | (8)      | (9)       |          |
| Pidana Mati/ <i>Death Sentence</i>         | -              | -   | -                | -         | -               | -         | -        | -         |          |
| Seumur Hidup/ <i>Sentenced for Life</i>    | -              | -   | -                | -         | -               | -         | -        | -         |          |
| Penjara/ <i>Imprisonment</i>               | -              | -   | 9                | -         | 75              | 1         | 84       | 1         |          |
| Bersyarat/Percobaan<br><i>/Conditional</i> | -              | -   | -                | -         | -               | -         | -        | -         |          |
| Denda/ <i>Fine</i>                         | -              | -   | 1                | -         | 10              | -         | 11       | -         |          |
| Dikembalikan pd Orang Tua                  | -              | -   | -                | -         | -               | -         | -        | -         |          |
| Pidana Tambahan                            | -              | -   | -                | -         | -               | -         | -        | -         |          |
| Diserahkan pada Pemerintah                 | -              | -   | -                | -         | -               | -         | -        | -         |          |
| Dibebaskan dari segala tuduhan             | -              | -   | -                | -         | -               | -         | -        | -         |          |
| Dilepas dari tuntutan                      | -              | -   | -                | -         | -               | -         | -        | -         |          |
| Keuangan/ <i>Finances</i>                  | -              | -   | -                | -         | -               | -         | -        | -         |          |
| <b>Jumlah/</b>                             | <b>2022</b>    | -   | -                | <b>10</b> | -               | <b>85</b> | <b>1</b> | <b>95</b> | <b>1</b> |
| <b>Total</b>                               | <b>2021</b>    | -   | -                | <b>3</b>  | -               | <b>53</b> | <b>7</b> | <b>56</b> | <b>7</b> |
|  | <b>2020</b>    | -   | -                | <b>15</b> | -               | <b>79</b> | <b>2</b> | <b>94</b> | <b>2</b> |

Catatan/Note: ...

Sumber/Source: Kantor Pengadilan Negeri Kabupaten Ende

**Tabel**  
**Table** 4.3.7

**Banyaknya Sikap Terhadap Keputusan Perkara Dalam Tindak Pidana Kejahatan Yang Telah Diajukan Dan Mendapat Keputusan Dari Sidang Pengadilan Negeri Menurut Jenis Pidana/Hukuman Di Kabupaten Ende, 2022**  
*Number Of The Problems and Criminalism Those are Paced and Gotten The Sank by Judge Based in Ende Regency, 2022*

| Jenis Pidana/Hukuman<br><i>Decision</i>    | Menerima<br><i>Accept</i> | Banding<br><i>Appeal</i> | Kasasi   | Jumlah<br><i>Total</i> |
|--|---------------------------|--------------------------|----------|------------------------|
| (1)  | (2)                       | (3)                      | (4)      | (5)                    |
| Pidana Mati/ <i>Death Sentence</i>         | -                         | -                        | -        | -                      |
| Seumur Hidup/ <i>Sentenced for Life</i>    | -                         | -                        | -        | -                      |
| Penjara/ <i>Imprisonment</i>               | 85                        | 1                        | 1        | 87                     |
| Bersyarat/Percobaan<br><i>/Conditional</i> | -                         | -                        | -        | -                      |
| Denda/ <i>Fine</i>                         | -                         | -                        | -        | -                      |
| Dikembalikan pd Orang Tua                  | -                         | -                        | -        | -                      |
| Pidana Tambahan                            | -                         | -                        | -        | -                      |
| Diserahkan pada Pemerintah                 | -                         | -                        | -        | -                      |
| Dibebaskan dari segala tuduhan             | -                         | -                        | -        | -                      |
| Dilepas dari tuntutan                      | -                         | -                        | -        | -                      |
| Keuangan/ <i>Finances</i>                  | -                         | -                        | -        | -                      |
| <b>Jumlah/<br/><i>Total</i></b>            | <b>85</b>                 | <b>1</b>                 | <b>1</b> | <b>87</b>              |
|  | <b>47</b>                 | <b>4</b>                 | <b>-</b> | <b>51</b>              |
|  | <b>96</b>                 | <b>-</b>                 | <b>-</b> | <b>96</b>              |

Catatan/Note: ...

Sumber/Source: Kantor Pengadilan Negeri Kabupaten Ende

**Tabel**  
**Table 4.3.8**

**Jumlah Perkara Dan Terdakwa/Tertuduh Yang Diselesaikan Pengadilan Negeri Menurut Jenis Dan Bulan Putusan Di Kabupaten Ende, 2022**  
**Number of The Problems and Criminalism Those are Finished by The Civil Judge by Kind and Month in Ende Regency, 2022**

| Bulan Putusan<br>Month of Decision | Biasa/Tolakan |                           | Sumir         |                           | Rol/Pelanggaran |                           | Jumlah        |                           |              |
|------------------------------------|---------------|---------------------------|---------------|---------------------------|-----------------|---------------------------|---------------|---------------------------|--------------|
|                                    | Perkara Cases | Terdakwa/Tertuduh Accused | Perkara Cases | Terdakwa/Tertuduh Accused | Perkara Cases   | Terdakwa/Tertuduh Accused | Perkara Cases | Terdakwa/Tertuduh Accused |              |
| (1)                                | (2)           | (3)                       | (4)           | (5)                       | (6)             | (7)                       | (8)           | (9)                       |              |
| Januari/January                    | 9             | 10                        | -             | -                         | 100             | 100                       | 109           | 110                       |              |
| Februari/February                  | 3             | 3                         | -             | -                         | 25              | 25                        | 28            | 28                        |              |
| Maret/March                        | 4             | 5                         | -             | -                         | -               | -                         | 4             | 5                         |              |
| April/April                        | 8             | 8                         | -             | -                         | -               | -                         | 8             | 8                         |              |
| Mei/May                            | 10            | 13                        | -             | -                         | -               | -                         | 10            | 13                        |              |
| Juni/June                          | 15            | 16                        | -             | -                         | -               | -                         | 15            | 16                        |              |
| Juli/July                          | 10            | 11                        | -             | -                         | -               | -                         | 10            | 11                        |              |
| Agustus/August                     | 11            | 12                        | -             | -                         | -               | -                         | 11            | 12                        |              |
| September/September                | 8             | 9                         | -             | -                         | -               | -                         | 8             | 9                         |              |
| Oktober/October                    | 10            | 12                        | -             | -                         | -               | -                         | 10            | 12                        |              |
| November/November                  | 16            | 20                        | -             | -                         | -               | -                         | 16            | 20                        |              |
| Desember/December                  | 8             | 8                         | -             | -                         | -               | -                         | 8             | 8                         |              |
| <b>Jumlah/Total</b>                | <b>2022</b>   | <b>112</b>                | <b>127</b>    | <b>-</b>                  | <b>-</b>        | <b>125</b>                | <b>125</b>    | <b>237</b>                | <b>252</b>   |
|                                    | <b>2021</b>   | <b>83</b>                 | <b>97</b>     | <b>-</b>                  | <b>-</b>        | <b>1 994</b>              | <b>1 994</b>  | <b>2 077</b>              | <b>2 091</b> |
|                                    | <b>2020</b>   | <b>78</b>                 | <b>134</b>    | <b>-</b>                  | <b>-</b>        | <b>2 562</b>              | <b>2 562</b>  | <b>2 983</b>              | <b>3 033</b> |

Catatan/Note: ...

Sumber/Source: Kantor Pengadilan Negeri Kabupaten Ende

**Tabel**  
**Table** 4.3.9

**Jumlah Perkara Dan Terdakwa / Tertuduh Dalam Perkara Pidana Yang Diterima, Diselesaikan Dan Sisa Menurut Bulan Putusan Di Kabupaten Ende, 2022**  
**Number of The Problems and Criminalism Which are Recived and Those are Still in Month in Ende Regency, 2022**

| Bulan Putusan<br>Month of Decision | Sisa Bulan Lalu<br>Residue of<br>Month ago |                                  | Yang Diterima<br>Accepted |                                  | Yang Diselesaikan<br>Decided |                                  | Sisa Bulan ini<br>Residue of this<br>Month |                                  |
|------------------------------------|--|----------------------------------|---------------------------|----------------------------------|------------------------------|----------------------------------|--|----------------------------------|
|                                    | Perkara<br>Cases                           | Terdakwa/<br>Tertuduh<br>Accused | Perkara<br>Cases          | Terdakwa/<br>Tertuduh<br>Accused | Perkara<br>Cases             | Terdakwa/<br>Tertuduh<br>Accused | Perkara<br>Cases                           | Terdakwa/<br>Tertuduh<br>Accused |
| (1)                                | (2)  | (3)                              | (4)                       | (5)                              | (6)                          | (7)                              | (8)  | (9)                              |
| Januari/January                    | 9  | 10                               | 105                       | 107                              | 109                          | 110                              | 5  | 7                                |
| Februari/February                  | 5  | 7                                | 26                        | 26                               | 28                           | 28                               | 3  | 5                                |
| Maret/March                        | 3  | 5                                | 74                        | 75                               | 73                           | 75                               | 4  | 5                                |
| April/April                        | 4  | 5                                | 56                        | 56                               | 50                           | 50                               | 8  | 8                                |
| Mei/May                            | 8  | 8                                | 77                        | 80                               | 75                           | 75                               | 10   | 13                               |
| Juni/June                          | 10   | 13                               | 63                        | 64                               | 58                           | 61                               | 15   | 16                               |
| Juli/July                          | 15   | 16                               | 4                         | 4                                | 9                            | 9                                | 10   | 11                               |
| Agustus/August                     | 10   | 11                               | 59                        | 60                               | 58                           | 59                               | 11   | 12                               |
| September/September                | 11   | 12                               | 124                       | 124                              | 127                          | 127                              | 8  | 9                                |
| Oktober/October                    | 8  | 9                                | 127                       | 129                              | 125                          | 126                              | 10   | 12                               |
| November/November                  | 10   | 12                               | 39                        | 41                               | 33                           | 33                               | 16   | 20                               |
| Desember/December                  | 16   | 20                               | 5                         | 5                                | 13                           | 17                               | 8  | 8                                |
| <b>Jumlah/Total</b>                | <b>109</b>                                 | <b>128</b>                       | <b>759</b>                | <b>771</b>                       | <b>758</b>                   | <b>770</b>                       | <b>108</b>                                 | <b>126</b>                       |

Catatan/Note: ...

Sumber/Source: Kantor Pengadilan Negeri Kabupaten Ende

**Tabel 4.3.10** Banyaknya Tambahan Narapidana Berdasarkan Putusan Pengadilan Negeri Di Kabupaten Ende, 2020-2022  
**Number of Adding People of Criminalism Based on The Devicing of Civil Judge by Month in Ende Regency, 2020-2022**

| Bulan<br>Month      | 2020       | 2021      | 2022      |
|---------------------|------------|-----------|-----------|
| (1)                 | (2)        | (3)       | (4)       |
| Januari/January     | 15         | 13        | 9         |
| Februari/February   | 8          | 4         | 6         |
| Maret/March         | 13         | 6         | 6         |
| April/April         | 9          | 10        | 4         |
| Mei/May             | 13         | 10        | 1         |
| Juni/June           | 10         | 6         | 8         |
| Juli/July           | 18         | 6         | 11        |
| Agustus/August      | 13         | 6         | 5         |
| September/September | 8          | 7         | 9         |
| Oktober/October     | 3          | 2         | 6         |
| November/November   | 1          | 6         | 3         |
| Desember/December   | 6          | 4         | 11        |
| <b>Jumlah/Total</b> | <b>117</b> | <b>80</b> | <b>79</b> |

Catatan/Note: ...

Sumber/Source: Kantor Lembaga Pemasyarakatan Kabupaten Ende



**Tabel**  
**Table** 4.3.11

**Banyaknya Tambahannya Narapidana Berdasarkan Putusan Pengadilan Negeri Menurut Jenis Kejahatan/ Pelanggaran Di Kabupaten Ende, 2020 - 2022**  
**Number of Adding People of Criminalism Based on The Devising of Civil Judge by Month and The Kind of Criminal in Ende Regency, 2020 - 2022**

| <b>Bulan</b><br><b>Month</b> | <b>2020</b> | <b>2021</b> | <b>2022</b> |
|------------------------------|-------------|-------------|-------------|
| (1)                          | (2)         | (3)         | (4)         |
| <b>A. KEJAHATAN</b>          |             |             |             |
| 1. Politik                   | -           | -           | -           |
| 2. Thd. Kepala Negara        | -           | 2           | -           |
| 3. Thd. Ketertiban Umum      | 15          | 14          | 9           |
| 4. Pembakaran                | 3           | -           | -           |
| 5. Penyuapan                 | -           | -           | -           |
| 6. Mata Uang                 | -           | -           | -           |
| 7. Memalsu Materai/Surat     | -           | -           | -           |
| 8. Kesusilaan                | 1           | 2           | 4           |
| 9. Perjudian                 | -           | 4           | 8           |
| 10. Penculikan               | -           | -           | -           |
| 11. Pembunuhan               | 2           | 2           | 1           |
| 12. Penganiayaan             | 9           | 14          | 16          |
| 13. Pencurian                | 17          | 8           | 14          |
| 14. Perampokan               | -           | -           | 2           |
| 15. Memeras/Mengancam        | -           | -           | -           |
| 16. Penggelapan              | 1           | 2           | 4           |
| 17. Penipuan                 | 2           | 2           | -           |
| 18. Merusak Barang           | 1           | -           | -           |
| 19. Dalam Jabatan            | -           | -           | -           |
| 20. Penadahan                | 2           | -           | 2           |
| 21. Lain-lain                | 64          | 30          | 19          |
| 22. Ekonomi                  | -           | -           | -           |
| <b>B. PELANGGARAN</b>        |             |             |             |
| 23. Pelanggaran KUHP         | -           | -           | -           |
| 24. Pelanggaran Ekonomi      | -           | -           | -           |
| <b>Jumlah/Total</b>          | <b>117</b>  | <b>80</b>   | <b>79</b>   |

Catatan/Note: ...

Sumber/Source: Kantor Lembaga Pemasyarakatan Kabupaten Ende

**Tabel 4.3.12**      **Isi Lembaga Pemasyarakatan Menurut Jenis Kejahatan/  
Pelanggaran Di Kabupaten Ende, 2020 - 2022**  
*Volume of Building Public by The Kind of Criminal in Ende  
Regency, 2020 - 2022*

| Bulan/Month              | 2020       | 2021       | 2022       |
|--------------------------|------------|------------|------------|
| (1)                      | (2)        | (3)        | (4)        |
| 1. Politik               | -          | -          | -          |
| 2. Thd. Kepala Negara    | -          | -          | -          |
| 3. Thd. Ketertiban Umum  | 9          | 4          | 10         |
| 4. Pembakaran            | 3          | -          | -          |
| 5. Penyuapan             | -          | -          | -          |
| 6. Mata Uang             | -          | -          | -          |
| 7. Memalsu Materai/Surat | -          | -          | -          |
| 8. Kesusilaan            | 5          | 6          | 4          |
| 9. Perjudian             | 4          | -          | 7          |
| 10. Penculikan           | -          | -          | 1          |
| 11. Pembunuhan           | 15         | 16         | 20         |
| 12. Penganiayaan         | 3          | 9          | 6          |
| 13. Pencurian            | 16         | 15         | 17         |
| 14. Perampokan           | 2          | -          | 1          |
| 15. Memeras/Mengancam    | -          | -          | -          |
| 16. Penggelapan          | 6          | 4          | 6          |
| 17. Penipuan             | 1          | 1          | 1          |
| 18. Merusak Barang       | -          | -          | -          |
| 19. Dalam Jabatan        | -          | -          | -          |
| 20. Penadahan            | -          | -          | -          |
| 21. Ekonomi              | -          | -          | -          |
| 22. Subversi             | -          | -          | -          |
| 23. Narkotika            | -          | -          | -          |
| 24. Narkoba              | 3          | -          | -          |
| 25. Psikotropika         | -          | -          | -          |
| 26. Korupsi              | 9          | -          | -          |
| 27. Penyelundupan        | -          | -          | -          |
| 28. Pelanggaran          | -          | -          | -          |
| 29. Kenakalan            | -          | -          | -          |
| 30. Lain-lain            | 92         | 106        | 135        |
| <b>Jumlah/Total</b>      | <b>168</b> | <b>161</b> | <b>208</b> |

Catatan/Note: ...

Sumber/Source: Kantor Lembaga Pemasyarakatan Kabupaten Ende

#### 4.4 KEMISKINAN POVERTY

**Tabel 4.4.1** Garis Kemiskinan, Jumlah, dan Persentase Penduduk Miskin di Kabupaten Ende, 2015–2022  
*Poverty Line, Number, and Percentage of Poor People in Ende Regency, 2015–2022*

| Tahun<br>Year | Garis Kemiskinan<br>(rupiah/kapita/bulan)<br>Poverty Line<br>(rupiah/capita/month) | Jumlah Penduduk<br>Miskin (ribu)<br>Number of Poor People<br>(thousand) | Persentase Penduduk<br>Miskin<br>Percentage of Poor<br>People |
|---------------|--|---|---|
| (1)           | (2)  | (3)   | (4)   |
| 2015          | 291 770  | 63,23   | 23,49   |
| 2016          | 315 090  | 64,65   | 23,89   |
| 2017          | 341 219  | 65,11   | 23,95   |
| 2018          | 358 986  | 66,01   | 24,2  |
| 2019          | 363 508  | 63,45   | 23,18   |
| 2020          | 392 591  | 65,22   | 23,76   |
| 2021          | 428 328  | 66,38   | 24,13   |
| 2022          | 473 403  | 63,40   | 23,00   |

Catatan/Note: ...

Sumber/Source: BPS, Survei Sosial Ekonomi Nasional Maret/BPS-Statistics Indonesia, March National Socioeconomic Survey

**Tabel 4.4.2** Indeks Kedalaman Kemiskinan dan Indeks Keparahan Kemiskinan di Kabupaten Ende, 2015–2022  
**Poverty Gap Index and Poverty Severity Index in Ende Regency, 2015–2022**

| Tahun<br>Year | Indeks Kedalaman Kemiskinan<br>Poverty Gap Index | Indeks Keparahan Kemiskinan<br>Poverty Severity Index |
|---------------|--|---|
| (1)           | (2)  | (3)   |
| 2015          | 3,32   | 0,74  |
| 2016          | 4,87   | 1,64  |
| 2017          | 5,25   | 1,71  |
| 2018          | 5,47   | 1,68  |
| 2019          | 4,22   | 1,11  |
| 2020          | 4,54   | 1,19  |
| 2021          | 6,39   | 2,15  |
| 2022          | 4,80   | 1,51  |

Catatan/Note: ...

Sumber/Source: BPS, Survei Sosial Ekonomi Nasional Maret/BPS-Statistics Indonesia, March National Socioeconomic Survey

BAB

5

## PERTANIAN, KEHUTANAN, DAN PERIKANAN

### KELAPA MERUPAKAN KOMODITAS UTAMA TANAMAN PERKEBUNAN DI KABUPATEN ENDE

Luas Areal (ha)

**12.243,24**

Produksi (ton)

**9.218**

**Produksi Terbesar**

**Kecamatan Nangapanda**

Luas Areal (ha)

**2.380,90**

Produksi (ton)

**1.896**





**PENJELASAN TEKNIS**

1. Pengumpulan data Statistik Pertanian (SP) diselenggarakan oleh Badan Pusat Statistik bekerja sama dengan Direktorat Jendral Tanaman pangan, Kementerian Pertanian.
2. Data pokok tanaman pangan yang dikumpulkan adalah luas panen dan produktivitas (hasil per hektar). Produksi tanaman pangan merupakan hasil perkalian antara luas panen dan produktivitas. Jenis data tanaman yang dikumpulkan mencakup padi dan palawija (jagung, kedelai, kacang tanah, ubi kayu dan ubi jalar). Pengumpulan data luas panen dilakukan setiap bulan oleh Mantri Pertanian/ Kepala Cabang Dinas Kecamatan (KCD) dan dilaporkan dengan formulir Statistik Pertanian (SP). Pengumpulan data dilakukan dengan pendekatan area kecamatan diseluruh wilayah Indonesia. Pengumpulan data luas panen ditingkat kecamatan dapat didasarkan pada hasil pengumpulan data dari seluruh desa/kelurahan dikecamatan bersangkutan. Pengumpulan data produktivitas tanaman pangan melalui Survei Ubinan dengan pendekatan rumah tangga menggunakan formulir SUB-S. Periode pengumpulan data dilakukan setiap subround

**TECHNICAL NOTES**

1. *Agricultural Survey is carried out by the BPS-Statistics Indonesia in cooperation with the Directorate General of Food Crps, the Ministry of Agriculture.*
2. *The main food crops data collected consists of area harvested and productivity (yield per hectare). Food crops production is generated by area harvested multiplied by productivity. Type of food crops data covers paddy and secondary food crops (maize, soybeans, peanuts, cassava, and sweet potatoes). The area harvested data is collected every month by the Agriculture Extension Workers (called KCD for Kepala Cabang Dinas) and reported in Agriculture Statistics Form (called SP for Statistik Pertanian). Data collection is conducted using sub district area approach in all sub district in Indonesia. Area harvested in each sub district in each village in the sub district. Food crops productivity (yield per hectare) data are collected through the Crop Cutting survey using SUB-S from based on household approach. The data collection is conducted in every sub round (four monthly) with Sub District Statistics Coordinator (called KSK for Koordinator Statistik Kecamatan) and KCD being the enumerator. The productivity*

(empat bulanan) dengan petugas lapangan adalah Mantri Statistik (Koodinasi Statistik Kecamatan/ KSK) dan KCD. Pengumpulan data produktivitas dilakukan melalui pengukuran langsung pada plot ubinan berukuran 2,5 m x 2,5 m. Pengumpulan data produktivitas dilakukan pada waktu panen petani.

*data collection is conducted by a direct measurement in 2,5 m x 2,5 m crop cutting plot. The productivity measurement is conducted at the time when farmers are harvesting their crops.*

3. Pengumpulan data luas lahan sawah dilakukan setiap tahun oleh KCD dengan menggunakan formulir SP-Lahan. Data luas lahan sawah yang dilaporkan adalah kondisi akhir tahun yang berada di wilayah administrasi kecamatan mencakup lahan yang diusahakan oleh rumah tangga, perusahaan, pemerintah, dan lain-lain.

3. *Wetland area data is collected annually by KCD using the from called SP-Lahan. Wetland area data reported is the condition at the end of the year, and covers wetland in districts administrative area including the land cultivated by households, firms governments, and others.*

4. Produksi padi mencakup padi sawah dan padi ladang. Data produksi padi dan palawija yang disajikan adalah dalam kualitas: gabah kering giling (padi), pipilan kering (jagung), biji kering (kedelai dan kacang tanah), dan umbi basah (ubi kayu dan ubi jalar).

4. *The production of paddy covers the production of wetland paddy and dryland paddy. Production of paddy and secondary crops data are presented in the form of: dry unhusked rice (paddy), dry loose maize (maize), dry shells crops (soybeans and peanuts) and fresh roots (cassava and sweet potatoes).*

5. Survei Pertanian Hortikultura (SPH) diselenggarakan oleh Badan Pusat Statistik bekerja sama dengan Direktorat Jendral Holtikultura, Kementerian Pertanian.

5. *The Agricultural Survey for Horticulture (SPH) is carried out by the BPS-Statistics Indonesia in cooperation with the Directorate General of Horticulture, Ministry of Agriculture.*



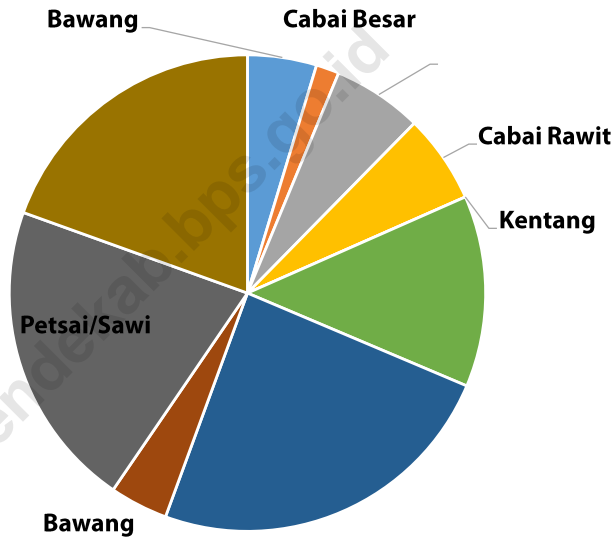
6. Kuesioner yang digunakan dalam pengumpulan data SPH mencakup:
- SPH-SBS digunakan untuk data tanaman sayuran dan buah-buahan semusim.
  - SPH-BST digunakan untuk data tanaman buah-buahan dan sayuran tahunan.
  - SPH-TBF digunakan untuk data tanaman biofarmaka
  - SPH-TH digunakan untuk data tanaman hias.
6. *The Questionnaire to collect the Agriculture Survey for Horticulture data are:*
- SPH-SBS used for data on seasonalvegetablesandfruitplants.*
  - SPH-BST used for data on annual fruit and vegetables plants.*
  - SPH-TBF use for data on medicinal plants.*
  - SPH-TH used for data on ornamental plants.*
7. Metode yang digunakan dalam survei ini adalah metode pencacahan lengkap terhadap seluruh kecamatan di Indonesia dan dilaporkan secara rutin bulanan untuk SPH-SBS dan triwulanan untuk SPH-BST, SPH-TBF, SPH-TH, oleh mantri tani/ KCD
7. *The method used in this survey is complete enumeration for all of sub districts in Indonesia and reported monthly for SPH-BST, SPH-TBF, SPH-TH by agriculture extension services.*
8. Tanaman sayuran dan buah-buahan semusim
- Tanaman sayuran sayuran semusim adalah tanaman sumber vitamin, garam mineral dan lain-lain yang dikonsumsi dari bagian tanaman yang berupa daun, bunga, buah dan umbinya, yang berumur kurang dari satu tahun.
  - Tanaman buah-buahan semusim adalah tanaman sumber vitamin, garam mineral dan lain-lain yang dikonsumsi dari bagian tanaman yang berupa buah, berumur
8. *Seasonalvegetablesandfruitplants*
- Seasonal vegetables plants are palnts which are the sources of vitamin,mineralsalt,etc,consumed from the part of the plant in the form of leaf, flower, fruit and root with the age of less than one year.*
  - Seasonal fruits plant are plants which are the sources of vitamin,contained mineral salt, etc, consumed from the part of the plant in the form of fruits. These plants are creeps with*

- kurang dari satu tahun, tidak berbentuk pohon/rumpun tetapi menjalan dan berbatang lunak.
9. Tanaman buah-buahan dan sayuran tahunan
- a. Tanaman buah-buahan tahunan adalah tanaman sumber vitamin, garam mineral dan lain-lain yang dikonsumsi dari bagian tanaman yang berupa buah dan merupakan tanaman tahunan.
- b. Tanaman sayuran tahunan adalah tanaman sumber vitamin, garam mineral dan lain-lain yang dikonsumsi dari bagian tanaman yang berupa daun dan atau buah yang berumur lebih dari satu tahun.
10. Tanaman biofarmaka  
Tanaman biofarmaka adalah tanaman yang bermanfaat untuk obat-obatan, kosmetik dan kesehatan yang dikonsumsi atau digunakan Dari bagian-bagian tanaman seperti daun, batang, buah, umbi (rimpang) ataupun akar
11. Data yang dikumpulkan dalam SPH mencakup: data tentang luas penanaman, luas panen (untuk buah-buahan tahunan adalah banyaknya tanaman yang menghasilkan), produksi, luas rusak, luas tanaman akhir dan harga jual petani.
- the age of less than one year.*
9. *Annual fruit and vegetable plants*
- a. *Annual fruits plants are plants which are the sources of vitamin, contained mineral salt, etc, consumed from the part of the plant in the form of fruits and more than one year of age.*
- b. *Annual vegetable plants are plants plants which are the sources of vitamin, contained mineral salt, etc, consumed from the part of the plant in the form of vegetable and more than one year of age.*
10. *Medicinal plants.*  
*Medicinal plants are plants which are usefull for medicine. It is consumend from parts of the plants such as leaf, flower, fruit, tubbert and root.*
11. *The Agriculture Survey for Horticulture collects the information on the planted area, harvested area (for annual vegetables is the number of production plant), production, damaged area plant area in the end of period, and price on the fron-gate level.*

12. Luas panen adalah luas tanaman sayuran, buah-buahan, biofarmaka dan tanaman hias yang diambil hasilnya/dipanen pada periode pelaporan.
13. Luas panen untuk tanaman sayuran: luas tanaman yang dipanen sekaligus/habis/dibongkar dan luas tanaman yang dipanen berkali-kali (lebih dari satu kali)/belum habis.
- a. Tanaman yang dipanen sekaligus/habis/dibongkar adalah tanaman yang sehabis panen langsung dibongkar/dicabut, terdiri dari bawang merah, bawang putih, bawang daun, kentang, kol/kubis, kembang kol, petsai/sawi, wortel, lobak dan kacang merah.
- b. Tanaman yang dipanen berkali-kali (lebih dari satu kali)/belum habis adalah tanaman yang pemanenannya lebih dari satu kali dan biasanya dibongkar apabila penenan terakhir sudah tidak menandai lagi, terdiri dari: kacang panjang, cabe besar, cabe rawit, jamur, tomat, terung, buncis, ketimun, labu siam, kangkung, bayam, melon, semangka, blewah.
12. *Harvested area is which vegetable, fruit, medicinal and ornamental plant of crop harvested during the period of report.*
13. *Harvested area of of vegetables: area of entirely plant harvested/demolished and plant harvested several times/undemolished.*
- a. *Entirely plants harvested/demolished are plants usually harvested once and demolished to be substituted by other plants, consisting of: shallots, garlic, leeks, potato, cabbage, cauli flower, mustard green, carrots, Chinese radish and red kidney beans*
- b. *Plants harvested several times/undemolished are plants usually harvested more than once and demolished in the case that the last harvest was economically not profitable. They consist of: yard long beans, chili, small chili, mushroom, tomatoes, egg plant, french beans, cucumber, pumpink/chajota, swamp cabbage, spinach, melon, watermelon and blewah.*

**Gambar** 5.1  
**Figures**

**Produksi Tanaman Sayuran Menurut Jenis Tanaman di Kabupaten Ende (%), 2022**  
**Production of Vegetables by Kind of Plant in Ende Regency (%), 2022**



Sumber/Source : BPS, Statistik Pertanian Hortikultura SPH-SBS/BPS-Statistics Indonesia, Agricultural Statistic for Horticulture SPH-SBS

## 5.1 HORTIKULTURA

### HORTICULTURE

**Tabel** 5.1.1 **Luas Panen Tanaman Sayuran Menurut Kecamatan dan Jenis Tanaman di Kabupaten Ende (ha), 2021 dan 2022**  
**Table** 5.1.1 **Harvested Area of Vegetables by Subdistrict and Kind of Plant in Ende Regency (ha), 2021 and 2022**

| Kecamatan<br>Subdistrict | Bawang Merah<br>Shallot |           | Cabai Besar/TW/Teropong<br>Chili/Big Chili |           |
|--------------------------|-------------------------|-----------|--|-----------|
|                          | 2021                    | 2022      | 2021                                       | 2022      |
| (1)                      | (2)                     | (3)       | (4)  | (5)       |
| 010. Nangapanda          | -                       | -         | -  | -         |
| 011. Pulau Ende          | -                       | -         | -  | -         |
| 012. Maukaro             | -                       | -         | -  | -         |
| 020. Ende                | -                       | -         | 4  | 1         |
| 030. Ende Selatan        | -                       | -         | -  | -         |
| 031. Ende Timur          | -                       | -         | -  | -         |
| 032. Ende Tengah         | -                       | -         | -  | -         |
| 033. Ende Utara          | -                       | -         | -  | -         |
| 040. Ndonga              | -                       | -         | -  | -         |
| 041. Ndonga Timur        | 11                      | 4         | -  | -         |
| 050. Wolowaru            | 5                       | 1         | 3  | -         |
| 051. Wolojita            | 31                      | 35        | 2  | -         |
| 052. Lio Timur           | 7                       | 7         | -  | -         |
| 053. Kelimutu            | -                       | -         | 13   | 4         |
| 054. Ndori               | -                       | -         | -  | -         |
| 060. Maurole             | -                       | -         | -  | -         |
| 061. Kotabaru            | -                       | -         | -  | -         |
| 062. Detukeli            | -                       | -         | -  | -         |
| 063. Lepembusu Kelisoke  | -                       | -         | 3  | 8         |
| 070. Detusoko            | -                       | -         | 5  | 1         |
| 071. Wewaria             | 0                       | 0         | -  | -         |
| <b>Kabupaten Ende</b>    | <b>55</b>               | <b>47</b> | <b>29</b>                                  | <b>13</b> |

Lanjutan Tabel/*Continued Table 5.1.1*

| Kecamatan<br>Subdistrict | Cabai Keriting<br>Curly Chili |            | Cabai Rawit<br>Chili/Cayenne Pepper |           |
|--------------------------|-------------------------------|------------|-------------------------------------|-----------|
|                          | 2021                          | 2022       | 2021                                | 2022      |
| (1)                      | (6)                           | (7)        | (8)                                 | (9)       |
| 010. Nangapanda          | -                             | 39         | 6                                   | 3         |
| 011. Pulau Ende          | -                             | -          | -                                   | -         |
| 012. Maukaro             | 8                             | -          | 4                                   | -         |
| 020. Ende                | 33                            | 22         | 8                                   | 9         |
| 030. Ende Selatan        | -                             | -          | -                                   | 1         |
| 031. Ende Timur          | -                             | 6          | -                                   | -         |
| 032. Ende Tengah         | -                             | -          | -                                   | -         |
| 033. Ende Utara          | -                             | 20         | 3                                   | 3         |
| 040. Ndona               | 21                            | 29         | 8                                   | 5         |
| 041. Ndona Timur         | 25                            | 15         | 4                                   | 2         |
| 050. Wolowaru            | 90                            | 78         | 6                                   | 6         |
| 051. Wolojita            | 30                            | 91         | 2                                   | 8         |
| 052. Lio Timur           | 23                            | -          | 2                                   | -         |
| 053. Kelimutu            | 30                            | 35         | 8                                   | 3         |
| 054. Ndori               | -                             | -          | -                                   | -         |
| 060. Maurole             | 15                            | 48         | 2                                   | 2         |
| 061. Kotabaru            | 15                            | 45         | 3                                   | 4         |
| 062. Detukeli            | 26                            | 8          | 6                                   | 4         |
| 063. Lepembusu Kelisoke  | 35                            | 128        | 4                                   | 6         |
| 070. Detusoko            | 123                           | 191        | 4                                   | 1         |
| 071. Wewaria             | 15                            | 68         | 2                                   | 4         |
| <b>Kabupaten Ende</b>    | <b>489</b>                    | <b>823</b> | <b>70</b>                           | <b>58</b> |

Lanjutan Tabel/*Continued Table 5.1.1*

| Kecamatan<br>Subdistrict | Kentang<br>Potato |          | Kubis<br>Cabbage |           | Tomat<br>Tomato |           |
|--------------------------|-------------------|----------|------------------|-----------|-----------------|-----------|
|                          | 2021              | 2022     | 2021             | 2022      | 2021            | 2022      |
| (1)                      | (14)              | (15)     | (16)             | (17)      | (18)            | (19)      |
| 010. Nangapanda          | -                 | -        | -                | -         | 2               | 1         |
| 011. Pulau Ende          | -                 | -        | -                | -         | -               | -         |
| 012. Maukaro             | -                 | -        | -                | -         | -               | -         |
| 020. Ende                | -                 | -        | -                | -         | 4               | 2         |
| 030. Ende Selatan        | -                 | -        | -                | -         | -               | -         |
| 031. Ende Timur          | -                 | -        | -                | -         | -               | -         |
| 032. Ende Tengah         | -                 | -        | -                | -         | -               | -         |
| 033. Ende Utara          | -                 | -        | -                | -         | 1               | 3         |
| 040. Ndona               | -                 | -        | -                | -         | 1               | 1         |
| 041. Ndona Timur         | -                 | -        | 2                | -         | 1               | 1         |
| 050. Wolowaru            | -                 | -        | -                | -         | 2               | 5         |
| 051. Wolojita            | -                 | -        | 1                | 3         | 6               | 10        |
| 052. Lio Timur           | -                 | -        | -                | -         | -               | -         |
| 053. Kelimutu            | -                 | -        | 27               | 9         | 28              | 7         |
| 054. Ndori               | -                 | -        | -                | -         | -               | -         |
| 060. Maurole             | -                 | -        | -                | -         | 1               | 1         |
| 061. Kotabaru            | -                 | -        | -                | -         | 1               | 1         |
| 062. Detukeli            | -                 | -        | -                | -         | -               | -         |
| 063. Lepembusu Kelisoke  | -                 | -        | 31               | 9         | 25              | 14        |
| 070. Detusoko            | -                 | -        | 18               | 11        | -               | 7         |
| 071. Wewaria             | -                 | -        | -                | -         | 1               | 2         |
| <b>Kabupaten Ende</b>    | <b>-</b>          | <b>-</b> | <b>78</b>        | <b>32</b> | <b>71</b>       | <b>54</b> |

Lanjutan Tabel/*Continued Table 5.1.1*

| Kecamatan<br>Subdistrict | Bawang Putih<br>Garlic |           | Petsai/Sawi<br>Chinese Cabbage |           | Terung<br>Eggplant |           |
|--------------------------|------------------------|-----------|--------------------------------|-----------|--------------------|-----------|
|                          | 2021                   | 2022      | 2021                           | 2022      | 2021               | 2022      |
| (1)                      | (14)                   | (15)      | (16)                           | (17)      | (18)               | (19)      |
| 010. Nangapanda          | -                      | -         | -                              | -         | 9                  | 2         |
| 011. Pulau Ende          | -                      | -         | -                              | -         | -                  | -         |
| 012. Maukaro             | -                      | -         | -                              | -         | 1                  | -         |
| 020. Ende                | -                      | -         | 20                             | 17        | 13                 | 13        |
| 030. Ende Selatan        | -                      | -         | -                              | -         | -                  | 1         |
| 031. Ende Timur          | -                      | -         | 9                              | 15        | 1                  | 5         |
| 032. Ende Tengah         | -                      | -         | -                              | -         | -                  | -         |
| 033. Ende Utara          | -                      | -         | -                              | -         | 4                  | 1         |
| 040. Ndona               | -                      | -         | 12                             | 7         | 4                  | 3         |
| 041. Ndona Timur         | 2                      | 5         | 2                              | -         | -                  | 1         |
| 050. Wolowaru            | -                      | -         | 6                              | -         | 2                  | 1         |
| 051. Wolojita            | 1                      | 25        | 3                              | 3         | -                  | 1         |
| 052. Lio Timur           | -                      | -         | -                              | -         | -                  | -         |
| 053. Kelimutu            | -                      | 6         | 20                             | 3         | 13                 | -         |
| 054. Ndori               | -                      | -         | -                              | -         | -                  | -         |
| 060. Maurole             | -                      | -         | 3                              | 10        | 2                  | 2         |
| 061. Kotabaru            | -                      | -         | 3                              | -         | 1                  | 1         |
| 062. Detukeli            | -                      | -         | -                              | -         | 7                  | 2         |
| 063. Lepembusu Kelisoke  | -                      | -         | 21                             | 12        | 1                  | -         |
| 070. Detusoko            | -                      | -         | 27                             | 13        | 8                  | 4         |
| 071. Wewaria             | -                      | -         | 4                              | 1         | 4                  | 4         |
| <b>Kabupaten Ende</b>    | <b>3</b>               | <b>36</b> | <b>129</b>                     | <b>81</b> | <b>69</b>          | <b>40</b> |

Catatan/Note: ...

Sumber/Source: BPS, Statistik Pertanian Hortikultura SPH-SBS/BPS-Statistics Indonesia, Agricultural Statistic for Horticulture SPH-SBS



**Tabel**  
**Table** 5.1.2**Produksi Tanaman Sayuran Menurut Kecamatan dan Jenis Tanaman di Kabupaten Ende (kuintal), 2021 dan 2022**  
**Production of Vegetables by Subdistrict and Kind of Plant in Ende Regency (quintal), 2021 and 2022**

| Kecamatan<br>Subdistrict | Bawang Merah<br>Shallot |            | Cabai Besar/TW/Teropong<br>Chili/Big Chili |            |
|--------------------------|-------------------------|------------|--|------------|
|                          | 2021                    | 2022       | 2021                                       | 2022       |
| (1)                      | (2)                     | (3)        | (4)  | (5)        |
| 010. Nangapanda          | -                       | -          | -  | -          |
| 011. Pulau Ende          | -                       | -          | -  | -          |
| 012. Maukaro             | 30                      | -          | -  | -          |
| 020. Ende                | -                       | -          | 53   | 13         |
| 030. Ende Selatan        | -                       | -          | -  | -          |
| 031. Ende Timur          | -                       | -          | -  | -          |
| 032. Ende Tengah         | -                       | -          | -  | -          |
| 033. Ende Utara          | -                       | -          | -  | -          |
| 040. Ndona               | -                       | -          | -  | -          |
| 041. Ndona Timur         | 55                      | 39         | -  | -          |
| 050. Wolowaru            | 104                     | 54         | 45   | -          |
| 051. Wolojita            | 126                     | 430        | 33   | 9          |
| 052. Lio Timur           | 30                      | 80         | -  | -          |
| 053. Kelimutu            | -                       | -          | 120  | 62         |
| 054. Ndori               | -                       | -          | -  | -          |
| 060. Maurole             | -                       | -          | -  | -          |
| 061. Kotabaru            | -                       | 9          | -  | -          |
| 062. Detukeli            | -                       | -          | -  | -          |
| 063. Lepembusu Kelisoke  | -                       | -          | 55   | 112        |
| 070. Detusoko            | -                       | -          | 30   | 15         |
| 071. Wewaria             | 24                      | 20         | -  | -          |
| <b>Kabupaten Ende</b>    | <b>369</b>              | <b>632</b> | <b>336</b>                                 | <b>211</b> |

Lanjutan Tabel/Continued Table 5.1.2

| Kecamatan<br>Subdistrict | Cabai Keriting<br>Curly Chili |            | Cabai Rawit<br>Chili/Cayenne Pepper |            |
|--------------------------|-------------------------------|------------|-------------------------------------|------------|
|                          | 2021                          | 2022       | 2021                                | 2022       |
| (1)                      | (6)                           | (7)        | (8)                                 | (9)        |
| 010. Nangapanda          | -                             | 39         | 98                                  | 28         |
| 011. Pulau Ende          | -                             | -          | -                                   | -          |
| 012. Maukaro             | 8                             | -          | 55                                  | 6          |
| 020. Ende                | 33                            | 22         | 108                                 | 89         |
| 030. Ende Selatan        | -                             | -          | -                                   | 33         |
| 031. Ende Timur          | -                             | 6          | -                                   | -          |
| 032. Ende Tengah         | -                             | -          | -                                   | 11         |
| 033. Ende Utara          | -                             | 20         | 60                                  | 72         |
| 040. Ndona               | 21                            | 29         | 125                                 | 33         |
| 041. Ndona Timur         | 25                            | 15         | 55                                  | 15         |
| 050. Wolowaru            | 90                            | 78         | 93                                  | 60         |
| 051. Wolojita            | 30                            | 91         | 31                                  | 130        |
| 052. Lio Timur           | 23                            | -          | 30                                  | 8          |
| 053. Kelimutu            | 30                            | 35         | 60                                  | 25         |
| 054. Ndori               | -                             | -          | -                                   | -          |
| 060. Maurole             | 15                            | 48         | 30                                  | 20         |
| 061. Kotabaru            | 15                            | 45         | 65                                  | 30         |
| 062. Detukeli            | 26                            | 8          | 62                                  | 68         |
| 063. Lepembusu Kelisoke  | 35                            | 128        | 50                                  | 108        |
| 070. Detusoko            | 123                           | 191        | 45                                  | 15         |
| 071. Wewaria             | 15                            | 68         | 30                                  | 62         |
| <b>Kabupaten Ende</b>    | <b>489</b>                    | <b>823</b> | <b>997</b>                          | <b>812</b> |

Lanjutan Tabel/Continued Table 5.1.2

| Kecamatan<br>Subdistrict | Kentang<br>Potato |          | Kubis<br>Cabbage |              | Tomat<br>Tomato |              |
|--------------------------|-------------------|----------|------------------|--------------|-----------------|--------------|
|                          | 2021              | 2022     | 2021             | 2022         | 2021            | 2022         |
| (1)                      | (14)              | (15)     | (16)             | (17)         | (18)            | (19)         |
| 010. Nangapanda          | -                 | -        | -                | -            | 160             | 100          |
| 011. Pulau Ende          | -                 | -        | -                | -            | -               | -            |
| 012. Maukaro             | -                 | -        | -                | -            | -               | -            |
| 020. Ende                | -                 | -        | -                | -            | 426             | 200          |
| 030. Ende Selatan        | -                 | -        | -                | -            | -               | -            |
| 031. Ende Timur          | -                 | -        | -                | -            | -               | 10           |
| 032. Ende Tengah         | -                 | -        | -                | -            | -               | -            |
| 033. Ende Utara          | -                 | -        | -                | -            | 55              | 140          |
| 040. Ndona               | -                 | -        | -                | -            | 103             | 70           |
| 041. Ndona Timur         | -                 | -        | 75               | 20           | 80              | 10           |
| 050. Wolowaru            | -                 | -        | -                | -            | 160             | 240          |
| 051. Wolojita            | -                 | -        | 130              | 170          | 410             | 486          |
| 052. Lio Timur           | -                 | -        | -                | -            | -               | -            |
| 053. Kelimutu            | -                 | -        | 830              | 420          | 870             | 400          |
| 054. Ndori               | -                 | -        | -                | -            | -               | -            |
| 060. Maurole             | -                 | -        | -                | -            | 30              | 70           |
| 061. Kotabaru            | -                 | -        | -                | -            | 90              | 120          |
| 062. Detukeli            | -                 | -        | -                | -            | -               | -            |
| 063. Lepembusu Kelisoke  | -                 | -        | 680              | 410          | 1 100           | 770          |
| 070. Detusoko            | -                 | -        | 530              | 730          | -               | 480          |
| 071. Wewaria             | -                 | -        | -                | -            | 20              | 150          |
| <b>Kabupaten Ende</b>    | <b>-</b>          | <b>-</b> | <b>2 245</b>     | <b>1 750</b> | <b>3 504</b>    | <b>3 246</b> |

Lanjutan Tabel/Continued Table 5.1.2

| Kecamatan<br>Subdistrict | Bawang Putih<br>Garlic |            | Petai/Sawi<br>Chinese Cabbage |              | Terung<br>Eggplant |              |
|--------------------------|------------------------|------------|-------------------------------|--------------|--------------------|--------------|
|                          | 2021                   | 2022       | 2021                          | 2022         | 2021               | 2022         |
| (1)                      | (14)                   | (15)       | (16)                          | (17)         | (18)               | (19)         |
| 010. Nangapanda          | -                      | -          | -                             | -            | 530                | 190          |
| 011. Pulau Ende          | -                      | -          | -                             | -            | -                  | -            |
| 012. Maukaro             | -                      | -          | -                             | 19           | 130                | 20           |
| 020. Ende                | -                      | -          | 275                           | 380          | 1 105              | 660          |
| 030. Ende Selatan        | -                      | -          | 30                            | -            | 90                 | 47           |
| 031. Ende Timur          | -                      | -          | 460                           | 530          | 80                 | 395          |
| 032. Ende Tengah         | -                      | -          | -                             | -            | -                  | -            |
| 033. Ende Utara          | -                      | -          | -                             | -            | 420                | 35           |
| 040. Ndona               | -                      | -          | 485                           | 396          | 410                | 187          |
| 041. Ndona Timur         | 20                     | 140        | 60                            | 5            | -                  | 80           |
| 050. Wolowaru            | -                      | -          | 240                           | -            | 170                | 80           |
| 051. Wolojita            | 20                     | 360        | 225                           | 224          | -                  | 50           |
| 052. Lio Timur           | -                      | -          | 2                             | 14           | -                  | -            |
| 053. Kelimutu            | -                      | 32         | 380                           | 105          | 620                | -            |
| 054. Ndori               | -                      | -          | -                             | -            | -                  | -            |
| 060. Maurole             | -                      | -          | 145                           | 355          | 170                | 150          |
| 061. Kotabaru            | -                      | -          | 90                            | 6            | 90                 | 80           |
| 062. Detukeli            | -                      | -          | -                             | -            | 680                | 135          |
| 063. Lepembusu Kelisoke  | -                      | -          | 455                           | 320          | 80                 | -            |
| 070. Detusoko            | -                      | -          | 480                           | 420          | 520                | 300          |
| 071. Wewaria             | -                      | -          | 160                           | 50           | 260                | 220          |
| <b>Kabupaten Ende</b>    | <b>40</b>              | <b>532</b> | <b>3 487</b>                  | <b>2 824</b> | <b>5 355</b>       | <b>2 629</b> |

Catatan/Note: Angka sementara

Sumber/Source: BPS, Statistik Pertanian Hortikultura SPH-SBS/BPS-Statistics Indonesia, Agricultural Statistic for Horticulture SPH-SBS

**Tabel**  
**Table** 5.1.3

**Luas Panen Tanaman Sayuran dan Buah-buahan Semusim  
Menurut Jenis Tanaman di Kabupaten Ende (ha),  
2019–2022**  
*Harvested Area of Seasonal Vegetables and Fruits by Kind  
of Plant in Ende Regency (ha), 2019–2022*

| Jenis Tanaman<br><i>Kind of Plants</i>          | 2019 | 2020 | 2021 | 2022 |
|---|------|------|------|------|
| (1)   | (2)  | (3)  | (4)  | (5)  |
| <b>Sayuran/Vegetables:</b>                      |      |      |      |      |
| Bawang Daun/ <i>Scallion</i>                    | 26   | 25   | 22   | 26   |
| Bawang Merah/ <i>Shallots</i>                   | 27   | 47   | 55   | 47   |
| Bawang Putih/ <i>Garlic</i>                     | 64   | 30   | 3    | 36   |
| Bayam/ <i>Spinach</i>                           | 43   | 73   | 51   | 41   |
| Buncis/ <i>String Bean</i>                      | 35   | 70   | 50   | 40   |
| Cabai Rawit/ <i>Chili (Capsicum Frutescens)</i> | 63   | 119  | 70   | 58   |
| Jamur/ <i>Mushroom</i>                          | -    | -    | -    | -    |
| Kacang Panjang/ <i>Long Beans</i>               | 44   | 123  | 82   | 27   |
| Kangkung/ <i>Water Spinach</i>                  | 58   | 118  | 79   | 62   |
| Kembang Kol/ <i>Cauliflower</i>                 | 20   | 23   | 24   | 18   |
| Kentang/ <i>Potato</i>                          | 36   | 48   | -    | -    |
| Ketimun/ <i>Cucumber</i>                        | 30   | 33   | 23   | 11   |
| Kubis/ <i>Cabbage</i>                           | 107  | 103  | 78   | 32   |
| Labu Siam/ <i>Chayote</i>                       | 52   | 70   | 51   | 18   |
| Lobak/ <i>Radish</i>                            | -    | -    | -    | -    |
| Paprika/ <i>Bell Pepper</i>                     | 1    | 1    | -    | -    |
| Petsai/ <i>Chinese Cabbage</i>                  | 121  | 163  | 129  | 81   |
| Terung/ <i>Eggplant</i>                         | 70   | 110  | 69   | 40   |
| Tomat/ <i>Tomato</i>                            | 105  | 151  | 71   | 54   |
| Wortel/ <i>Carrot</i>                           | 83   | 37   | 34   | 26   |
| Cabai Besar/TW/Teropong/ <i>Chili/Big Chili</i> | ...  | ...  | 29   | 13   |
| Cabai Keriting/ <i>Chili/Curlly Chili</i>       | ...  | ...  | 52   | 61   |
| <b>Buah-buahan/Fruits:</b>                      |      |      |      |      |
| Blewah/ <i>Blewah</i>                           | -    | -    | -    | -    |
| Melon/ <i>Melon</i>                             | -    | 1    | -    | -    |
| Semangka/ <i>Watermelon</i>                     | 4    | 2    | 1    | 3    |
| Stroberi/ <i>Strawberry</i>                     | -    | -    | 2    | 2    |

Catatan/Note: Angka sementara

Sumber/Source: BPS, Statistik Pertanian Hortikultura SPH-SBS/BPS-Statistics Indonesia, Agricultural Statistic for Horticulture SPH-SBS

**Tabel 5.1.4** **Produksi Tanaman Sayuran dan Buah-buahan Semusim Menurut Jenis Tanaman di Kabupaten Ende (kuintal), 2019–2022**  
**Production of Seasonal Vegetables and Fruits by Kind of Plant in Ende Regency (quintal), 2019–2022**

| Jenis Tanaman<br>Kind of Plants                 | 2019  | 2020  | 2021  | 2022  |
|---|-------|-------|-------|-------|
| (1)   | (2)   | (3)   | (4)   | (5)   |
| <b>Sayuran/Vegetables:</b>                      |       |       |       |       |
| Bawang Daun/ <i>Scallion</i>                    | 470   | 670   | 740   | 1 144 |
| Bawang Merah/ <i>Shallots</i>                   | 655   | 550   | 369   | 632   |
| Bawang Putih/ <i>Garlic</i>                     | 510   | 220   | 40    | 532   |
| Bayam/ <i>Spinach</i>                           | 400   | 450   | 531   | 521   |
| Buncis/ <i>String Bean</i>                      | 1 770 | 2 685 | 1 350 | 1 325 |
| Cabai Rawit/ <i>Chili (Capsicum Frutescens)</i> | 705   | 1 236 | 997   | 812   |
| Jamur/ <i>Mushroom</i>                          | -     | -     | -     | -     |
| Kacang Panjang/ <i>Long Beans</i>               | 540   | 1 025 | 895   | 793   |
| Kangkung/ <i>Water Spinach</i>                  | 4 590 | 7 510 | 5 913 | 4 406 |
| Kembang Kol/ <i>Cauliflower</i>                 | 395   | 810   | 950   | 815   |
| Kentang/ <i>Potato</i>                          | 1 300 | 1 870 | -     | -     |
| Ketimun/ <i>Cucumber</i>                        | 1 850 | 2 360 | 1 710 | 856   |
| Kubis/ <i>Cabbage</i>                           | 2 560 | 3 120 | 2 245 | 1 750 |
| Labu Siam/ <i>Chayote</i>                       | 2 886 | 4 320 | 2 798 | 1 422 |
| Lobak/ <i>Radish</i>                            | -     | -     | -     | -     |
| Paprika/ <i>Bell Pepper</i>                     | 15    | 15    | -     | 9     |
| Petsai/ <i>Chinese Cabbage</i>                  | 2 799 | 3 340 | 3 487 | 2 824 |
| Terung/ <i>Eggplant</i>                         | 5 860 | 7 560 | 5 355 | 2 629 |
| Tomat/ <i>Tomato</i>                            | 4 175 | 7 590 | 3 504 | 3 246 |
| Wortel/ <i>Carrot</i>                           | 1 350 | 1 760 | 1 610 | 1 351 |
| Cabai Besar/TW/Teropong/ <i>Chili/Big Chili</i> | ...   | ...   | 336   | 211   |
| Cabai Keriting/ <i>Chili/Curlly Chili</i>       | ...   | ...   | 489   | 823   |
| <b>Buah–buahan/Fruits:</b>                      |       |       |       |       |
| Blewah/ <i>Blewah</i>                           | -     | -     | -     | -     |
| Melon/ <i>Melon</i>                             | -     | 100   | -     | -     |
| Semangka/ <i>Watermelon</i>                     | 290   | 300   | 100   | 325   |
| Stroberi/ <i>Strawberry</i>                     | -     | -     | 15    | 2     |

Catatan/Note: Angka sementara

Sumber/Source: BPS, Statistik Pertanian Hortikultura SPH-SBS/BPS-Statistics Indonesia, Agricultural Statistic for Horticulture SPH-SBS

**Tabel**  
**Table** 5.1.5**Luas Panen Tanaman Biofarmaka Menurut Kecamatan dan Jenis Tanaman di Kabupaten Ende (m<sup>2</sup>), 2021 dan 2022**  
**Harvested Area of Medicinal Plants by Subdistrict and Kind of Plant in Ende Regency (m<sup>2</sup>), 2021 and 2022**

| Kecamatan<br>Subdistrict | Jahe<br>Ginger |               | Laos/Lengkuas<br>Galanga |            | Kencur<br>East Indian Galangal |              |
|--------------------------|----------------|---------------|--------------------------|------------|--------------------------------|--------------|
|                          | 2021           | 2022          | 2021                     | 2022       | 2021                           | 2022         |
| (1)                      | (2)            | (3)           | (4)                      | (5)        | (6)                            | (7)          |
| 010. Nangapanda          | -              | 245           | -                        | -          | -                              | -            |
| 011. Pulau Ende          | -              | -             | -                        | -          | -                              | -            |
| 012. Maukaro             | 30             | -             | -                        | -          | -                              | -            |
| 020. Ende                | -              | 2 291         | -                        | -          | -                              | 1 140        |
| 030. Ende Selatan        | -              | -             | -                        | -          | -                              | -            |
| 031. Ende Timur          | -              | -             | -                        | -          | -                              | -            |
| 032. Ende Tengah         | 4              | 3             | 4                        | 1          | 4                              | 3            |
| 033. Ende Utara          | 200            | 122           | 200                      | 120        | 10                             | -            |
| 040. Ndona               | 400            | 506           | 54                       | -          | 25                             | 101          |
| 041. Ndona Timur         | -              | -             | -                        | -          | -                              | -            |
| 050. Wolowaru            | -              | 1             | -                        | 1          | -                              | 1            |
| 051. Wolojita            | -              | 2             | -                        | 1          | -                              | 1            |
| 052. Lio Timur           | -              | -             | -                        | -          | -                              | -            |
| 053. Kelimutu            | 40 000         | 35            | -                        | -          | -                              | -            |
| 054. Ndori               | -              | -             | -                        | -          | -                              | -            |
| 060. Maurole             | -              | -             | -                        | -          | -                              | -            |
| 061. Kotabaru            | -              | -             | -                        | -          | -                              | -            |
| 062. Detukeli            | -              | 500           | -                        | -          | -                              | -            |
| 063. Lepembusu Kelisoke  | 30 700         | 10            | 100                      | 210        | 3 000                          | 190          |
| 070. Detusoko            | -              | 10 000        | -                        | -          | -                              | 1 000        |
| 071. Wewaria             | 30             | 45            | -                        | 26         | -                              | 35           |
| <b>Kabupaten Ende</b>    | <b>71 364</b>  | <b>13 760</b> | <b>358</b>               | <b>359</b> | <b>3 039</b>                   | <b>2 471</b> |

Lanjutan Tabel/*Continued Table 5.1.5*

| Kecamatan<br>Subdistrict | Kunyit<br>Turmeric |              | Temulawak<br>Java Turmeric |           | Mahkota Dewa<br><i>Phaleria Macrocarpa</i><br>(pohon/tree) |            |
|--------------------------|--------------------|--------------|----------------------------|-----------|--|------------|
|                          | 2021               | 2022         | 2021                       | 2022      | 2021   | 2022       |
| (1)                      | (8)                | (9)          | (10)                       | (11)      | (12)   | (13)       |
| 010. Nangapanda          | -                  | 110          | -                          | -         | -  | -          |
| 011. Pulau Ende          | -                  | -            | -                          | -         | -  | -          |
| 012. Maukaro             | 21                 | -            | -                          | -         | -  | -          |
| 020. Ende                | -                  | 7 700        | -                          | 40        | -  | -          |
| 030. Ende Selatan        | -                  | 12           | -                          | -         | -  | -          |
| 031. Ende Timur          | -                  | -            | -                          | -         | -  | -          |
| 032. Ende Tengah         | 5                  | 1            | 2                          | 2         | -  | -          |
| 033. Ende Utara          | 90                 | 90           | 15                         | -         | 290  | 100        |
| 040. Ndona               | 200                | 1 558        | -                          | -         | -  | -          |
| 041. Ndona Timur         | -                  | -            | -                          | -         | -  | -          |
| 050. Wolowaru            | -                  | 1            | -                          | -         | -  | -          |
| 051. Wolojita            | -                  | 1            | -                          | -         | -  | -          |
| 052. Lio Timur           | -                  | -            | -                          | -         | -  | -          |
| 053. Kelimutu            | -                  | -            | -                          | -         | -  | -          |
| 054. Ndori               | -                  | -            | -                          | -         | -  | -          |
| 060. Maurole             | -                  | -            | -                          | -         | -  | -          |
| 061. Kotabaru            | -                  | -            | -                          | -         | -  | -          |
| 062. Detukeli            | -                  | -            | -                          | -         | -  | -          |
| 063. Lepembusu Kelisoke  | 600                | 220          | -                          | -         | -  | -          |
| 070. Detusoko            | -                  | -            | -                          | -         | -  | -          |
| 071. Wewaria             | 40                 | 45           | -                          | 15        | -  | -          |
| <b>Kabupaten Ende</b>    | <b>956</b>         | <b>9 738</b> | <b>17</b>                  | <b>57</b> | <b>290</b>   | <b>100</b> |

Catatan/Note: Angka sementara

Sumber/Source: BPS, Statistik Pertanian Hortikultura SPH-TBF/BPS-Statistics Indonesia, Agricultural Statistic for Horticulture SPH-TBF



**Tabel**  
**Table** 5.1.6**Produksi Tanaman Biofarmaka Menurut Kecamatan dan Jenis Tanaman di Kabupaten Ende (kg), 2021 and 2022**  
**Production of Medicinal Plants by Subdistrict and Kind of Plant in Ende Regency (kg), 2021 and 2022**

| Kecamatan<br>Subdistrict | Jahe<br>Ginger |              | Laos/Lengkuas<br>Galanga |            | Kencur<br>East Indian Galangal |            |
|--------------------------|----------------|--------------|--------------------------|------------|--------------------------------|------------|
|                          | 2021           | 2022         | 2021                     | 2022       | 2021                           | 2022       |
| (1)                      | (2)            | (3)          | (4)                      | (5)        | (6)                            | (7)        |
| 010. Nangapanda          | -              | 60           | -                        | -          | -                              | -          |
| 011. Pulau Ende          | -              | -            | -                        | -          | -                              | -          |
| 012. Maukaro             | 8              | -            | -                        | -          | -                              | -          |
| 020. Ende                | -              | 565          | -                        | -          | -                              | 396        |
| 030. Ende Selatan        | -              | -            | -                        | -          | -                              | -          |
| 031. Ende Timur          | -              | -            | -                        | -          | -                              | -          |
| 032. Ende Tengah         | 7              | 20           | 5                        | 5          | 5                              | 16         |
| 033. Ende Utara          | 48             | 50           | 85                       | 100        | 5                              | -          |
| 040. Ndona               | 100            | 610          | 20                       | -          | 12                             | 56         |
| 041. Ndona Timur         | -              | -            | -                        | -          | -                              | -          |
| 050. Wolowaru            | -              | 15           | -                        | 9          | -                              | 10         |
| 051. Wolojita            | -              | 25           | -                        | 2          | -                              | 6          |
| 052. Lio Timur           | -              | -            | -                        | -          | -                              | -          |
| 053. Kelimutu            | 9 600          | 200          | -                        | -          | -                              | -          |
| 054. Ndori               | -              | -            | -                        | -          | -                              | -          |
| 060. Maurole             | -              | -            | -                        | -          | -                              | -          |
| 061. Kotabaru            | -              | -            | -                        | -          | -                              | -          |
| 062. Detukeli            | -              | 200          | -                        | -          | -                              | -          |
| 063. Lepembusu Kelisoke  | 7 368          | 60           | 40                       | 88         | 1 020                          | 71         |
| 070. Detusoko            | -              | 2 400        | -                        | -          | -                              | 340        |
| 071. Wewaria             | 18             | 75           | -                        | 130        | -                              | 80         |
| <b>Kabupaten Ende</b>    | <b>17 149</b>  | <b>4 280</b> | <b>150</b>               | <b>334</b> | <b>1 042</b>                   | <b>975</b> |

Lanjutan Tabel/Continued Table 5.1.6

| Kecamatan<br>Subdistrict | Kunyit<br>Turmeric |              | Temulawak<br>Java Turmeric |           | Mahkota Dewa<br>Phaleria Macrocarpa |              |
|--------------------------|--------------------|--------------|----------------------------|-----------|-------------------------------------|--------------|
|                          | 2021               | 2022         | 2021                       | 2022      | 2021                                | 2022         |
| (1)                      | (8)                | (9)          | (10)                       | (11)      | (12)                                | (13)         |
| 010. Nangapanda          | -                  | 50           | -                          | -         | -                                   | -            |
| 011. Pulau Ende          | -                  | -            | -                          | -         | -                                   | -            |
| 012. Maukaro             | 10                 | -            | -                          | -         | -                                   | -            |
| 020. Ende                | -                  | 3 450        | -                          | 28        | -                                   | -            |
| 030. Ende Selatan        | -                  | 72           | -                          | -         | -                                   | -            |
| 031. Ende Timur          | -                  | -            | -                          | -         | -                                   | -            |
| 032. Ende Tengah         | 5                  | 5            | 5                          | 5         | -                                   | -            |
| 033. Ende Utara          | 45                 | 45           | 15                         | -         | 3 480                               | 1 760        |
| 040. Ndona               | 86                 | 685          | -                          | -         | -                                   | -            |
| 041. Ndona Timur         | -                  | -            | -                          | -         | -                                   | -            |
| 050. Wolowaru            | -                  | 10           | -                          | -         | -                                   | -            |
| 051. Wolojita            | -                  | 5            | -                          | -         | -                                   | -            |
| 052. Lio Timur           | -                  | -            | -                          | -         | -                                   | -            |
| 053. Kelimutu            | -                  | -            | -                          | -         | -                                   | -            |
| 054. Ndori               | -                  | -            | -                          | -         | -                                   | -            |
| 060. Maurole             | -                  | -            | -                          | -         | -                                   | -            |
| 061. Kotabaru            | -                  | -            | -                          | -         | -                                   | -            |
| 062. Detukeli            | -                  | -            | -                          | -         | -                                   | -            |
| 063. Lepembusu Kelisoke  | 258                | 106          | -                          | -         | -                                   | -            |
| 070. Detusoko            | -                  | -            | -                          | -         | -                                   | -            |
| 071. Wewaria             | 20                 | 106          | -                          | 40        | -                                   | -            |
| <b>Kabupaten Ende</b>    | <b>424</b>         | <b>4 534</b> | <b>20</b>                  | <b>73</b> | <b>3 480</b>                        | <b>1 760</b> |

Catatan/Note: Angka sementara

Sumber/Source: BPS, Statistik Pertanian Hortikultura SPH-TBF/BPS-Statistics Indonesia, Agricultural Statistic for Horticulture SPH-TBF

**Tabel**  
**Table** 5.1.7**Luas Panen Tanaman Biofarmaka Menurut Jenis Tanaman di Kabupaten Ende, 2020–2022**  
**Harvested Area of Medicinal Plants by Kind of Plant in Ende Regency, 2020–2022**

| Jenis Tanaman<br>Kind of Plants                          | Satuan<br>Unit     | 2020   | 2021   | 2022   |
|--|--------------------|--------|--------|--------|
| (1)  | (2)                | (3)    | (4)    | (5)    |
| Dlingo/Dringo/ <i>Sweet Root/ Calamus</i>                | m <sup>2</sup>     | -      | -      | -      |
| Jahe/ <i>Ginger</i>                                      | m <sup>2</sup>     | 15 239 | 71 364 | 13 760 |
| Kapulaga/ <i>Java Cardamon</i>                           | m <sup>2</sup>     | 5      | -      | 2 001  |
| Keji Beling/Kecibeling/<br><i>Strobilanthes crispera</i> | m <sup>2</sup>     | 5      | -      | -      |
| Kencur/ <i>East Indian Galangal</i>                      | m <sup>2</sup>     | 2 120  | 3 039  | 2 471  |
| Kunyit/ <i>Turmeric</i>                                  | m <sup>2</sup>     | 4 626  | 956    | 9 738  |
| Laos/Lengkuas/ <i>Galanga</i>                            | m <sup>2</sup>     | 2 113  | 358    | 359    |
| Lempuyang/ <i>Zingiber Aromaticum</i>                    | m <sup>2</sup>     | 2      | 3      | -      |
| Lidah Buaya/ <i>Oliviera</i>                             | m <sup>2</sup>     | 12     | -      | -      |
| Mahkota Dewa/ <i>God's Crown</i>                         | pohon/ <i>tree</i> | 100    | 290    | 100    |
| Mengkudu/Pace/ <i>Indian Mulberry</i>                    | pohon/ <i>tree</i> | 200    | 310    | 150    |
| Sambiloto/ <i>King of Bitter</i>                         | m <sup>2</sup>     | 14     | 12     | 1      |
| Temuireng/ <i>Black Turmeric</i>                         | m <sup>2</sup>     | 2      | 3      | -      |
| Temukunci/ <i>Chinese Keys</i>                           | m <sup>2</sup>     | 2      | 2      | -      |
| Temulawak/ <i>Java Turmeric</i>                          | m <sup>2</sup>     | 20     | 17     | 57     |
| Jeruk Nipis/ <i>Lime</i>                                 | pohon/ <i>tree</i> | -      | -      | 10 032 |
| Serai/ <i>Lemongrass</i>                                 | m <sup>2</sup>     | -      | -      | 6 142  |

Catatan/Note: Angka sementara

Sumber/Source: BPS, Statistik Pertanian Hortikultura SPH-TBF/BPS-Statistics Indonesia, *Agricultural Statistic for Horticulture SPH-TBF*

**Tabel 5.1.8** **Produksi Tanaman Biofarmaka Menurut Jenis Tanaman di Kabupaten Ende (kg), 2019–2022**  
**Production of Medicinal Plants by Kind of Plant in Ende Regency (kg), 2019–2022**

| Jenis Tanaman<br>Kind of Plants                 | 2019   | 2020  | 2021   | 2022   |
|---|--------|-------|--------|--------|
| (1)   | (2)    | (3)   | (4)    | (5)    |
| Dlingo/Dringo/ Sweet Root/<br>Calamus           | -      | -     | -      | -      |
| Jahe/ Ginger                                    | 41 706 | 3 736 | 17 149 | 4 280  |
| Kapulaga/ Java Cardamon                         | 8      | 1     | -      | 342    |
| Keji Beling/Kecibeling/<br>Strobilanthes crista | -      | 2     | ...    | ...    |
| Kencur/ East Indian Galangal                    | 56 744 | 776   | 1 042  | 975    |
| Kunyit/ Turmeric                                | 44 786 | 2 066 | 424    | 4 534  |
| Laos/Lengkuas/ Galanga                          | 6 339  | 807   | 150    | 334    |
| Lempuyang/ Zingiber Aromaticum                  | -      | 2     | 7      | -      |
| Lidah Buaya/ Oliviera                           | 20     | 10    | -      | -      |
| Mahkota Dewa/ God's Crown                       | 7 740  | 1 200 | 3 480  | 1 760  |
| Mengkudu/Pace/ Indian Mulberry                  | 120    | 40    | 63     | 60     |
| Sambiloto/ King of Bitter                       | 67     | 27    | 13     | 2      |
| Temuireng/ Black Turmeric                       | -      | 5     | 5      | -      |
| Temukunci/ Chinese Keys                         | -      | 5     | 2      | -      |
| Temulawak/ Java Turmeric                        | 10 866 | 41    | 20     | 73     |
| Jeruk Nipis/ Lime                               | -      | -     | -      | 50 420 |
| Serai/ Lemongrass                               | -      | -     | -      | 18 916 |

Catatan/Note: Angka sementara

Sumber/Source: BPS, Statistik Pertanian Hortikultura SPH-TBF/BPS-Statistics Indonesia, Agricultural Statistic for Horticulture SPH-TBF

**Tabel**  
**Table** 5.1.9**Luas Panen Tanaman Hias Menurut Kecamatan dan Jenis Tanaman di Kabupaten Ende (m<sup>2</sup>), 2021 and 2022**  
**Harvested Area of Ornamental Plants by Subdistrict and Kind of Plant in Ende Regency (m<sup>2</sup>), 2021 and 2022**

| Kecamatan<br>Subdistrict | Anggrek/ <i>Orchid</i> |      | Anggrek Potong/ <i>Orchid</i> |      |
|--------------------------|------------------------|------|-------------------------------|------|
|                          | 2021                   | 2022 | 2021                          | 2022 |
| (1)                      | (2)                    | (3)  | (4)                           | (5)  |
| 010. Nangapanda          | -                      | -    | -                             | -    |
| 011. Pulau Ende          | -                      | -    | -                             | -    |
| 012. Maukaro             | -                      | -    | -                             | -    |
| 020. Ende                | -                      | -    | -                             | -    |
| 030. Ende Selatan        | -                      | -    | -                             | -    |
| 031. Ende Timur          | -                      | -    | -                             | -    |
| 032. Ende Tengah         | -                      | -    | -                             | -    |
| 033. Ende Utara          | -                      | -    | -                             | -    |
| 040. Ndona               | -                      | -    | -                             | -    |
| 041. Ndona Timur         | -                      | -    | -                             | -    |
| 050. Wolowaru            | -                      | -    | -                             | -    |
| 051. Wolojita            | -                      | -    | -                             | -    |
| 052. Lio Timur           | -                      | -    | -                             | -    |
| 053. Kelimutu            | -                      | -    | -                             | -    |
| 054. Ndori               | -                      | -    | -                             | -    |
| 060. Maurole             | -                      | -    | -                             | -    |
| 061. Kotabaru            | -                      | -    | -                             | -    |
| 062. Detukeli            | -                      | -    | -                             | -    |
| 063. Lepembusu Kelisoke  | -                      | -    | -                             | -    |
| 070. Detusoko            | -                      | -    | -                             | -    |
| 071. Wewaria             | -                      | -    | -                             | -    |
| <b>Kabupaten Ende</b>    | -                      | -    | -                             | -    |

Lanjutan Tabel/Continued Table 5.1.9

| Kecamatan<br>Subdistrict | Krisan/<br>Chrysantemum |      | Mawar/Rose |      | Sedap Malam/<br>Tuberose |      |
|--------------------------|-------------------------|------|------------|------|--------------------------|------|
|                          | 2021                    | 2022 | 2021       | 2022 | 2021                     | 2022 |
| (1)                      | (8)                     | (9)  | (10)       | (11) | (12)                     | (13) |
| 010. Nangapanda          | -                       | -    | -          | -    | -                        | -    |
| 011. Pulau Ende          | -                       | -    | -          | -    | -                        | -    |
| 012. Maukaro             | -                       | -    | -          | -    | -                        | -    |
| 020. Ende                | -                       | -    | -          | -    | -                        | -    |
| 030. Ende Selatan        | -                       | -    | -          | -    | -                        | -    |
| 031. Ende Timur          | -                       | -    | -          | -    | -                        | -    |
| 032. Ende Tengah         | -                       | -    | -          | -    | -                        | -    |
| 033. Ende Utara          | -                       | -    | -          | -    | -                        | -    |
| 040. Ndona               | -                       | -    | -          | -    | -                        | -    |
| 041. Ndona Timur         | -                       | -    | -          | -    | -                        | -    |
| 050. Wolowaru            | -                       | -    | -          | -    | -                        | -    |
| 051. Wolojita            | -                       | -    | -          | -    | -                        | -    |
| 052. Lio Timur           | -                       | -    | -          | -    | -                        | -    |
| 053. Kelimutu            | -                       | -    | -          | -    | -                        | -    |
| 054. Ndori               | -                       | -    | -          | -    | -                        | -    |
| 060. Maurole             | -                       | -    | -          | -    | -                        | -    |
| 061. Kotabaru            | -                       | -    | -          | -    | -                        | -    |
| 062. Detukeli            | -                       | -    | -          | -    | -                        | -    |
| 063. Lepembusu Kelisoke  | -                       | -    | -          | -    | -                        | -    |
| 070. Detusoko            | -                       | -    | -          | -    | -                        | -    |
| 071. Wewaria             | -                       | -    | -          | -    | -                        | -    |
| <b>Kabupaten Ende</b>    | -                       | -    | -          | -    | -                        | -    |

Catatan/Note: ...

Sumber/Source: BPS, Statistik Pertanian Hortikultura SPH-TH/BPS-Statistics Indonesia, Agricultural Statistik for Horticulture SPH-TH

**Tabel**  
**Table** 5.1.10

**Produksi Tanaman Hias Menurut Kecamatan dan Jenis Tanaman di Kabupaten Ende (tangkai), 2021 and 2022**  
*Production of Ornamental Plants by Subdistrict and Kind of Plant in Ende Regency (stalks), 2021 and 2022*

| Kecamatan<br>Subdistrict | Angrek/ <i>Orchid</i> |      | Angrek Potong/ <i>Orchid</i> |      |
|--------------------------|-----------------------|------|------------------------------|------|
|                          | 2021                  | 2022 | 2021                         | 2022 |
| (1)                      | (2)                   | (3)  | (4)                          | (5)  |
| 010. Nangapanda          | -                     | -    | -                            | -    |
| 011. Pulau Ende          | -                     | -    | -                            | -    |
| 012. Maukaro             | -                     | -    | -                            | -    |
| 020. Ende                | -                     | -    | -                            | -    |
| 030. Ende Selatan        | -                     | -    | -                            | -    |
| 031. Ende Timur          | -                     | -    | -                            | -    |
| 032. Ende Tengah         | -                     | -    | -                            | -    |
| 033. Ende Utara          | -                     | -    | -                            | -    |
| 040. Ndona               | -                     | -    | -                            | -    |
| 041. Ndona Timur         | -                     | -    | -                            | -    |
| 050. Wolowaru            | -                     | -    | -                            | -    |
| 051. Wolojita            | -                     | -    | -                            | -    |
| 052. Lio Timur           | -                     | -    | -                            | -    |
| 053. Kelimutu            | -                     | -    | -                            | -    |
| 054. Ndori               | -                     | -    | -                            | -    |
| 060. Maurole             | -                     | -    | -                            | -    |
| 061. Kotabaru            | -                     | -    | -                            | -    |
| 062. Detukeli            | -                     | -    | -                            | -    |
| 063. Lepembusu Kelisoke  | -                     | -    | -                            | -    |
| 070. Detusoko            | -                     | -    | -                            | -    |
| 071. Wewaria             | -                     | -    | -                            | -    |
| <b>Kabupaten Ende</b>    | -                     | -    | -                            | -    |

Lanjutan Tabel/Continued Table 5.1.10

| Kecamatan<br>Subdistrict | Krisan/<br>Chrysantemum |      | Mawar/Rose |      | Sedap Malam/<br>Tuberose |      |
|--------------------------|-------------------------|------|------------|------|--------------------------|------|
|                          | 2021                    | 2022 | 2021       | 2022 | 2021                     | 2022 |
| (1)                      | (8)                     | (9)  | (10)       | (11) | (12)                     | (13) |
| 010. Nangapanda          | -                       | -    | -          | -    | -                        | -    |
| 011. Pulau Ende          | -                       | -    | -          | -    | -                        | -    |
| 012. Maukaro             | -                       | -    | -          | -    | -                        | -    |
| 020. Ende                | -                       | -    | -          | -    | -                        | -    |
| 030. Ende Selatan        | -                       | -    | -          | -    | -                        | -    |
| 031. Ende Timur          | -                       | -    | -          | -    | -                        | -    |
| 032. Ende Tengah         | -                       | -    | -          | -    | -                        | -    |
| 033. Ende Utara          | -                       | -    | -          | -    | -                        | -    |
| 040. Ndona               | -                       | -    | -          | -    | -                        | -    |
| 041. Ndona Timur         | -                       | -    | -          | -    | -                        | -    |
| 050. Wolowaru            | -                       | -    | -          | -    | -                        | -    |
| 051. Wolojita            | -                       | -    | -          | -    | -                        | -    |
| 052. Lio Timur           | -                       | -    | -          | -    | -                        | -    |
| 053. Kelimutu            | -                       | -    | -          | -    | -                        | -    |
| 054. Ndori               | -                       | -    | -          | -    | -                        | -    |
| 060. Maurole             | -                       | -    | -          | -    | -                        | -    |
| 061. Kotabaru            | -                       | -    | -          | -    | -                        | -    |
| 062. Detukeli            | -                       | -    | -          | -    | -                        | -    |
| 063. Lepembusu Kelisoke  | -                       | -    | -          | -    | -                        | -    |
| 070. Detusoko            | -                       | -    | -          | -    | -                        | -    |
| 071. Wewaria             | -                       | -    | -          | -    | -                        | -    |
| <b>Kabupaten Ende</b>    | -                       | -    | -          | -    | -                        | -    |

Catatan/Note: ...

Sumber/Source: BPS, Statistik Pertanian Hortikultura SPH-TH/BPS-Statistics Indonesia, Agricultural Statistik for Horticulture SPH-TH



**Tabel**  
**Table** 5.1.11

**Luas Panen Tanaman Hias Menurut Jenis Tanaman di  
Kabupaten Ende (m<sup>2</sup>), 2019–2022**  
**Harvested Area of Ornamental Plants by Kind of Plant in  
Ende Regency (m<sup>2</sup>), 2019–2022**

| Jenis Tanaman<br>Kind of Plants                    | 2019 | 2020 | 2021 | 2022 |
|--|------|------|------|------|
| (1)  | (2)  | (3)  | (4)  | (5)  |
| Adenium (Kamboja Jepang)/<br><i>Adenium obesum</i> | -    | -    | -    | -    |
| Aglaonema/ <i>Chinese evergreens</i>               | -    | -    | -    | -    |
| Anggrek/ <i>Orchid</i>                             | -    | -    | -    | -    |
| Anthurium Bunga/ <i>Flamingo Lily<br/>Flower</i>   | -    | -    | -    | -    |
| Anthurium Daun/ <i>Laceleaf</i>                    | -    | -    | -    | -    |
| Anyelir/ <i>Carnation</i>                          | -    | -    | -    | -    |
| Caladium/ <i>Heart of Jesus</i>                    | -    | -    | -    | -    |
| Cordyline/ <i>Cordyline</i>                        | -    | -    | -    | -    |
| Diffenbachia/ <i>Dumb canes</i>                    | -    | -    | -    | -    |
| Dracaena/ <i>Dracaena</i>                          | -    | -    | -    | -    |
| Euphorbia/ <i>Spurges</i>                          | -    | -    | -    | -    |
| Gladiol/ <i>Gladiol</i>                            | -    | -    | -    | -    |
| Herbras/ <i>Gerbera</i>                            | -    | -    | -    | -    |
| Krisan/ <i>Chrysantemum</i>                        | -    | -    | -    | -    |
| Mawar/ <i>Rose</i>                                 | -    | -    | -    | -    |
| Melati/ <i>Jasmine</i>                             | -    | -    | -    | -    |
| Monstera/ <i>Swiss cheese plant</i>                | -    | -    | -    | -    |
| Pakis/ <i>Fern</i>                                 | -    | -    | -    | -    |
| Palem/ <i>Palm</i>                                 | -    | -    | -    | -    |
| Pedang-pedangan/ <i>Sansevieria</i>                | -    | -    | -    | -    |
| Pisang–pisangan/ <i>Heliconia</i>                  | -    | -    | -    | -    |
| Philodendron/ <i>Philodendron</i>                  | -    | -    | -    | -    |
| Sedap Malam/ <i>Tuberose</i>                       | -    | -    | -    | -    |
| Soka/ <i>Ixora</i>                                 | -    | -    | -    | -    |

Catatan/Note: ...

Sumber/Source: BPS, Statistik Pertanian Hortikultura SPH-TH/BPS-Statistics Indonesia, *Agricultural Statistik for Horticulture SPH-TH*

**Tabel**  
**Table** 5.1.12

**Produksi Tanaman Hias Menurut Jenis Tanaman di  
Kabupaten Ende (tangkai), 2019–2022**  
**Production of Ornamental Plants by Kind of Plant n Ende  
Regency (stalks), 2019–2022**

| Jenis Tanaman<br>Kind of Plants                    | 2019 | 2020 | 2021 | 2022 |
|--|------|------|------|------|
| (1)  | (2)  | (3)  | (4)  | (5)  |
| Adenium (Kamboja Jepang)/<br><i>Adenium obesum</i> | -    | -    | -    | -    |
| Aglaonema/ <i>Chinese evergreens</i>               | -    | -    | -    | -    |
| Anggrek/ <i>Orchid</i>                             | -    | -    | -    | -    |
| Anthurium Bunga/ <i>Flamingo Lily<br/>Flower</i>   | -    | -    | -    | -    |
| Anthurium Daun/ <i>Laceleaf</i>                    | -    | -    | -    | -    |
| Anyelir/ <i>Carnation</i>                          | -    | -    | -    | -    |
| Caladium/ <i>Heart of Jesus</i>                    | -    | -    | -    | -    |
| Cordyline/ <i>Cordyline</i>                        | -    | -    | -    | -    |
| Diffenbachia/ <i>Dumb canes</i>                    | -    | -    | -    | -    |
| Dracaena/ <i>Dracaena</i>                          | -    | -    | -    | -    |
| Euphorbia/ <i>Spurges</i>                          | -    | -    | -    | -    |
| Gladiol/ <i>Gladiol</i>                            | -    | -    | -    | -    |
| Herbras/ <i>Gerbera</i>                            | -    | -    | -    | -    |
| Krisan/ <i>Chrysantemum</i>                        | -    | -    | -    | -    |
| Mawar/ <i>Rose</i>                                 | -    | -    | -    | -    |
| Melati/ <i>Jasmine</i>                             | -    | -    | -    | -    |
| Monstera/ <i>Swiss cheese plant</i>                | -    | -    | -    | -    |
| Pakis/ <i>Fern</i>                                 | -    | -    | -    | -    |
| Palem/ <i>Palm</i>                                 | -    | -    | -    | -    |
| Pedang-pedangan/ <i>Sansevieria</i>                | -    | -    | -    | -    |
| Pisang–pisangan/ <i>Heliconia</i>                  | -    | -    | -    | -    |
| Philodendron/ <i>Philodendron</i>                  | -    | -    | -    | -    |
| Sedap Malam/ <i>Tuberose</i>                       | -    | -    | -    | -    |
| Soka/ <i>Ixora</i>                                 | -    | -    | -    | -    |

Catatan/Note: ...

Sumber/Source: BPS, Statistik Pertanian Hortikultura SPH-TH/BPS-Statistics Indonesia, Agricultural Statistik for Horticulture SPH-TH

**Tabel**  
**Table** 5.1.13**Produksi Buah-buahan Menurut Kecamatan dan Jenis  
Tanaman di Kabupaten Ende (kuintal), 2021 and 2022**  
**Production of Fruits by Subdistrict and Kind of Plant in Ende  
Regency (kuintal), 2021 and 2022**

| Kecamatan<br>Subdistrict | Mangga/Mango |              | Durian/Durian |              |
|--------------------------|--------------|--------------|---------------|--------------|
|                          | 2021         | 2022         | 2021          | 2022         |
| (1)                      | (2)          | (3)          | (4)           | (5)          |
| 010. Nangapanda          | 400          | 400          | 200           | 200          |
| 011. Pulau Ende          | -            | -            | -             | -            |
| 012. Maukaro             | 200          | 200          | -             | -            |
| 020. Ende                | 500          | 370          | 1 152         | 1 188        |
| 030. Ende Selatan        | 400          | 310          | -             | -            |
| 031. Ende Timur          | 500          | 370          | -             | -            |
| 032. Ende Tengah         | 400          | 208          | -             | -            |
| 033. Ende Utara          | 195          | 515          | -             | -            |
| 040. Ndona               | 500          | 370          | 200           | 170          |
| 041. Ndona Timur         | 360          | 300          | 200           | 140          |
| 050. Wolowaru            | 400          | 370          | 437           | 440          |
| 051. Wolojita            | 400          | 370          | 200           | 170          |
| 052. Lio Timur           | 360          | 330          | 40            | 34           |
| 053. Kelimutu            | 800          | 650          | 160           | 130          |
| 054. Ndori               | 800          | 550          | -             | -            |
| 060. Maurole             | 320          | 290          | -             | -            |
| 061. Kotabaru            | 400          | 370          | -             | -            |
| 062. Detukeli            | 200          | 190          | 200           | 190          |
| 063. Lepembusu Kelisoke  | -            | -            | -             | -            |
| 070. Detusoko            | 400          | 370          | 720           | 840          |
| 071. Wewaria             | 400          | 370          | -             | -            |
| <b>Kabupaten Ende</b>    | <b>7 935</b> | <b>6 903</b> | <b>3 509</b>  | <b>3 502</b> |

Lanjutan Tabel/*Continued Table* 5.1.13

| Kecamatan<br>Subdistrict | Jeruk Siam/Orange/Tangerine |              | Pisang/Banana |               |
|--------------------------|-----------------------------|--------------|---------------|---------------|
|                          | 2021                        | 2022         | 2021          | 2022          |
| (1)                      | (6)                         | (7)          | (8)           | (9)           |
| 010. Nangapanda          | 200                         | 200          | 400           | 370           |
| 011. Pulau Ende          | -                           | -            | -             | -             |
| 012. Maukaro             | -                           | -            | 400           | 370           |
| 020. Ende                | 360                         | 330          | 1 048         | 988           |
| 030. Ende Selatan        | -                           | -            | 650           | -             |
| 031. Ende Timur          | -                           | -            | 420           | 400           |
| 032. Ende Tengah         | -                           | -            | 180           | -             |
| 033. Ende Utara          | 370                         | 650          | 400           | 2 830         |
| 040. Ndona               | 280                         | 280          | 615           | 630           |
| 041. Ndona Timur         | -                           | -            | 950           | 530           |
| 050. Wolowaru            | 240                         | -            | 712           | 640           |
| 051. Wolojita            | 200                         | 170          | 950           | 370           |
| 052. Lio Timur           | 200                         | 170          | 400           | 370           |
| 053. Kelimutu            | 400                         | 370          | 400           | 370           |
| 054. Ndori               | -                           | -            | 400           | 350           |
| 060. Maurole             | 200                         | 170          | 400           | 445           |
| 061. Kotabaru            | -                           | -            | 400           | 370           |
| 062. Detukeli            | 200                         | 190          | 350           | 280           |
| 063. Lepembusu Kelisoke  | 200                         | -            | 400           | 400           |
| 070. Detusoko            | -                           | -            | 400           | 450           |
| 071. Wewaria             | -                           | -            | 2 452         | 1 510         |
| <b>Kabupaten Ende</b>    | <b>2 850</b>                | <b>2 530</b> | <b>12 327</b> | <b>11 673</b> |

Lanjutan Tabel/*Continued Table* 5.1.13

| Kecamatan<br>Subdistrict | Pepaya/Papaya |              | Salak/Snakefruit |              |
|--------------------------|---------------|--------------|------------------|--------------|
|                          | 2021          | 2022         | 2021             | 2022         |
| (1)                      | (10)          | (11)         | (12)             | (13)         |
| 010. Nangapanda          | 360           | 360          | -                | -            |
| 011. Pulau Ende          | -             | -            | -                | -            |
| 012. Maukaro             | 400           | 370          | -                | -            |
| 020. Ende                | 781           | 490          | 360              | 330          |
| 030. Ende Selatan        | -             | -            | -                | -            |
| 031. Ende Timur          | 400           | 370          | 63               | 210          |
| 032. Ende Tengah         | 360           | 330          | -                | -            |
| 033. Ende Utara          | 370           | 3 495        | 270              | -            |
| 040. Ndona               | 360           | 170          | 320              | 450          |
| 041. Ndona Timur         | 400           | 370          | 200              | 170          |
| 050. Wolowaru            | 330           | 210          | -                | -            |
| 051. Wolojita            | 450           | 130          | -                | -            |
| 052. Lio Timur           | 400           | 370          | 360              | 330          |
| 053. Kelimutu            | 400           | 370          | 200              | 170          |
| 054. Ndori               | 400           | 370          | -                | -            |
| 060. Maurole             | 400           | 280          | 60               | 45           |
| 061. Kotabaru            | 400           | 370          | -                | -            |
| 062. Detukeli            | -             | -            | -                | -            |
| 063. Lepembusu Kelisoke  | 400           | 430          | -                | -            |
| 070. Detusoko            | 400           | 370          | 200              | 170          |
| 071. Wewaria             | 400           | 500          | -                | -            |
| <b>Kabupaten Ende</b>    | <b>7 411</b>  | <b>9 355</b> | <b>2 033</b>     | <b>1 875</b> |

Lanjutan Tabel/*Continued Table* 5.1.13

| Kecamatan<br>Subdistrict | Rambutan/ <i>Rambutan</i> |              | Alpukat/ <i>Avocado</i> |              |
|--------------------------|---------------------------|--------------|-------------------------|--------------|
|                          | 2021                      | 2022         | 2021                    | 2022         |
| (1)                      | (10)                      | (11)         | (12)                    | (13)         |
| 010. Nangapanda          | 200                       | 200          | 134                     | 120          |
| 011. Pulau Ende          | -                         | -            | -                       | -            |
| 012. Maukaro             | 120                       | 90           | -                       | -            |
| 020. Ende                | 448                       | 472          | 320                     | 290          |
| 030. Ende Selatan        | -                         | -            | -                       | -            |
| 031. Ende Timur          | 400                       | 370          | -                       | -            |
| 032. Ende Tengah         | -                         | -            | -                       | -            |
| 033. Ende Utara          | 200                       | 130          | 100                     | 530          |
| 040. Ndona               | -                         | -            | 360                     | 330          |
| 041. Ndona Timur         | 92                        | 46           | 160                     | 130          |
| 050. Wolowaru            | -                         | -            | 200                     | 170          |
| 051. Wolojita            | 200                       | 170          | -                       | -            |
| 052. Lio Timur           | 200                       | 170          | -                       | -            |
| 053. Kelimutu            | 960                       | 952          | 60                      | 45           |
| 054. Ndori               | 200                       | 170          | -                       | -            |
| 060. Maurole             | 120                       | 90           | 120                     | 120          |
| 061. Kotabaru            | -                         | -            | -                       | -            |
| 062. Detukeli            | 200                       | 190          | 310                     | 270          |
| 063. Lepembusu Kelisoke  | 160                       | 100          | -                       | -            |
| 070. Detusoko            | 606                       | 652          | 196                     | 29           |
| 071. Wewaria             | 90                        | 90           | -                       | 20           |
| <b>Kabupaten Ende</b>    | <b>4 196</b>              | <b>3 892</b> | <b>1 960</b>            | <b>2 054</b> |

Catatan/*Note*: Angka sementara

Sumber/*Source*: BPS, Statistik Pertanian Hortikultura SPH-BST/*BPS-Statistics Indonesia, Agricultural Statistic for Horticulture SPH-BST*

**Tabel**  
**Table** 5.1.14**Produksi Buah-Buahan dan Sayuran Tahunan Menurut Jenis Tanaman di Kabupaten Ende (kuintal), 2019–2022**  
**Production of Annual Fruits and Vegetables by Kind of Plant in Ende Regency (quintal), 2019–2022**

| Jenis Tanaman<br>Kind of Plants     | 2019   | 2020   | 2021   | 2022   |
|-------------------------------------|--------|--------|--------|--------|
| (1)                                 | (2)    | (3)    | (4)    | (5)    |
| <b>Buah–Buahan/Fruits:</b>          |        |        |        |        |
| Alpukat/ Avocado                    | 2 919  | 2 263  | 1 960  | 2 054  |
| Anggur/ Grape                       | -      | -      | -      | -      |
| Apel/ Apple                         | -      | -      | -      | -      |
| Belimbing/ Star Fruit               | 398    | 417    | 400    | 495    |
| Duku/Langsar/Kokosan/ Duku          | -      | -      | -      | -      |
| Durian/ Durian                      | 4 075  | 3 980  | 3 509  | 3 502  |
| Jambu Air/ Rose Apple               | 240    | 595    | 380    | 453    |
| Jambu Biji/ Guava                   | 954    | 995    | 440    | 430    |
| Jeruk Besar/ Pomelo                 | 1 074  | 1 258  | 970    | 790    |
| Jeruk Siam/Keprok/ Tangerine/Orange | 2 520  | 3 430  | 2 850  | 2 530  |
| Mangga/ Mango                       | 18 683 | 17 239 | 7 935  | 6 903  |
| Manggis/ Mangosteen                 | -      | -      | -      | -      |
| Nangka/Cempedak/ Jack Fruit         | 2 388  | 2 996  | 2 610  | 1 990  |
| Nenas/ Pineapple                    | 2 631  | 4 274  | 3 094  | 2 180  |
| Pepaya/ Papaya                      | 6 592  | 9 194  | 7 411  | 9 355  |
| Pisang/ Banana                      | 12 304 | 16 145 | 12 327 | 11 673 |
| Rambutan/ Rambutan                  | 3 755  | 4 534  | 4 196  | 3 892  |
| Salak/ Salacca                      | 1 291  | 2 144  | 2 033  | 1 875  |
| Sawo/Sapodilla/ Star Apple          | 800    | 1 460  | 930    | 500    |
| Sirsak/ Soursop                     | 558    | 1 458  | 1 450  | 1 190  |
| Sukun/ Bread Fruit                  | 845    | 1 230  | 1 070  | 790    |
| <b>Sayuran/Vegetables:</b>          |        |        |        |        |
| Jengkol/ Jengkol                    | -      | -      | -      | -      |
| Melindo/ Melindo                    | 400    | 520    | 320    | 170    |
| Petai/ Twisted Cluster Bean         | 1 222  | 1 260  | 1 264  | 953    |

Catatan/Note: Angka sementara

Sumber/Source: BPS, Statistik Pertanian Hortikultura SPH-BST/BPS-Statistics Indonesia, Agricultural Statistic for Horticulture SPH-BST

**5.2 PERKEBUNAN  
ESTATE CROPS**

**Tabel 5.2.1 Luas Areal Tanaman Perkebunan Menurut Kecamatan dan Jenis Tanaman di Kabupaten Ende (ha), 2021 dan 2022**  
**Table 5.2.1 Planted Area of Estate Crops by Subdistrict and Type of Crops in Ende Regency (ha), 2021 and 2022**

| Kecamatan<br>Subdistrict | Kelapa Sawit/Oil Palm |      | Kelapa/Coconut   |                  |
|--------------------------|-----------------------|------|------------------|------------------|
|                          | 2021                  | 2022 | 2021             | 2022             |
| (1)                      | (2)                   | (3)  | (4)              | (5)              |
| 010. Nangapanda          | -                     | -    | 2 378,60         | 2 380,90         |
| 011. Pulau Ende          | -                     | -    | 283,00           | 285,00           |
| 012. Maukaro             | -                     | -    | 498,00           | 500              |
| 020. Ende                | -                     | -    | 381,10           | 382,21           |
| 030. Ende Selatan        | -                     | -    | 10,02            | 21,61            |
| 031. Ende Timur          | -                     | -    | 50,20            | 50,23            |
| 032. Ende Tengah         | -                     | -    | 10,02            | 10,02            |
| 033. Ende Utara          | -                     | -    | 226,00           | 226,00           |
| 040. Ndona               | -                     | -    | 968,32           | 970,3            |
| 041. Ndona Timur         | -                     | -    | 46,70            | 48,70            |
| 050. Wolowaru            | -                     | -    | 1 253,07         | 1 255,07         |
| 051. Wolojita            | -                     | -    | 855,01           | 858,01           |
| 052. Lio Timur           | -                     | -    | 659,40           | 660,20           |
| 053. Kelimutu            | -                     | -    | -                | -                |
| 054. Ndori               | -                     | -    | 418,00           | 420,00           |
| 060. Maurole             | -                     | -    | 1 152,80         | 1 154,10         |
| 061. Kotabaru            | -                     | -    | 860,01           | 862,01           |
| 062. Detukeli            | -                     | -    | 89,20            | 90,50            |
| 063. Lepembusu Kelisoke  | -                     | -    | 39,00            | 41               |
| 070. Detusoko            | -                     | -    | 487,81           | 489,81           |
| 071. Wewaria             | -                     | -    | 1 536,04         | 1 537,54         |
| <b>Kabupaten Ende</b>    | -                     | -    | <b>12 202,30</b> | <b>12 243,24</b> |



Lanjutan Tabel/Continued Table 5.2.1

| Kecamatan<br>Subdistrict | Karet/Rubber |      | Kopi/Coffee     |                 |
|--------------------------|--------------|------|-----------------|-----------------|
|                          | 2021         | 2022 | 2021            | 2022            |
| (1)                      | (6)          | (7)  | (8)             | (9)             |
| 010. Nangapanda          | -            | -    | 286,09          | 286,27          |
| 011. Pulau Ende          | -            | -    | -               | -               |
| 012. Maukaro             | -            | -    | 253,00          | 255,00          |
| 020. Ende                | -            | -    | 2 656,23        | 2 658,28        |
| 030. Ende Selatan        | -            | -    | -               | -               |
| 031. Ende Timur          | -            | -    | 128,20          | 128,20          |
| 032. Ende Tengah         | -            | -    | -               | -               |
| 033. Ende Utara          | -            | -    | 120,00          | 120,00          |
| 040. Ndona               | -            | -    | 94,00           | 100             |
| 041. Ndona Timur         | -            | -    | 403,31          | 405,51          |
| 050. Wolowaru            | -            | -    | 992,19          | 996,11          |
| 051. Wolojita            | -            | -    | 304,01          | 306,00          |
| 052. Lio Timur           | -            | -    | 169,12          | 173,00          |
| 053. Kelimutu            | -            | -    | 1 196,41        | 1 201,31        |
| 054. Ndori               | -            | -    | 54,04           | 56,00           |
| 060. Maurole             | -            | -    | 53              | 55              |
| 061. Kotabaru            | -            | -    | 131,1           | 135,00          |
| 062. Detukeli            | -            | -    | 812,82          | 814,02          |
| 063. Lepembusu Kelisoke  | -            | -    | 157,5           | 161             |
| 070. Detusoko            | -            | -    | 732,63          | 734,74          |
| 071. Wewaria             | -            | -    | 157,00          | 159,00          |
| <b>Kabupaten Ende</b>    | -            | -    | <b>8 700,65</b> | <b>8 744,44</b> |

Lanjutan Tabel/Continued Table 5.2.1

| Kecamatan<br>Subdistrict | Kakao/Cocoa     |                 | Tebu/Sugar cane |      |
|--------------------------|-----------------|-----------------|-----------------|------|
|                          | 2021            | 2022            | 2021            | 2022 |
| (1)                      | (10)            | (11)            | (12)            | (13) |
| 010. Nangapanda          | 1 638,04        | 1 640,05        | -               | -    |
| 011. Pulau Ende          | 95,00           | 97,00           | -               | -    |
| 012. Maukaro             | 352,01          | 354,01          | -               | -    |
| 020. Ende                | 961,19          | 961,31          | -               | -    |
| 030. Ende Selatan        | 28,18           | 31              | -               | -    |
| 031. Ende Timur          | 73,50           | 73,52           | -               | -    |
| 032. Ende Tengah         | 22,03           | 22,03           | -               | -    |
| 033. Ende Utara          | 128,26          | 128,26          | -               | -    |
| 040. Ndona               | 371,00          | 373,2           | -               | -    |
| 041. Ndona Timur         | 278,58          | 280,58          | -               | -    |
| 050. Wolowaru            | 849,20          | 852,00          | -               | -    |
| 051. Wolojita            | 190,21          | 192,01          | -               | -    |
| 052. Lio Timur           | 1 031,81        | 1 033,11        | -               | -    |
| 053. Kelimutu            | 45,07           | 47,02           | -               | -    |
| 054. Ndori               | 315,42          | 317,2           | -               | -    |
| 060. Maurole             | 402,30          | 504             | -               | -    |
| 061. Kotabaru            | 479,01          | 481,01          | -               | -    |
| 062. Detukeli            | 392,48          | 394,08          | -               | -    |
| 063. Lepembusu Kelisoke  | 427             | 429             | -               | -    |
| 070. Detusoko            | 573,3           | 575,4           | -               | -    |
| 071. Wewaria             | 1 104,13        | 1 108,13        | -               | -    |
| <b>Kabupaten Ende</b>    | <b>9 757,72</b> | <b>9 893,92</b> | -               | -    |

Lanjutan Tabel/*Continued Table* 5.2.1

| Kecamatan<br>Subdistrict | Teh/Tea |      | Tembakau/Tobacco |      |
|--------------------------|---------|------|------------------|------|
|                          | 2021    | 2022 | 2021             | 2022 |
| (1)                      | (14)    | (15) | (16)             | (17) |
| 010. Nangapanda          | -       | -    | -                | -    |
| 011. Pulau Ende          | -       | -    | -                | -    |
| 012. Maukaro             | -       | -    | -                | -    |
| 020. Ende                | -       | -    | -                | -    |
| 030. Ende Selatan        | -       | -    | -                | -    |
| 031. Ende Timur          | -       | -    | -                | -    |
| 032. Ende Tengah         | -       | -    | -                | -    |
| 033. Ende Utara          | -       | -    | -                | -    |
| 040. Ndona               | -       | -    | -                | -    |
| 041. Ndona Timur         | -       | -    | -                | -    |
| 050. Wolowaru            | -       | -    | -                | -    |
| 051. Wolojita            | -       | -    | -                | -    |
| 052. Lio Timur           | -       | -    | -                | -    |
| 053. Kelimutu            | -       | -    | -                | -    |
| 054. Ndori               | -       | -    | -                | -    |
| 060. Maurole             | -       | -    | -                | -    |
| 061. Kotabaru            | -       | -    | -                | -    |
| 062. Detukeli            | -       | -    | -                | -    |
| 063. Lepembusu Kelisoke  | -       | -    | -                | -    |
| 070. Detusoko            | -       | -    | -                | -    |
| 071. Wewaria             | -       | -    | -                | -    |
| <b>Kabupaten Ende</b>    | -       | -    | -                | -    |

Catatan/Note: ...

Sumber/Sources: Dinas Pertanian Kabupaten Ende/Agriculture and Plantation Department of Ende Regency

**Tabel**  
**Table** 5.2.2

**Produksi Perkebunan Menurut Kecamatan dan Jenis Tanaman di Kabupaten Ende (ton), 2021 dan 2022**  
**Production of Estates by Subdistrict and Type of Crops in Ende Regency (ton), 2021 and 2022**

| Kecamatan<br>Subdistrict | Kelapa Sawit/Oil Palm |      | Kelapa/Coconut |              |
|--------------------------|-----------------------|------|----------------|--------------|
|                          | 2021                  | 2022 | 2021           | 2022         |
| (1)                      | (2)                   | (3)  | (4)            | (5)          |
| 010. Nangapanda          | -                     | -    | 1 896          | 1 896        |
| 011. Pulau Ende          | -                     | -    | 215,09         | 215,09       |
| 012. Maukaro             | -                     | -    | 291,09         | 291,09       |
| 020. Ende                | -                     | -    | 192,80         | 194,80       |
| 030. Ende Selatan        | -                     | -    | 12             | 12           |
| 031. Ende Timur          | -                     | -    | 33,09          | 33,09        |
| 032. Ende Tengah         | -                     | -    | 7              | 7            |
| 033. Ende Utara          | -                     | -    | 143,01         | 143,02       |
| 040. Ndona               | -                     | -    | 893            | 893,03       |
| 041. Ndona Timur         | -                     | -    | 36             | 36,02        |
| 050. Wolowaru            | -                     | -    | 1 204,10       | 1 204,10     |
| 051. Wolojita            | -                     | -    | 721,4          | 721,5        |
| 052. Lio Timur           | -                     | -    | 530,08         | 530,09       |
| 053. Kelimutu            | -                     | -    | -              | -            |
| 054. Ndori               | -                     | -    | 208,40         | 208,41       |
| 060. Maurole             | -                     | -    | 865,10         | 866,00       |
| 061. Kotabaru            | -                     | -    | 709,35         | 709,36       |
| 062. Detukeli            | -                     | -    | 41             | 41           |
| 063. Lepembusu Kelisoke  | -                     | -    | 8,03           | 8,04         |
| 070. Detusoko            | -                     | -    | 316,10         | 317,00       |
| 071. Wewaria             | -                     | -    | 891,10         | 891,10       |
| <b>Kabupaten Ende</b>    | -                     | -    | <b>9 214</b>   | <b>9 218</b> |

Lanjutan Tabel/*Continued Table 5.2.2*

| Kecamatan<br>Subdistrict | Karet/Rubber |      | Kopi/Coffee     |                 |
|--------------------------|--------------|------|-----------------|-----------------|
|                          | 2021         | 2022 | 2021            | 2022            |
| (1)                      | (6)          | (7)  | (8)             | (9)             |
| 010. Nangapanda          | -            | -    | 94              | 94,03           |
| 011. Pulau Ende          | -            | -    | -               | -               |
| 012. Maukaro             | -            | -    | 56,30           | 56,31           |
| 020. Ende                | -            | -    | 958,00          | 958,20          |
| 030. Ende Selatan        | -            | -    | -               | -               |
| 031. Ende Timur          | -            | -    | 46              | 46              |
| 032. Ende Tengah         | -            | -    | -               | -               |
| 033. Ende Utara          | -            | -    | 31              | 31,01           |
| 040. Ndona               | -            | -    | 35              | 35,05           |
| 041. Ndona Timur         | -            | -    | 168             | 169,02          |
| 050. Wolowaru            | -            | -    | 336             | 336             |
| 051. Wolojita            | -            | -    | 83,7            | 83,71           |
| 052. Lio Timur           | -            | -    | 103             | 103             |
| 053. Kelimutu            | -            | -    | 385,56          | 385,58          |
| 054. Ndori               | -            | -    | 19,00           | 19,01           |
| 060. Maurole             | -            | -    | 26              | 26              |
| 061. Kotabaru            | -            | -    | 40,13           | 40,15           |
| 062. Detukeli            | -            | -    | 515,09          | 515,10          |
| 063. Lepembusu Kelisoke  | -            | -    | 46,10           | 46,10           |
| 070. Detusoko            | -            | -    | 387,00          | 387,06          |
| 071. Wewaria             | -            | -    | 73,30           | 73,31           |
| <b>Kabupaten Ende</b>    | -            | -    | <b>3 403,18</b> | <b>3 404,64</b> |

Lanjutan Tabel/*Continued Table 5.2.2*

| Kecamatan<br>Subdistrict | Kakao/Cocoa     |                 | Tebu/Sugar cane |      |
|--------------------------|-----------------|-----------------|-----------------|------|
|                          | 2021            | 2022            | 2021            | 2022 |
| (1)                      | (10)            | (11)            | (12)            | (13) |
| 010. Nangapanda          | 820,08          | 820,09          | -               | -    |
| 011. Pulau Ende          | 37,05           | 37,06           | -               | -    |
| 012. Maukaro             | 352,01          | 125,09          | -               | -    |
| 020. Ende                | 503,90          | 505,01          | -               | -    |
| 030. Ende Selatan        | 13              | 13              | -               | -    |
| 031. Ende Timur          | 35,07           | 35,07           | -               | -    |
| 032. Ende Tengah         | 6               | 6               | -               | -    |
| 033. Ende Utara          | 49              | 49,01           | -               | -    |
| 040. Ndona               | 201             | 201,03          | -               | -    |
| 041. Ndona Timur         | 105,08          | 105,09          | -               | -    |
| 050. Wolowaru            | 373,1           | 374             | -               | -    |
| 051. Wolojita            | 94,04           | 94,05           | -               | -    |
| 052. Lio Timur           | 491,08          | 491,09          | -               | -    |
| 053. Kelimutu            | 18,06           | 18,06           | -               | -    |
| 054. Ndori               | 169,5           | 169,6           | -               | -    |
| 060. Maurole             | 161             | 161,04          | -               | -    |
| 061. Kotabaru            | 251,09          | 251,10          | -               | -    |
| 062. Detukeli            | 159,07          | 159,08          | -               | -    |
| 063. Lepembusu Kelisoke  | 253,08          | 253,09          | -               | -    |
| 070. Detusoko            | 215,5           | 215,6           | -               | -    |
| 071. Wewaria             | 498,08          | 498,09          | -               | -    |
| <b>Kabupaten Ende</b>    | <b>4 805,79</b> | <b>4 581,25</b> | -               | -    |

Lanjutan Tabel/*Continued Table* 5.2.2

| Kecamatan<br>Subdistrict | Teh/Tea |      | Tembakau/Tobacco |      |
|--------------------------|---------|------|------------------|------|
|                          | 2021    | 2022 | 2021             | 2022 |
| (1)                      | (14)    | (15) | (16)             | (17) |
| 010. Nangapanda          | -       | -    | -                | -    |
| 011. Pulau Ende          | -       | -    | -                | -    |
| 012. Maukaro             | -       | -    | -                | -    |
| 020. Ende                | -       | -    | -                | -    |
| 030. Ende Selatan        | -       | -    | -                | -    |
| 031. Ende Timur          | -       | -    | -                | -    |
| 032. Ende Tengah         | -       | -    | -                | -    |
| 033. Ende Utara          | -       | -    | -                | -    |
| 040. Ndona               | -       | -    | -                | -    |
| 041. Ndona Timur         | -       | -    | -                | -    |
| 050. Wolowaru            | -       | -    | -                | -    |
| 051. Wolojita            | -       | -    | -                | -    |
| 052. Lio Timur           | -       | -    | -                | -    |
| 053. Kelimutu            | -       | -    | -                | -    |
| 054. Ndori               | -       | -    | -                | -    |
| 060. Maurole             | -       | -    | -                | -    |
| 061. Kotabaru            | -       | -    | -                | -    |
| 062. Detukeli            | -       | -    | -                | -    |
| 063. Lepembusu Kelisoke  | -       | -    | -                | -    |
| 070. Detusoko            | -       | -    | -                | -    |
| 071. Wewaria             | -       | -    | -                | -    |
| <b>Kabupaten Ende</b>    | -       | -    | -                | -    |

Catatan/Note: ...

Sumber/Source: Dinas Pertanian Kabupaten Ende/Agriculture and Plantation Department of Ende Regency

**Tabel 5.2.3** **Luas Areal Tanaman Perkebunan Rakyat Menurut Jenis Tanaman di Kabupaten Ende (ha), 2018-2022**  
**Planted Area of Smallholders Estates by Type of Crops in Ende Regency (ha), 2018-2022**

| Jenis Tanaman<br>Type of Crops | 2018      | 2019      | 2020      | 2021      | 2022<br>(Data<br>Asembun) |
|--------------------------------|-----------|-----------|-----------|-----------|---------------------------|
| (1)                            | (2)       | (3)       | (4)       | (5)       | (6)                       |
| Kelapa                         | 12 108,00 | 12 170,24 | 12 188,01 | 12 213,68 | 12 243,24                 |
| Kopi                           | 8 687,00  | 8 550,07  | 8 761,62  | 8 795,65  | 8 841,44                  |
| Kakao                          | 9 397,50  | 9 619,89  | 9 663,60  | 9 683,72  | 9 818,92                  |
| Jambu Mete                     | 9 013,21  | 9 297,56  | 9 209,03  | 9 256,70  | 9 287,99                  |
| Pala                           | 1 236,84  | 1 299,05  | 1 329,87  | 1 348,11  | 1 366,91                  |
| Lada                           | 121       | 123,67    | 123,67    | 123,67    | 73,71                     |
| Tembakau                       | 70        | -         | -         | -         | -                         |

Catatan/Note: ...

Sumber/Source: Dinas Pertanian Kabupaten Ende/Agriculture and Plantation Department of Ende Regency



**Tabel**  
**Table** 5.2.4**Produksi Perkebunan Rakyat Menurut Jenis Tanaman di Kabupaten Ende (ton), 2021 dan 2022**  
**Production of Smallholder Estate Crops by Type of Crops in Ende Regency (ton), 2021 and 2022**

| Jenis Tanaman<br>Type of Crops | 2018     | 2019     | 2020     | 2021     | 2022<br>(Data<br>Asembun) |
|--------------------------------|----------|----------|----------|----------|---------------------------|
| (1)                            | (2)      | (3)      | (4)      | (5)      | (6)                       |
| Kelapa                         | 9 695,55 | 9 822,90 | 9 723,96 | 9 213,74 | 9 217,74                  |
| Kopi                           | 3 407,10 | 3 434,10 | 3 436,60 | 3 440,23 | 3 441,70                  |
| Kakao                          | 4 566,00 | 4 537,60 | 4 538,70 | 4 541,81 | 4 544,19                  |
| Jambu Mete                     | 3 944,00 | 3 965,76 | 3 968,76 | 3 943,42 | 3 945,82                  |
| Pala                           | 256,90   | 256,50   | 259,10   | 259,36   | 262,55                    |
| Lada                           | 35,90    | 37,63    | 40,70    | 40,70    | 40,70                     |
| Tembakau                       | 17,00    | -        | -        | -        | -                         |

Catatan/Note: ...

Sumber/Source: Dinas Pertanian Kabupaten Ende/Agriculture and Plantation Department of Ende Regency

**5.3 PETERNAKAN  
LIVESTOCK**

**Tabel 5.3.1 Populasi Ternak Besar Menurut Kecamatan di Kabupaten Ende, 2022**  
*Population of Large Livestock by Sub District in Ende Regency, 2022*

| Kecamatan<br>Subdistrict | Sapi<br>Cow   | Kerbau<br>Buffalo | Kuda<br>Horse |
|--------------------------|---------------|-------------------|---------------|
| (1)                      | (2)           | (3)               | (4)           |
| 010. Nangapanda          | 2 973         | 56                | 103           |
| 011. Pulau Ende          | -             | -                 | -             |
| 012. Maukaro             | 3 590         | 83                | 53            |
| 020. Ende                | 1 578         | 14                | 177           |
| 030. Ende Selatan        | -             | -                 | -             |
| 031. Ende Timur          | 300           | 19                | -             |
| 032. Ende Tengah         | 45            | -                 | -             |
| 033. Ende Utara          | 427           | -                 | -             |
| 040. Ndona               | 784           | 24                | 59            |
| 041. Ndona Timur         | 570           | 14                | 69            |
| 050. Wolowaru            | 2 417         | 83                | 26            |
| 051. Wolojita            | 851           | 72                | 159           |
| 052. Lio Timur           | 656           | 37                | 36            |
| 053. Kelimutu            | 1 186         | 69                | 92            |
| 054. Ndori               | 643           | 29                | -             |
| 060. Maurole             | 3 304         | 327               | 87            |
| 061. Kotabaru            | 3 823         | 819               | 186           |
| 062. Detukeli            | 2 323         | 54                | 155           |
| 063. Lepembusu Kelisoke  | 1 198         | 62                | 181           |
| 070. Detusoko            | 2 438         | 349               | 102           |
| 071. Wewaria             | 10 429        | 509               | 206           |
| <b>Kabupaten Ende</b>    | <b>39 534</b> | <b>2 621</b>      | <b>1 691</b>  |

Catatan/Note: ...

Sumber/Source: Dinas Pertanian Kabupaten Ende/Agriculture and Plantation Department of Ende Regency

**Tabel**  
**Table** 5.3.2

**Populasi Ternak Kecil Menurut Kecamatan di Kabupaten Ende, 2022**  
**Population of Small Livestock by Sub District in Ende Regency, 2022**

| Kecamatan<br>Subdistrict | Kambing<br>Goats | Domba<br>Sheep | Babi<br>Pigs  |
|--------------------------|------------------|----------------|---------------|
| (1)                      | (2)              | (3)            | (4)           |
| 010. Nangapanda          | 2 785            | -              | 3 428         |
| 011. Pulau Ende          | 1 062            | -              | -             |
| 012. Maukaro             | 1 399            | 18             | 2 852         |
| 020. Ende                | 1 408            | -              | 4 723         |
| 030. Ende Selatan        | 638              | -              | 1 140         |
| 031. Ende Timur          | 261              | -              | 2 198         |
| 032. Ende Tengah         | 207              | -              | 1 949         |
| 033. Ende Utara          | 509              | -              | 2 281         |
| 040. Ndona               | 1 077            | -              | 4 853         |
| 041. Ndona Timur         | 2 342            | -              | 4 615         |
| 050. Wolowaru            | 1 812            | -              | 3 293         |
| 051. Wolojita            | 2 182            | -              | 4 494         |
| 052. Lio Timur           | 1 089            | -              | 2 633         |
| 053. Kelimutu            | 473              | -              | 3 028         |
| 054. Ndori               | 1 105            | -              | 1 170         |
| 060. Maurole             | 1 189            | -              | 4 425         |
| 061. Kotabaru            | 1 913            | -              | 4 249         |
| 062. Detukeli            | 524              | -              | 3 152         |
| 063. Lepembusu Kelisoke  | 1 198            | -              | 2 520         |
| 070. Detusoko            | 1 074            | -              | 4 987         |
| 071. Wewaria             | 2 479            | -              | 9 784         |
| <b>Kabupaten Ende</b>    | <b>26 725</b>    | <b>18</b>      | <b>71 776</b> |

Catatan/Note: ...

Sumber/Source: Dinas Pertanian Kabupaten Ende/Agriculture and Plantation Department of Ende Regency

**Tabel 5.3.3** **Populasi Unggas Menurut Kecamatan di Kabupaten Ende, 2022**  
**Population of Poultry by Sub District in Ende Regency, 2022**

| Kecamatan<br>Subdistrict | Ayam Kampung<br>Kampong Chicken | Ayam Petelur<br>Laying Hens | Ayam Pedaging<br>Broilers | Itik<br>Duck |
|--------------------------|---------------------------------|-----------------------------|---------------------------|--------------|
| (1)                      | (2)                             | (3)                         | (4)                       | (5)          |
| 010. Nangapanda          | 36 551                          | -                           | 1 410                     | -            |
| 011. Pulau Ende          | 12 288                          | -                           | -                         | -            |
| 012. Maukaro             | 16 815                          | -                           | 2 129                     | -            |
| 020. Ende                | 25 882                          | -                           | 2 135                     | -            |
| 030. Ende Selatan        | 16 555                          | -                           | 21 972                    | 122          |
| 031. Ende Timur          | 7 736                           | 13 000                      | 15 123                    | 490          |
| 032. Ende Tengah         | 4 433                           | 19 000                      | 24 783                    | 175          |
| 033. Ende Utara          | 13 803                          | 17 500                      | 7 130                     | 44           |
| 040. Ndona               | 7 789                           | -                           | 13 430                    | -            |
| 041. Ndona Timur         | 4 066                           | -                           | -                         | -            |
| 050. Wolowaru            | 20 703                          | -                           | 6 296                     | 261          |
| 051. Wolojita            | 7 846                           | -                           | 1 092                     | -            |
| 052. Lio Timur           | 11 161                          | -                           | 714                       | -            |
| 053. Kelimutu            | 7 376                           | -                           | 2 999                     | -            |
| 054. Ndori               | 4 284                           | -                           | 640                       | -            |
| 060. Maurole             | 9 260                           | -                           | 1 538                     | -            |
| 061. Kotabaru            | 16 089                          | -                           | 719                       | -            |
| 062. Detukeli            | 12 497                          | -                           | -                         | -            |
| 063. Lepembusu Kelisoke  | 6 411                           | -                           | -                         | 120          |
| 070. Detusoko            | 20 178                          | -                           | 1 846                     | -            |
| 071. Wewaria             | 31 669                          | -                           | 1 918                     | 532          |
| <b>Kabupaten Ende</b>    | <b>293 392</b>                  | <b>49 500</b>               | <b>105 873</b>            | <b>1 744</b> |

Catatan/Note: ...

Sumber/Source: Dinas Pertanian Kabupaten Ende/Agriculture and Plantation Department of Ende Regency

**Tabel**  
**Table** 5.3.4

**Produksi Ikutan dari Ternak di Kabupaten Ende, 2022**  
**Derivative Products of Livestock in Ende Regency, 2022**

| Komoditi<br>Commodity                | Satuan<br>Unit | Produksi<br>Production |
|--------------------------------------|----------------|------------------------|
| (1)                                  | (2)            | (3)                    |
| Telur/Egg                            |                |                        |
| Ayam Kampung/ <i>Kampung Chicken</i> | Butir          | 1 575 000              |
| Ayam Petelur/ <i>Laying Hens</i>     | Butir          | 2 520 000              |
| Itik/ <i>Duck</i>                    | Butir          | 17 900                 |
| Daging/Meat                          |                |                        |
| Sapi/ <i>Cow</i>                     | Kg             | 443 370                |
| Kerbau/ <i>Buffalo</i>               | Kg             | 24 395                 |
| Kuda/ <i>Horse</i>                   | Kg             | 1 037                  |
| Kambing/ <i>Goat</i>                 | Kg             | 45 761                 |
| Babi/ <i>Pig</i>                     | Kg             | 706 996                |
| Ayam Kampung/ <i>Kampung Chicken</i> | Kg             | 84 338                 |
| Ayam Petelur/ <i>Laying Hens</i>     | Kg             | 16 618                 |
| Ayam Pedaging/ <i>Broilers</i>       | Kg             | 110 511                |
| Itik/ <i>Duck</i>                    | Kg             | 700                    |

Catatan/Note: ...

Sumber/Source: Dinas Pertanian Kabupaten Ende/*Agriculture and Plantation Department of Ende Regency*



BAB

6

# INDUSTRI, PERTAMBANGAN, DAN ENERGI



**NILAI**  
**RP 8.809.012.567**

JUMLAH  
PELANGGAN

**12.272**

**AIR DISALURKAN**  
**2.688.053 M<sup>3</sup>**





**PENJELASAN TEKNIS****TECHNICAL NOTES**

- |  |   |
|--|---|
| <p>1. Perusahaan Listrik Negara (PLN) adalah Perusahaan Umum Milik Negara yang mempunyai aktivitas kegiatan pembangkitan, transmisi, dan distribusi tenaga listrik.</p>  | <p>1. <i>State Electricity Company (PLN) is a State owned company that has activities such as liquid gas processing, production, transmission and electricity.</i></p>  |
| <p>2. Perusahaan Air Bersih adalah perusahaan yang mempunyai aktivitas dalam penampungan dan penjernihan, dan penyaluran air baku atau air bersih dari terminal air melalui saluran air, pipa atau mobil tangki (dalam satu pengelolaan administrasi dengan kegiatan ekonomi) kepada rumah tangga, perusahaan industri, atau penggunaan komersial lainnya.</p> | <p>2. <i>The Water Supply Company (PDAM) is a company with several activities such as the collection and purification of water the households, industries and other commercial users.</i></p>   |
| <p>3. Jumlah listrik/gas/air bersih yang terjual adalah banyaknya listrik/gas/air bersih yang disalurkan kepada para pelanggan.</p>  | <p>3. <i>Sold electricity/gas/cleaned water is total electricity/gas/cleaned water distributed to customers.</i></p>  |
| <p>4. Nilai input adalah pengeluaran yang digunakan untuk pembelian bahan bakar dan pelumas tenaga listrik yang dibeli, alat-alat tulis, onderdil, ongkos pemeliharaan dan perbaikan alat produksi, sewa gedung dan mesin serta jasa lainnya.</p>  | <p>4. <i>Input values include expenditures for fuel and lubricant, electricity consumed maintenance, stationaries, spareparts, maintenance costs of machineries and vehicles, building and machineries rental costs, and costs of other services.</i></p> |
| <p>5. Nilai Output adalah nilai tenaga listrik/gas/air bersih yang dijual atau didistribusikan kepada para pelanggan dan ditambah dengan pendapatan atau penerimaan</p>  | <p>5. <i>Output cover electricity/gas/cleaned water sold and distributed to costumers added by income from other services.</i></p>  |

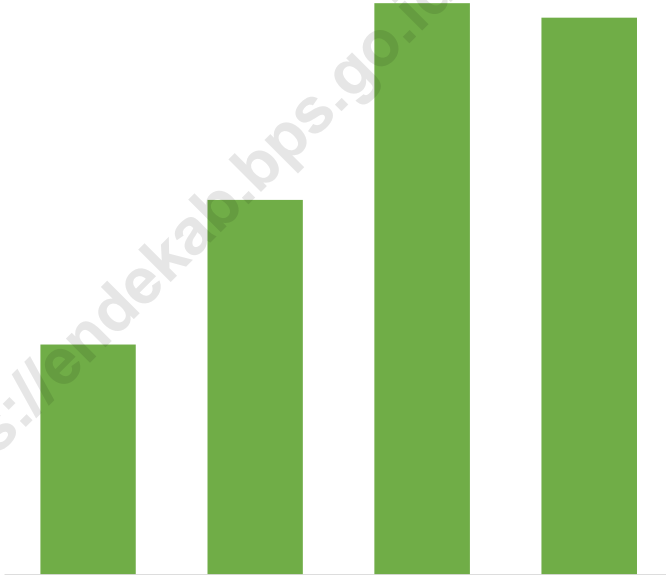
dari kegiatan jasa perusahaan.

6. Air Leding adalah sumber air yang berasal dari air yang telah diproses menjadi jernih sebelum dialirkan kepada konsumen melalui instalasi berupa saluran air. Sumber air ini biasanya diusahakan oleh PAM/PDAM/BPAM.
6. *Pipe water is refined water distributed by water refinery company.*

<https://endekab.bps.go.id>

**Gambar** 6.1  
**Figures**

**Jumlah Pelanggan Listrik di Kabupaten Ende,  
2018–2021**  
*Number of Electricity Customers in Ende Regency,  
2018–2021*



Sumber/Source : PT. PLN (Persero) ULP Ende

**Tabel**  
**Table** 6.1

**Daya Terpasang, Produksi, dan Distribusi Listrik PT. PLN (Persero) pada Cabang/Ranting PLN Menurut Kecamatan di Kabupaten Ende, 2019-2021**  
***Installed Electricity Power, Production, and Distribution of PT. PLN (Persero) at PLN Branch by Subdistrict in Ende Regency, 2019-2021***

| Tahun<br>Year | Daya<br>Terpasang<br>Installed<br>Electricity<br>Power<br>(KW) | Produksi<br>Listrik<br>Electricity<br>Production<br>(KWh) | Listrik<br>Terjual<br>Electricity<br>Sold<br>(KWh) | Dipakai<br>Sendiri<br>Own<br>Used<br>(KWh) | Susut/<br>Hilang<br>Shrinkage/<br>Lost<br>(KWh) |
|---------------|--|---|--|--|---|
| (1)           | (2)  | (3)   | (4)  | (5)  | (6)   |
| 2019          | 54 431 282   | 6 858 560   | 55 959 225   | ...  | 6 387 135                                       |
| 2020          | 63 653 010   | 79 828 379  | 61 622 814   | 6 487                                      | 3 245 424                                       |
| 2021          | 70 789 223   | 66 335 064,51   | 63 738 490,339                                     | 6 906,115                                  | 5 315 752,004                                   |

Catatan/Note: ...

Sumber/Source: PT. PLN (Persero) ULP Ende

**Tabel**  
**Table 6.2****Jumlah Pelanggan Listrik Menurut Kecamatan di  
Kabupaten Ende, 2017–2021**  
**Number of Electricity Customers by Subdistrict in Ende  
Regency, 2017–2021**

| <b>Kecamatan<br/>Subdistrict</b>                           | <b>2017</b>         | <b>2018</b>   | <b>2019</b>   | <b>2020</b>   | <b>2021</b>   |
|--|---------------------|---------------|---------------|---------------|---------------|
| (1)  | (2)                 | (3)           | (4)           | (5)           | (6)           |
| Nangapanda   | 2 940               | 2 790         | 2 794         | 2 942         | 2 825         |
| Pulau Ende   | 1 375               | 1 625         | 1 625         | 1 628         | 1 597         |
| Maukaro  | 2 125               | 1 502         | 1 508         | 1 707         | 1 704         |
| Ende, Ende Selatan, Ende Timur,<br>Ende Tengah, Ende Utara | 28 125 <sup>1</sup> | 25 624        | 28 355        | 31 220        | 29 621        |
| Ndona  |                     | 977           | 986           | 1 063         | 927           |
| Wolowaru, Wolojita, Kelimutu,<br>Detukeli, Ndona Timur     | 5 046               | 6 668         | 6 706         | 6 738         | 7 182         |
| Ndori, Lio Timur   | 985                 | 1 010         | 1 018         | 1 022         | 1 005         |
| Maurole  | 1 110               | 1 295         | 1 316         | 1 374         | 1 598         |
| Kotabaru   | -                   | -             | -             | -             | -             |
| Detusoko, Lepembusu Kelisoke                               | 2 838               | 3 532         | 3 541         | 3 549         | 4 496         |
| Wewaria  | 1 830               | 3 522         | 3 554         | 4 041         | 4 043         |
| <b>Kabupaten Ende</b>                                      | <b>46 375</b>       | <b>48 545</b> | <b>51 403</b> | <b>55 284</b> | <b>54 998</b> |

Catatan/Note: <sup>1</sup> Termasuk Kecamatan Ndona  
 Sumber/Source: PT. PLN (Persero) ULP Ende

**Tabel**  
**Table 6.3****Jumlah Pelanggan dan Air yang Disalurkan Menurut  
Kecamatan di Kabupaten Ende, 2022**  
**Number of Customers and Distributed Water by Subdistrict  
in Ende Regency, 2022**

| Kecamatan<br>Subdistrict | Pelanggan<br>Number of Customers | Air Disalurkan<br>Distributed Water<br>(m <sup>3</sup> ) | Nilai<br>Value<br>(Rp) |
|--------------------------|----------------------------------|--|------------------------|
| (1)                      | (2)                              | (3)  | (4)                    |
| 010. Nangapanda          | 713                              | 153 217  | 478 797 373            |
| 011. Pulau Ende          | -                                | -  | -                      |
| 012. Maukaro             | -                                | -  | -                      |
| 020. Ende                | 443                              | 91 426   | 271 196 314            |
| 030. Ende Selatan        |                                  |  |                        |
| 031. Ende Timur          |                                  |  |                        |
| 032. Ende Tengah         | 10 042                           | 2 258 780  | 7 515 574 427          |
| 033. Ende Utara          |                                  |  |                        |
| 040. Ndona               |                                  |  |                        |
| 041. Ndona Timur         | -                                | -  | -                      |
| 050. Wolowaru            | 308                              | 63 339   | 217 250 350            |
| 051. Wolojita            | -                                | -  | -                      |
| 052. Lio Timur           | 316                              | 49 794   | 127 148 087            |
| 053. Kelimutu            | 47                               | 6 777  | 19 873 026             |
| 054. Ndori               | -                                | -  | -                      |
| 060. Maurole             | 310                              | 54 944   | 148 119 652            |
| 061. Kotabaru            | -                                | -  | -                      |
| 062. Detukeli            | -                                | -  | -                      |
| 063. Lepembusu Kelisoke  | -                                | -  | -                      |
| 070. Detusoko            | 93                               | 9 776  | 31 053 338             |
| 071. Wewaria             | -                                | -  | -                      |
| <b>Kabupaten Ende</b>    | <b>12 272</b>                    | <b>2 688 053</b>   | <b>8 809 012 567</b>   |

Catatan/Note: ...

Sumber/Source: PERUMDA Air Minum Tirta Kelimutu Kabupaten Ende

BAB

7

# PARIWISATA

Jumlah Pengunjung  
Danau Kelimutu

79.530

Jumlah Rumah Makan/  
Restoran di Kab. Ende

178







**PENJELASAN TEKNIS**

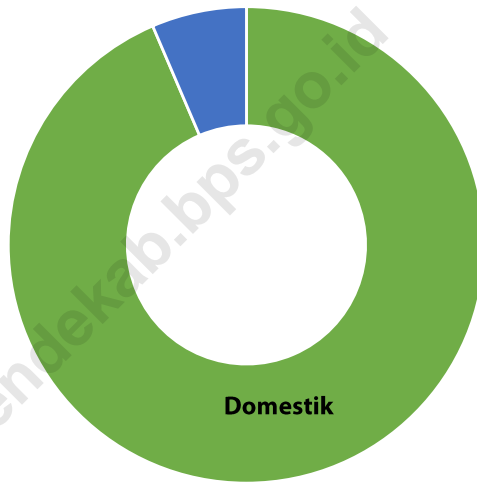
1. Konsep dan definisi pariwisata mengikuti rekomendasi World Tourism Organization (WTO) dan International Union of Office Travel organization (IUOTO).
2. Wisatawan mancanegara adalah setiap pengunjung yang mengunjungi suatu negara di luar tempat tinggalnya, didorong oleh satu atau beberapa keperluan tanpa bermaksud memperoleh penghasilan di tempat yang dikunjungi dan lamanya kunjungan tersebut tidak lebih dari satu tahun (12 bulan).
3. Tingkat penghunian kamar hotel adalah persentase banyaknya malam kamar yang dihuni terhadap banyaknya malam kamar yang tersedia.

**TECHNICAL NOTES**

1. *The concept and definition of tourism refers to the recommendations of the World Tourism Organization (WTO) and International Union of Office Travel Organization (IUOTO).*
2. *A foreign visitor is any person visiting a country other than his usual place of residence for any reason other than for earning income in the country visited, and the length of stay is no more than one year (12 months).*
3. *Room Occupancy Rate is the number of room nights occupied divided by the number of room nights available, multiplied by 100 persen.*

**Gambar** 7.1  
**Figures**

**Persentase Pengunjung di Danau Kelimutu, 2022**  
**Percentage of Visitor at Kelimutu Lake, 2022**



Sumber/Source : Balai Taman Nasional Kelimutu

**Tabel**  
**Table** 7.1**Jumlah Rumah Makan/Restoran Menurut Kecamatan di  
Kabupaten Ende, 2019–2022**  
*Number of Restaurants by Subdistrict in Ende Regency,  
2019–2022*

| Kecamatan<br>Subdistrict | 2019       | 2020       | 2021       | 2022       |
|--------------------------|------------|------------|------------|------------|
| (1)                      | (2)        | (3)        | (4)        | (5)        |
| 010. Nangapanda          | 10         | 8          | 9          | 8          |
| 011. Pulau Ende          | -          | -          | -          | -          |
| 012. Maukaro             | -          | -          | -          | -          |
| 020. Ende                | -          | -          | -          | -          |
| 030. Ende Selatan        | 20         | 15         | 30         | 33         |
| 031. Ende Timur          | 37         | 47         | 38         | 45         |
| 032. Ende Tengah         | 78         | 55         | 65         | 46         |
| 033. Ende Utara          | 21         | 20         | 24         | 26         |
| 040. Ndona               | -          | -          | -          | 1          |
| 041. Ndona Timur         | -          | -          | -          | -          |
| 050. Wolowaru            | 9          | 9          | 10         | 10         |
| 051. Wolojita            | -          | -          | -          | -          |
| 052. Lio Timur           | -          | -          | -          | -          |
| 053. Kelimutu            | 7          | 9          | 9          | 9          |
| 054. Ndori               | -          | -          | -          | -          |
| 060. Maurole             | -          | -          | 6          | -          |
| 061. Kotabaru            | -          | -          | -          | -          |
| 062. Detukeli            | -          | -          | -          | -          |
| 063. Lepembusu Kelisoke  | -          | -          | -          | -          |
| 070. Detusoko            | -          | -          | -          | -          |
| 071. Wewaria             | -          | -          | -          | -          |
| <b>Kabupaten Ende</b>    | <b>182</b> | <b>163</b> | <b>191</b> | <b>178</b> |

Catatan/Note: ...

Sumber/Source: Badan Pendapatan Daerah Kabupaten Ende

**Tabel**  
**Table** 7.2**Jumlah Pengunjung Pada Museum Bung Karno Dirinci Per Bulan, 2019 - 2021**  
**Number of Visitor at Bung Karno Museum By Month, 2019 - 2021**

| <b>Bulan<br/>Month</b> | <b>2019</b>  | <b>2020</b>  | <b>2021</b>  |
|------------------------|--------------|--------------|--------------|
| <b>(1)</b>             | <b>(2)</b>   | <b>(3)</b>   | <b>(4)</b>   |
| Januari/January        | 70           | 70           | -            |
| Februari/February      | 85           | 75           | 130          |
| Maret/March            | 75           | 100          | 153          |
| April/April            | 75           | 78           | -            |
| Mei/May                | 110          | 107          | -            |
| Juni/June              | 45           | 49           | 23           |
| Juli/July              | 125          | 145          | 69           |
| Agustus/August         | 85           | 84           | 227          |
| September/September    | 115          | 120          | 109          |
| Oktober/October        | 90           | 95           | 309          |
| November/November      | 50           | 58           | 242          |
| Desember/December      | 110          | 106          | 367          |
| <b>Jumlah</b>          | <b>1 035</b> | <b>1 087</b> | <b>1 629</b> |

Catatan/Note: ...

Sumber/Source: Dinas Pendidikan dan Kebudayaan Kabupaten Ende

**Tabel** 7.3  
**Table**

**Jumlah Pengunjung di Danau Kelimutu Dirinci Per Bulan, 2022**  
**Number of Visitor at Kelimutu Lake By Month, 2022**

| Bulan<br>Month      | Jumlah Pengunjung<br>Number of Visitors |                  |                 |
|---------------------|---|------------------|-----------------|
|                     | Domestik<br>Domestic                    | Asing<br>Foreign | Jumlah<br>Total |
| (1)                 | (2)                                     | (3)              | (4)             |
| Januari/January     | 6 412                                   | 22               | 6 434           |
| Februari/February   | 2 422                                   | 3                | 2 425           |
| Maret/March         | 3 258                                   | 37               | 3 295           |
| April/April         | 3 879                                   | 88               | 3 967           |
| Mei/May             | 20 561                                  | 177              | 20 738          |
| Juni/June           | 8 191                                   | 293              | 8 484           |
| Juli/July           | 8 850                                   | 872              | 9 722           |
| Agustus/August      | 5 258                                   | 1 243            | 6 501           |
| September/September | 3 600                                   | 827              | 4 427           |
| Oktober/October     | 3 734                                   | 704              | 4 438           |
| November/November   | 2 720                                   | 492              | 3 212           |
| Desember/December   | 5 522                                   | 365              | 5 887           |
| <b>Jumlah</b>       | <b>74 407</b>                           | <b>5 123</b>     | <b>79 530</b>   |

Catatan/Note: ...

Sumber/Source: Balai Taman Nasional Kelimutu



TRANSPORTASI  
&  
KOMUNIKASI

## Lalu Lintas Penerbangan

Kedatangan **1.277**Keberangkatan **1.278**

## Jumlah Kendaraan

Mobil Penumpang **11.485**Mobil Bus **212**Mobil Barang **3.451**Sepeda Motor **58.759**





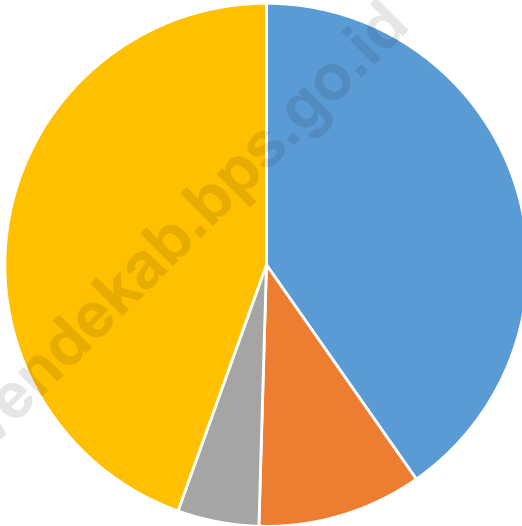
**PENJELASAN TEKNIS****TECHNICAL NOTES**

1. Kendaraan bermotor adalah setiap kendaraan yang digerakkan oleh peralatan teknik yang ada pada kendaraan tersebut, biasanya digunakan untuk angkutan orang atau barang di atas jalan raya selain kendaraan yang berjalan di atas rel. Kendaraan bermotor yang dicatat adalah semua jenis kendaraan kecuali kendaraan bermotor TNI/Polri dan Korps Diplomatik.
  2. Mobil penumpang adalah setiap kendaraan bermotor yang dilengkapi dengan tempat duduk untuk sebanyak-banyaknya delapan orang, tidak termasuk tempat duduk untuk pengemudi, baik dilengkapi atau tidak dilengkapi bagasi.
  3. Mobil bis adalah setiap kendaraan bermotor yang dilengkapi dengan tempat duduk untuk lebih dari delapan orang, tidak termasuk tempat duduk untuk pengemudi, baik dilengkapi atau tidak dilengkapi bagasi.
  4. Mobil truk adalah setiap kendaraan bermotor yang digunakan untuk angkutan barang, selain mobil penumpang, mobil bis dan kendaraan bermotor roda dua.
1. *Motor vehicles are any kind of vehicles motorized by machine set up in those vehicles. They are usually used for transporting peoples and goods on roads except vehicles moving along a railway line. The data cover all kinds of motor vehicles except those belong to Indonesia Army Force Indonesian State Police and Diplomatic Corps.*
  2. *Passenger cars are any motor vehicles with no more than eights seats, excluding seat for driver. It can be with or without boot.*
  3. *Buses are passengers cars having seats for more than eight passengers, excluding seat for driver. It can be with or without boot.*
  4. *Trucks are any motor vehicles used to transport goods excluding passenger cars, buses, and motorcycle*

5. Jalan Negara /Nasional merupakan jalan arteri dan jalan kolektor dalam system jaringan jalan primer yang menghubungkan antar ibu kota provinsi, dan jalan strategis nasional, serta jalan tol.
  6. Jalan Provinsi merupakan jalan kolektor dalam system jaringan jalan primer yang menghubungkan ibukotaprovinci dengan ibukota kabupaten/kota, atau antar ibukota kabupaten/ kota dan jalan strategis provinsi.
  7. Jalan Kabupaten merupakan jalan lokal dalam sistem jaringan jalan primer yang tidak termasuk pada jalan nasional dan jalan provinsi, yang menghubungkan ibukota kabupaten dengan ibukota kecamatan.
5. *State Road is the arterial and collector road in the primary road network system that connects between province capital and the national strategic road along with toll road.*
  6. *Province Road is the collector in the primary road network sistem that connects province capital with capital of regency/ municipality, or between capital of regency / municipality and province strategic road.*
  7. *Regency Road is a local road in the primary road network system which not included in national and province road, this road connect between capital of regency whit capital of subdistrict.*

**Gambar** 8.1  
**Figures**

**Panjang Jalan Menurut Kondisi Jalan di Kabupaten Ende (%) , 2021**  
***Length of Roads by Condition of Roads in Ende Regency (%) , 2021***



Sumber/Source : Dinas Pekerjaan Umum dan Penataan Ruang Kabupaten Ende

## 8.1 TRANSPORTASI TRANSPORTATION

**Tabel 8.1.1 Panjang Jalan<sup>1</sup> Menurut Tingkat Kewenangan Pemerintahan di Kabupaten Ende (km), 2019-2021**  
**Table 8.1.1 Length of Roads<sup>1</sup> by Level of Government Authority in Ende Regency (km), 2019–2021**

| <b>Tingkat Kewenangan Pemerintahan</b><br><i>Level of Government Authority</i> | <b>2019</b>   | <b>2020</b>   | <b>2021</b>   |
|--|---------------|---------------|---------------|
| (1)  | (2)           | (3)           | (4)           |
| Negara <sup>2</sup> /State <sup>2</sup>  | 96,95         | 96,95         | 96,95         |
| Provinsi/Province  | -             | -             | -             |
| Kabupaten/Kota<br><i>Regency/Municipality</i>                                  | 815,00        | 815,00        | 815,00        |
| Jalan Poros Desa   | -             | -             | -             |
| <b>Jumlah/Total</b>  | <b>911,95</b> | <b>911,95</b> | <b>911,95</b> |

Catatan/Note: <sup>1</sup> Data tidak termasuk panjang jalan tol

Sumber/Source: Dinas Pekerjaan Umum dan Penataan Ruang Kabupaten Ende

**Tabel 8.1.2** Panjang Jalan Kabupaten Menurut Jenis Permukaan Jalan di Kabupaten Ende (km), 2019-2021  
**Length of Regency Roads by Type of Road Surface in Ende Regency (km), 2019–2021**

| Jenis Permukaan Jalan<br>Type of Road Surface | 2019          | 2020          | 2021          |
|---|---------------|---------------|---------------|
| (1)   | (2)           | (3)           | (4)           |
| Aspal/Paved                                   | 237,15        | 227,01        | 236,80        |
| Kerikil/TelfordGravel                         | 402,24        | 378,40        | 131,85        |
| Tanah/Soil                                    | 110,90        | 117,65        | 228,63        |
| Lainnya/Others                                | 64,71         | 91,94         | 217,72        |
| <b>Jumlah/Total</b>                           | <b>815,00</b> | <b>815,00</b> | <b>815,00</b> |

Catatan/Note: ...

Sumber/Source: Dinas Pekerjaan Umum dan Penataan Ruang Kabupaten Ende

**Tabel 8.1.3 Panjang Jalan Kabupaten Menurut Kondisi Jalan di Kabupaten Ende (km), 2019-2021**  
**Length of Regency Roads by Condition of Roads in Ende Regency (km), 2019–2021**

| Kondisi Jalan<br>Condition of Roads | 2019          | 2020          | 2021          |
|-------------------------------------|---------------|---------------|---------------|
| (1)                                 | (2)           | (3)           | (4)           |
| Baik/Good                           | 264,23        | 291,33        | 328,31        |
| Sedang/Moderate                     | 7,80          | 5,90          | 82,95         |
| Rusak/Damage                        | 29,83         | 21,72         | 41,01         |
| Rusak Berat/Severely Damage         | 513,14        | 496,05        | 362,73        |
| <b>Jumlah/Total</b>                 | <b>815,00</b> | <b>815,00</b> | <b>815,00</b> |

Catatan/Note: ...

Sumber/Source: Dinas Pekerjaan Umum dan Penataan Ruang Kabupaten Ende

**Tabel**  
**Table** 8.1.4

**Jumlah Kendaraan Bermotor Menurut Jenis Kendaraan di Kabupaten Ende, 2020-2022**  
**Number of Vehicles by Its Type in Ende Regency, 2020-2022**

| Jenis Kendaraan/Type of Motor Vehicles | 2020          | 2021          | 2022          |
|--|---------------|---------------|---------------|
| (1)                                    | (2)           | (3)           | (4)           |
| <b>Mobil Penumpang</b>                 |               |               |               |
| Sedan                                  | 30            | 31            | 36            |
| Station Wagon                          | 388           | 388           | 388           |
| Minibus                                | 10 463        | 10 590        | 10 732        |
| Jeep                                   | 308           | 316           | 329           |
| Jumlah                                 | <b>11 189</b> | <b>11 325</b> | <b>11 485</b> |
| <b>Mobil Bus</b>                       |               |               |               |
| Bus                                    | 6             | 6             | 6             |
| Micro Bus                              | 57            | 55            | 63            |
| Bus Penumpang                          | 140           | 146           | 143           |
| Jumlah                                 | <b>203</b>    | <b>207</b>    | <b>212</b>    |
| <b>Mobil Barang</b>                    |               |               |               |
| Pick Up                                | 1 898         | 2 013         | 2 165         |
| Truck                                  | 1 134         | 1 165         | 1 189         |
| Tangki                                 | 48            | 49            | 49            |
| Double Cabin                           | 19            | 22            | 25            |
| Deliver Van                            | 14            | 14            | 16            |
| Lain-lain                              | 7             | 7             | 7             |
| Jumlah                                 | <b>3 120</b>  | <b>3 270</b>  | <b>3 451</b>  |
| <b>Sepeda Motor</b>                    | <b>54 955</b> | <b>56 411</b> | <b>58 759</b> |
| <b>Kendaraan Khusus</b>                |               |               |               |
| Mobil Pemadam                          | 4             | 4             | 4             |
| Mobil Ambulance                        | 40            | 40            | 41            |
| Mobil Jenazah                          | 2             | 2             | 2             |
| Fork Lift                              | 6             | 6             | 6             |
| Jumlah                                 | <b>52</b>     | <b>52</b>     | <b>53</b>     |
| <b>Jumlah/Total</b>                    | <b>69 519</b> | <b>71 625</b> | <b>73 960</b> |

Catatan/Note: ...

Sumber/Source: Kepolisian Resor Ende

**Tabel 8.1.5** **Banyaknya Pesawat Yang Datang Melalui Bandar Udara H. H Aroeboesman Dirinci Per Bulan, 2020-2022**  
**Number of Aircraft Arrivals via Airport H. H. Aroeboesman by Month , 2020-2022**

| <b>Bulan<br/>Month</b> | <b>2020</b>  | <b>2021</b>  | <b>2022</b>  |
|------------------------|--------------|--------------|--------------|
| (1)                    | (2)          | (3)          | (4)          |
| Januari/January        | 216          | 134          | 126          |
| Februari/February      | 212          | 113          | 109          |
| Maret/March            | 203          | 132          | 101          |
| April/April            | 74           | 129          | 107          |
| Mei/May                | -            | 103          | 117          |
| Juni/June              | 32           | 156          | 104          |
| Juli/July              | 127          | 102          | 104          |
| Agustus/August         | 136          | 108          | 86           |
| September/September    | 144          | 119          | 85           |
| Oktober/October        | 126          | 132          | 108          |
| November/November      | 121          | 160          | 114          |
| Desember/December      | 135          | 141          | 116          |
| <b>Jumlah</b>          | <b>1 526</b> | <b>1 529</b> | <b>1 277</b> |

Catatan/Note: ...

Sumber/Source: Bandar Udara H Hasan Aroeboesman/Airport Authorities H Hasan Aroeboesman



**Tabel**  
**Table** 8.1.6

**Banyaknya Pesawat Yang Berangkat Melalui Bandar Udara H. H Aroeboesman Dirinci Per Bulan, 2020-2022**  
**Number of Aircraft Departures via Airport H. H. Aroeboesman by Month , 2020-2022**

| Bulan<br>Month      | 2020         | 2021         | 2022         |
|---------------------|--------------|--------------|--------------|
| (1)                 | (2)          | (3)          | (4)          |
| Januari/January     | 214          | 134          | 127          |
| Februari/February   | 213          | 114          | 109          |
| Maret/March         | 203          | 132          | 100          |
| April/April         | 76           | 129          | 108          |
| Mei/May             | -            | 102          | 113          |
| Juni/June           | 31           | 156          | 108          |
| Juli/July           | 127          | 102          | 104          |
| Agustus/August      | 136          | 109          | 86           |
| September/September | 145          | 119          | 85           |
| Oktober/October     | 126          | 132          | 108          |
| November/November   | 120          | 159          | 114          |
| Desember/December   | 136          | 141          | 116          |
| <b>Jumlah</b>       | <b>1 527</b> | <b>1 529</b> | <b>1 278</b> |

Catatan/Note: ...

Sumber/Source: Bandar Udara H Hasan Aroeboesman/Airport Authorities H Hasan Aroeboesman

**Tabel 8.1.7** Banyaknya Penumpang Yang Datang Melalui Bandar Udara H. H. Aroeboesman Dirinci Per Bulan, 2020-2022  
**Number of Passengers Arrivals via Airport H. H. Aroeboesman by Month , 2020-2022**

| Bulan<br>Month      | 2020          | 2021          | 2022          |
|---------------------|---------------|---------------|---------------|
| (1)                 | (2)           | (3)           | (4)           |
| Januari/January     | 7 193         | 3 978         | 4 951         |
| Februari/February   | 6 928         | 2 246         | 4 040         |
| Maret/March         | 7 352         | 2 940         | 4 173         |
| April/April         | 2 878         | 4 279         | 4 824         |
| Mei/May             | -             | 3 961         | 5 073         |
| Juni/June           | 948           | 6 773         | 4 721         |
| Juli/July           | 4 413         | 3 241         | 4 755         |
| Agustus/August      | 4 995         | 2 945         | 4 308         |
| September/September | 4 640         | 4 586         | 3 611         |
| Oktober/October     | 4 460         | 5 870         | 3 386         |
| November/November   | 5 327         | 6 461         | 4 926         |
| Desember/December   | 6 695         | 7 018         | 5 752         |
| <b>Jumlah</b>       | <b>55 829</b> | <b>54 298</b> | <b>54 520</b> |

Catatan/Note: ...

Sumber/Source: Bandar Udara H Hasan Aroeboesman/Airport Authorities H Hasan Aroeboesman

**Tabel**  
**Table 8.1.8**

**Banyaknya Penumpang Yang Berangkat Melalui Bandar Udara H. H. Aroeboesman Dirinci Per Bulan, 2020-2022**  
**Number of Passengers Departures via Airport H. H. Aroeboesman by Month , 2020-2022**

| <b>Bulan</b><br><b>Month</b> | <b>2020</b>   | <b>2021</b>   | <b>2022</b>   |
|------------------------------|---------------|---------------|---------------|
| (1)                          | (2)           | (3)           | (4)           |
| Januari/January              | 8 947         | 4 919         | 4 874         |
| Februari/February            | 7 394         | 2 518         | 4 419         |
| Maret/March                  | 6 403         | 3 987         | 4 238         |
| April/April                  | 1 361         | 5 121         | 4 275         |
| Mei/May                      | -             | 4 058         | 4 630         |
| Juni/June                    | 790           | 6 493         | 4 539         |
| Juli/July                    | 4 511         | 2 869         | 4 720         |
| Agustus/August               | 5 113         | 3 098         | 3 885         |
| September/September          | 4 498         | 4 240         | 3 536         |
| Oktober/October              | 4 405         | 6 140         | 3 986         |
| November/November            | 5 335         | 5 166         | 4 744         |
| Desember/December            | 6 259         | 6 420         | 5 175         |
| <b>Jumlah</b>                | <b>55 016</b> | <b>55 029</b> | <b>53 021</b> |

Catatan/Note: ...

Sumber/Source: Bandar Udara H Hasan Aroeboesman/Airport Authorities H Hasan Aroeboesman

**Tabel 8.1.9** **Banyaknya Penumpang Yang Transit Melalui Bandar Udara H. H. Aroeboesman Dirinci Per Bulan, 2020-2022**  
**Number of Passengers Transit via Airport H. H. Aroeboesman by Month , 2020-2022**

| <b>Bulan<br/>Month</b> | <b>2020</b>   | <b>2021</b>   | <b>2022</b>  |
|------------------------|---------------|---------------|--------------|
| (1)                    | (2)           | (3)           | (4)          |
| Januari/January        | 2 573         | 998           | 1 135        |
| Februari/February      | 2 686         | 1 220         | 1 231        |
| Maret/March            | 2 207         | 1 295         | 1 642        |
| April/April            | 357           | 929           | 536          |
| Mei/May                | -             | 790           | 588          |
| Juni/June              | 141           | 1 592         | 525          |
| Juli/July              | 1 699         | 1 180         | 614          |
| Agustus/August         | 1 732         | 1 076         | 420          |
| September/September    | 2 280         | 1 233         | 529          |
| Oktober/October        | 1 813         | 1 478         | 552          |
| November/November      | 1 427         | 1 142         | 504          |
| Desember/December      | 1 046         | 595           | 654          |
| <b>Jumlah</b>          | <b>17 961</b> | <b>13 528</b> | <b>8 930</b> |

Catatan/Note: ...

Sumber/Source: Bandar Udara H Hasan Aroeboesman/Airport Authorities H Hasan Aroeboesman

**Tabel**  
**Table** 8.1.10

**Volume Barang (Cargo) Yang Dibongkar Melalui Bandar Udara H. H. Aroeboesman Dirinci Per Bulan, 2020-2022**  
**Cargo Unloaded via Airport H. H. Aroeboesman by Month , 2020-2022**

| <b>Bulan</b><br><b>Month</b> | <b>2020</b>    | <b>2021</b>    | <b>2022</b>    |
|------------------------------|----------------|----------------|----------------|
| (1)                          | (2)            | (3)            | (4)            |
| Januari/January              | 20 833         | 10 678         | 19 892         |
| Februari/February            | 19 457         | 7 490          | 16 681         |
| Maret/March                  | 20 731         | 11 222         | 8 728          |
| April/April                  | 3              | 7 630          | 7 979          |
| Mei/May                      | -              | 4 621          | 9 331          |
| Juni/June                    | 1 024          | 9 021          | 12 850         |
| Juli/July                    | 16 320         | 8 283          | 18 360         |
| Agustus/August               | 21 275         | 5 168          | 67 742         |
| September/September          | 18 342         | 9 285          | 13 055         |
| Oktober/October              | 9 747          | 16 498         | 21 435         |
| November/November            | 10 977         | 23 600         | 14 306         |
| Desember/December            | 11 156         | 27 616         | 18 395         |
| <b>Jumlah</b>                | <b>149 865</b> | <b>141 112</b> | <b>228 754</b> |

Catatan/Note: ...

Sumber/Source: Bandar Udara H Hasan Aroeboesman/Airport Authorities H Hasan Aroeboesman

**Tabel 8.1.11** Volume Barang (Cargo) Yang Dimuat Melalui Bandar Udara H. H. Aroeboesman Dirinci Per Bulan, 2020-2022  
**Table** 8.1.11 **Cargo Loaded via Airport H. H. Aroeboesman by Month, 2020 - 2022**

| Bulan<br>Month      | 2020          | 2021          | 2022          |
|---------------------|---------------|---------------|---------------|
| (1)                 | (2)           | (3)           | (4)           |
| Januari/January     | 13 236        | 837           | 6 476         |
| Februari/February   | 10 422        | 1 932         | 3 176         |
| Maret/March         | 4 509         | 1 742         | 3 413         |
| April/April         | 446           | 1 243         | 782           |
| Mei/May             | -             | 1 468         | 1 865         |
| Juni/June           | 319           | 1 638         | 3 054         |
| Juli/July           | 3 115         | 1 826         | 9 469         |
| Agustus/August      | 3 146         | 2 457         | 9 986         |
| September/September | 2 048         | 1 909         | 5 032         |
| Oktober/October     | 800           | 2 076         | 4 505         |
| November/November   | 1 127         | 2 141         | 6 500         |
| Desember/December   | 906           | 3 194         | 7 610         |
| <b>Jumlah</b>       | <b>40 074</b> | <b>22 463</b> | <b>61 868</b> |

Catatan/Note: ...

Sumber/Source: Bandar Udara H Hasan Aroeboesman/Airport Authorities H Hasan Aroeboesman

**Tabel**  
**Table** 8.1.12

**Volume Bagasi Yang Dibongkar Melalui Bandar Udara H. H. Aroeboesman Dirinci Per Bulan, 2020-2022**  
**Bagage Unloaded via Airport H. H. Aroeboesman by Month, 2020-2022**

| <b>Bulan</b><br><b>Month</b> | <b>2020</b>    | <b>2021</b>    | <b>2022</b>    |
|------------------------------|----------------|----------------|----------------|
| (1)                          | (2)            | (3)            | (4)            |
| Januari/January              | 32 686         | 11 077         | 15 994         |
| Februari/February            | 27 969         | 7 164          | 13 284         |
| Maret/March                  | 30 095         | 11 636         | 16 375         |
| April/April                  | 6 122          | 13 145         | 18 492         |
| Mei/May                      | -              | 13 099         | 24 752         |
| Juni/June                    | 2 226          | 22 352         | 22 528         |
| Juli/July                    | 11 061         | 10 787         | 25 701         |
| Agustus/August               | 18 813         | 9 638          | 20 391         |
| September/September          | 11 406         | 14 214         | 18 159         |
| Oktober/October              | 9 480          | 21 085         | 14 522         |
| November/November            | 10 689         | 22 538         | 19 465         |
| Desember/December            | 16 949         | 20 125         | 24 226         |
| <b>Jumlah</b>                | <b>177 496</b> | <b>176 860</b> | <b>233 889</b> |

Catatan/Note: ...

Sumber/Source: Bandar Udara H Hasan Aroeboesman/Airport Authorities H Hasan Aroeboesman

**Tabel 8.1.13** Volume Bagasi Yang Dimuat Melalui Bandar Udara H. H. Aroeboesman Dirinci Per Bulan, 2020-2022  
**Table 8.1.13** *Bagage Loaded via Airport H. H. Aroeboesman by Month , 2020-2022*

| Bulan<br>Month      | 2020           | 2021           | 2022           |
|---------------------|----------------|----------------|----------------|
| (1)                 | (2)            | (3)            | (4)            |
| Januari/January     | 32 085         | 10 841         | 15 391         |
| Februari/February   | 23 962         | 8 435          | 13 070         |
| Maret/March         | 22 262         | 10 553         | 12 355         |
| April/April         | 1 887          | 12 713         | 15 025         |
| Mei/May             | -              | 10 954         | 16 865         |
| Juni/June           | 1 429          | 16 674         | 21 266         |
| Juli/July           | 14 511         | 8 468          | 8 584          |
| Agustus/August      | 20 401         | 8 567          | 16 554         |
| September/September | 10 233         | 10 512         | 12 925         |
| Oktober/October     | 7 158          | 19 278         | 16 550         |
| November/November   | 9 194          | 18 569         | 18 744         |
| Desember/December   | 13 344         | 15 840         | 20 141         |
| <b>Jumlah</b>       | <b>156 466</b> | <b>151 404</b> | <b>187 470</b> |

Catatan/Note: ...

Sumber/Source: Bandar Udara H Hasan Aroeboesman/Airport Authorities H Hasan Aroeboesman



**Tabel**  
**Table** 8.1.14

**Banyaknya Kunjungan Kapal Penumpang Dan Barang Di Pelabuhan Ippi – Ende Dirinci Per Bulan, 2022**  
**Number of Ship Arrivals/Departures, Passengers Embraked/Disembraked and Loaded/Unloaded at Ippi Port by Month, 2022**

| Bulan<br>Month      | Kapal<br>Ship | Penumpang (Orang)<br>Passenger |                  | Barang (Ton)<br>Goods |                  |
|---------------------|---------------|--------------------------------|------------------|-----------------------|------------------|
|                     |               | Turun<br>Departures            | Naik<br>Embarked | Bongkar<br>Loaded     | Muat<br>Unloaded |
| (1)                 | (2)           | (3)                            | (4)              | (5)                   | (6)              |
| Januari/January     | 50            | 2 240                          | 2 959            | 49 802                | 21 176           |
| Februari/February   | 43            | 1 341                          | 1 662            | 33 485                | 19 326           |
| Maret/March         | 54            | 1 035                          | 2 090            | 34 254                | 19 775           |
| April/April         | 56            | 2 975                          | 3 131            | 38 092                | 24 572           |
| Mei/May             | 44            | 4 781                          | 5 169            | 21 749                | 18 618           |
| Juni/June           | 55            | 6 256                          | 5 452            | 34 698                | 15 401           |
| Juli/July           | 55            | 8 289                          | 6 258            | 40 030                | 17 339           |
| Agustus/August      | 54            | 4 816                          | 6 072            | 34 335                | 22 305           |
| September/September | 55            | 6 498                          | 4 738            | 54 078                | 18 921           |
| Oktober/October     | 48            | 4 553                          | 3 953            | 29 926                | 15 530           |
| November/November   | 56            | 4 190                          | 4 439            | 35 130                | 17 714           |
| Desember/December   | 48            | 6 282                          | 3 792            | 47 359                | 15 287           |
| <b>Jumlah</b>       |               |                                |                  |                       |                  |
| <b>2022</b>         | <b>618</b>    | <b>53 256</b>                  | <b>49 715</b>    | <b>452 938</b>        | <b>225 964</b>   |
| <b>2021</b>         | <b>605</b>    | <b>22 934</b>                  | <b>24 550</b>    | <b>465 448</b>        | <b>309 287</b>   |
| <b>2020</b>         | <b>665</b>    | <b>21 493</b>                  | <b>23 855</b>    | <b>442 541</b>        | <b>281 437</b>   |

Catatan/Note: ...

Sumber/Source: Administrator Pelabuhan Ippi - Ende

**Tabel 8.1.15** Banyaknya Kunjungan Kapal Penumpang Dan Barang Di Pelabuhan Ippi – Ende Menurut Jenis Pelayaran, 2022  
**Number of Ship Arrivals/Departures, Passangers Embraked/Disembraked and Loaded/Unloaded at Ippi Port by Type of Lines, 2022**

| Jenis Pelayaran<br>Type of Lines | Kapal<br>Ship | Penumpang (Orang)<br>Passenger |                  | Barang (Ton)<br>Goods |                  |
|----------------------------------|---------------|--------------------------------|------------------|-----------------------|------------------|
|                                  |               | Turun<br>Departures            | Naik<br>Embarked | Bongkar<br>Loaded     | Muat<br>Unloaded |
| (1)                              | (2)           | (3)                            | (4)              | (5)                   | (6)              |
| Nusantara                        | 75            | 33 113                         | 28 370           | -                     | -                |
| Lokal                            | 212           | -                              | -                | 159 300               | 125 120          |
| Khusus *)                        | 123           | 4                              | 4                | 181 113               | 100 844          |
| Perintis                         | -             | -                              | -                | -                     | -                |
| Penyeberangan                    | 162           | 20 139                         | 21 341           | -                     | -                |
| Rakyat                           | 46            | -                              | -                | 112525                | -                |
| <b>Jumlah</b>                    |               |                                |                  |                       |                  |
| <b>2022</b>                      | <b>618</b>    | <b>53 256</b>                  | <b>49 715</b>    | <b>452 938</b>        | <b>225 964</b>   |
| <b>2021</b>                      | <b>489</b>    | <b>22 934</b>                  | <b>24 549</b>    | <b>32 5455</b>        | <b>109 207</b>   |
| <b>2020</b>                      | <b>614</b>    | <b>21 493</b>                  | <b>24 702</b>    | <b>437 141</b>        | <b>113 111</b>   |

Catatan/Note: ...

Sumber/Source: Administrator Pelabuhan Ippi - Ende

**Tabel**  
**Table** 8.1.16

**Arus Kunjungan Kapal Laut Di Pelabuhan Ippi –Ende  
Menurut Jenis Pelayaran Dan Bulan, 2022  
Number of Ship Arrivals/Departures at Ippi Port by Type of  
Lines and Month, 2022**

| Bulan<br>Month      | Nusan-<br>tara<br>Archi-<br>pelago | Lokal<br>Local | Perintis<br>Pioneer | Khusus*)<br>Special | Rakyat<br>People | Penyebe-<br>-rangan<br>Crossing | Jumlah<br>Total |
|---------------------|------------------------------------|----------------|---------------------|---------------------|------------------|---------------------------------|-----------------|
| (1)                 | (2)                                | (3)            | (4)                 | (5)                 | (6)              | (7)                             | (8)             |
| Januari/January     | 7                                  | 17             | -                   | 11                  | 4                | 11                              | 50              |
| Februari/February   | 4                                  | 12             | -                   | 10                  | 4                | 13                              | 43              |
| Maret/March         | 2                                  | 20             | -                   | 11                  | 6                | 15                              | 54              |
| April/April         | 11                                 | 20             | -                   | 10                  | 5                | 10                              | 56              |
| Mei/May             | 7                                  | 17             | -                   | 11                  | 1                | 8                               | 44              |
| Juni/June           | 6                                  | 17             | -                   | 10                  | 5                | 17                              | 55              |
| Juli/July           | 6                                  | 20             | -                   | 11                  | 2                | 16                              | 55              |
| Agustus/August      | 7                                  | 18             | -                   | 9                   | 3                | 17                              | 54              |
| September/September | 6                                  | 20             | -                   | 9                   | 2                | 18                              | 55              |
| Oktober/October     | 8                                  | 16             | -                   | 9                   | 3                | 12                              | 48              |
| November/November   | 4                                  | 18             | -                   | 11                  | 8                | 15                              | 56              |
| Desember/December   | 7                                  | 17             | -                   | 11                  | 3                | 10                              | 48              |
| <b>Jumlah</b>       |                                    |                |                     |                     |                  |                                 |                 |
| <b>2022</b>         | <b>75</b>                          | <b>212</b>     | <b>-</b>            | <b>123</b>          | <b>46</b>        | <b>162</b>                      | <b>618</b>      |
| <b>2021</b>         | <b>62</b>                          | <b>181</b>     | <b>-</b>            | <b>-</b>            | <b>70</b>        | <b>176</b>                      | <b>489</b>      |
| <b>2020</b>         | <b>46</b>                          | <b>224</b>     | <b>-</b>            | <b>110</b>          | <b>80</b>        | <b>154</b>                      | <b>614</b>      |

Catatan/Note: ...

Sumber/Source: Administrator Pelabuhan Ippi - Ende

**Tabel 8.1.17** Volume Bongkar Barang Melalui Pelabuhan Ippi-Ende Menurut Jenis Pelayaran Dan Bulan, 2022  
*Cargo Unloaded at Ippi Port by Type of Lines and Month, 2022*

| Bulan<br>Month      | Nusan-<br>tara<br>Archi-<br>pelago | Lokal<br>Local | Perintis<br>Pioneer | Khusus*)<br>Special | Rakyat<br>People | Penyebe-<br>-rangan<br>Crossing | Jumlah<br>Total |
|---------------------|------------------------------------|----------------|---------------------|---------------------|------------------|---------------------------------|-----------------|
| (1)                 | (2)                                | (3)            | (4)                 | (5)                 | (6)              | (7)                             | (8)             |
| Januari/January     | -                                  | 19 500         | -                   | 17 285              | 13 017           | -                               | 49 802          |
| Februari/February   | -                                  | 9 500          | -                   | 16 600              | 7 385            | -                               | 33 485          |
| Maret/March         | -                                  | 9 500          | -                   | 17 192              | 7 562            | -                               | 34 254          |
| April/April         | -                                  | 12 500         | -                   | 16 195              | 9 397            | -                               | 38 092          |
| Mei/May             | -                                  | 1 800          | -                   | 18 556              | 1 393            | -                               | 21 749          |
| Juni/June           | -                                  | 17 500         | -                   | 6 426               | 10 772           | -                               | 34 698          |
| Juli/July           | -                                  | 21 500         | -                   | 6 426               | 12 104           | -                               | 40 030          |
| Agustus/August      | -                                  | 9 500          | -                   | 17 585              | 7 250            | -                               | 34 335          |
| September/September | -                                  | 15 500         | -                   | 27 928              | 10 650           | -                               | 54 078          |
| Oktober/October     | -                                  | 10 500         | -                   | 11 506              | 7 920            | -                               | 29 926          |
| November/November   | -                                  | 10 500         | -                   | 17 694              | 6 936            | -                               | 35 130          |
| Desember/December   | -                                  | 21 500         | -                   | 7 720               | 18 139           | -                               | 47 359          |
| <b>Jumlah</b>       |                                    |                |                     |                     |                  |                                 |                 |
| <b>2022</b>         | -                                  | <b>159 300</b> | -                   | <b>181 113</b>      | <b>112 525</b>   | -                               | <b>452 938</b>  |
| <b>2021</b>         | -                                  | <b>203 100</b> | -                   | -                   | <b>122 355</b>   | -                               | <b>325 455</b>  |
| <b>2020</b>         | -                                  | <b>223 700</b> | -                   | <b>107 706</b>      | <b>105 735</b>   | -                               | <b>437 141</b>  |

Catatan/Note: ...

Sumber/Source: Administrator Pelabuhan Ippi - Ende

**Tabel 8.1.18** Volume Muat Barang Melalui Pelabuhan Ippi-Ende Menurut Jenis Pelayaran Dan Bulan, 2022  
**Table** *Cargo Loaded at Ippi Port by Type of Lines and Month, 2022*

| Bulan<br>Month      | Nusan-<br>tara<br>Archi-<br>pelago | Lokal<br>Local | Perintis<br>Pioneer | Khusus*)<br>Special | Rakyat<br>People | Penyebe-<br>-rangan<br>Crossing | Jumlah<br>Total |
|---------------------|------------------------------------|----------------|---------------------|---------------------|------------------|---------------------------------|-----------------|
| (1)                 | (2)                                | (3)            | (4)                 | (5)                 | (6)              | (7)                             | (8)             |
| Januari/January     | -                                  | 13 174         | -                   | 8 002               | -                | -                               | 21 176          |
| Februari/February   | -                                  | 6 473          | -                   | 12 853              | -                | -                               | 19 326          |
| Maret/March         | -                                  | 10 905         | -                   | 8 870               | -                | -                               | 19 775          |
| April/April         | -                                  | 13 613         | -                   | 10 959              | -                | -                               | 24 572          |
| Mei/May             | -                                  | 8 298          | -                   | 10 320              | -                | -                               | 18 618          |
| Juni/June           | -                                  | 10 551         | -                   | 4 850               | -                | -                               | 15 401          |
| Juli/July           | -                                  | 12 489         | -                   | 4 850               | -                | -                               | 17 339          |
| Agustus/August      | -                                  | 11 655         | -                   | 10 650              | -                | -                               | 22 305          |
| September/September | -                                  | 8 071          | -                   | 10 850              | -                | -                               | 18 921          |
| Oktober/October     | -                                  | 9 430          | -                   | 6 100               | -                | -                               | 15 530          |
| November/November   | -                                  | 8 774          | -                   | 8 940               | -                | -                               | 17 714          |
| Desember/December   | -                                  | 11 687         | -                   | 3 600               | -                | -                               | 15 287          |
| <b>Jumlah</b>       |                                    |                |                     |                     |                  |                                 |                 |
| <b>2022</b>         | -                                  | <b>125 120</b> | -                   | <b>100 844</b>      | -                | -                               | <b>225 964</b>  |
| <b>2021</b>         | -                                  | <b>109 207</b> | -                   | -                   | -                | -                               | <b>109 207</b>  |
| <b>2020</b>         | -                                  | <b>113 111</b> | -                   | -                   | -                | -                               | <b>113 111</b>  |

Catatan/Note: ...

Sumber/Source: Administrator Pelabuhan Ippi - Ende

**Tabel 8.1.19** Banyaknya Penumpang Yang Datang Melalui Pelabuhan Ippi – Ende Menurut Jenis Pelayaran Dan Bulan, 2022  
**Number of Passengers Arrives at Ippi Port by Type of Lines and Month, 2022**

| Bulan<br>Month      | Nusan-<br>tara<br>Archi-<br>pelago | Lokal<br>Local | Perintis<br>Pioneer | Khusus*)<br>Special | Rakyat<br>People | Penyebu-<br>-rangan<br>Crossing | Jumlah<br>Total |
|---------------------|------------------------------------|----------------|---------------------|---------------------|------------------|---------------------------------|-----------------|
| (1)                 | (2)                                | (3)            | (4)                 | (5)                 | (6)              | (7)                             | (8)             |
| Januari/January     | 1 336                              | -              | -                   | -                   | -                | 904                             | 2 240           |
| Februari/February   | 666                                | -              | -                   | -                   | -                | 675                             | 1 341           |
| Maret/March         | 221                                | -              | -                   | -                   | -                | 814                             | 1 035           |
| April/April         | 1 839                              | -              | -                   | -                   | -                | 1 136                           | 2 975           |
| Mei/May             | 3 440                              | -              | -                   | -                   | -                | 1 341                           | 4 781           |
| Juni/June           | 3 864                              | -              | -                   | -                   | -                | 2 392                           | 6 256           |
| Juli/July           | 4 139                              | -              | -                   | -                   | -                | 4 150                           | 8 289           |
| Agustus/August      | 3 118                              | -              | -                   | -                   | -                | 1 698                           | 4 816           |
| September/September | 4 764                              | -              | -                   | -                   | -                | 1 734                           | 6 498           |
| Oktober/October     | 3 263                              | -              | -                   | -                   | -                | 1 290                           | 4 553           |
| November/November   | 2 032                              | -              | -                   | 4                   | -                | 2 154                           | 4 190           |
| Desember/December   | 4 431                              | -              | -                   | -                   | -                | 1 851                           | 6 282           |
| <b>Jumlah</b>       |                                    |                |                     |                     |                  |                                 |                 |
| <b>2022</b>         | <b>33 113</b>                      | -              | -                   | <b>4</b>            | -                | <b>20 139</b>                   | <b>53 256</b>   |
| <b>2021</b>         | <b>10 323</b>                      | -              | -                   | -                   | -                | <b>12 611</b>                   | <b>22 934</b>   |
| <b>2020</b>         | <b>11 154</b>                      | -              | -                   | <b>82</b>           | -                | <b>10 257</b>                   | <b>21 493</b>   |

Catatan/Note: ...

Sumber/Source: Administrator Pelabuhan Ippi - Ende

**Tabel 8.1.20**  
**Table**

**Banyaknya Penumpang Yang Berangkat Melalui Pelabuhan Ippi – Ende Menurut Jenis Pelayaran Dan Bulan, 2022**  
**Number of Passengers Departures at Ippi Port by Type of Lines and Month, 2022**

| Bulan<br>Month      | Nusan-<br>tara<br>Archi-<br>pelago | Lokal<br>Local | Perintis<br>Pioneer | Khusus*)<br>Special | Rakyat<br>People | Penyebu-<br>-rangan<br>Crossing | Jumlah<br>Total |
|---------------------|------------------------------------|----------------|---------------------|---------------------|------------------|---------------------------------|-----------------|
| (1)                 | (2)                                | (3)            | (4)                 | (5)                 | (6)              | (7)                             | (8)             |
| Januari/January     | 1 828                              | -              | -                   | -                   | -                | 1 131                           | 2 959           |
| Februari/February   | 854                                | -              | -                   | -                   | -                | 808                             | 1 662           |
| Maret/March         | 566                                | -              | -                   | -                   | -                | 1 524                           | 2 090           |
| April/April         | 1 672                              | -              | -                   | -                   | -                | 1 459                           | 3 131           |
| Mei/May             | 4 117                              | -              | -                   | -                   | -                | 1 052                           | 5 169           |
| Juni/June           | 3 179                              | -              | -                   | -                   | -                | 2 273                           | 5 452           |
| Juli/July           | 3 269                              | -              | -                   | -                   | -                | 2 989                           | 6 258           |
| Agustus/August      | 3 300                              | -              | -                   | -                   | -                | 2 772                           | 6 072           |
| September/September | 2 813                              | -              | -                   | -                   | -                | 1 925                           | 4 738           |
| Oktober/October     | 2 483                              | -              | -                   | -                   | -                | 1 470                           | 3 953           |
| November/November   | 1 914                              | -              | -                   | 4                   | -                | 2 521                           | 4 439           |
| Desember/December   | 2 375                              | -              | -                   | -                   | -                | 1 417                           | 3 792           |
| <b>Jumlah</b>       |                                    |                |                     |                     |                  |                                 |                 |
| <b>2022</b>         | <b>28 370</b>                      | <b>-</b>       | <b>-</b>            | <b>4</b>            | <b>-</b>         | <b>21 341</b>                   | <b>49 715</b>   |
| <b>2021</b>         | <b>8 968</b>                       | <b>-</b>       | <b>-</b>            | <b>-</b>            | <b>-</b>         | <b>15 581</b>                   | <b>24 549</b>   |
| <b>2020</b>         | <b>10 308</b>                      | <b>-</b>       | <b>-</b>            | <b>82</b>           | <b>-</b>         | <b>14 312</b>                   | <b>24 702</b>   |

Catatan/Note: ...

Sumber/Source: Administrator Pelabuhan Ippi - Ende

## 8.2 KOMUNIKASI COMMUNICATION

**Tabel 8.2.1** Jumlah Kantor Pos Pembantu Menurut Kecamatan di Kabupaten Ende, 2019-2022  
*Number of Post Offices Subsidiaries by Subdistrict in Ende Regency, 2019-2022*

| Kecamatan<br>Subdistrict | 2019     | 2020     | 2021     | 2022     |
|--------------------------|----------|----------|----------|----------|
| (1)                      | (2)      | (3)      | (4)      | (5)      |
| 010. Nangapanda          | 1        | 1        | 1        | 1        |
| 011. Pulau Ende          | -        | -        | -        | -        |
| 012. Maukaro             | -        | -        | -        | -        |
| 020. Ende                | 1        | 1        | 1        | -        |
| 030. Ende Selatan        | -        | -        | -        | -        |
| 031. Ende Timur          | -        | -        | -        | -        |
| 032. Ende Tengah         | -        | -        | -        | 1        |
| 033. Ende Utara          | 1        | 1        | 1        | 1        |
| 040. Ndona               | -        | -        | -        | 1        |
| 041. Ndona Timur         | -        | -        | -        | -        |
| 050. Wolowaru            | 1        | 1        | 1        | 1        |
| 051. Wolojita            | -        | -        | -        | -        |
| 052. Lio Timur           | -        | -        | -        | -        |
| 053. Kelimutu            | -        | -        | -        | 1        |
| 054. Ndori               | -        | -        | -        | -        |
| 060. Maurole             | 1        | 1        | 1        | 1        |
| 061. Kotabaru            | -        | -        | -        | -        |
| 062. Detukeli            | -        | -        | -        | -        |
| 063. Lepembusu Kelisoke  | -        | -        | -        | -        |
| 070. Detusoko            | 1        | 1        | 1        | 1        |
| 071. Wewaria             | -        | -        | -        | -        |
| <b>Kabupaten Ende</b>    | <b>6</b> | <b>6</b> | <b>6</b> | <b>8</b> |

Catatan/Note: ...

Sumber/Source: PT Pos Indonesia (Persero) Kantor Pos Ende/Post Indonesia Co. Ltd Ende Post Office



# PERBANKAN, KOPERASI, DAN HARGA-HARGA

Terdapat **116** Koperasi  
di Kabupaten Ende dan  
Sebanyak  
**4** Kecamatan Belum  
Ada Koperasi

KOPERASI



**PENJELASAN TEKNIS**

1. Koperasi adalah badan usaha yang beranggotakan orang seorang atau badan hukum koperasi dengan melandaskan kegiatannya berdasarkan prinsip koperasi sekaligus sebagai gerakan ekonomi rakyat yang berdasar atas asas kekeluargaan.


**TECHNICAL NOTES**

1. *Cooperative is an establishment that its members are people or establishments with legal status of cooperative and its activities based or people economic movement*

<https://endekab.bps.go.id>

**Gambar** 9.1  
**Figures**

**Jumlah Koperasi Aktif di Kabupaten Ende, 2019–2022**  
*Number of Active Cooperative in Ende Regency, 2019–2022*



Sumber/Source : Dinas Koperasi Usaha Kecil dan Menengah Kabupaten Ende

**Tabel 9.1** Jumlah Koperasi Aktif Menurut Kecamatan di Kabupaten Ende, 2019–2022  
**Table 9.1** Number of Active Cooperative by Subdistrict in Ende Regency, 2019–2022

| Kecamatan<br>Subdistrict | 2019      | 2020       | 2021       | 2022       |
|--------------------------|-----------|------------|------------|------------|
| (1)                      | (2)       | (3)        | (4)        | (5)        |
| 010. Nangapanda          | 6         | 9          | 9          | 9          |
| 011. Pulau Ende          | 1         | 1          | 1          | 1          |
| 012. Maukaro             | 2         | 2          | 2          | 2          |
| 020. Ende                | 7         | 9          | 9          | 11         |
| 030. Ende Selatan        | 13        | 9          | 10         | 10         |
| 031. Ende Timur          | 13        | 14         | 14         | 14         |
| 032. Ende Tengah         | 25        | 26         | 26         | 29         |
| 033. Ende Utara          | 7         | 12         | 13         | 14         |
| 040. Ndona               | 2         | 2          | 2          | 2          |
| 041. Ndona Timur         | 2         | 2          | 2          | 2          |
| 050. Wolowaru            | 6         | 6          | 6          | 6          |
| 051. Wolojita            | 2         | 2          | 2          | 2          |
| 052. Lio Timur           | 1         | 1          | 1          | 1          |
| 053. Kelimutu            | -         | -          | -          | -          |
| 054. Ndori               | 1         | 1          | 1          | 2          |
| 060. Maurole             | -         | -          | -          | -          |
| 061. Kotabaru            | 1         | 1          | 1          | 2          |
| 062. Detukeli            | -         | -          | -          | -          |
| 063. Lepembusu Kelisoke  | -         | -          | -          | -          |
| 070. Detusoko            | 4         | 5          | 5          | 5          |
| 071. Wewaria             | 4         | 4          | 4          | 4          |
| <b>Kabupaten Ende</b>    | <b>97</b> | <b>106</b> | <b>108</b> | <b>116</b> |

Catatan/Note: ...

Sumber/Source: Dinas Koperasi Usaha Kecil dan Menengah Kabupaten Ende

**Tabel**  
**Table** 9.2**Jumlah Koperasi Menurut Jenis Koperasi dan Kecamatan di Kabupaten Ende, 2022**  
**Number of Cooperative by Kind of Cooperative and Subdistrict in Ende Regency, 2022**

| Kecamatan<br>Subdistrict | Jenis Koperasi/ Kind of Cooperative |          |          |          |                |           |
|--------------------------|-------------------------------------|----------|----------|----------|----------------|-----------|
|                          | KUD                                 | KPRI/KPN | KOPKAR   | KOPPAS   | KSP/<br>KOPDIT | KSU       |
| (1)                      | (2)                                 | (3)      | (4)      | (5)      | (6)            | (7)       |
| 010. Nangapanda          | 1                                   | -        | -        | -        | 4              | -         |
| 011. Pulau Ende          | -                                   | -        | -        | -        | -              | -         |
| 012. Maukaro             | -                                   | -        | -        | -        | 1              | -         |
| 020. Ende                | -                                   | -        | -        | -        | 6              | 3         |
| 030. Ende Selatan        | 2                                   | -        | 1        | -        | 3              | 1         |
| 031. Ende Timur          | 1                                   | -        | -        | 1        | 4              | 2         |
| 032. Ende Tengah         | 1                                   | 4        | 3        | 1        | 12             | 15        |
| 033. Ende Utara          | -                                   | -        | -        | 1        | 3              | 1         |
| 040. Ndona               | -                                   | -        | -        | -        | -              | 2         |
| 041. Ndona Timur         | -                                   | -        | -        | -        | -              | 2         |
| 050. Wolowaru            | 1                                   | -        | -        | -        | 1              | 3         |
| 051. Wolojita            | -                                   | -        | -        | -        | -              | 1         |
| 052. Lio Timur           | 1                                   | -        | -        | -        | -              | 1         |
| 053. Kelimutu            | -                                   | -        | -        | -        | -              | 1         |
| 054. Ndori               | -                                   | -        | -        | -        | 1              | -         |
| 060. Maurole             | -                                   | -        | -        | -        | -              | -         |
| 061. Kotabaru            | 1                                   | -        | -        | -        | 1              | 1         |
| 062. Detukeli            | -                                   | -        | -        | -        | -              | -         |
| 063. Lepembusu Kelisoke  | -                                   | -        | -        | -        | -              | -         |
| 070. Detusoko            | 1                                   | -        | -        | -        | -              | 1         |
| 071. Wewaria             | 1                                   | -        | -        | -        | -              | 1         |
| <b>Kabupaten Ende</b>    | <b>10</b>                           | <b>4</b> | <b>4</b> | <b>3</b> | <b>36</b>      | <b>35</b> |

Lanjutan Tabel/Continued Table 9.2

| Kecamatan<br>Subdistrict | Jenis Koperasi/ Kind of Cooperative |               |                      |                  |                  | Jumlah<br>Total |
|--------------------------|-------------------------------------|---------------|----------------------|------------------|------------------|-----------------|
|                          | KOP<br>PERTANIAN                    | KOP<br>WANITA | KOP<br>SEKTOR<br>RIL | KOP<br>PENSIUNAN | Lainnya<br>Other |                 |
| (1)                      | (8)                                 | (9)           | (10)                 | (11)             | (12)             | (13)            |
| 010. Nangapanda          | 1                                   | 1             | 2                    | -                | -                | 9               |
| 011. Pulau Ende          | -                                   | 1             | -                    | -                | 1                | 2               |
| 012. Maukaro             | -                                   | -             | -                    | -                | -                | 1               |
| 020. Ende                | 2                                   | -             | 2                    | -                | -                | 13              |
| 030. Ende Selatan        | -                                   | 1             | 1                    | -                | 1                | 10              |
| 031. Ende Timur          | -                                   | -             | 1                    | -                | -                | 9               |
| 032. Ende Tengah         | -                                   | 4             | 1                    | 2                | 2                | 45              |
| 033. Ende Utara          | -                                   | 2             | 2                    | -                | 3                | 12              |
| 040. Ndona               | -                                   | -             | -                    | -                | -                | 2               |
| 041. Ndona Timur         | -                                   | -             | -                    | -                | -                | 2               |
| 050. Wolowaru            | -                                   | 1             | -                    | -                | -                | 6               |
| 051. Wolojita            | -                                   | 1             | 1                    | -                | -                | 3               |
| 052. Lio Timur           | -                                   | -             | -                    | -                | -                | 2               |
| 053. Kelimutu            | -                                   | -             | -                    | -                | -                | 1               |
| 054. Ndori               | 1                                   | -             | -                    | -                | -                | 2               |
| 060. Maurole             | -                                   | -             | -                    | -                | -                | -               |
| 061. Kotabaru            | -                                   | -             | -                    | -                | -                | 3               |
| 062. Detukeli            | -                                   | -             | -                    | -                | -                | -               |
| 063. Lepembusu Kelisoke  | -                                   | -             | -                    | -                | -                | -               |
| 070. Detusoko            | 2                                   | -             | 1                    | -                | -                | 5               |
| 071. Wewaria             | 1                                   | -             | -                    | -                | 1                | 4               |
| <b>Kabupaten Ende</b>    | <b>7</b>                            | <b>11</b>     | <b>11</b>            | <b>2</b>         | <b>8</b>         | <b>131</b>      |

Catatan/Note: ...

Sumber/Source: Dinas Koperasi Usaha Kecil dan Menengah Kabupaten Ende

BAB

10

# PENGELUARAN PENDUDUK

## PERSENTASE PENGELUARAN PER KAPITA SEBULAN

55,58%



MAKANAN

44,42%



BUKAN  
MAKANAN







**PENJELASAN TEKNIS**

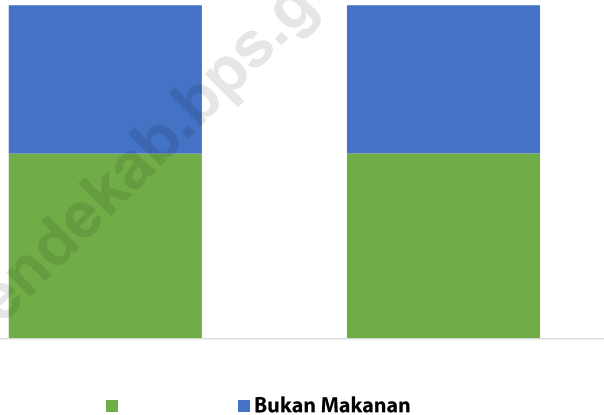
1. Rata-rata pengeluaran per kapita sebulan adalah biaya yang dikeluarkan untuk konsumsi semua anggota rumah tangga selama sebulan dibagi dengan banyaknya anggota rumah tangga. Pengeluaran untuk konsumsi makanan dihitung selama seminggu terakhir, sedangkan konsumsi bukan makanan dihitung sebulan dan setahun terakhir. Baik konsumsi makanan maupun bukan makanan selanjutnya dikonversikan ke dalam pengeluaran rata-rata sebulan. Angka konsumsi/pengeluaran rata-rata per kapita yang disajikan dalam publikasi ini diperoleh dari hasil bagi jumlah konsumsi seluruh rumah tangga (baik mengonsumsi makanan maupun tidak) terhadap jumlah penduduk.
2. Konsumsi kalori dan protein dihitung dengan mengalikan kuantitas setiap makanan yang dikonsumsi dengan nilai kandungan kalori dan protein setiap jenis makanan berdasarkan daftar konversi zat gizi.

**TECHNICAL NOTES**

1. *Average monthly expenditure per capita is the cost incurred for the consumption of all household members for a month divided by the number of household members. Spending on food consumption is calculated during the past week, while non-food consumption is calculated in the past month and year. Both food consumption and non-food consumption are subsequently converted into an average expenditure of one month. The average per capita consumption / expenditure figures presented in this publication are derived from the quotient of the total consumption of all households (both food and non-food consumption) of the total population.*
2. *Calorie and protein consumption is calculated by multiplying the quantity of each food consumed by the value of the calorie and protein content of each food type based on a list of nutrient conversions.*

**Gambar** 10.1  
**Figures**

**Persentase Pengeluaran per Kapita Sebulan Menurut Kelompok Komoditas di Kabupaten Ende, 2021 dan 2022**  
*Percentage of Monthly Expenditure per Capita by Commodity Group in Ende Regency, 2021 and 2022*



Sumber/Source : BPS, Survei Sosial Ekonomi Nasional (Susenas) Maret/BPS-Statistics Indonesia, National Socioeconomic Survey March

**Tabel**  
**Table** 10.1

**Rata-rata Pengeluaran per Kapita Sebulan Menurut Kelompok Komoditas (rupiah) di Kabupaten Ende, 2021 dan 2022**  
**Monthly Average Expenditure per Capita by Commodity Group (rupiahs) in Ende Regency, 2021 and 2022**

| <b>Kelompok Komoditas/Commodity Group</b>                                     | <b>2021</b>    | <b>2022</b>      |
|---|----------------|------------------|
| (1)   | (2)            | (3)              |
| <b>Makanan/Food</b>   |                |                  |
| Padi-padian/ <i>Cereals</i>   | 118 947        | 116 635          |
| Umbi-umbian/ <i>Tubers</i>  | 13 245         | 17 554           |
| Ikan/udang/cumi/kerang/ <i>Fish/shrimp/common squid/shells</i>                | 52 762         | 57 332           |
| Daging/ <i>Meat</i>   | 16 053         | 22 123           |
| Telur dan susu/ <i>Eggs and milk</i>  | 21 564         | 22 668           |
| Sayur-sayuran/ <i>Vegetables</i>  | 57 864         | 62 490           |
| Kacang-kacangan/ <i>Legumes</i>   | 7 595          | 8 345            |
| Buah-buahan/ <i>Fruits</i>  | 15 936         | 18 392           |
| Minyak dan kelapa/ <i>Oil and coconut</i>                                     | 13 665         | 18 569           |
| Bahan minuman/ <i>Beverage stuffs</i>   | 16 903         | 19 693           |
| Bumbu-bumbuan/ <i>Spices</i>  | 8 243          | 9 378            |
| Konsumsi lainnya/ <i>Miscellaneous food items</i>                             | 6 906          | 7 619            |
| Makanan dan minuman jadi/ <i>Prepared food and beverages</i>                  | 103 808        | 115 828          |
| Rokok/ <i>Cigarettes</i>  | 47 526         | 63 893           |
| <b>Jumlah makanan/Total food</b>  | <b>501 016</b> | <b>560 519</b>   |
| <b>Bukan makanan/Non-food</b>   |                |                  |
| Perumahan dan fasilitas rumah tangga/ <i>Housing and household facilities</i> | 198 766        | 250 742          |
| Aneka komoditas dan jasa/ <i>Goods and services</i>                           | 107 709        | 99 833           |
| Pakaian alas kaki dan tutup kepala/ <i>Clothing footwear and headgear</i>     | 20 002         | 19 455           |
| Komoditas tahan lama/ <i>Durable goods</i>                                    | 31 342         | 19 544           |
| Pajak pungutan dan asuransi/ <i>Taxes and insurance</i>                       | 37 759         | 45 621           |
| Keperluan pesta dan upacara/kenduri/ <i>Parties and ceremonies</i>            | 5 715          | 12 735           |
| <b>Jumlah bukan makanan/Total non-food</b>                                    | <b>401 293</b> | <b>447 930</b>   |
| <b>Jumlah/Total</b>   | <b>902 309</b> | <b>1 008 449</b> |

Catatan/Note: ...

Sumber/Source: BPS, Survei Sosial Ekonomi Nasional (Susenas) Maret/BPS-Statistics Indonesia, National Socioeconomic Survey March

**Tabel**  
**Table** 10.2**Persentase Pengeluaran per Kapita Sebulan Menurut Kelompok Komoditas di Kabupaten Ende, 2021 dan 2022**  
**Percentage of Monthly Expenditure per Capita by Commodity Group in Ende Regency, 2021 and 2022**

| <b>Kelompok Komoditas/Commodity Group</b>                                     | <b>2021</b>   | <b>2022</b>   |
|---|---------------|---------------|
| (1)   | (2)           | (3)           |
| <b>Makanan/Food</b>   |               |               |
| Padi-padian/ <i>Cereals</i>   | 13,18         | 11,57         |
| Umbi-umbian/ <i>Tubers</i>  | 1,47          | 1,74          |
| Ikan/udang/cumi/kerang/ <i>Fish/shrimp/common squid/shells</i>                | 5,85          | 5,69          |
| Daging/ <i>Meat</i>   | 1,78          | 2,19          |
| Telur dan susu/ <i>Eggs and milk</i>  | 2,39          | 2,25          |
| Sayur-sayuran/ <i>Vegetables</i>  | 6,41          | 6,20          |
| Kacang-kacangan/ <i>Legumes</i>   | 0,84          | 0,83          |
| Buah-buahan/ <i>Fruits</i>  | 1,77          | 1,82          |
| Minyak dan kelapa/ <i>Oil and coconut</i>                                     | 1,51          | 1,84          |
| Bahan minuman/ <i>Beverage stuffs</i>   | 1,87          | 1,95          |
| Bumbu-bumbuan/ <i>Spices</i>  | 0,91          | 0,93          |
| Konsumsi lainnya/ <i>Miscellaneous food items</i>                             | 0,77          | 0,76          |
| Makanan dan minuman jadi/ <i>Prepared food and beverages</i>                  | 11,50         | 11,49         |
| Rokok/ <i>Cigarettes</i>  | 5,27          | 6,34          |
| <b>Jumlah makanan/Total food</b>  | <b>55,53</b>  | <b>55,58</b>  |
| <b>Bukan makanan/Non-food</b>   |               |               |
| Perumahan dan fasilitas rumah tangga/ <i>Housing and household facilities</i> | 22,03         | 24,86         |
| Aneka komoditas dan jasa/ <i>Goods and services</i>                           | 11,94         | 9,90          |
| Pakaian, alas kaki, dan tutup kepala/ <i>Clothing, footwear, and headgear</i> | 2,22          | 1,93          |
| Komoditas tahan lama/ <i>Durable goods</i>                                    | 3,47          | 1,94          |
| Pajak, pungutan, dan asuransi/ <i>Taxes and insurance</i>                     | 4,18          | 4,52          |
| Keperluan pesta dan upacara/kenduri/ <i>Parties and ceremonies</i>            | 0,63          | 1,26          |
| <b>Jumlah bukan makanan/Total non-food</b>                                    | <b>44,47</b>  | <b>44,42</b>  |
| <b>Jumlah/Total</b>   | <b>100,00</b> | <b>100,00</b> |

Catatan/Note: ...

Sumber/Source: BPS, Survei Sosial Ekonomi Nasional (Susenas) Maret/BPS-Statistics Indonesia, National Socioeconomic Survey March

**Tabel**  
**Table** 10.3**Persentase Penduduk Menurut Golongan Pengeluaran Per Kapita Sebulan di Kabupaten Ende, 2022**  
*Percentage of Population by Per Capita Spending Group a Month in Ende Regency, 2022*

| <b>Golongan Pengeluaran</b><br><i>Spending Group</i><br><b>(Rp)</b> | <b>Persentase Penduduk</b><br><i>Percentage of Population</i> |
|---|---|
| (1)   | (2)   |
| < 150 000   | 0,00  |
| 150 000–199 999   | 0,00  |
| 200 000–299 999   | 0,02  |
| 300 000–499 999   | 12,28   |
| 500 000–749 999   | 28,51   |
| 750 000–999 999   | 21,73   |
| ≥ 1 000 000   | 37,46   |
| <b>Jumlah/Total</b>   | <b>100,00</b>   |

Catatan/Note: ...

Sumber/Source: BPS, Survei Sosial Ekonomi Nasional (Susenas) Maret/BPS-Statistics Indonesia, National Socioeconomic Survey March



BAB

11

# PERDAGANGAN

TERDAPAT

35<sup>Pasar</sup>

DI KAB. ENDE







**PENJELASAN TEKNIS**

1. Data jumlah pasar diambil dari pendataan Potensi Desa yang dilakukan oleh BPS.

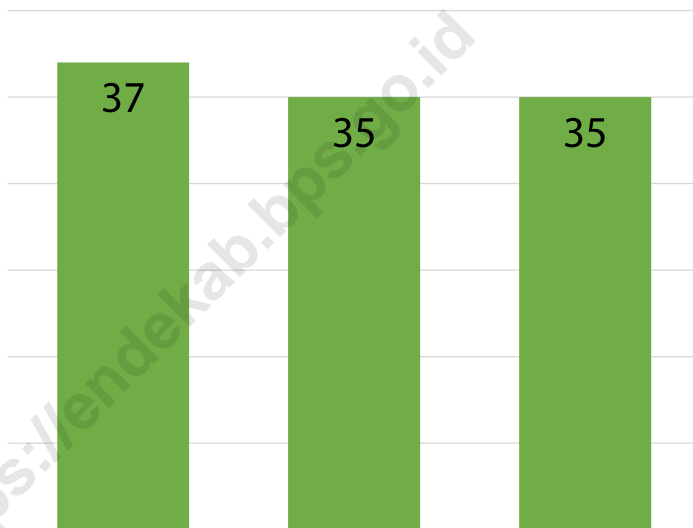
**TECHNICAL NOTES**

1. *Data on Number of Traditional Market is taken from Potensi Desa collection.*

<https://endekab.bps.go.id>

**Gambar** 11.1  
**Figures**

**Jumlah Pasar di Kabupaten Ende, 2019–2021**  
**Number of Traditional Market in Ende Regency, 2019-2021**



Sumber/Source : BPS, Pendataan Potensi Desa

**Tabel**  
**Table** 11.1

**Jumlah Pasar Menurut Kecamatan di Kabupaten Ende,  
2019–2021**  
*Number of Traditional Market by Sub District in Ende  
Regency, 2019-2021*

| Kecamatan<br>Subdistrict | 2019      | 2020      | 2021      |
|--------------------------|-----------|-----------|-----------|
| (1)                      | (2)       | (3)       | (4)       |
| 010. Nangapanda          | 1         | 1         | 1         |
| 011. Pulau Ende          | -         | -         | -         |
| 012. Maukaro             | 2         | 2         | 2         |
| 020. Ende                | -         | -         | 1         |
| 030. Ende Selatan        | 1         | 1         | 1         |
| 031. Ende Timur          | 1         | 1         | 1         |
| 032. Ende Tengah         | 1         | 1         | 1         |
| 033. Ende Utara          | -         | -         | -         |
| 040. Ndona               | -         | -         | -         |
| 041. Ndona Timur         | 3         | 3         | 2         |
| 050. Wolowaru            | 2         | 2         | 2         |
| 051. Wolojita            | 2         | 2         | 2         |
| 052. Lio Timur           | 1         | 1         | 1         |
| 053. Kelimutu            | 2         | 2         | 2         |
| 054. Ndori               | 1         | 1         | 1         |
| 060. Maurole             | 5         | 4         | 4         |
| 061. Kotabaru            | 3         | 3         | 4         |
| 062. Detukeli            | 2         | 2         | 2         |
| 063. Lepembusu Kelisoke  | 5         | 5         | 4         |
| 070. Detusoko            | 2         | 1         | 1         |
| 071. Wewaria             | 3         | 3         | 3         |
| <b>Kabupaten Ende</b>    | <b>37</b> | <b>35</b> | <b>35</b> |

Catatan/Note: ...

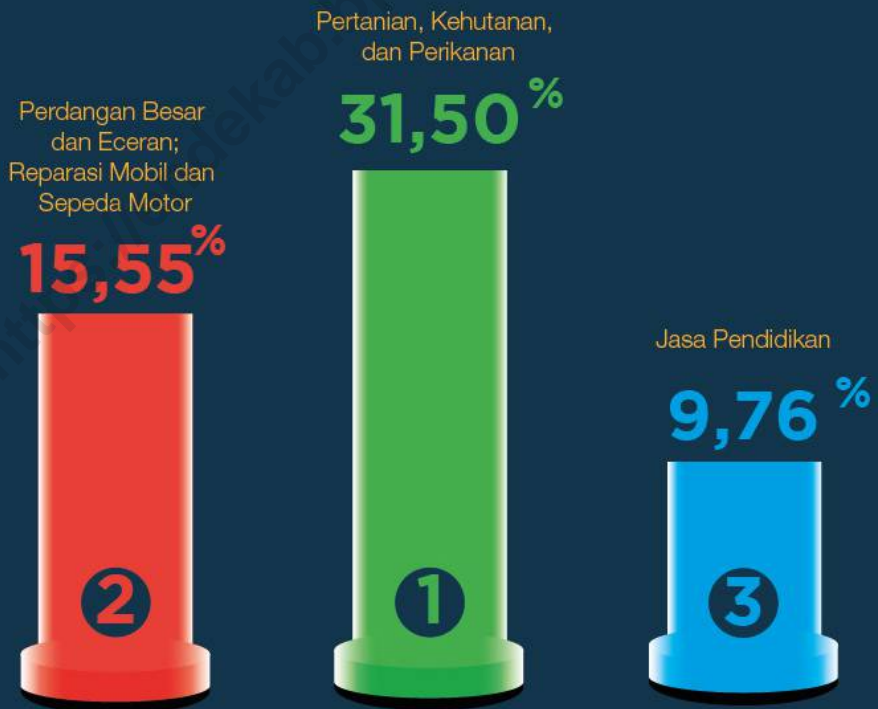
Sumber/Source: BPS, Pendataan Potensi Desa



# SISTEM NERACA REGIONAL



Pertanian, Kehutanan, dan Perikanan  
menjadi kontributor terbesar  
ekonomi Kabupaten Ende



Distribusi Persentase PDRB Atas Dasar Harga Berlaku  
Menurut Lapangan Usaha di Kabupaten Ende, 2022



**PENJELASAN TEKNIS****TECHNICAL NOTES**

- |  |  |
|--|--|
| <p>1. Produk Domestik Bruto (PDRB) pada tingkat nasional serta Produk Domestik Regional Bruto (PDRB) pada tingkat regional (Kabupaten) menggambarkan kemampuan suatu wilayah untuk menciptakan output (nilai tambah) pada suatu waktu tertentu. Untuk menyusun PDB maupun PDRB digunakan 2 pendekatan yaitu sektoral dan penggunaan. Keduanya ini menyajikan komposisi data nilai tambah dirinci menurut sumber kegiatan ekonomi (sektoral) dan menurut komponen penggunaannya. PDB maupun PDRB dari sisi sektoral merupakan penjumlahan seluruh komponen nilai tambah bruto yang mampu diciptakan oleh sektor-sektor ekonomi atas berbagai aktivitas produksinya. Sedangkan dari sisi penggunaan menjelaskan tentang penggunaan dari nilai tambah tersebut.</p> | <p>1. <i>The basic measure of the output arising from economic activity is known as Gross Domestic Product (GDP) at the national level (provinces/regencies/municipalities). To compile these statistics, two approaches have been used, i.e. "production approach" and "expenditure approach". The first approach is to measure value added produced by various kinds of economic activities, while the second approach is to measure final uses of the country's output. In other words, GDP/GRDP is the sum of total value added produced by all economic sectors (activities) and the way of using it.</i></p> |
| <p>2. Penyajian PDB menurut sektor dirinci menurut total nilai tambah dari seluruh sektor ekonomi yang mencakup sektor Pertanian, Pertambangan &amp; Penggalian; Industri Pengolahan; Listrik, Gas &amp; Air Bersih; Konstruksi; Perdagangan, Restoran, &amp; Hotel; Pengangkutan &amp; Komunikasi; Lembaga Keuangan; dan Jasa-jasa.</p>   | <p>2. <i>GDP by sector is classified by types of economic activities such as Agriculture; Mining &amp; Quarrying; Manufacturing; Electricity, Gas &amp; Water Supply; Construction; wholesale &amp; Retail Trade, Restaurants &amp; Hotel; Transport and Communication; Finance, Insurance, Real Estate &amp; Business Services; and other Services.</i></p>   |
| <p>3. Pengeluaran konsumsi</p>   | <p>3. <i>Government consumption</i></p>  |

pemerintah mencakup pengeluaran pemerintah untuk belanja pegawai, penyusunan maupun belanja barang (termasuk biaya perjalanan, pemeliharaan dan pengeluaran rutin lainnya), baik yang dilakukan oleh pemerintah pusat maupun daerah.

*expenditures consist of expenditures for the compensation of employees, capital consumption (including travel allowance, maintenance cost, and other routine expenditures) spent by either central or local government.*

4. Produk Domestik Bruto maupun agregat turunannya disajikan dalam 2 (dua) versi penilaian, yaitu atas dasar "harga belaku " dan atas dasar " harga konstan". Disebut sebagai harga berlaku karena seluruh agregat dinilai dengan menggunakan harga konstan penilaiannya didasarkan kepada harga suatu tahun berjalan, sedangkan harga konstan penilaiannya didasarkan kepada harga satu tahun dasar tertentu. Dalam publikasi di sini digunakan harga tahun 2000 sebagai dasar penilaian.

4. *GDP and its aggregations are presented in two forms: at current market prices and at constant base year market prices. In presenting current market prices, all aggregates are valued at current market prices, while base year constant market prices are shown by valuing all aggregates at fixed base year prices. Year of 2000 is used as the base year in this publication.*

5. Laju Pertumbuhan Produk Domestik Bruto diperoleh dari perhitungan PDB atas dasar harga konstan. Diperoleh dengan cara mengurangi nilai PDB pada tahun ke-n terhadap nilai pada tahun ke n-1 (tahun sebelumnya), dibagi dengan nilai pada tahun ke n-1, kemudian dikalikan dengan 100 persen. Laju pertumbuhan menunjukkan perkembangan agregat pendapatan dari satu waktu tertentu

5. *Growth rate of Gross Domestic Product (GDP) is derived from GDP at constant market prices. It is obtained by subtracting the value of GDP year n with the value of GDP year n-1, divided by the value of GDP year n-1 then multiplied by 100 percent. The growth rate of GDP explains the income growth during the given period.*



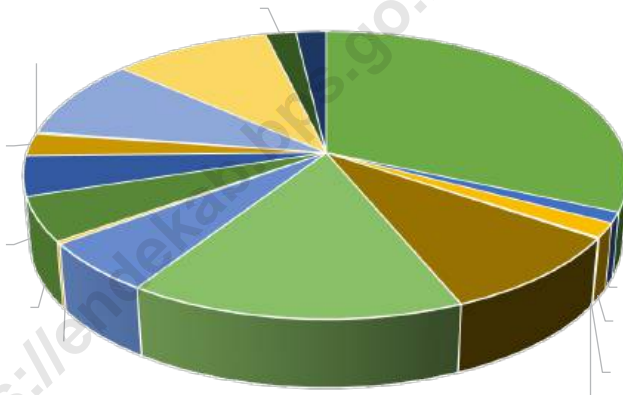
terhadap waktu sebelumnya.

6. Pendapatan nasional per kapita adalah pendapatan nasional atau Produk Nasional Neto atas dasar biaya faktor, dibagi dengan jumlah penduduk pertengahan tahun.
6. *Per capita national income is national income or net national product at factor costs divided by mid-year population.*

<https://endekab.bps.go.id>

**Gambar** 12.1  
**Figures**

**Distribusi Persentase Produk Domestik Regional Bruto Atas Dasar Harga Berlaku Menurut Lapangan Usaha di Kabupaten Ende, 2022**  
*Percentage Distribution of Gross Regional Domestic Product at Current Market Prices by Industry in Ende Regency, 2022*



Sumber/Source : BPS, berbagai sensus, survei dan sumber lain/BPS-Statistics Indonesia, various census, survey, and other sources

**Tabel**  
**Table** 12.1.

**Produk Domestik Regional Bruto Atas Dasar Harga Berlaku Menurut Lapangan Usaha di Kabupaten Ende (Miliar rupiah), 2018–2022**  
**Gross Regional Domestic Product at Current Market Prices by Industry in Ende Regency (Billions rupiah), 2018–2022**

| Lapangan Usaha/Industry  | 2018     | 2019     | 2020     | 2021*    | 2022**   |
|--|----------|----------|----------|----------|----------|
| (1)  | (2)      | (3)      | (4)      | (5)      | (6)      |
| A Pertanian, Kehutanan, dan Perikanan/ <i>Agriculture, Forestry, and Fishing</i>   | 1 609,77 | 1 725,58 | 1 792,26 | 1 938,99 | 2 139,45 |
| B Pertambangan dan Penggalian/ <i>Mining and Quarrying</i>   | 72,84    | 77,20    | 76,19    | 76,92    | 80,56    |
| C Industri Pengolahan/ <i>Manufacturing</i>  | 84,48    | 100,48   | 98,29    | 98,26    | 110,38   |
| D Pengadaan Listrik dan Gas/ <i>Electricity and Gas</i>  | 3,80     | 3,82     | 4,24     | 4,38     | 4,91     |
| E Pengadaan Air; Pengelolaan Sampah, Limbah, dan Daur Ulang/ <i>Water Supply; Sewerage, Waste Management, and Remediation Activities</i>     | 3,39     | 3,57     | 3,84     | 4,20     | 4,45     |
| F Konstruksi/ <i>Construction</i>  | 607,94   | 649,06   | 582,86   | 601,74   | 628,63   |
| G Perdagangan Besar dan Eceran; Reparasi Mobil dan Sepeda Motor/ <i>Wholesale and Retail Trade; Repair of Motor Vehicles and Motorcycles</i> | 844,28   | 934,39   | 899,68   | 935,26   | 1 056,44 |
| H Transportasi dan Pergudangan/ <i>Transportation and Storage</i>  | 383,41   | 406,55   | 342,73   | 345,93   | 386,65   |
| I Penyediaan Akomodasi dan Makan Minum/ <i>Accommodation and Food Service Activities</i>   | 20,50    | 21,62    | 16,23    | 16,63    | 19,92    |
| J Informasi dan Komunikasi/ <i>Information and Communication</i>   | 258,98   | 271,79   | 304,01   | 321,08   | 336,74   |

Lanjutan Tabel/*Continued Table 12.1*

| <b>Lapangan Usaha/Industry</b>   |   | <b>2018</b>     | <b>2019</b>     | <b>2020</b>     | <b>2021*</b>    | <b>2022**</b>   |
|--|---|-----------------|-----------------|-----------------|-----------------|-----------------|
| (1)  |   | (2)             | (3)             | (4)             | (5)             | (6)             |
| K  | Jasa Keuangan dan Asuransi/<br><i>Financial and Insurance<br/>Activities</i>  | 227,26          | 239,90          | 260,39          | 279,05          | 304,04          |
| L  | Real Estat/ <i>Real Estate Activities</i>   | 161,24          | 160,87          | 158,66          | 157,89          | 172,86          |
| M,N  | Jasa Perusahaan/ <i>Business<br/>Activities</i>   | 22,79           | 23,45           | 14,11           | 11,71           | 12,75           |
| O  | Administrasi Pemerintahan,<br>Pertahanan, dan Jaminan<br>Sosial Wajib/ <i>Public<br/>Administration and Defence;<br/>Compulsory Social Security</i> | 556,40          | 600,37          | 625,20          | 623,77          | 616,59          |
| P  | Jasa Pendidikan/ <i>Education</i>   | 597,58          | 630,99          | 654,84          | 654,15          | 662,97          |
| Q  | Jasa Kesehatan dan Kegiatan<br>Sosial/ <i>Human Health and Social<br/>Work Activities</i>   | 97,85           | 106,45          | 116,95          | 124,21          | 127,58          |
| R,S,T,U  | Jasa Lainnya/ <i>Other Services<br/>Activities</i>  | 137,47          | 149,10          | 124,72          | 120,47          | 127,70          |
| <b>Produk Domestik Regional<br/>Bruto/<i>Gross Regional<br/>Domestic Product</i></b> |   | <b>5 689,96</b> | <b>6 105,19</b> | <b>6 075,21</b> | <b>6 314,66</b> | <b>6 792,62</b> |

Catatan/Note: Perbedaan antara jumlah PDRB 34 Provinsi dan PDB Indonesia antara lain disebabkan oleh diskrepansi statistik/ *The difference between the total of GRDP of 34 Provinces and the GDP of Indonesia due to the statistical discrepancies*

Data 2021 : Angka Sementara

Data 2022 : Angka Sangat Sementara

Sumber/Source: BPS, berbagai sensus, survei dan sumber lain/*BPS-Statistics Indonesia, various census, survey, and other sources*

**Tabel**  
**Table** 12.2

**Produk Domestik Regional Bruto Atas Dasar Harga Konstan 2010 Menurut Lapangan Usaha di Kabupaten Ende (Miliar rupiah), 2018–2022**  
**Gross Regional Domestic Product at 2010 Constant Market Prices by Industry in Ende Regency (Billions rupiahs), 2018–2022**

| Lapangan Usaha/ <i>Industry</i> |  | 2018     | 2019     | 2020     | 2021 *   | 2022**   |
|---------------------------------|--|----------|----------|----------|----------|----------|
| (1)                             |  | (2)      | (3)      | (4)      | (5)      | (6)      |
| A                               | Pertanian, Kehutanan, dan Perikanan/ <i>Agriculture, Forestry, and Fishing</i>   | 1 035,82 | 1 083,18 | 1 110,19 | 1 167,27 | 1 226,34 |
| B                               | Pertambangan dan Penggalian/ <i>Mining and Quarrying</i>   | 55,32    | 58,31    | 57,21    | 57,49    | 58,45    |
| C                               | Industri Pengolahan/ <i>Manufacturing</i>  | 55,27    | 62,68    | 59,97    | 59,39    | 65,26    |
| D                               | Pengadaan Listrik dan Gas/ <i>Electricity and Gas</i>  | 2,62     | 2,63     | 2,91     | 2,96     | 3,16     |
| E                               | Pengadaan Air; Pengelolaan Sampah, Limbah, dan Daur Ulang/ <i>Water Supply; Sewerage, Waste Management, and Remediation Activities</i>     | 2,73     | 2,85     | 3,05     | 3,25     | 3,38     |
| F                               | Konstruksi/ <i>Construction</i>  | 437,74   | 455,41   | 410,44   | 419,36   | 416,06   |
| G                               | Perdagangan Besar dan Eceran; Reparasi Mobil dan Sepeda Motor/ <i>Wholesale and Retail Trade; Repair of Motor Vehicles and Motorcycles</i> | 643,94   | 689,85   | 646,96   | 661,66   | 710,68   |
| H                               | Transportasi dan Pergudangan/ <i>Transportation and Storage</i>  | 256,31   | 264,90   | 231,52   | 233,35   | 242,52   |
| I                               | Penyediaan Akomodasi dan Makan Minum/ <i>Accommodation and Food Service Activities</i>   | 14,02    | 14,71    | 11,04    | 11,45    | 13,42    |
| J                               | Informasi dan Komunikasi/ <i>Information and Communication</i>   | 202,20   | 210,85   | 236,78   | 249,75   | 260,78   |

Lanjutan Tabel/*Continued Table 12.2*

| Lapangan Usaha/ <i>Industry</i>  |   | 2018            | 2019            | 2020            | 2021 *          | 2022**          |
|--|---|-----------------|-----------------|-----------------|-----------------|-----------------|
| (1)  |   | (2)             | (3)             | (4)             | (5)             | (6)             |
| K  | Jasa Keuangan dan Asuransi/<br><i>Financial and Insurance Activities</i>  | 144,83          | 149,97          | 164,06          | 168,66          | 170,42          |
| L  | Real Estat/ <i>Real Estate Activities</i>   | 112,71          | 112,45          | 111,33          | 112,29          | 113,18          |
| M,N  | Jasa Perusahaan/ <i>Business Activities</i>   | 15,38           | 15,77           | 9,39            | 7,77            | 8,07            |
| O  | Administrasi Pemerintahan,<br>Pertahanan, dan Jaminan<br>Sosial Wajib/ <i>Public Administration and Defence; Compulsory Social Security</i> | 412,14          | 439,55          | 459,14          | 452,51          | 444,89          |
| P  | Jasa Pendidikan/ <i>Education</i>   | 375,05          | 390,16          | 398,42          | 390,78          | 387,80          |
| Q  | Jasa Kesehatan dan Kegiatan<br>Sosial/ <i>Human Health and Social Work Activities</i>   | 71,45           | 76,12           | 79,50           | 83,70           | 85,45           |
| R,S,T,U  | Jasa Lainnya/ <i>Other Services Activities</i>  | 94,15           | 101,82          | 84,32           | 81,34           | 81,92           |
| <b>Produk Domestik Regional<br/>Bruto/<i>Gross Regional Domestic Product</i></b> |   | <b>3 931,68</b> | <b>4 131,22</b> | <b>4 076,21</b> | <b>4 162,98</b> | <b>4 291,78</b> |

Catatan/*Note*: Perbedaan antara jumlah PDRB 34 Provinsi dan PDB Indonesia antara lain disebabkan oleh diskrepansi statistik/ *The difference between the total of GRDP of 34 Provinces and the GDP of Indonesia due to the statistical discrepancies*  
 Data 2021 : Angka Sementara  
 Data 2022 : Angka Sangat Sementara

Sumber/*Source*: BPS, berbagai sensus, survei dan sumber lain/*BPS-Statistics Indonesia, various census, survey, and other sources*

**Tabel**  
**Table** 12.3

**Distribusi Persentase Produk Domestik Regional Bruto Atas Dasar Harga Berlaku Menurut Lapangan Usaha di Kabupaten Ende, 2018–2022**  
**Percentage Distribution of Gross Regional Domestic Product at Current Market Prices by Industry in Ende Regency, 2018–2022**

| Lapangan Usaha/ <i>Industry</i>  | 2018  | 2019  | 2020  | 2021* | 2022** |
|--|-------|-------|-------|-------|--------|
| (1)  | (2)   | (3)   | (4)   | (5)   | (6)    |
| A Pertanian, Kehutanan, dan Perikanan/ <i>Agriculture, Forestry, and Fishing</i>   | 28,29 | 28,26 | 29,50 | 30,71 | 31,50  |
| B Pertambangan dan Penggalian/ <i>Mining and Quarrying</i>   | 1,28  | 1,26  | 1,25  | 1,22  | 1,19   |
| C Industri Pengolahan/ <i>Manufacturing</i>  | 1,48  | 1,65  | 1,62  | 1,56  | 1,62   |
| D Pengadaan Listrik dan Gas/ <i>Electricity and Gas</i>  | 0,07  | 0,06  | 0,07  | 0,07  | 0,07   |
| E Pengadaan Air; Pengelolaan Sampah, Limbah, dan Daur Ulang/ <i>Water Supply; Sewerage, Waste Management, and Remediation Activities</i>     | 0,06  | 0,06  | 0,06  | 0,07  | 0,07   |
| F Konstruksi/ <i>Construction</i>  | 10,68 | 10,63 | 9,59  | 9,53  | 9,25   |
| G Perdagangan Besar dan Eceran; Reparasi Mobil dan Sepeda Motor/ <i>Wholesale and Retail Trade; Repair of Motor Vehicles and Motorcycles</i> | 14,84 | 15,30 | 14,81 | 14,81 | 15,55  |
| H Transportasi dan Pergudangan/ <i>Transportation and Storage</i>  | 6,74  | 6,66  | 5,64  | 5,48  | 5,69   |
| I Penyediaan Akomodasi dan Makan Minum/ <i>Accommodation and Food Service Activities</i>   | 0,36  | 0,35  | 0,27  | 0,26  | 0,29   |
| J Informasi dan Komunikasi/ <i>Information and Communication</i>   | 4,55  | 4,45  | 5,00  | 5,08  | 4,96   |
| K Jasa Keuangan dan Asuransi/ <i>Financial and Insurance Activities</i>  | 3,99  | 3,93  | 4,29  | 4,42  | 4,48   |

Lanjutan Tabel/Continued Table 12.3

| Lapangan Usaha/Industry   |   | 2018   | 2019   | 2020   | 2021*  | 2022** |
|---|---|--------|--------|--------|--------|--------|
| (1)   |   | (2)    | (3)    | (4)    | (5)    | (6)    |
| L   | Real Estat/ <i>Real Estate Activities</i>   | 2,83   | 2,63   | 2,61   | 2,50   | 2,54   |
| M,N   | Jasa Perusahaan/ <i>Business Activities</i>   | 0,40   | 0,38   | 0,23   | 0,19   | 0,19   |
| O   | Administrasi Pemerintahan, Pertahanan, dan Jaminan Sosial Wajib/ <i>Public Administration and Defence; Compulsory Social Security</i> | 9,78   | 9,83   | 10,29  | 9,88   | 9,08   |
| P   | Jasa Pendidikan/ <i>Education</i>   | 10,50  | 10,34  | 10,78  | 10,36  | 9,76   |
| Q   | Jasa Kesehatan dan Kegiatan Sosial/ <i>Human Health and Social Work Activities</i>  | 1,72   | 1,74   | 1,93   | 1,97   | 1,88   |
| R,S,T,U   | Jasa Lainnya/ <i>Other Services Activities</i>  | 2,42   | 2,44   | 2,05   | 1,91   | 1,88   |
| <b>Produk Domestik Regional Bruto/Gross Regional Domestic Product</b> |   | 100,00 | 100,00 | 100,00 | 100,00 | 100,00 |

Catatan/Note: Perbedaan antara jumlah PDRB 34 Provinsi dan PDB Indonesia antara lain disebabkan oleh discrepanci statistik/ *The difference between the total of GRDP of 34 Provinces and the GDP of Indonesia due to the statistical discrepancies*  
 Data 2021 : Angka Sementara  
 Data 2022 : Angka Sangat Sementara

Sumber/Source: BPS, berbagai sensus, survei dan sumber lain/*BPS-Statistics Indonesia, various census, survey, and other sources*



**Tabel**  
**Table** 12.4

**Laju Pertumbuhan Produk Domestik Regional Bruto Atas Dasar Harga Konstan 2010 Menurut Lapangan Usaha di Kabupaten Ende (persen), 2018–2022**  
**Growth Rate of Gross Regional Domestic Product at 2010 Constant Market Prices by Industry in Ende Regency (percent), 2018–2022**

| Lapangan Usaha/ <i>Industry</i>  | 2018  | 2019  | 2020   | 2021* | 2022** |
|--|-------|-------|--------|-------|--------|
| (1)  | (2)   | (3)   | (4)    | (5)   | (6)    |
| A Pertanian, Kehutanan, dan Perikanan/ <i>Agriculture, Forestry, and Fishing</i>   | 5,73  | 4,57  | 2,49   | 5,14  | 5,06   |
| B Pertambangan dan Penggalian/ <i>Mining and Quarrying</i>   | 2,19  | 5,40  | -1,89  | 0,49  | 1,68   |
| C Industri Pengolahan/ <i>Manufacturing</i>  | 2,05  | 13,41 | -4,32  | -0,97 | 9,88   |
| D Pengadaan Listrik dan Gas/ <i>Electricity and Gas</i>  | 6,12  | 0,33  | 10,83  | 1,46  | 6,75   |
| E Pengadaan Air; Pengelolaan Sampah, Limbah, dan Daur Ulang/ <i>Water Supply; Sewerage, Waste Management, and Remediation Activities</i>     | 3,34  | 4,46  | 6,98   | 6,50  | 4,01   |
| F Konstruksi/ <i>Construction</i>  | 6,36  | 4,04  | -9,88  | 2,17  | -0,79  |
| G Perdagangan Besar dan Eceran; Reparasi Mobil dan Sepeda Motor/ <i>Wholesale and Retail Trade; Repair of Motor Vehicles and Motorcycles</i> | 5,59  | 7,13  | -6,22  | 2,27  | 7,41   |
| H Transportasi dan Pergudangan/ <i>Transportation and Storage</i>  | 5,49  | 3,35  | -12,60 | 0,79  | 3,93   |
| I Penyediaan Akomodasi dan Makan Minum/ <i>Accommodation and Food Service Activities</i>   | 11,45 | 4,96  | -24,94 | 3,72  | 17,14  |
| J Informasi dan Komunikasi/ <i>Information and Communication</i>   | 3,87  | 4,28  | 12,29  | 5,48  | 4,42   |
| K Jasa Keuangan dan Asuransi/ <i>Financial and Insurance Activities</i>  | 2,22  | 3,55  | 9,39   | 2,80  | 1,04   |

Lanjutan Tabel/Continued Table 12.4

| Lapangan Usaha/Industry  |   | 2018 | 2019  | 2020   | 2021*  | 2022** |
|--|---|------|-------|--------|--------|--------|
| (1)  |   | (2)  | (3)   | (4)    | (5)    | (6)    |
| L  | Real Estat/ <i>Real Estate Activities</i>   | 3,16 | -0,23 | -0,99  | 0,87   | 0,79   |
| M,N  | Jasa Perusahaan/ <i>Business Activities</i>   | 1,01 | 2,54  | -40,46 | -17,29 | 3,93   |
| O  | Administrasi Pemerintahan, Pertahanan, dan Jaminan Sosial Wajib/ <i>Public Administration and Defence; Compulsory Social Security</i> | 5,40 | 6,65  | 4,46   | -1,44  | -1,68  |
| P  | Jasa Pendidikan/ <i>Education</i>   | 1,74 | 4,03  | 2,12   | -1,92  | -0,76  |
| Q  | Jasa Kesehatan dan Kegiatan Sosial/ <i>Human Health and Social Work Activities</i>  | 6,20 | 6,54  | 4,44   | 5,28   | 2,09   |
| R,S,T,U  | Jasa Lainnya/ <i>Other Services Activities</i>  | 5,49 | 8,14  | -17,19 | -3,53  | 0,72   |
| <b>Produk Domestik Regional Bruto/<i>Gross Regional Domestic Product</i></b> |   | 4,92 | 5,08  | -1,33  | 2,13   | 3,09   |

Catatan/Note: Perbedaan antara jumlah PDRB 34 Provinsi dan PDB Indonesia antara lain disebabkan oleh diskrepansi statistik/ *The difference between the total of GRDP of 34 Provinces and the GDP of Indonesia due to the statistical discrepancies*

Data 2021 : Angka Sementara

Data 2022 : Angka Sangat Sementara

Sumber/Source: BPS, berbagai sensus, survei dan sumber lain/*BPS-Statistics Indonesia, various census, survey, and other sources*

**Tabel**  
**Table** 12.5

**Produk Domestik Regional Bruto Atas Dasar Harga Berlaku Menurut Jenis Pengeluaran di Kabupaten Ende (juta rupiah), 2018–2022**  
**Gross Regional Domestic Product at Current Market Prices by Type of Expenditure in Ende Regency (million rupiahs), 2018–2022**

| <b>Jenis Pengeluaran</b><br><i>Type of Expenditure</i>                          | <b>2018</b>         | <b>2019</b>         | <b>2020</b>         | <b>2021*</b>        | <b>2022**</b>       |
|---|---------------------|---------------------|---------------------|---------------------|---------------------|
| (1)   | (2)                 | (3)                 | (4)                 | (5)                 | (6)                 |
| Pengeluaran Konsumsi Rumah Tangga<br><i>Household Consumption Expenditure</i>   | 3 990 688,56        | 4 254 628,08        | 4 133 422,54        | 4 219 558,60        | 4 482 891,97        |
| Pengeluaran Konsumsi LNPRT<br><i>NPISH Consumption Expenditure</i>              | 154 830,95          | 167 294,02          | 161 589,87          | 172 397,18          | 180 045,66          |
| Pengeluaran Konsumsi Pemerintah<br><i>Government Consumption Expenditure</i>    | 1 452 740,43        | 1 495 216,03        | 1 379 327,20        | 1 343 302,97        | 1 270 416,35        |
| Pembentukan Modal Tetap Bruto<br><i>Gross Fixed Capital Formation</i>           | 3 141 396,64        | 3 376 534,52        | 3 107 406,42        | 3 381 531,30        | 3 559 630,03        |
| Perubahan Inventori<br><i>Changes in Inventories</i>                            | 47 141,82           | 53 661,86           | 58 867,61           | 62 661,33           | 62 875,34           |
| Net Ekspor Barang dan Jasa<br><i>Net Exports of Goods and Services</i>          | -3 096 834,92       | -3 242 141,72       | -2 765 403,29       | -2 864 794,77       | -2 763 242,43       |
| <b>Produk Domestik Regional Bruto</b><br><b>Gross Regional Domestic Product</b> | <b>5 689 963,48</b> | <b>6 105 192,79</b> | <b>6 075 210,35</b> | <b>6 314 656,60</b> | <b>6 792 616,92</b> |

Catatan/Note:

Sumber/Source: BPS, berbagai sensus, survei dan sumber lain/BPS-Statistics Indonesia, various census, survey, and other sources

**Tabel**  
**Table** 12.6

**Produk Domestik Regional Bruto Atas Dasar Harga Konstan 2010 Menurut Jenis Pengeluaran di Kabupaten Ende (juta rupiah), 2018–2022**  
**Gross Regional Domestic Product at 2010 Constant Market Prices by Type of Expenditure in Ende Regency (million rupiahs), 2018–2022**

| <b>Jenis Pengeluaran</b><br><b>Type of Expenditure</b>                          | <b>2018</b>         | <b>2019</b>         | <b>2020</b>         | <b>2021*</b>        | <b>2022**</b>       |
|---|---------------------|---------------------|---------------------|---------------------|---------------------|
| (1)   | (2)                 | (3)                 | (4)                 | (5)                 | (6)                 |
| Pengeluaran Konsumsi Rumah Tangga<br><i>Household Consumption Expenditure</i>   | 2 829 867,75        | 2 959 853,94        | 2 904 150,37        | 2 951 682,44        | 3 019 067,19        |
| Pengeluaran Konsumsi LNPRT<br><i>NPISH Consumption Expenditure</i>              | 109 296,88          | 114 900,14          | 110 788,09          | 115 659,89          | 119 655,98          |
| Pengeluaran Konsumsi Pemerintah<br><i>Government Consumption Expenditure</i>    | 960 836,60          | 983 062,16          | 874 692,99          | 839 996,70          | 771 846,01          |
| Pembentukan Modal Tetap Bruto<br><i>Gross Fixed Capital Formation</i>           | 2 019 489,87        | 2 117 786,52        | 1 923 676,37        | 2 007 847,16        | 1 994 160,98        |
| Perubahan Inventori<br><i>Changes in Inventories</i>                            | 27 993,17           | 31 313,14           | 34 278,62           | 35 016,73           | 34 971,31           |
| Net Ekspor Barang dan Jasa<br><i>Net Exports of Goods and Services</i>          | -2 015 800,28       | -2 075 697,81       | -1 771 371,54       | -1 787 219,04       | -1 647 922,35       |
| <b>Produk Domestik Regional Bruto</b><br><b>Gross Regional Domestic Product</b> | <b>3 931 683,98</b> | <b>4 131 218,09</b> | <b>4 076 214,90</b> | <b>4 162 983,89</b> | <b>4 291 779,11</b> |

Catatan/Note:

Sumber/Source: BPS, berbagai sensus, survei dan sumber lain/BPS-Statistics Indonesia, various census, survey, and other sources

Terdapat **1.131.620** Penduduk Miskin  
di Provinsi Nusa Tenggara Timur

Penduduk Miskin Paling Sedikit  
Terdapat Pada Kabupaten Nagekeo  
yaitu sebanyak **18.010**

Penduduk Miskin Terbanyak Terdapat  
Pada Kabupaten Timor Tengah Selatan  
yaitu sebanyak **120.450**



Sedangkan Penduduk Miskin di  
Kabupaten Ende yaitu sebanyak  
**63.400** Jiwa



**PENJELASAN TEKNIS**

1. Untuk mengukur kemiskinan, BPS menggunakan konsep kemampuan memenuhi kebutuhan dasar (basic needs approach). Dengan pendekatan ini, kemiskinan dipandang sebagai ketidakmampuan dari sisi ekonomi untuk memenuhi kebutuhan dasar makanan dan bukan makanan yang diukur dari sisi pengeluaran. Metode yang digunakan ialah menghitung Garis Kemiskinan (GK), yang terdiri dari dua komponen yaitu Garis Kemiskinan Makanan (GKM) dan Garis Kemiskinan Non Makanan (GKNM). Perhitungan GK dilakukan secara terpisah untuk daerah perkotaan dan pedesaan.
2. Penduduk miskin adalah penduduk yang memiliki rata-rata pengeluaran per kapita per bulan dibawah GK.
3. GKM merupakan nilai pengeluaran kebutuhan minimum makanan yang disetarakan dengan 2 100 kkalori per kapita per hari. GKNM adalah kebutuhan minimum untuk perumahan, sandang, pendidikan, kesehatan dan kebutuhan dasar lainnya.
4. Ukuran Kemiskinan
  - a. Head Count Index (HCI-Po) adalah persentase penduduk miskin yang berada di bawah GK.

**TECHNICAL NOTES**

1. *To measure poverty, BPS-Statistics Indonesia has used the concept of basic needs approach. Therefore, poverty is viewed as economic inability to fulfill food and non-food basic needs which are measured by consumption/expenditure. The method used is calculating poverty line, which consists of two components that are Food Poverty Line (FPL) and Non- Food Poverty Line (NFPL). The poverty line was calculated separately for urban and rural areas.*
2. *A person whose expenditure per capita per month is below the poverty line is considered to be poor.*
3. *The Food Poverty Line refers to the daily minimum requirement of 2 100 kcal per capita per day. The Non- Food Poverty Line refers to the minimum requirement for household necessities for clothing, education, health, and other basic individual needs.*
4. *Poverty Measures*
  - a. *Head Count Index (HCI-P1) sga(as a ps um of poverty simply measures the percentage of*

b. Indeks Kedalaman Kemiskinan (Poverty Gap Index-P1) merupakan ukuran rata-rata kesenjangan pengeluaran masing-masing penduduk terhadap GK. Semakin tinggi nilai indeks, semakin jauh rata-rata pengeluaran penduduk dari GK.

c. Indeks Keparahan Kemiskinan (Poverty Severity Index-P2) memberikan gambaran mengenai penyebaran pengeluaran diantara penduduk miskin. Semakin tinggi nilai indeks, semakin tinggi ketimpangan pengeluaran diantara penduduk miskin.

*population that is counted as poor; often denoted by  $P_0$ .*


*b. Poverty Gap Index-P1 measures the extent to which individuals fall below the poverty line (the poverty gaps) as a proportion of the povertyline. Higher value of te index shows that the gap between overage expenditure of the poor and the weighted erty line is wider.*

*c. Poverty Severity Index-P2 discribes inequality among the poor. This is simply as proportion of the poverty line), where the weights are the proportionate poverty gaps themselves. Hence, by squaring the poverty gap index, the measure implicitlyputs more weight on observations that fall well below the poverty line. Hiher value of the index shows that inequality among the poor higer.*



**Gambar** 13.1  
**Figures**

**Indeks Pembangunan Manusia Menurut Kabupaten/ Kota di Provinsi Nusa Tenggara Timur, 2022**  
*Human Development Index by Regency/Municipality in Nusa Tenggara Timur Province, 2022*



Sumber/Source : BPS, Survei dan Sensus

**Tabel**  
**Table** 13.1

**Jumlah Penduduk Menurut Kabupaten/Kota di Provinsi  
Nusa Tenggara Timur, 2018–2022**  
*Population by Regency/Municipality in Nusa Tenggara  
Timor Province, 2018–2022*

| Kabupaten/Kota<br>Regency/Municipality | 2018 <sup>1</sup> | 2019 <sup>1</sup> | 2020 <sup>1</sup> | 2021 <sup>1</sup> | 2022 <sup>2</sup> |
|--|-------------------|-------------------|-------------------|-------------------|-------------------|
| (1)                                    | (2)               | (3)               | (4)               | (5)               | (6)               |
| <b>Sumba Barat</b>                     | 127 872           | 129 710           | 145 097           | 148 252           | 152 407           |
| <b>Sumba Timur</b>                     | 255 601           | 258 486           | 244 820           | 246 618           | 248 776           |
| <b>Kupang</b>                          | 387 479           | 403 582           | 366 383           | 372 101           | 379 464           |
| <b>Timor Tengah Selatan</b>            | 465 970           | 467 990           | 455 410           | 457 406           | 459 600           |
| <b>Timor Tengah Utara</b>              | 251 993           | 254 171           | 259 829           | 262 698           | 266 293           |
| <b>Belu</b>                            | 216 783           | 220 115           | 217 973           | 220 764           | 224 306           |
| <b>Alor</b>                            | 204 380           | 205 599           | 211 872           | 213 994           | 216 629           |
| <b>Lembata</b>                         | 140 390           | 143 074           | 135 930           | 137 631           | 139 787           |
| <b>Flores Timur</b>                    | 253 818           | 255 916           | 276 896           | 281 001           | 286 270           |
| <b>Sikka</b>                           | 318 920           | 320 401           | 321 953           | 324 252           | 326 999           |
| <b>Ende</b>                            | 272 988           | 273 929           | 270 763           | 272 078           | 273 553           |
| <b>Ngada</b>                           | 161 196           | 163 217           | 165 254           | 167 396           | 170 115           |
| <b>Manggarai</b>                       | 333 912           | 338 424           | 312 855           | 315 041           | 317 646           |
| <b>Rote Ndao</b>                       | 165 807           | 172 104           | 143 764           | 145 972           | 148 811           |
| <b>Manggarai Barat</b>                 | 269 029           | 274 689           | 256 317           | 259 566           | 263 687           |
| <b>Sumba Tengah</b>                    | 71 801            | 72 800            | 85 482            | 87 630            | 90 482            |
| <b>Sumba Barat Daya</b>                | 338 427           | 344 720           | 303 650           | 305 689           | 308 106           |
| <b>Nagekeo</b>                         | 144 414           | 145 826           | 159 732           | 162 463           | 166 002           |
| <b>Manggarai Timur</b>                 | 283 313           | 287 207           | 275 603           | 277 914           | 280 732           |
| <b>Sabu Raijua</b>                     | 94 406            | 97 379            | 89 327            | 90 837            | 92 792            |
| <b>Malaka</b>                          | 189 220           | 191 892           | 183 898           | 185 809           | 188 191           |
| <b>Kota Kupang</b>                     | 423 800           | 434 972           | 442 758           | 452 626           | 465 637           |
| <b>Nusa Tenggara Timur</b>             | <b>5 371 519</b>  | <b>5 456 203</b>  | <b>5 325 566</b>  | <b>5 387 738</b>  | <b>5 466 285</b>  |

Catatan/Note: ...

Sumber/Source: <sup>1</sup> BPS, Proyeksi Penduduk Indonesia 2010–2035/BPS-Statistics Indonesia, Indonesia Population Projection 2010–2035

<sup>2</sup> BPS, Proyeksi Penduduk Interim tahun 2020 - 2023 (Pertengahan Tahun/Juni)

**Tabel**  
**Table** 13.2

**Laju Pertumbuhan Produk Domestik Regional Bruto Atas Dasar Harga Konstan 2010 Menurut Kabupaten/Kota di Provinsi Nusa Tenggara Timur (persen), 2018–2022**  
**Rate of Growth of Gross Regional Domestic Products at Constant 2010 Prices by Regency/Municipality in Nusa Tenggara Timur Province (percent), 2018–2022**

| Kabupaten/Kota<br>Regency/Municipality | 2018        | 2019        | 2020         | 2021 <sup>x</sup> | 2022 <sup>xx</sup> |
|--|-------------|-------------|--------------|-------------------|--------------------|
| (1)                                    | (2)         | (3)         | (4)          | (5)               | (6)                |
| Sumba Barat                            | 5,07        | 5,13        | -0,27        | 1,03              | 3,23               |
| Sumba Timur                            | 5,19        | 5,13        | -0,88        | 1,08              | 2,63               |
| Kupang                                 | 5,11        | 4,27        | -0,77        | 2,7               | 2,84               |
| Timor Tengah Selatan                   | 5,10        | 5,10        | -0,06        | 2,41              | 3,11               |
| Timor Tengah Utara                     | 5,03        | 5,10        | -0,65        | 2,36              | 2,8                |
| Belu                                   | 5,60        | 5,38        | 0,4          | 1,75              | 3,19               |
| Alor                                   | 5,06        | 5,10        | -0,55        | 2,5               | 2,95               |
| Lembata                                | 5,04        | 5,09        | -0,35        | 1,44              | 2,6                |
| Flores Timur                           | 4,74        | 4,80        | 0,14         | 0,69              | 1,71               |
| Sikka                                  | 5,26        | 5,19        | -0,85        | 2,13              | 3,37               |
| Ende                                   | 4,92        | 5,08        | -1,33        | 2,13              | 3,09               |
| Ngada                                  | 5,00        | 5,01        | 0,04         | 1,13              | 3,05               |
| Manggarai                              | 5,09        | 5,00        | -0,89        | 1,3               | 2,21               |
| Rote Ndao                              | 5,41        | 5,24        | 0,21         | 2,24              | 3,56               |
| Manggarai Barat                        | 5,23        | 5,54        | 0,9          | 1,29              | 4,12               |
| Sumba Tengah                           | 4,95        | 5,01        | 0,86         | 1,41              | 2,58               |
| Sumba Barat Daya                       | 5,01        | 5,06        | 0,1          | 2,08              | 3,8                |
| Nagekeo                                | 4,75        | 4,40        | 0,49         | 2,04              | 3,12               |
| Manggarai Timur                        | 5,00        | 4,96        | 0,81         | 2,31              | 3,74               |
| Sabu Raijua                            | 5,13        | 4,47        | -1,11        | 1,49              | 3,02               |
| Malaka                                 | 5,11        | 4,90        | 1            | 1,95              | 3,73               |
| Kota Kupang                            | 6,59        | 6,04        | -2,05        | 1,34              | 3,43               |
| <b>Nusa Tenggara Timur</b>             | <b>5,11</b> | <b>5,25</b> | <b>-0,84</b> | <b>2,52</b>       | <b>3,05</b>        |

Catatan/Note: ...

Sumber/Source: BPS, PDRB Provinsi Nusa Tenggara Timur 2017-2021

**Tabel**  
**Table** 13.3

**Jumlah Penduduk Miskin Menurut Kabupaten/Kota di  
Provinsi Nusa Tenggara Timur (ribu), 2018–2022**  
**Number of Poor Population by Regency/Municipality in  
Nusa Tenggara Timur Province (thousand), 2018–2022**

| Kabupaten/Kota<br>Regency/Municipality | 2018            | 2019            | 2020            | 2021            | 2022           |
|--|-----------------|-----------------|-----------------|-----------------|----------------|
| (1)                                    | (2)             | (3)             | (4)             | (5)             | (6)            |
| Sumba Barat                            | 36,3            | 36,56           | 36,95           | 37,78           | 37,06          |
| Sumba Timur                            | 76,8            | 77,39           | 77,30           | 78,33           | 75,28          |
| Kupang                                 | 88,67           | 92,02           | 94,94           | 91,25           | 88,02          |
| Timor Tengah Selatan                   | 130,63          | 130,31          | 128,98          | 125,68          | 120,45         |
| Timor Tengah Utara                     | 56,09           | 56,94           | 56,98           | 58,33           | 55,88          |
| Belu                                   | 33,91           | 34,08           | 34,18           | 35,41           | 33,98          |
| Alor                                   | 44,13           | 44,32           | 43,55           | 43,83           | 42,30          |
| Lembata                                | 36,95           | 37,46           | 37,92           | 38,75           | 37,88          |
| Flores Timur                           | 27,99           | 27,83           | 27,89           | 28,90           | 28,08          |
| Sikka                                  | 44,02           | 43,32           | 42,18           | 43,09           | 40,87          |
| Ende                                   | 66,01           | 63,45           | 65,22           | 66,38           | 63,40          |
| Ngada                                  | 20,79           | 20,31           | 20,62           | 20,98           | 20,14          |
| Manggarai                              | 69,32           | 69,33           | 69,52           | 71,03           | 69,68          |
| Rote Ndao                              | 46,12           | 47,66           | 48,77           | 51,71           | 52,43          |
| Manggarai Barat                        | 48,53           | 49,23           | 49,40           | 51,15           | 49,95          |
| Sumba Tengah                           | 24,93           | 25,12           | 25,37           | 25,48           | 24,49          |
| Sumba Barat Daya                       | 97,28           | 96,3            | 97,81           | 100,42          | 98,50          |
| Nagekeo                                | 18,69           | 18,7            | 18,51           | 19,11           | 18,01          |
| Manggarai Timur                        | 74,88           | 75,83           | 76,69           | 77,17           | 74,55          |
| Sabu Raijua                            | 28,88           | 29,49           | 30,14           | 30,60           | 30,00          |
| Malaka                                 | 30,79           | 30,83           | 31,12           | 32,17           | 30,48          |
| Kota Kupang                            | 40,44           | 39,86           | 39,72           | 41,77           | 40,20          |
| <b>Nusa Tenggara Timur</b>             | <b>1 142,17</b> | <b>1 146,32</b> | <b>1 153,76</b> | <b>1 169,31</b> | <b>1131,62</b> |

Catatan/Note: ...

Sumber/Source: BPS, Survei Sosial Ekonomi Nasional

**Tabel**  
**Table** 13.4

**Indeks Pembangunan Manusia Menurut Kabupaten/Kota  
di Provinsi Nusa Tenggara Timur, 2018–2022**  
*Human Development Index by Regency/Municipality in  
Nusa Tenggara Timur Province, 2018–2022*

| Kabupaten/Kota<br>Regency/Municipality | 2018         | 2019         | 2020         | 2021         | 2022         |
|--|--------------|--------------|--------------|--------------|--------------|
| (1)                                    | (2)          | (3)          | (4)          | (5)          | (6)          |
| Sumba Barat                            | 62,91        | 63,56        | 63,53        | 63,83        | 64,43        |
| Sumba Timur                            | 64,65        | 65,34        | 65,52        | 65,74        | 66,17        |
| Kupang                                 | 63,55        | 64,43        | 64,32        | 64,41        | 65,04        |
| Timor Tengah Selatan                   | 61,58        | 62,23        | 62,15        | 62,16        | 62,73        |
| Timor Tengah Utara                     | 62,65        | 63,34        | 63,53        | 63,69        | 64,26        |
| Belu                                   | 61,86        | 62,54        | 62,68        | 62,77        | 63,22        |
| Alor                                   | 60,14        | 61,03        | 61,33        | 61,37        | 62,26        |
| Lembata                                | 63,96        | 64,91        | 64,74        | 64,75        | 65,47        |
| Flores Timur                           | 63,55        | 64,34        | 64,22        | 64,22        | 64,93        |
| Sikka                                  | 63,89        | 64,75        | 65,11        | 65,41        | 66,06        |
| Ende                                   | 66,62        | 67,2         | 67,04        | 67,30        | 67,97        |
| Ngada                                  | 67,1         | 67,76        | 67,88        | 67,88        | 68,26        |
| Manggarai                              | 63,32        | 64,15        | 64,54        | 65,01        | 65,83        |
| Rote Ndao                              | 61,51        | 62,22        | 62,39        | 62,60        | 63,21        |
| Manggarai Barat                        | 62,58        | 63,5         | 63,89        | 64,17        | 64,92        |
| Sumba Tengah                           | 60,07        | 61,01        | 61,53        | 61,80        | 62,71        |
| Sumba Barat Daya                       | 61,89        | 62,6         | 62,28        | 62,29        | 63,15        |
| Nagekeo                                | 65,35        | 65,88        | 65,81        | 65,82        | 66,22        |
| Manggarai Timur                        | 59,49        | 60,47        | 60,85        | 61,37        | 62,30        |
| Sabu Raijua                            | 55,79        | 56,66        | 57,02        | 57,03        | 57,90        |
| Malaka                                 | 59,66        | 60,34        | 60,21        | 60,42        | 61,34        |
| Kota Kupang                            | 78,84        | 79,55        | 79,71        | 79,74        | 80,20        |
| <b>Nusa Tenggara Timur</b>             | <b>64,39</b> | <b>65,23</b> | <b>65,19</b> | <b>65,28</b> | <b>65,90</b> |

Catatan/Note: ...

Sumber/Source: BPS, Survei dan Sensus





**ST 2023**  
**SENSUS PERTANIAN**

**BerAKHLAK**  
Berorientasi Pelayanan, Akuntabel, Kompeten,  
Harmonis, Loyal, Adaptif, Kolaborasi

# DATA

MENCERDASKAN BANGSA

*Enlighten The Nation*



**BADAN PUSAT STATISTIK  
KABUPATEN ENDE  
BPS-STATISTICS OF ENDE REGENCY**

Jl. Eltari Ende  
Telp.: (0381) 21335 Fax.: (0381) 21335  
Homepage: <http://endekab.bps.go.id>  
E-mail: [bps5311@bps.go.id](mailto:bps5311@bps.go.id)

