

KABUPATEN BONDOWOSO DALAM ANGKA

20
23



Bondowoso Regency in Figures



**BADAN PUSAT STATISTIK
KABUPATEN BONDOWOSO**

BPS - Statistics of Bondowoso Regency

KABUPATEN BONDOWOSO DALAM ANGKA

20
23



Bondowoso Regency in Figures

KABUPATEN BONDOWOSO DALAM ANGKA
Bondowoso Regency in Figures
2023

ISSN: 0215.5362

No. Publikasi/*Publication Number*: 35110.2305

Katalog /*Catalog*: 1102001.3511

Ukuran Buku/*Book Size*: 14,8 cm x 21 cm

Jumlah Halaman/*Number of Pages* : xlviii + 406 hal/*pages*

Naskah/*Manuscript*:

BPS Kabupaten Bondowoso

BPS-Statistics of Bondowoso Regency

Penyunting/*Editor*:

BPS Kabupaten Bondowoso

BPS-Statistics of Bondowoso Regency

Gambar Kover/*Cover Design*:

Syaiful Nugroho Adi Saputro, SST

Ilustrasi Kover/*Cover Illustration*:

Pohon Kopi, sumber: Katya Ross on Unsplash

Coffee Tree, source: Katya Ross on Unsplash

Diterbitkan oleh/*Published by*:

©BPS Kabupaten Bondowoso/*BPS-Statistics of Bondowoso Regency*

Dicetak oleh/*Printed by*:

BPS Kabupaten Bondowoso/*BPS-Statistics of Bondowoso Regency*

Dilarang mengumumkan, mendistribusikan, mengomunikasikan, dan/atau menggandakan sebagian atau seluruh isi buku ini untuk tujuan komersil tanpa izin tertulis dari Badan Pusat Statistik.

Prohibited to announce, distribute, communicate, and/or copy part or all of this book for commercial purpose without permission from BPS-Statistics Indonesia.

TIM PENYUSUN/DRAFTING TEAMS

Penanggung Jawab Umum

General Responsible

: Mohamad Isma'il, S.Si, M.Ec.Dev.

Koordinator Teknis

Technic Coordinator

: Syaiful Nugroho Adi Saputro, SST

Penyusun Naskah

Author Manuscript

: Syaiful Nugroho Adi Saputro, SST

Penyunting

Editor

: Syaiful Nugroho Adi Saputro, SST

Tata Letak

Layouter

: Syaiful Nugroho Adi Saputro, SST

Pengolah Data

Data Processing

: Syaiful Nugroho Adi Saputro, SST

Gambar Kulit

Cover Design

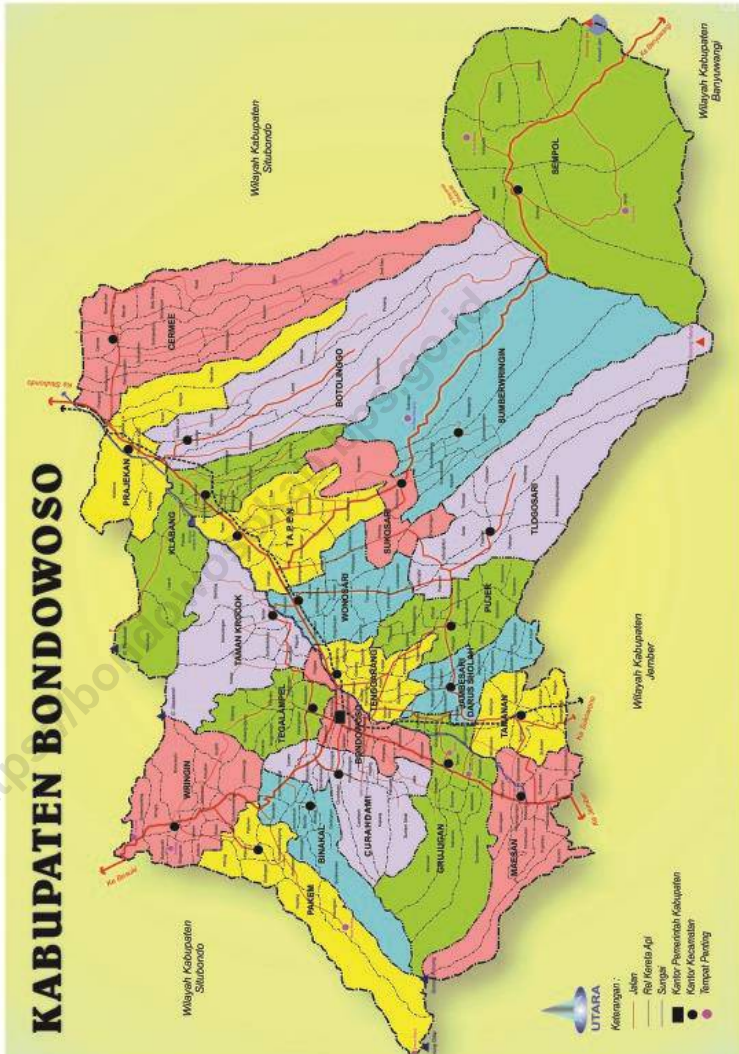
: Syaiful Nugroho Adi Saputro, SST

Infografis

Infographics

: Syaiful Nugroho Adi Saputro, SST

PETA WILAYAH KABUPATEN BONDOWOSO MAP OF BONDOWOSO REGENCY



KEPALA BPS KABUPATEN BONDOWOSO
CHIEF BPS - STATISTICS OF BONDOWOSO REGENCY



Mohamad Isma'il, S.Si, M.Ec.Dev.



KATA PENGANTAR

Kabupaten Bondowoso Dalam Angka 2023 merupakan publikasi tahunan yang diterbitkan oleh BPS Kabupaten Bondowoso. Disadari bahwa publikasi ini belum sepenuhnya memenuhi harapan pihak pemakai data khususnya para perencana, namun diharapkan dapat membantu melengkapi penyusunan rencana pembangunan di Kabupaten Bondowoso.

Publikasi ini dapat terwujud berkat kerja sama dan bantuan dari berbagai pihak, baik instansi pemerintah maupun swasta. Kepada semua pihak yang telah memberikan bantuan disampaikan penghargaan dan terima kasih yang sebesar-besarnya.

Walaupun publikasi ini telah disiapkan sebaik-baiknya, namun disadari masih ada kekurangan dan kesalahan yang terjadi. Untuk perbaikan publikasi ini, tanggapan dan saran yang bersifat konstruktif dari para pemakai sangat diharapkan.

Bondowoso, Februari 2023
Kepala BPS
Kabupaten Bondowoso

Mohamad Isma'il, S.Si, M.Ec.Dev.



PREFACE

Bondowoso Regency in Figures 2023 is an annual publication written by BPS - Statistics of Bondowoso Regency. Honestly, this publication has not perfect yet and has not filled the user's hope, especially for the planners, but hopely it can help to equip compilation of development planning in this new regency.

This comprehensive publication has been made possible with the assistance and contribution from several governmental institutions and private organizations. To all parties who have been involved in the preparation of this publication, I would like to express my sincerest appreciation and gratitude.

Comments and constructive suggestions for the improvement of this publication are always welcome.

*Bondowoso, February 2023
Chief BPS - Statistics of
Bondowoso Regency*

Mohamad Isma'il, S.Si, M.Ec.Dev.

<https://bondowosokab.bps.go.id>

DAFTAR ISI / CONTENTS

| | Halaman <i>Page</i> |
|--|------------------------|
| Kata Pengantar/ <i>Preface</i> | ix |
| Daftar Isi/ <i>Contents</i> | xi |
| Daftar Tabel/ <i>List of Tables</i> | xiii |
| Daftar Gambar/ <i>List of Figures</i> | xxxix |
| Daftar Singkatan/ <i>List of Abbreviations</i> | xlv |
| Statistik Kunci/ <i>Key Statistics</i> | xlvii |
| 1. Geografi dan Iklim/ <i>Geography and Climate</i> | 1 |
| 2. Pemerintahan/ <i>Government</i> | 17 |
| 3. Penduduk dan Ketenagakerjaan/ <i>Population and Employment</i> | 45 |
| 4. Sosial dan Kesejahteraan Rakyat/ <i>Social and Welfare</i> | 79 |
| 5. Pertanian, Kehutanan, Peternakan, dan Perikanan/ <i>Agriculture, Forestry, Livestock, and Fishery</i> | 201 |
| 6. Industri, Pertambangan, dan Energi/ <i>Industry, Mining, and Energy</i> | 277 |
| 7. Pariwisata/ <i>Tourism</i> | 297 |
| 8. Transportasi dan Komunikasi/ <i>Transportation and Communication</i> | 308 |
| 9. Perbankan, Koperasi, dan Harga-harga/ <i>Banking, Cooperative, dan Prices</i> | 329 |
| 10. Pengeluaran Penduduk/ <i>Population Expenditure</i> | 351 |
| 11. Perdagangan/ <i>Trade</i> | 361 |
| 12. Sistem Neraca Regional/ <i>System of Regional Accounts</i> | 369 |
| 13. Perbandingan Antar Kabupaten/Kota/ <i>Regency/Municipal Comparison</i> | 393 |

DAFTAR TABEL/LIST OF TABLES

Halaman
Page

| | | |
|------------|--|----|
| 1. | GEOGRAFI DAN IKLIM/GEOGRAPHY AND CLIMATE | |
| 1.1 | KEADAAN GEOGRAFI | |
| | GEOGRAPHY CONDITION | |
| 1.1.1 | Luas Daerah dan Jumlah Pulau Menurut Kecamatan di Kabupaten Bondowoso, 2022 <i>Total Area and Number of Islands by Subdistrict in Bondowoso Regency, 2022</i> | 9 |
| 1.1.2 | Tinggi Wilayah dan Jarak ke Ibukota Kabupaten Bondowoso, 2022. <i>Altitude and Distance to the Capital Bondowoso Regency, 2022</i> | 11 |
| 1.1.3 | Penerbitan Sertifikat Tanah Menurut Kecamatan di Kabupaten Bondowoso, 2022 | 12 |
| | <i>Publishing Land Certificate by Sub District in Bondowoso Regency, 2022</i> | |
| 1.2 | KEADAAN IKLIM | |
| | CLIMATE CONDITION | |
| 1.2.1 | Pengamatan Unsur Iklim Menurut Bulan di Kabupaten Banyuwangi, 2022 <i>Observation of Climate Elements By Months at Banyuwangi Regency, 2022</i> | 13 |
| 2. | PEMERINTAHAN/GOVERNMENT | |
| 2.1 | WILAYAH ADMINISTRATIF / ADMINISTRATIVE AREA | |
| 2.1.1 | Jumlah Desa ¹ /Kelurahan Menurut Kecamatan di Kabupaten Bondowoso, 2018–2022 <i>Number of Villages¹/Kelurahan by Subdistrict in Bondowoso Regency, 2018-2022</i> | 27 |
| 2.2 | DEWAN PERWAKILAN RAKYAT DAERAH | |
| | REGIONAL HOUSE OF REPRESENTATIVE | |
| 2.2.1 | Jumlah Anggota Dewan Perwakilan Rakyat Daerah Menurut Partai Politik dan Jenis Kelamin di Kabupaten Bondowoso, 2022 <i>Number of Members of The Regional House of Representatives by Political Parties and Sex in Bondowoso Regency, 2022</i> | 28 |
| 2.2.2 | Jumlah Anggota DPRD Menurut Partai Politik dan Tingkat Pendidikan di Kabupaten Bondowoso, 2022 | |

| | |
|---|----|
| <i>Number of House Representatives by Politic Party and Education Level in Bondowoso Regency, 2022.....</i> | 29 |
|---|----|

2.3 SUMBER DAYA MANUSIA

HUMAN RESOURCES

| | |
|--|----|
| 2.3.1 Jumlah Pegawai Negeri Sipil Menurut Jabatan dan Jenis Kelamin di Kabupaten Bondowoso, Desember 2021 dan Desember 2022 <i>Number of Civil Servants by Occupation and Sex in Bondowoso Regency, Desember 2021 dan Desember 2022</i> | 30 |
|--|----|

| | |
|---|----|
| 2.3.2 Jumlah Pegawai Negeri Sipil Menurut Tingkat Pendidikan dan Jenis Kelamin di Kabupaten Bondowoso, Desember 2021 dan Desember 2022 <i>Number of Civil Servants by Educational Level and Sex in Bondowoso Regency, December 2021 dan Desember 2022.....</i> | 32 |
|---|----|

| | |
|--|----|
| 2.3.3 Jumlah Pegawai Negeri Sipil Menurut Tingkat Kepangkatan dan Jenis Kelamin di Kabupaten Bondowoso, Desember 2021 dan Desember 2022 <i>Number of Civil Servants by Hierarchy and Sex in Bondowoso Regency, December 2021 and December 2022.....</i> | 34 |
|--|----|

| | |
|--|----|
| 2.3.4 Jumlah Pegawai Negeri Sipil Daerah Menurut Instansi dan Jenis Kelamin di Kabupaten Bondowoso, 2022 <i>Number of Civil Servants by Institution and Sex in Bondowoso Regency, 2022.....</i> | 36 |
|--|----|

| | |
|--|----|
| 2.3.5 Jumlah Pegawai Pusat Menurut Instansi dan Golongan Kepangkatan di Kabupaten Bondowoso, 2022 <i>Number of Central Employee by the Name of Instances and Classification of Degree Regency in Bondowoso Regency, 2022.....</i> | 38 |
|--|----|

2.4 KEUANGAN PEMERINTAH

GOVERNMENT FINANCE

| | |
|--|----|
| 2.4.1 Realisasi Pendapatan Pemerintah Kabupaten Bondowoso Menurut Jenis Pendapatan (ribu rupiah), 2018–2021 <i>Actual Bondowoso Regency Government Revenues by Kind of Revenues (thousand rupiahs), 2018–2021</i> | 39 |
|--|----|

| | |
|--|----|
| 2.4.2 Realisasi Belanja Pemerintah Kabupaten Bondowoso Menurut Jenis Belanja (ribu rupiah), 2018–2021 <i>Actual Bondowoso Regency Government Expenditures by Kind of Expenditures (thousand rupiahs), 2018–2021</i> | 41 |
|--|----|

| | | |
|------------|--|----|
| 2.4.3 | Rencana dan Realisasi PBB Sektor Perkotaan di Kabupaten Bondowoso, 2022 <i>Target and Realization of Land and Building Taxes Urban Sector in Bondowoso Regency, 2022</i> | 43 |
| 2.4.4 | Rencana dan Realisasi PBB Sektor Perdesaan di Kabupaten Bondowoso, 2022 <i>Target and Realization of Land and Building Taxes Rural Sector in Bondowoso Regency, 2022</i> | 44 |
| 3. | PENDUDUK DAN KETENAGAKERJAAN/ POPULATION AND EMPLOYMENT | |
| 3.1 | PENDUDUK / POPULATION | |
| 3.1.1 | Penduduk, Laju Pertumbuhan Penduduk, Distribusi Persentase Penduduk, Kepadatan Penduduk, Rasio Jenis Kelamin Penduduk Menurut Kecamatan di Kabupaten Bondowoso, 2022 <i>Population, Population Growth Rate, Percentage Distribution of Population, Population Density, and Population Sex Ratio by Subdistrict in Bondowoso Regency, 2022</i> | 57 |
| 3.1.2 | Jumlah Penduduk Menurut Kelompok Umur dan Jenis Kelamin di Kabupaten Bondowoso, 2022 <i>Population by Age Groups and Sex in Bondowoso Regency, 2022</i> | 60 |
| 3.1.3 | Jumlah Penduduk Menurut Jenis Kelamin dan Kecamatan di Kabupaten Bondowoso, 2022 <i>Total Population by Sex and Subdistrict in Bondowoso Regency, 2022</i> | 61 |
| 3.1.4 | Jumlah Penduduk Menurut Jenis Kelamin dan Kecamatan di Kabupaten Bondowoso, 2022 <i>Total Population by Sex and Subdistrict in Bondowoso Regency, 2022</i> | 62 |
| 3.1.5 | Jumlah Penduduk Menurut Agama di Kabupaten Bondowoso, 2022 <i>Total Population According to Religion in Bondowoso Regency, 2022</i> | 63 |
| 3.2 | KETENAGAKERJAAN EMPLOYMENT | |

| | | |
|-------|---|----|
| 3.2.1 | Jumlah Penduduk Berumur 15 Tahun Keatas Menurut Jenis Kegiatan Selama Seminggu yang Lalu dan Jenis Kelamin di Kabupaten Bondowoso, 2022 <i>Population Aged 15 Years and Over by Type of Activity During The Previous Week and Sex in Bondowoso Regency, 2022</i> | 64 |
| 3.2.2 | Penduduk Berumur 15 Tahun ke Atas Menurut Pendidikan Tertinggi yang Ditamatkan dan Jenis Kegiatan Selama Seminggu yang Lalu di Kabupaten Bondowoso, 2022 <i>Population 15 Years of Age and Over by Educational Attainment and Type of Activity During the Previous Week in Bondowoso Regency, 2022</i> | 65 |
| 3.2.3 | Penduduk Berumur 15 Tahun Ke Atas yang Bekerja Selama Seminggu yang Lalu Menurut Status Pekerjaan Utama dan Jenis Kelamin di Kabupaten Bondowoso, 2022 <i>Population 15 Years of Age and Over who Worked During The Previous Week by Main Employment Status and Sex in Bondowoso Regency, 2022</i> | 67 |
| 3.2.4 | Jumlah Penduduk Berumur 15 Tahun Ke Atas yang Bekerja Selama Seminggu yang Lalu Menurut Lapangan Pekerjaan Utama dan Jenis Kelamin di Kabupaten Bondowoso, 2022 <i>Population Aged 15 Years and Over Who Worked During the Previous Week by Main Industry and Sex in Bondowoso Regency, 2022</i> | 68 |
| 3.2.5 | Jumlah Penduduk Berumur 15 Tahun Ke Atas yang Bekerja Selama Seminggu yang Lalu Menurut Tingkat Pendidikan dan Jenis Kelamin di Kabupaten Bondowoso, 2022 <i>Number of Population Aged 15 Years and Over Who Worked Over the Past Week by Level of Education and Sex in Bondowoso Regency, 2022</i> | 69 |
| 3.2.6 | Penyelesaian Lowongan Kerja Menurut Tingkat Pendidikan Kabupaten Bondowoso, 2022 <i>Job Fulfillment According to Education Level of Bondowoso Regency, 2022</i> | 70 |
| 3.2.7 | Jumlah Pencari Kerja, Penempatan, dan Permintaan Menurut Jenis Kelamin Kabupaten Bondowoso, 2022 <i>Number of Job Seekers, Placements, and Requests by Sex Bondowoso Regency, 2022</i> | 71 |

| | | |
|--------|---|----|
| 3.2.8 | Banyaknya Tenaga Kerja yang Dikirim ke Luar Negeri Menurut Jenis Kelamin dan Kecamatan Kabupaten Bondowoso, 2022 <i>Number of Manpower Sent to Abroad by Sex and Subdistrict Bondowoso Regency, 2022</i> | 72 |
| 3.2.9 | Banyaknya Tenaga Kerja yang Dikirim ke Luar Negeri Menurut Jenis Kelamin dan Bulan Kabupaten Bondowoso, 2022 <i>Number of Manpower Sent to Abroad by Sex and Subdistrict Bondowoso Regency, 2022</i> | 73 |
| 3.2.10 | Banyaknya Pencari Kerja yang Telah Disalurkan Menurut Lapangan Pekerjaan dan Tingkat Pendidikan Kabupaten Bondowoso, 2022 <i>Number of Job Seekers Placed by Occupation and Education Level Bondowoso Regency, 2022</i> | 77 |
| 3.2.11 | Kebutuhan Hidup Minimum (KHM) untuk Pekerja Lajang Sebulan dengan 3000 kalori/hari di Kabupaten Bondowoso, 2022 <i>Minimum Need for Life for Single Worker for a Month with 3000 kalori/day in Bondowoso Regency, 2022</i> | 78 |

4. SOSIAL DAN KESEJAHTERAAN RAKYAT/SOCIAL AND WELFARE

4.1 PENDIDIKAN EDUCATION

| | | |
|-------|--|----|
| 4.1.1 | Jumlah Sekolah, Guru, dan Murid Taman Kanak-Kanak (TK) di Bawah Kementerian Pendidikan dan Kebudayaan Menurut Kecamatan, 2021/2022 dan 2022/2023 <i>Number of Schools, Teachers, and Pupils in Kindergarten Under The Ministry of Education and Culture by Subdistrict, 2021/2022 dan 2022/2023</i> | 95 |
| 4.1.2 | Jumlah Sekolah, Guru, dan Murid Raudatul Athfal (RA) di Bawah Kementerian Agama Menurut Kecamatan, 2021/2022 dan 2022/2023 <i>Number of Schools, Teachers, and Pupils in Raudatul Athfal (RA) Under The Ministry of Religious Affairs by Subdistrict, 2021/2022 dan 2022/2023</i> | 98 |
| 4.1.3 | Jumlah Sekolah, Guru, dan Murid Sekolah Dasar (SD) di Bawah Kementerian Pendidikan dan Kebudayaan Menurut Kecamatan, 2021/2022 dan 2022/2023 <i>Number of Schools, Teachers, and Pupils in Primary Schools Under</i> | |

| | | |
|-------|--|-----|
| | <i>The Ministry of Education and Culture by Subdistrict, 2021/2022 dan 2022/2023</i> | 101 |
| 4.1.4 | Jumlah Sekolah, Guru, dan Murid Madrasah Ibtidaiyah (MI) di Bawah Kementerian Agama Menurut Kecamatan Menurut Kecamatan, 2020/2021 dan 2021/2022 <i>Number of Schools, Teachers, and Pupils in Madrasah Ibtidaiyah (MI) Under The Ministry of Religious Affairs by Subdistrict, 2020/2021 dan 2021/2022</i> | 104 |
| 4.1.5 | Jumlah Sekolah, Guru, dan Murid Sekolah Menengah Pertama (SMP) di Bawah Kementerian Pendidikan dan Kebudayaan Menurut Kecamatan, 2021/2022 dan 2022/2023 <i>Number of Schools, Teachers, and Pupils in Lower Secondary Schools Under The Ministry of Education and Culture by Subdistrict, 2021/2022 dan 2022/2023</i> | 107 |
| 4.1.6 | Jumlah Sekolah, Guru, dan Murid Madrasah Tsanawiyah (MTs) di Bawah Kementerian Agama Menurut Kecamatan, 2021/2022 dan 2022/2023 <i>Number of Schools, Teachers, and Pupils in Madrasah Tsanawiyah (MTs) Under The Ministry of Religious Affairs by Subdistrict, 2021/2022 dan 2022/2023</i> | 110 |
| 4.1.7 | Jumlah Sekolah, Guru, dan Murid Sekolah Menengah Atas (SMA) di Bawah Kementerian Pendidikan dan Kebudayaan Menurut Kecamatan, 2021/2022 dan 2022/2023 <i>Number of Schools, Teachers, and Pupils in Upper Secondary Schools Under The Ministry of Education and Culture by Subdistrict, 2021/2022 dan 2022/2023</i> | 113 |
| 4.1.8 | Jumlah Sekolah, Guru, dan Murid Sekolah Menengah Kejuruan (SMK) di Bawah Kementerian Pendidikan dan Kebudayaan Menurut Kecamatan, 2021/2022 dan 2022/2023 <i>Number of Schools, Teachers, and Pupils in Vocational High Schools Under The Ministry of Education and Culture by Subdistrict, 2021/2022 dan 2022/2023</i> | 116 |
| 4.1.9 | Jumlah Sekolah, Guru, dan Murid Madrasah Aliyah (MA) di Bawah Kementerian Agama Menurut Kecamatan, 2021/2022 dan 2022/2023 <i>Number of Schools, Teachers, and Pupils in Madrasah Aliyah (MA) Under the Ministry of Religious Affairs by Subdistrict, 2021/2022 dan</i> | |

| | Halaman Page |
|---|-----------------|
| 2022/2023 | 119 |
| 4.1.10 Jumlah Desa ¹ /Kelurahan yang Memiliki Fasilitas Sekolah Menurut Kecamatan dan Tingkat Pendidikan di Kabupaten Bondowoso, 2019– 2021 <i>Number of Villages¹ Having Educational Facilities by Subdistrict and Educational Level in Bondowoso Regency, 2019– 2021</i> | 122 |
| 4.1.11 Angka Partisipasi Sekolah (APS), Angka Partisipasi Murni (APM) dan Angka Partisipasi Kasar (APK) Menurut Jenjang Pendidikan di Kabupaten Bondowoso, 2021 dan 2022 <i>School Participation Rates, Net Participation Rates and Gross Participation Rates by Educational Level in Bondowoso Regency, 2021 and 2022</i> | 127 |
| 4.1.12 Persentase Penduduk Berumur 15 Tahun ke Atas yang Melek Huruf Menurut Kelompok Umur di Kabupaten Bondowoso, 2021 dan 2022 <i>Percentage of Literate People Aged 15 Years and Over by Age Group in Bondowoso Regency, 2021 and 2022</i> | 128 |
| 4.1.13 Jumlah Mahasiswa, Kelulusan dan Dosen Universitas Bondowoso di Kabupaten Bondowoso, 2022 <i>Number Students, Graduate and Lecturer at Bondowoso University in Bondowoso Regency, 2022</i> | 129 |
| 4.1.14 Jumlah Mahasiswa, Kelulusan dan Dosen Universitas Jember Kampus Bondowoso di Kabupaten Bondowoso, 2022 <i>Number Students, Graduate and Lecturer at Jember University, Bondowoso Campus n Bondowoso Regency, 2022</i> | 130 |
| 4.1.15 Jumlah Mahasiswa, Kelulusan dan Dosen di STAI At-Taqwa di Kabupaten Bondowoso, 2022 <i>Number Students, Graduate and Lecturer at STAI At-Taqwa in Bondowoso Regency, 2022</i> | 131 |
| 4.2 KESEHATAN HEALTH | |
| 4.2.1 Jumlah Desa ¹ /Kelurahan Yang Memiliki Sarana Kesehatan Menurut Kecamatan di Kabupaten Bondowoso, 2019–2021 <i>Number of Villages¹ Having Health Facilities by Subdistrict in Bondowoso Regency, 2019–2021</i> | 132 |
| 4.2.2 Jumlah Tenaga Kesehatan Menurut Kecamatan di Kabupaten Bondowoso, 2022 | |

| | | |
|--------|---|-----|
| | <i>Number of Medical Personnel by Subdistrict in Bondowoso Regency, 2022.....</i> | 138 |
| 4.2.3 | Jumlah Fasilitas Kesehatan Menurut Kecamatan di Kabupaten Bondowoso, 2022 <i>Number of Health Facilities by Subdistrict in Bondowoso Regency, 2022</i> | 139 |
| 4.2.4 | Kegiatan Rumah Sakit Daerah dr. H. Koesnadi Kabupaten Bondowoso, 2021-2022 <i>Activity of Public Hospital dr H. Koesnadi Bondowoso Regency, 2021-2022.....</i> | 141 |
| 4.2.5 | Jumlah Paramedis di RSU dr. H. Koesnadi Kabupaten Bondowoso, 2021-2022 <i>Number of Paramedic at Public Hospital dr. H. Koesnadi Bondowoso Regency, 2021-2022.....</i> | 142 |
| 4.2.6 | Jumlah Kamar dan Tempat Tidur Menurut Kelas dan Tarip Rawat Inap Menurut Jenis Pelayanan di RSU dr. H. Koesnadi Kabupaten Bondowoso, 2022 <i>Number of Room and Bed according Class and Rate Of Expemse Of Take Care of With Lodged according to Type Of Service At Public Hospital dr. H. Koesnadi Bondowoso, 2022.....</i> | 146 |
| 4.2.7 | Kegiatan Rumah Sakit Bhayangkara Kabupaten Bondowoso, 2022 <i>Activity of Public Hospital Bhayangkara Bondowoso Regency, 2022</i> | 147 |
| 4.2.8 | Jumlah Paramedis di RS Bhayangkara Kabupaten Bondowoso, 2021 - 2022 <i>Number of Paramedic at Public Hospital Bhayangkara Bondowoso Regency, 2021 - 2022.....</i> | 148 |
| 4.2.9 | Jumlah Kamar dan Tempat Tidur Menurut Kelas dan Tarip Rawat Inap di RS Bhayangkara Kabupaten Bondowoso, 2022 <i>Number of Room and Bed According Class and Rate Of Expemse Of Take Care Of With Lodged at Public Hospital Bhayangkara Bondowoso, 2022.....</i> | 150 |
| 4.2.10 | Hasil Imunisasi Menurut Jenis Imunisasi di Kabupaten Bondowoso, 2022 <i>Results Immunisation according to the type Immunizations in Bondowoso Regency, 2022.....</i> | 151 |

| | | |
|------------|---|-----|
| 4.2.11 | Banyaknya Bayi yang Diimunisasi Menurut Kecamatan dan Jenis Imunisasi Kabupaten Bondowoso, 2022 <i>Number of Infants Immunized According to the District and Type Immunization in Bondowoso Regency, 2022</i> | 152 |
| 4.2.12 | Jumlah Puskesmas dan Pengunjung Menurut Kecamatan di Kabupaten Bondowoso, 2022 <i>Number of Health Centers and Visitors in the Subdistrict Bondowoso Regency, 2022</i> | 153 |
| 4.2.13 | Banyaknya Kunjungan Ibu dan Anak di Puskesmas Menurut Kecamatan di Kabupaten Bondowoso, 2022 <i>Increasing Numbers of Mothers and Children in Health Centers in Subdistricts Bondowoso Regency, 2022</i> | 154 |
| 4.2.14 | Jumlah Pasien Menurut Jenis Penyakit di Kabupaten Bondowoso, 2022 <i>Number of Patient by Type of Diseases in Bondowoso Regency, 2022</i> | 155 |
| 4.2.15 | Jumlah Pasangan Usia Subur dan Peserta KB Aktif Menurut Alat Kontrasepsi di Kabupaten Bondowoso, 2022 <i>Number of Eligible Couples and Family Planning Participants by type of Contraception in Bondowoso Regency, 2022</i> | 156 |
| 4.2.16 | Banyaknya Persediaan Darah dan Darah yang Tersalurkan Menurut Golongan Darah di Kabupaten Bondowoso, 2022 <i>Number of Blood Stocks and Tranfused by Blood Type in Bondowoso Regency, 2022</i> | 158 |
| 4.2.17 | Jumlah Pendonor, Darah Yang Diperoleh dan Permintaan Darah Perbulan di Kabupaten Bondowoso, 2022 <i>Number of Donors , Blood Obtained and Blood Requests Monthly in Bondowoso Regency, 2022</i> | 159 |
| 4.2.18 | Jumlah Darah yang Diperoleh Menurut Golongan Darah per Bulan di Kabupaten Bondowoso, 2022 <i>Number of Blood Obtained by Blood Type Monthly in Bondowoso Regency, 2022</i> | 160 |
| 4.3 | AGAMA DAN SOSIAL LAINNYA RELIGION AND OTHER SOCIAL AFFAIRS | |
| 4.3.1 | Jumlah Penduduk Menurut Kecamatan dan Agama yang Dianut di Kabupaten Bondowoso, 2022 | |

| | Halaman Page |
|--------|-----------------|
| | 161 |
| 4.3.2 | 162 |
| 4.3.3 | 163 |
| 4.3.4 | 166 |
| 4.3.5 | 167 |
| 4.3.6 | 170 |
| 4.3.7 | 175 |
| 4.3.8 | 176 |
| 4.3.9 | 177 |
| 4.3.10 | 178 |
| 4.3.11 | |

| | | |
|------------|---|-----|
| | <i>Number of Deed Excluded Document by Month and Kind in Bondowoso Regency, 2022</i> | 180 |
| 4.4 | KEMISKINAN | |
| | POVERTY | |
| 4.4.1 | Garis Kemiskinan, Jumlah, dan Persentase Penduduk Miskin di Kabupaten Bondowoso, 2014–2022 <i>Poverty Line, Number, and Percentage of Poor People in Bondowoso Regency, 2014–2022</i> | 181 |
| 4.4.2 | Indeks Kedalaman Kemiskinan dan Indeks Keparahan Kemiskinan di Kabupaten Bondowoso, 2014–2022 <i>Poverty Gap Index and Poverty Severity Index in Bondowoso Regency, 2014–2022</i> | 182 |
| 4.4.3 | Penghuni Panti Sosial Lanjut Usia Menurut Bulan di Kabupaten Bondowoso, 2022 <i>Inhabitants of Elderly Nursing House by Month in Bondowoso Regency, 2022</i> | 183 |
| 4.4.4 | Potensi dan Sumber Kesejahteraan Sosial (PSKS) Menurut Kecamatan dan Jenis Kelamin di Kabupaten Bondowoso, 2022 <i>Source and Potency of Social Welfare by Sub Regency and Sex in Bondowoso Regency, 2022</i> | 184 |
| 4.4.5 | Potensi dan Sumber Kesejahteraan Sosial (PSKS) Menurut Jenisnya di Kabupaten Bondowoso, 2022 <i>Source and Potency of Social Welfare by Description in Bondowoso Regency, 2022</i> | 185 |
| 4.4.6 | Jumlah Organisasi Masyarakat Menurut Kecamatan dan Sektor Kegiatan di Kabupaten Bondowoso, 2022 <i>Number of Community Organizations by Subdistrict and Activity Sector in Bondowoso Regency, 2022</i> | 186 |
| 4.4.7 | Jumlah Yayasan Masyarakat Menurut Kecamatan dan Sektor Kegiatan di Kabupaten Bondowoso, 2022 <i>Number of Community Foundation by Subdistrict and Activity Sector in Bondowoso Regency, 2022</i> | 187 |
| 4.4.8 | Jumlah Lembaga Swadaya Masyarakat Menurut Kecamatan dan Sektor Kegiatan di Kabupaten Bondowoso, 2022 <i>Number of Non Governmental Organizations by Subdistrict and Activity Sector in Bondowoso Regency, 2022</i> | 188 |

4.5 KRIMINALITAS

CRIME

| | | |
|-------|---|-----|
| 4.5.1 | Jumlah Tindak Pidana Menurut Jenis Tindak Pidana di Kabupaten Bondowoso, 2022 <i>Number of Reported Criminal Cases by Type of Crimes in Bondowoso Regency, 2022.....</i> | 189 |
| 4.5.2 | Jumlah Pelanggaran Lalu Lintas Menurut Bulan di Kabupaten Bondowoso, 2022 <i>Number of Traffic Trespass Happened by Month in Bondowoso Regency, 2022.....</i> | 191 |
| 4.5.3 | Jumlah Kecelakaan Lalu Lintas Menurut Bulan di Kabupaten Bondowoso, 2022 <i>Number of Traffic Accidents by Month in Bondowoso Regency, 2022....</i> | 192 |
| 4.5.4 | Banyaknya Perkara Pidana Menurut Jenis Tindak Pidana dan Telah Diputus di Kabupaten Bondowoso, 2022 <i>Number of Civil Cases by Kinds of Accusation and Had Decisioned in Bondowoso Regency, 2022.....</i> | 193 |
| 4.5.5 | Banyaknya Perkara Perdata Menurut Jenis Gugatan Kabupaten Bondowoso, 2022 <i>Number of Civil Cases by Kinds of Accusation Bondowoso Regency, 2022.....</i> | 194 |
| 4.5.6 | Jumlah Pelayanan/Perusahaan Jasa di Pengadilan Negeri Bondowoso, 2020-2022 <i>Number of Service / Company Service in Court of First Instance Bondowoso, 2020-2022.....</i> | 195 |
| 4.5.7 | Jumlah Narapidana Berdasarkan Putusan Pengadilan Negeri Dan Jenis Kelamin di Kabupaten Bondowoso, 2022 <i>Prisoners By Court of First Instance And Sex in Bondowoso Regency, 2022.....</i> | 196 |
| 4.5.8 | Jumlah Narapidana Menurut Bulan dan Jenis Kelamin di Kabupaten Bondowoso, 2022 <i>Number of Prisoners by Month and Sex in Bondowoso Regency, 2022..</i> | 197 |
| 4.5.9 | Jumlah Narapidana Berdasarkan Putusan Pengadilan Menurut Lama di Penjara dan Jenis Kelamin di Kabupaten Bondowoso, 2022 | |

| | Halaman Page |
|------------|---|
| | <i>Number of Prisoners based on Court of First Instance by Duration of Prisoning and Sex in Bondowoso Regency, 2022</i> 198 |
| 4.5.10 | <i>Jumlah Narapidana Berdasarkan Putusan Pengadilan Menurut Kelompok Usia dan Jenis Kelamin di Kabupaten Bondowoso, 2022 Number of Prisoners Based on Court of First Instance by Age and Sex in Bondowoso Regency, 2022</i> 199 |
| 5. | PERTANIAN, KEHUTANAN, PETERNAKAN, DAN PERIKANAN/ AGRICULTURE, FORESTRY, LIVESTOCK, AND FISHERY |
| 5.1 | HORTIKULTURA HORTICULTURE |
| 5.1.1 | <i>Luas Panen Tanaman Sayuran Menurut Kecamatan dan Jenis Tanaman (ha) di Kabupaten Bondowoso, 2021 dan 2022 Harvested Area of Vegetables by Subdistrict and Kind of Plant (ha) in Bondowoso Regency, 2021 and 2022</i> 215 |
| 5.1.2 | <i>Produksi Tanaman Sayuran Menurut Kecamatan dan Jenis Tanaman (kuintal) di Kabupaten Bondowoso, 2021 dan 2022 Production of Vegetables by Subdistrict and Kind of Plant (quintal) in Bondowoso Regency, 2021 dan 2022</i> 219 |
| 5.1.3 | <i>Luas Panen Tanaman Sayuran dan Buah-buahan Semusim Menurut Jenis Tanaman (ha) di Kabupaten Bondowoso, 2019–2022 Harvested Area of Seasonal Vegetables and Fruits by Kind of Plant (ha) in Bondowoso Regency, 2019–2022</i> 223 |
| 5.1.4 | <i>Produksi Tanaman Sayuran dan Buah-buahan Semusim Menurut Jenis Tanaman (kw) di Kabupaten Bondowoso, 2019–2022</i> 224 |
| 5.1.5 | <i>Luas Panen Tanaman Biofarmaka Menurut Kecamatan dan Jenis Tanaman (m²) di Kabupaten Bondowoso, 2021 dan 2022</i> 225 |
| 5.1.6 | <i>Produksi Tanaman Biofarmaka Menurut Kecamatan dan Jenis Tanaman (kg) di Kabupaten Bondowoso, 2021 dan 2022 Production of Medicinal Plants by Subdistrict and Kind of Plant (kg) in Bondowoso Regency, 2021 and 2022</i> 227 |

| | | |
|--------|--|-----|
| 5.1.7 | Luas Panen Tanaman Biofarmaka Menurut Jenis Tanaman (m ²) di Kabupaten Bondowoso, 2019–2022 <i>Harvested Area of Medicinal Plants by Kind of Plant (m²) in Bondowoso Regency, 2019–2022</i> | 229 |
| 5.1.8 | Produksi Tanaman Biofarmaka Menurut Jenis Tanaman (kg) di Kabupaten Bondowoso, 2019–2022 <i>Production of Medicinal Plants by Kind of Plant (kg) in Bondowoso Regency, 2019–2022</i> | 230 |
| 5.1.9 | Luas Panen Tanaman Hias Menurut Kecamatan dan Jenis Tanaman (m ²) di Kabupaten Bondowoso, 2021 dan 2022 <i>Harvested Area of Ornamental Plants by Subdistrict and Kind of Plant (m²) in Bondowoso Regency, 2021 and 2022</i> | 231 |
| 5.1.10 | Produksi Tanaman Hias Menurut Kecamatan dan Jenis Tanaman (tangkai) di Kabupaten Bondowoso, 2021 dan 2022 <i>Production of Ornamental Plants by Subdistrict and Kind of Plant (stalks) in Bondowoso Regency, 2021 and 2022</i> | 233 |
| 5.1.11 | Luas Panen Tanaman Hias Menurut Jenis Tanaman (m ²) di Kabupaten Bondowoso, 2019–2022 <i>Harvested Area of Ornamental Plants by Kind of Plant (m²) in Bondowoso Regency, 2019–2022</i> | 235 |
| 5.1.12 | Produksi Tanaman Hias Menurut Jenis Tanaman (tangkai) di Kabupaten Bondowoso, 2019–2022 <i>Production of Ornamental Plants by Kind of Plant (stalks) in Bondowoso Regency, 2019–2022</i> | 236 |
| 5.1.13 | Produksi Buah-buahan Menurut Kecamatan dan Jenis Tanaman (kuintal) di Kabupaten Bondowoso, 2021 dan 2022 <i>Production of Fruits by Subdistrict and Kind of Plant (quintal) in Bondowoso Regency, 2021 and 2022</i> | 237 |
| 5.1.14 | Produksi Buah–Buahan dan Sayuran Tahunan Menurut Jenis Tanaman (ton) di Kabupaten Bondowoso, 2019–2022 <i>Production of Annual Fruits and Vegetables by Kind of Plant (ton) in Bondowoso Regency, 2019–2022</i> | 241 |

5.2 PERKEBUNAN

ESTATE CROPS

| | |
|-------|---|
| 5.2.1 | Luas Areal Tanaman Perkebunan Menurut Kecamatan dan |
|-------|---|

| | | |
|------------|--|-----|
| | Jenis Tanaman di Kabupaten Bondowoso (ha), 2021 dan 2022 <i>Planted Area of Estate Crops by Subdistrict and Type of Crops in Bondowoso Regency (ha), 2021 dan 2022.....</i> | 242 |
| 5.2.2 | Produksi Perkebunan Menurut Kecamatan dan Jenis Tanaman di Kabupaten Bondowoso (ton), 2021 dan 2022 <i>Production of Estate by Subdistrict and Type of Crops in Bondowoso Regency (ton), 2021 and 2022.....</i> | 246 |
| 5.3 | TANAMAN PANGAN | |
| | FOOD CROPS | |
| 5.3.1 | Luas Panen, Produksi dan Produktivitas Padi Menurut Kecamatan di Kabupaten Bondowoso (ha), 2022 <i>Harvested Area, Production and Productivity of Paddy by Subdistrict in Bondowoso Regency (ha), 2022.....</i> | 250 |
| 5.3.2 | Persediaan dan Pengeluaran Beras per Bulan (kg) di Kabupaten Bondowoso, 2022 <i>Monthly Stocks and Rice Output (kg) in Bondowoso Regency, 2022.....</i> | 251 |
| 5.3.3 | Data Ketersediaan Produk Pangan di Kabupaten Bondowoso, 2021 <i>Availability of food Products in Bondowoso Regency, 2021</i> | 252 |
| 5.3.4 | Mutasi Baku Sawah Menurut Kecamatan dan Jenis Pengairan di Kabupaten Bondowoso (hektar), 2022 <i>Mutation of Raw Rice Fields by Subdistrict and Irrigation Type in Bondowoso Regency (ha), 2022.....</i> | 253 |
| 5.3.5 | Luas Panen, Produksi dan Produktivitas Jagung Menurut Kecamatan di Kabupaten Bondowoso, 2022 <i>Harvested Area, Production and Productivity of Maize by Subdistrict in Bondowoso Regency, 2022.....</i> | 254 |
| 5.3.6 | Luas Panen, Produksi dan Produktivitas Kedele Menurut Kecamatan di Kabupaten Bondowoso, 2022 <i>Harvested Area, Production and Productivity of Soybeans by Subdistrict in Bondowoso Regency, 2022.....</i> | 255 |
| 5.3.7 | Luas Panen, Produksi dan Produktivitas Kacang Tanah Menurut Kecamatan di Kabupaten Bondowoso, 2022 <i>Harvested Area, Production and Productivity of Peanut by Subdistrict in Bondowoso Regency, 2022.....</i> | 256 |
| 5.3.8 | Luas Panen, Produksi dan Produktivitas Kacang Hijau Menurut Kecamatan di Kabupaten Bondowoso, 2021 | |

| | | |
|------------|---|-----|
| | <i>Harvested Area, Production and Productivity of Green Beans by Subdistrict in Bondowoso Regency, 2021</i> | 257 |
| 5.3.9 | Luas Panen, Produksi dan Produktivitas Ubi Kayu Menurut Kecamatan di Kabupaten Bondowoso, 2022 <i>Harvested Area, Production and Productivity of Cassava by Subdistrict in Bondowoso Regency, 2022</i> | 258 |
| 5.3.10 | Luas Panen, Produksi dan Produktivitas Ubi Jalar Menurut Kecamatan di Kabupaten Bondowoso, 2022 <i>Harvested Area, Production and Productivity of Sweet Potato by Subdistrict in Bondowoso Regency, 2022</i> | 259 |
| 5.3.11 | Himpunan Petani Pemakai Air (HIPPA) Menurut Kecamatan di Kabupaten Bondowoso, 2022 <i>Grouping of Water Users Farmer by Sub Districts in Bondowoso Regency, 2022</i> | 260 |
| 5.4 | PETERNAKAN | |
| | LIVESTOCK | |
| 5.4.1 | Populasi Ternak Menurut Kecamatan dan Jenis Ternak di Kabupaten Bondowoso, 2022 <i>Livestock Population by Subdistrict and Kind of Livestock in Bondowoso Regency, 2022</i> | 261 |
| 5.4.2 | Populasi Unggas Menurut Kecamatan dan Jenis Unggas di Kabupaten Bondowoso, 2022 <i>Poultry Population by Subdistrict and Kind of Poultry in Bondowoso Regency, 2022</i> | 262 |
| 5.4.3 | Jumlah Ternak yang Dipotong Menurut Ternak di Kabupaten Bondowoso, 2022 | 263 |
| | <i>Livestock Slaughtered by Kind of Livestock in Bondowoso Regency, 2022</i> | |
| 5.4.4 | Jumlah Inseminasi Buatan, Akseptor, dan Kelahiran Ternak di Kabupaten Bondowoso, 2021-2022 <i>Number of Artificial Insemination, Acceptor, and Livestocks Breeding in Bondowoso Regency, 2021-2022</i> | 264 |
| 5.4.5 | Produksi Telur Menurut Jenis Unggas Kabupaten Bondowoso, 2021-2022 <i>Egg Production according to Poultry Type in Bondowoso Regency, 2021-2022</i> | 265 |

| | | |
|------------|---|-----|
| 5.4.6 | Jumlah Pengiriman dan Penerimaan Ternak Antar Kabupaten/Propinsi di Kabupaten Bondowoso, 2022 <i>Number of Delivering and Ordering Livestock Inter Regency/Province in Bondowoso Regency, 2022</i> | 266 |
| 5.4.7 | Jumlah Rumah Potong Hewan Menurut Kecamatan dan Status Pemilikan Kabupaten Bondowoso, 2022 <i>Number of Slaughtering House and Ownership Status Bondowoso Regency, 2022</i> | 267 |
| 5.5 | PERIKANAN | |
| | FISHERY | |
| 5.5.1 | Produksi Perikanan (kg) dan Nilai (Rp.) Menurut Obyek Budidaya di Kabupaten Bondowoso, 2022 <i>Production of Fish (Kg) and Value (Rp.) by Cultivation Object in Bondowoso Regency, 2022</i> | 268 |
| 5.5.2 | Produksi Ikan Menurut Kecamatan dan Jenis Perairan Kabupaten Bondowoso (kg), 2022 <i>Fish Production by Kind of Waters and Subdistrict Bondowoso Regency (kg), 2022</i> | 269 |
| 5.5.3 | Jumlah Rumah Tangga Perikanan Menurut Kecamatan dan Jenis Perairan di Kabupaten Bondowoso, 2022 <i>Number of Fishery Huoseholds by Subdistrict and Kinds of Water in Bondowoso Regency, 2022</i> | 270 |
| 5.5.4 | Produksi Benih Ikan dari Balai Benih Ikan (BBI) dan KPR di Kabupaten Bondowoso, 2022 <i>Fish Seed Production from BBI and KPR in Bondowoso Regency, 2022..</i> | 271 |
| 5.6 | KEHUTANAN / FORESTY | |
| 5.6.1 | Luas Kawasan Hutan (Ha) Menurut Kecamatan dan Fungsinya di Kabupaten Bondowoso, 2020 <i>Forest Area by Subdistrict and Its Function in Bondowoso Regency, 2020</i> | 272 |
| 5.6.2 | Luas Lahan Kritis (Ha) Menurut Kecamatan di Kabupaten Bondowoso, 2019-2020 <i>Critical Land Area by Subdistrict in Bondowoso Regency, 2019-2020....</i> | 273 |
| 5.6.3 | Realisasi Produksi dan Penjualan Hasil Hutan Menurut Jenis Produksi di Kabupaten Bondowoso, 2018-2020 | |

| | |
|--|-----|
| <i>Realization of Production and Selling Forest Product by Kinds in Bondowoso Regency, 2018-2020</i> | 274 |
|--|-----|

**6. INDUSTRI, PERTAMBANGAN, DAN ENERGI/
INDUSTRY, MINING, AND ENERGY**

6.1 ENERGI / ENERGY

| | |
|---|-----|
| 6.1.1 Daya Terpasang, Produksi, dan Distribusi Listrik PT. PLN (Persero) pada Cabang/Ranting PLN Menurut Kecamatan di Kabupaten Bondowoso, 2021 <i>Installed Electricity Power, Production, and Distribution of PT. PLN (Persero) at PLN Branch by Subdistrict in Bondowoso Regency, 2021</i> | 285 |
| 6.1.2 Jumlah Pelanggan Listrik Menurut Kecamatan di Kabupaten Bondowoso, 2017–2021 <i>Number of Electricity Customers by Subdistrict in Bondowoso Regency, 2017-2021</i> | 286 |
| 6.1.3 Jumlah Pelanggan dan Air yang Disalurkan Menurut Kecamatan di Kecamatan Bondowoso, 2022 <i>Number of Customers and Distributed Water by Subdistrict in Bondowoso Regency, 2022</i> | 287 |
| 6.1.4 Banyaknya Pelanggan, Daya Terpasang dan Listrik yang Terjual Dan Biaya beban kWh Menurut Golongan Tarif di Kabupaten Bondowoso, 2021 <i>Number of Consumer, Contracted Capacity and Sales of Electricity by Fare Classification in Bondowoso Regency, 2021</i> | 288 |
| 6.1.5 Banyaknya Pelanggan, Daya Terpasang dan Listrik yang Terjual Dan Biaya beban KWH Menurut Golongan Tarif (juta rupiah) di Kabupaten Bondowoso, 2021 <i>Number of Consumer, Contracted Capacity and Sales of Electricity By Fare Classifications (million rupiah) in Bondowoso Regency, 2021</i> | 289 |
| 6.1.6 Banyaknya Pemakaian Air Bersih Produksi PDAM Menurut Jenis Pelanggan di Kabupaten Bondowoso, 2022 <i>Number of Consuming Water Produced by PDAM and Type of Consumer in Bondowoso Regency, 2022</i> | 290 |
| 6.1.7 Banyaknya Pemakaian (konsumsi) Air Bersih Produksi PDAM Menurut Jenis Pelanggan di Kabupaten Bondowoso, 2022 <i>Number of Consuming Water Produced by PDAM and Type of</i> | |

| | Halaman Page |
|------------|-----------------|
| | 291 |
| 6.1.8 | 292 |
| 6.1.9 | 293 |
| 6.1.10 | 294 |
| 6.1.11 | 295 |
| 6.2 | |
| | |
| 6.2.1 | 296 |
| 7. | |
| 7.1 | 305 |
| 7.2 | 306 |
| 7.3 | 307 |

| | | |
|------------|---|-----|
| 8. | TRANSPORTASI DAN KOMUNIKASI/ TRANSPORTATION AND COMMUNICATION | |
| 8.1 | TRANSPORTASI TRANSPORTATION | |
| 8.1.1 | Panjang Jalan ¹ Menurut Tingkat Kewenangan Pemerintahan di Kabupaten Bondowoso (km), 2019–2021 <i>Length of Roads¹ by Level of Government Authority in Bondowoso Regency (km), 2019–2021</i> | 317 |
| 8.1.2 | Panjang Jalan Menurut Jenis Permukaan Jalan di Kabupaten Bondowoso (km), 2019–2021 <i>Length of Roads by Type of Road Surface in Bondowoso Regency (km), 2019–2021</i> | 318 |
| 8.1.3 | Panjang Jalan Menurut Kondisi Jalan di Kabupaten Bondowoso (km), 2019–2021 <i>Length of Roads by Condition of Roads in Bondowoso Regency (km), 2019–2021</i> | 319 |
| 8.1.4 | Banyaknya Jembatan dan Gorong-gorong Menurut Jenis Konstruksi dan Kondisi (km) di Kabupaten Bondowoso, 2022 <i>Number of Bridges and Drainage by Types of Construction and Condition (km) in Bondowoso Regency, 2022</i> | 320 |
| 8.1.5 | Banyaknya Bus dan Penumpang yang Berangkat dan Datang di Terminal Menurut Bulan di Kabupaten Bondowoso, 2022 <i>Number of Bus and Passengers Arrive and Depart in Bus Station by Month in Bondowoso Regency, 2022</i> | 321 |
| 8.1.6 | Jumlah Pemberangkatan Bus dan Penumpang yang Berangkat dan Datang di Terminal Menurut Trayek di Kabupaten Bondowoso, 2022 <i>Number of Bus Departure and Passengers Arrive and Depart in Bus Station by Route in Bondowoso Regency, 2022</i> | 322 |
| 8.1.7 | Jumlah Kendaraan Bermotor Menurut Jenis Kendaraan dan Objek Pajak Berdasar Warna Plat Nomor di Kabupaten Bondowoso, 2021 <i>Number of Motor Vehicles by Type and Kind of Tax Vehicles by Colour of Police Number in Bondowoso Regency, 2021</i> | 323 |
| 8.2 | KOMUNIKASI COMMUNICATION | |

| | | |
|-------|---|-----|
| 8.2.1 | Jumlah Kantor Pos Pembantu Menurut Kecamatan di Kabupaten Bondowoso, 2019–2022 <i>Number of Post Offices Subsidiaries by Subdistrict in Bondowoso Regency, 2019–2022</i> | 324 |
| 8.2.2 | Banyaknya Layanan PT Pos Indonesia yang Dikirim dan Diterima / Diterima Menurut Jenisnya di Kabupaten Bondowoso, 2021-2022 <i>Number of Post Production Facility by Its Type in Bondowoso Regency, 2021-2022</i> | 325 |
| 8.2.3 | Wesel Pos Dalam dan Luar Negeri yang Dikirim dan Diterima di Kabupaten Bondowoso, 2018-2022 <i>Domestic and International Post Draft Sent and Received in Bondowoso Regency, 2018-2022</i> | 326 |
| 8.2.4 | Surat Pos Dalam dan Luar Negeri yang Dikirim dan Diterima di Kabupaten Bondowoso, 2018-2022 <i>Domestic and International Post Draft Sent and Received in Bondowoso Regency, 2018-2022</i> | 327 |
| 8.2.5 | Paket Pos Dalam dan Luar Negeri yang Dikirim dan Diterima di Kabupaten Bondowoso, 2018-2022 <i>Domestic and International Postal Parcels Sent and Received in Bondowoso Regency, 2018-2022</i> | 328 |

**9. PERBANKAN, KOPERASI, DAN HARGA-HARGA/
BANKING, COOPERATIVE, AND PRICES**

**9.1 KOPERASI
COOPERATIVE**

| | | |
|-------|---|-----|
| 9.1.1 | Jumlah Koperasi Aktif Menurut Kecamatan di Kabupaten Bondowoso, 2019–2022 <i>Number of Active Cooperative by Subdistrict in Bondowoso Regency, 2019–2022</i> | 337 |
| 9.1.2 | Jumlah Koperasi Menurut Jenis Koperasi dan Kecamatan di Kabupaten Bondowoso, 2022 <i>Number of Cooperative by Kind of Cooperative and Subdistrict in Bondowoso Regency, 2022</i> | 338 |

**9.2 PERBANKAN
BANKING**

| | | |
|------------|--|-----|
| 9.2.1 | Jumlah Bank di Kabupaten Bondowoso, 2022 <i>Number of Banks in Bondowoso Regency, 2022</i> | 339 |
| 9.2.2 | Jumlah Aktiva dan Posisi Kredit Bank Menurut Bulan di Kabupaten Bondowoso, 2022 (rupiah) <i>Amount of Bank's Asset and Bank Credit Position by Month in Bondowoso Regency, 2022 (rupiah)</i> | 340 |
| 9.2.3 | Posisi Dana Bank Menurut Bulan dan Jenisnya di Kabupaten Bondowoso, 2022 (rupiah) <i>Bank- Fund Outstanding in Bondowoso by Month in Bondowoso Regency, 2022 (rupiah)</i> | 341 |
| 9.2.4 | Posisi Pinjaman Bank Menurut Penggunaan dan Bulan di Kabupaten Bondowoso, 2022 (rupiah) <i>Out Standing of Loans of Bank by Usage and Month in Bondowoso Regency, 2022 (rupiah)</i> | 342 |
| 9.2.5 | Posisi Pinjaman Bank Umum Menurut Sektor Ekonomi di Kabupaten Bondowoso, 2022 (rupiah) <i>Amount of Bank's Asset and Bank Credit Position in Outstanding of Loans of Commercial Bank by Economic Sector in Bondowoso Regency, 2022 (rupiah)</i> | 343 |
| 9.2.6 | Posisi Kredit Usaha Mikro dan Menengah Menurut Penggunaan (ribu rupiah) di Kabupaten Bondowoso, 2022 <i>Credit Position of Small Investment by Usage (thousand rupiah) in Bondowoso Regency, 2022</i> | 345 |
| 9.2.7 | Posisi Kredit Usaha Kecil Menurut Sektor Ekonomi (ribu rupiah) di Kabupaten Bondowoso, 2022 <i>Credit Position of Small Investment by Economic Sector (thousand rupiah) in Bondowoso Regency, 2022</i> | 346 |
| 9.3 | HARGA | |
| | PRICE | |
| 9.3.1 | Perkembangan Harga Produsen Komoditas Tanaman Bahan Pangan di Kabupaten Bondowoso, 2022 <i>Growth of Price of Commodity Producer in Food Need in Bondowoso Regency, 2022</i> | 348 |
| 9.3.2 | Perkembangan Harga Produsen Komoditas Sayur-sayuran di Kabupaten Bondowoso, 2022 | |

| | | |
|------------|---|-----|
| | <i>Growth of Price of Commodity Producer in Vegetable in Bondowoso Regency, 2022.....</i> | 350 |
| 10. | PENGELUARAN PENDUDUK/POPULATION EXPENDITURE | |
| 10.1 | Rata-rata Pengeluaran per Kapita Sebulan Menurut Kelompok Komoditas (rupiah) di Kabupaten Bondowoso, 2021 dan 2022 <i>Monthly Average Expenditure per Capita by Commodity Group (rupiahs) in Bondowoso Regency, 2021 and 2022</i> | 357 |
| 10.2 | Rata-rata Konsumsi Kalori Perkapita Sehari menurut Kelompok Komoditas dan Kelompok Pengeluaran di Kabupaten Bondowoso, 2022 <i>Average Daily Per capita Calorie Consumption by Commodity Group and Expenditure Group cin Bondowoso Regency, 2022.....</i> | 358 |
| 10.3 | Rata-rata Konsumsi Protein Perkapita Sehari menurut Kelompok Komoditas dan Kelompok Pengeluaran di Kabupaten Bondowoso, 2022 <i>Average Daily Per capita Protein Consumption by Commodity Group and Expenditure Group in Bondowoso Regency, 2022</i> | 359 |
| 11. | PERDAGANGAN/TRADE | |
| 11.1 | Banyaknya Perusahaan Menurut Kecamatan dan Badan Hukum di Kabupaten Bondowoso, 2022 <i>Number of Companies by Subdistricts and Legal Entity in Bondowoso Regency, 2022.....</i> | 367 |
| 11.2 | Banyaknya Perusahaan Menurut Kecamatan dan Nilai Investasi di Kabupaten Bondowoso, 2022 <i>Number of Companies by Subdistricts and Investment Value in Bondowoso Regency, 2022.....</i> | 368 |
| 12. | SISTEM NERACA REGIONAL/SYSTEM OF REGIONAL ACCOUNTS | |
| 12.1 | Produk Domestik Regional Bruto Kabupaten Bondowoso Atas Dasar Harga Berlaku Menurut Lapangan Usaha (miliar rupiah), 2018-2022 <i>Gross Regional Domestic Product of Bondowoso Regency at Current Market Prices by Industry (billion rupiahs), 2018-2022.....</i> | 381 |
| 12.2 | Produk Domestik Regional Bruto Kabupaten Bondowoso Atas Dasar Harga Konstan 2010 Menurut Lapangan Usaha (miliar rupiah), 2018-2022 <i>Gross Regional Domestic Product of Bondowoso Regency at 2010</i> | |

| | Halaman Page |
|------------|--|
| | Constant Market Prices by Industry (billion rupiahs), 2018–2022..... 383 |
| 12.3 | Distribusi Persentase Produk Domestik Regional Bruto Kabupaten Bondowoso Atas Dasar Harga Berlaku Menurut Lapangan Usaha, 2018–2022 <i>Percentage Distribution of Gross Regional Domestic Product of Bondowoso Regency at Current Market Prices by Industry, 2018–2022.</i> 385 |
| 12.4 | Laju Pertumbuhan Produk Domestik Regional Bruto Kabupaten Bondowoso Atas Dasar Harga Konstan 2010 Menurut Lapangan Usaha (persen), 2018–2022 <i>Growth Rate of Gross Regional Domestic Product of Bondowoso Regency at 2010 Constant Market Prices by Industry (percent), 2018–2022</i> 387 |
| 12.5 | Produk Domestik Regional Bruto Kabupaten Bondowoso Atas Dasar Harga Berlaku Menurut Jenis Pengeluaran (miliar rupiah), 2018–2022 <i>Gross Regional Domestic Product of Bondowoso Regency at Current Market Prices by Type of Expenditure (billion rupiahs), 2018–2022</i> 389 |
| 12.6 | Produk Domestik Regional Bruto Kabupaten Bondowoso Atas Dasar Harga Konstan 2010 Menurut Jenis Pengeluaran (miliar rupiah), 2018–2022 <i>Gross Regional Domestic Product of Bondowoso Regency at 2010 Constant Market Prices by Type of Expenditure (billion rupiahs), 2018–2022</i> 390 |
| 12.7 | Distribusi Persentase Produk Domestik Regional Bruto Atas Dasar Harga Berlaku Menurut Pengeluaran, 2018–2022 <i>Percentage Distribution of Gross Regional Domestic Product at Current Prices by Expenditure, 2018–2022</i> 391 |
| 12.8 | Laju Pertumbuhan Produk Domestik Regional Bruto Atas Dasar Harga Konstan 2010 Menurut Pengeluaran, 2018–2022 <i>Growth Rate of Gross Regional Domestic Product at 2010 Constant Prices by Expenditure, 2018–2022</i> 392 |
| 13. | PERBANDINGAN ANTAR KABUPATEN/ KOTA/ REGENCY/MUNICIPAL COMPARISON |

| | Halaman Page | |
|------|--|-----|
| 13.1 | Jumlah Penduduk Menurut Kabupaten/ Kota di Provinsi Jawa Timur, 2018–2022 <i>Population by Regency/Municipality in East Java Province, 2018– 2022</i> | 399 |
| 13.2 | Laju Pertumbuhan Produk Domestik Regional Bruto Atas Dasar Harga Konstan 2010 Menurut Kabupaten/ Kota di Provinsi Jawa Timur (persen), 2018–2022 <i>Rate of Growth of Gross Regional Domestic Products at Constant 2010 Prices by Regency/Municipality in East Java Province (percent), 2018–2022</i> | 401 |
| 13.3 | Jumlah Penduduk Miskin Menurut Kabupaten/ Kota di Provinsi Jawa Timur (ribu), 2018–2022 <i>Number of Poor Population by Regency/Municipality in East Java Province (thousand), 2018–2022</i> | 403 |
| 13.4 | Indeks Pembangunan Manusia Menurut Kabupaten/ Kota di Provinsi Jawa Timur, 2018–2022 <i>Human Development Index by Regency/Municipality in East Java Province, 2018–2022</i> | 405 |

DAFTAR GAMBAR/LIST OF FIGURES

| | Halaman Page |
|-----|---|
| 1.1 | Luas Daerah Menurut Kecamatan (km^2) di Kabupaten Bondowoso, 2022 <i>Area of Subdistrict (km^2) in Bondowoso Regency, 2022</i> 7 |
| 1.2 | Jarak Kecamatan ke Ibukota Kabupaten (km) di Kabupaten Bondowoso, 2022 <i>Subdistrict Distance to Regency Capital (km) in Bondowoso Regency, 2022</i> 8 |
| 2.1 | Jumlah Desa/Kelurahan Menurut Kecamatan di Kabupaten Bondowoso, 2022 <i>Number of Villages¹/Kelurahan by Subdistrict in Bondowoso Regency, 2022</i> 25 |
| 2.2 | Jumlah Pegawai Negeri Sipil Menurut Tingkat Pendidikan di Kabupaten Bondowoso, 2022 <i>Number of Civil Servants by Educational Level in Bondowoso Regency, 2022</i> 26 |
| 3.1 | Piramida Penduduk Menurut Kelompok Umur di Kabupaten Bondowoso, 2022 <i>Population Pyramid by Age Group in Bondowoso Regency, 2022</i> 55 |
| 3.2 | Persentase Penduduk Menurut Kecamatan di Kabupaten Bondowoso, 2022 <i>Percentage of Population by Subdistrict in Bondowoso Regency, 2022</i> 56 |
| 4.1 | Faktor Penyebab Perceraian Menurut Bulan di Kabupaten Bondowoso, 2022 <i>Divorce Factors by Month in Bondowoso Regency, 2022</i> 93 |
| 4.2 | Garis Kemiskinan dan Jumlah Penduduk Miskin di Kabupaten Bondowoso, 2014–2022 <i>Poverty Line and Number of Poor People in Bondowoso Regency, 2014–2022</i> 94 |

| | | |
|-----|--|-----|
| 5.1 | Luas Panen Tanaman Pangan (ha) di Kabupaten Bondowoso, 2021-2022 <i>Harvested Area of Food Crops (ha) in Bondowoso Regency, 2021-2022</i> | 213 |
| 5.2 | Produksi Tanaman Pangan (ha) di Kabupaten Bondowoso, 2021-2022 <i>Food Crops Production (ha) in Bondowoso Regency, 2021-2022</i> | 214 |
| 6.1 | Daya Terpasang, Produksi dan Distribusi Listrik (KWh) di Kabupaten Bondowoso, 2021 <i>Installed Power, Production and Distribution of Electricity in Bondowoso Regency, 2021</i> | 283 |
| 6.2 | Jumlah Pelanggan Listrik di Kabupaten Bondowoso, 2017-2021 <i>Number of Electric Customers in Bondowoso Regency, 2017-2021</i> | 284 |
| 7.1 | Kunjungan Wisatawan pada Hotel di Kabupaten Bondowoso, 2022 <i>Tourist Visits to Hotels in Bondowoso Regency, 2022</i> | 303 |
| 8.1 | Jumlah Penumpang Bis Domestik yang Berangkat dan Datang di Terminal Kabupaten Bondowoso, 2022 <i>Number of Bus and Passengers Arrive and Depart in Bus Station of Bondowoso Regency, 2022</i> | 315 |
| 8.2 | Panjang Jalan Menurut Jenis Permukaan Jalan di Kabupaten Bondowoso (km), 2021 <i>Length of Roads by Type of Road Surface in Bondowoso Regency (km), 2021</i> | 316 |
| 9.1 | Perkembangan Harga Produsen Komoditas Tanaman Pangan di Kabupaten Bondowoso, 2022 <i>Growth of Price of Commodity Producer in Food Need in Bondowoso Regency, 2022</i> | 335 |
| 9.2 | Perkembangan Harga Produsen Komoditas Sayur-sayuran di Kabupaten Bondowoso, 2022 | |

| | | |
|------|---|-----|
| | <i>Growth of Price of Commodity Producer in Vegetable in Bondowoso Regency, 2022</i> | 336 |
| 10.1 | Persentase Pengeluaran per Kapita Sebulan Menurut Kelompok Komoditas di Kabupaten Bondowoso, 2022 <i>Percentage of Monthly Expenditure per Capita by Commodity Group in Bondowoso Regency, 2022</i> | 355 |
| 10.2 | Rata-rata Pengeluaran Per Kapita Sebulan Menurut Kelompok Pengeluaran di Kabupaten Bondowoso, 2022 <i>Average Monthly Expenditure Per Capita By Expenditure Group in Bondowoso Regency, 2022</i> | 356 |
| 11.1 | Banyaknya Perusahaan Menurut Badan Hukum di Kabupaten Bondowoso, 2021 <i>Number of Companies by Legal Entity in Bondowoso Regency, 2021</i> | 366 |
| 12.1 | PDRB ADHB Menurut Lapangan Usaha (miliar rupiah) di Kabupaten Bondowoso, 2018-2022 <i>GRDP at Current Market Prices by Industry (billion rupiahs) in Bondowoso Regency, 2018-2022</i> | 379 |
| 12.2 | Laju Pertumbuhan PDRB Kabupaten Bondowoso ADHK 2010 Menurut Lapangan Usaha (persen), 2018–2022 <i>Growth Rate of GRDP of Bondowoso Regency at 2010 Constant Market Prices by Industry (percent), 2018–2022</i> | 380 |
| 13.1 | Indeks Pembangunan Manusia Menurut Kabupaten/Kota di Provinsi Jawa Timur, 2022 <i>Human Development Index by Regency/Municipality in East Java Province, 2022</i> | 397 |

PENJELASAN UMUM/EXPLANATORY NOTES

Tanda-tanda, satuan-satuan, dan lain-lainnya yang digunakan dalam publikasi ini adalah sebagai berikut:

Symbols, measurement units, and acronyms which are used in this publication, are as follows:

1. TANDA-TANDA/SYMBOLS

| | |
|---|-------|
| Data tidak tersedia/Data not available | : ... |
| Tidak ada atau nol /Null or zero | : - |
| Data dapat diabaikan/Data negligible | : 0 |
| Tanda decimal/Decimal point | : , |
| Data tidak dapat ditampilkan/Not applicable | : NA |
| Angka estimasi/Estimated figures | : e |
| Angka diperbaiki/Revised figures | : r |
| Angka sementara/Preliminary figures | : x |
| Angka sangat sementara/Very preliminary figures | : xx |
| Angka sangat sangat sementara/Very very preliminary figures | : xxx |

2. SATUAN/UNITS

| | |
|--|---|
| barel/barrel | : 158,99 liter/ <i>litres</i> = 1/6,2898 m ³ |
| hektar (ha)/ <i>hectare (ha)</i> | : 10 000 m ² |
| kilometer (km)/ <i>kilometres (km)</i> | : 1 000 meter/ <i>meters (m)</i> |
| knot/ <i>knot</i> | : 1,8523 km/jam (<i>km/hour</i>) |
| kuintal/ <i>quintal</i> | : 100 kg |
| KWh | : 1 000 Watt <i>hour</i> |
| MWh | : 1 000 KWh |
| liter (untuk beras)/ <i>litre (for rice)</i> | : 0,80 kg |
| MMSCF | : 1/35,3 m ³ |
| metrik ton (m.ton)/ <i>metric ton (m. ton)</i> | : 0,98421 long ton = 1 000 kg |
| ons/ <i>ounce</i> | : 28,31 gram/ <i>grams</i> |
| ton | : 1 000 kg |

Satuan lain: buah, dus, butir, helai/lembar, kaleng, batang, pulsa, ton kilometer (ton-km), jam, menit, persen (%).

Other units: unit, pack, pieces, sheet, tin, pulse, ton-kilometres(ton-km), hour, minute, percent (%).

Perbedaan angka di belakang koma disebabkan oleh pembulatan angka.

The difference in decimal numbers is caused by rounding.

DAFTAR SINGKATAN/ LIST OF ABBREVIATIONS

| | |
|-----------|--|
| SI | : Stasiun Iklim |
| SIMPK | : Stasiun Meteorologi Pertanian Khusus |
| t.t | : Tempat tidur |
| BCG | : Bacillus Calmette Guerin |
| DPT | : Difteri, Pertusis, Tetanus |
| TT | : Tetanus Toxoid |
| IOT | : Industri Obat Tradisional/ <i>Traditional Medicine Industry</i> |
| IKOT | : Industri Kecil Obat Tradisional/ <i>Traditional Medicine Small</i> |
| Alkes | : Alat kesehatan/ <i>Health Kits</i> |
| PKRT | : Perbekalan Kesehatan Rumah tangga/ <i>Household Health Logistics</i> |
| Kompl | : Komplemen/ <i>Complement</i> |
| IRTP | : Industri Pangan Produksi Rumah Tangga/ <i>Foods Home Industry</i> |
| PBF | : Pedagang Besar Farmasi/ <i>Pharmacy Whole-seller</i> |
| GFK | : Gudang Farmasi Kab/Kota/Regency/ <i>Municipality Pharmacy Warehouse</i> |
| RB | : Rumah Bersalin/ <i>Delivery House</i> |
| Pustu | : Puskesmas pembantu/ <i>Auxiliary Public Health Center</i> |
| BP | : Balai Pengobatan/ <i>Polyclinic</i> |
| TPS | : Tempat Pembuangan Sementara / <i>landfill</i> |
| Jamkesmas | : Jaminan kesehatan masyarakat miskin/ <i>Poor public health insurance</i> |
| PJKMU | : Program Jaminan Kesehatan Masyarakat Umum |
| SIUP | : Surat Ijin Usaha Perdagangan/ <i>Trading Permission Letter</i> |
| TDP | : Tanda Daftar Perusahaan/ <i>Company Registration Identity</i> |
| API | : Angka Pengenal Importir/ <i>Importer's Identity Number</i> |

Statistik Kunci, 2020–2022 Key Statistics, 2020–2022

| Rincian/Description | Satuan/Unit | 2020 | 2021 | 2022 |
|---|----------------------------------|-----------|-----------|-----------|
| (1) | (2) | (3) | (4) | (5) |
| SOSIAL/SOCIAL | | | | |
| Penduduk ¹ /Population ¹ | jiwa/person | 776 151 | 778 525 | 781 417 |
| Laju Pertumbuhan Penduduk ¹ /Population Growth ¹ | % | 0,52 | 0,31 | 0,37 |
| Angka Harapan Hidup ^{1-e} /Life Expectancy Rate ¹ | tahun/years | 66,74 | 66,89 | 67,29 |
| Tingkat Partisipasi Angkatan Kerja -TPAK ^{2,3} Labour Force Participation Rate-LFPR ^{2,3} | % | 75,09 | 73,89 | 74,61 |
| Tingkat Pengangguran Terbuka-TPT ² Unemployment Rate-UR ² | % | 4,13 | 4,46 | 4,32 |
| Penduduk Miskin ⁵ /Poor People ⁴ | jiwa/person | 110 240 | 115 175 | 105 690 |
| Persentase Penduduk Miskin ⁴ Percentage of Poor People ⁴ | % | 14,17 | 14,73 | 13,47 |
| Indeks Pembangunan Manusia-IPM ⁵ Human Development Index ⁵ | – | 66,74 | 66,59 | 67,31 |
| EKONOMI/ECONOMIC | | | | |
| Produk Domestik Regional Bruto (PDRB) Harga Berlaku ⁶ Gross Regional Domestic Bruto (GRDP) at Current Price ⁶ | miliar rupiah billion rupiahs | 19 935,59 | 21 052,23 | 22 901,86 |
| Laju Pertumbuhan Ekonomi ⁸ /Economic Growth ⁷ | % | -1,36 | 3,49 | 3,51 |
| Produk Domestik Regional Bruto (PDRB) Harga Konstan ⁶ Gross Regional Domestic Bruto (GRDP) at Constant Price ⁶ | miliar rupiah billion rupiahs | 13 451,77 | 13 921,65 | 14 410,20 |

- Catatan/Notes: ¹ Hasil proyeksi penduduk Indonesia 2010–2035 (pertengahan tahun/Juni)/The result of Indonesia population projection 2010–2035 (mid year/June)
- ² Kondisi Agustus/Condition at August
- ³ Menggunakan penimbang hasil proyeksi penduduk tahun 2010–2035/Weighted by the 2010–2035 population projection
- ⁴ Kondisi Maret/Condition at March
- ⁵ Sejak tahun 2010, IPM dihitung dengan metode baru. Komponen IPM metode baru adalah angka harapan hidup saat lahir, harapan lama sekolah, rata-rata lama sekolah, dan pengeluaran per kapita/Since 2010, HDI was calculated using new method. New HDI component are life expectancy at birth, expected years of schooling, means years of schooling, and expenditure per capita
- ⁶ Mulai tahun 2010 mengadopsi System of National Account 2008 (SNA 2008)/Since 2010 is in line with System of National Account 2008 (SNA 2008)
- ⁷ Menggunakan tahun dasar 2010 (2010=100)/Using 2010 base year (2010=100)
- ⁸ Menggunakan proyeksi penduduk berdasarkan hasil SP2010/Using population projection based on SP2010

BAB 1

Geografi dan Iklim *Geografi dan Iklim*

Luas wilayah Kab. Bondowoso mencapai **1.518,774 km²**

Didominasi **dataran tinggi**



Fun Fact

Kab. Bondowoso merupakan wilayah yang terkunci daratan **land locked**



Curah hujan tertinggi
Bulan November

PENJELASAN TEKNIS

1. Kabupaten Bondowoso secara geografis berada di wilayah bagian Timur Propinsi Jawa Timur dengan jarak sekitar 200 km dari ibu kota Propinsi Jawa Timur, Surabaya. Kabupaten Bondowoso terletak pada posisi 7°50'10" sampai 7°56'41" Lintang Selatan dan 113°48'10" sampai 113°48'26" Bujur Timur.
2. Wilayah Kabupaten Bondowoso sebelah barat dan utara berbatasan dengan Kabupaten Situbondo, disebelah timur berbatasan dengan Kabupaten Banyuwangi, sedangkan sebelah selatan berbatasan dengan Kabupaten Jember.
3. Luas wilayah Kab. Bondowoso mencapai 1.518,774 Km² yang terbagi menjadi 23 Kecamatan, 209 desa dan 10 Kelurahan.
4. Ketinggian dari permukaan laut rata-rata mencapai ± 347 meter diatas permukaan laut. Wilayah tertinggi ± 1.130 meter dan terendah ± 54 meter.
5. Kondisi dataran di Kab. Bondowoso terdiri dari pegunungan dan perbukitan seluas 44,4%, dataran tinggi 24,9 % dan dataran rendah 30,7 % dari luas wilayah secara keseluruhan.

TECHNICAL NOTES

1. *The Regency of Bondowoso geographically to exist in east region of East Java with distance about 200 km of East Java's Capital, Surabaya. This Regency lay in position 7°50'10" to 7°56'41" Paralel South and 113°48'10" to 113°48'26" Longitude East.*
2. *Bondowoso Regency area ia to border on Situbondo Regency on west and north, on eastside it border on Banyuwangi Regency, while south side to border on Jember Regency.*
3. *The area of Bondowoso regency is about 1.518,774 Km² which divided to 23 Districts, 209 Villages and 10 Sub-Districts.*
4. *Height above from sea surfaces averagely is about ± 347 metres above sea surface. Highest land's ± 1.130 metres and the lowest one's ± 54 metres above sea surface.*
5. *The condition of land of Bondowoso Regency consists of mountains and hills range with large 44,4 %, highland in 24,9 %, and 30,7 % for lower land as a whole area large.*

6. Pegunungan yang ada di Kabupaten Bondowoso adalah pegunungan Ijen yang terletak di bagian timur dan pegunungan Argopuro di sebelah barat.
 7. Sementara itu ada sekitar 35 sungai yang mengalir di Kabupaten Bondowoso antara lain yaitu sungai Deluang, sungai Sampeyan Baru, sungai Mrawan, sungai Tlaga, sungai Wonoboyo, dll.
6. *Mountain range in Bondowoso is Ijen mountain range, which is located in east part, and Argopuro mountain range in west side.*
 7. *There are some rivers lying in Bondowoso Regency is around 35 rivers, among other are Deluang river, Sampeyan baru river, Mrawan river, Tlaga river, Wonoboyo river, and the other.*

<https://bondowosokab.bps.go.id>

ULASAN

Bondowoso merupakan wilayah dataran tinggi yang terletak pada posisi 7°50'10" sampai 7°56'41" Lintang Selatan, serta 113°48'10" sampai 113°48'26" Bujur Timur. Luas wilayah Kabupaten Bondowoso, adalah seluas 1518,774 km².

Wilayah administrasi Kabupaten Bondowoso terdiri dari 23 wilayah kecamatan, 209 desa dan 10 kelurahan, berdasarkan Peraturan Daerah Nomor : 3 Tahun 2019 luas wilayah administrasi masing-masing kecamatan, yaitu: Maesan (58,446 km²), Grujugan (58,347 km²), Tamanan (30,870 km²), Jambesari Darusholah (27,624 km²), Pujer (38,325 km²), Tlogosari (109,680 km²), Sukosari (26,177 km²), Sumber wringin (151,880 km²), Tapen (60,521 km²), Wonosari (37,828 km²), Tenggarang (25,761 km²), Bondowoso (22,841 km²), Curahdami (51,296 km²), Binakal (39,098 km²), Pakem (60,011 km²), Wringin (55,183 km²), Tegal ampel (33,623 km²), Taman Krocok (44,570 km²), Klabang (74,933 km²), Botolinggo (126,818 km²), Ijen (215,660 km²), Prajekan (52,771 km²) serta Kecamatan Cerme (116,511 km²).

Berdasarkan elevasi (ketinggian dari permukaan laut), wilayah administrasi pada daratan tertinggi adalah kantor Kecamatan Ijen (1.130 mdpl) dan terendah Kecamatan Prajekan (54 mdpl).

44,4 % Pegunungan dan Perbukitan
30,7 % Dataran Rendah
24,9 % Dataran Tinggi
Jarak antara Ibukota Kabupaten ke

DESCRIPTION

Bondowoso is a high altitude area w located at position 7 "50'10" to 7 "56'41" South Latitude, and 113 "48'10" to 113 "48'26" East longitude. The total area of Bondowoso Regency is 1518,774 km².

The administrative area of the regency consists of 23 sub-districts, 209 villages and 10 urban villages, Regional Regulation No. 3 2019 area of administration of each district, namely: Maesan (58,446 km²), Grujugan (58,347 km²), Tamanan (30,870 km²), Jambesari Darusholah (27,624 km²), Pujer (38,325 km²), Tlogosari (109,680 km²), Sukosari (26,177 km²), Sumber wringin (151,880 km²), Tapen (60,521 km²), Wonosari (37,828 km²), Tenggarang (25,761 km²), Bondowoso (22,841 km²), Curahdami (51,296 km²), Binakal (39,098 km²), Pakem (60,011 km²), Wringin (55,183 km²), Tegal ampel (33,523 km²), Tama74,933 km²), Botolinggo (126m818 km²), Ijen (215,660 km²), Prajekan (52,771 km²) serta Kecamatan Cerme (116,511 km²).

Based on elevation (elevation from sea level), administrative area on the highest land is Cerme District office (1130 mdpl) and lowest Prajekan District (54 mdpl).

44.4% Mountains and Hills
30.7% Lowland
24.9% Upland

Distance from Regency Capital to :

Ibukota kecamatan :

1. Bondowoso - Maesan: 13 km
2. Bondowoso - Grujungan : 7 km
3. Bondowoso - Tamanan : 15 km
4. Bondowoso - Pujer : 10 km
5. Bondowoso - Jambesari DS: 12 km
6. Bondowoso - Tlogosari : 17 km
7. Bondowoso - Sukosari : 22 km
8. Bondowoso - Sbr.Wringin : 27 km
9. Bondowoso - Tapen : 16 km
10. Bondowoso - Wonosari : 10 km
11. Bondowoso - Tenggarang : 2 km
12. Bondowoso-Bondowoso: 1,2 km
13. Bondowoso - Curahdami : 3 km
14. Bondowoso - Binakal : 7 km
15. Bondowoso - Pakem : 18 km
16. Bondowoso - Wringin : 16 km
17. Bondowoso - Tegalampel : 2 km
18. Bondowoso - Tm.krocok:12 km
19. Bondowoso - Klabang: 19 km
20. Bondowoso - Ijen: 74 km
21. Bondowoso - Botolinggo: 25 km
22. Bondowoso - Prajekan: 24 km
23. Bondowoso - Cermee: 32 km

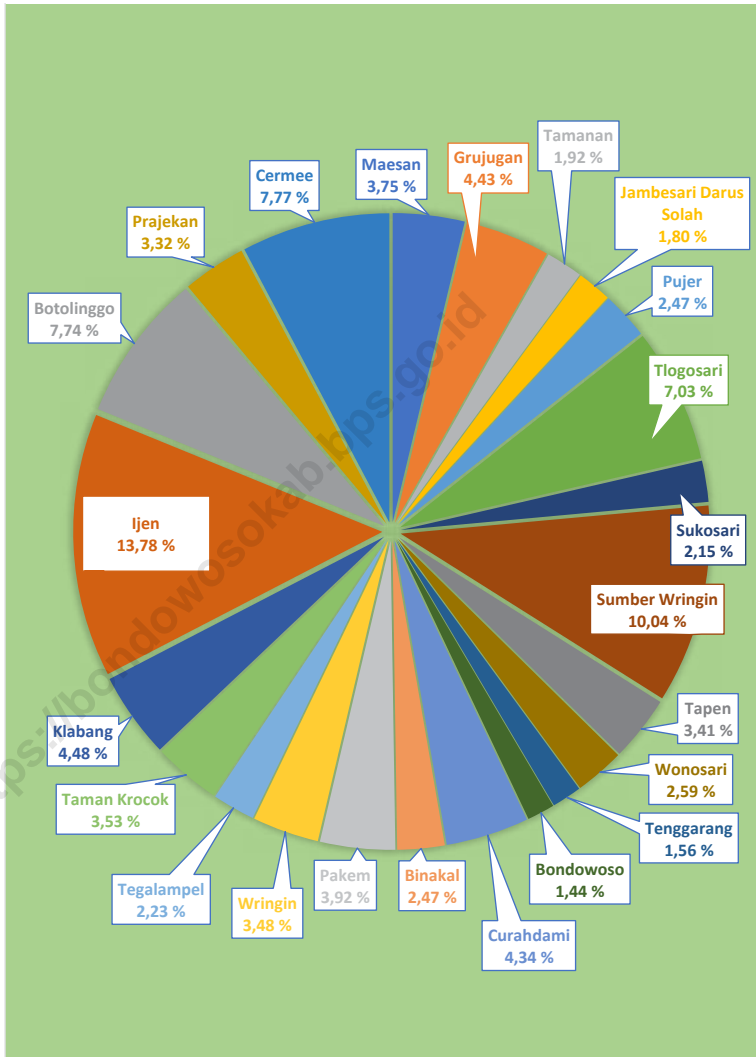
1. Bondowoso - Maesan: 13 km
2. Bondowoso - Grujungan : 7 km
3. Bondowoso - Tamanan : 15 km
4. Bondowoso - Pujer : 10 km
5. Bondowoso - Jambesari DS: 12 km
6. Bondowoso - Tlogosari : 17 km
7. Bondowoso - Sukosari : 22 km
8. Bondowoso - Sbr.Wringin : 27 km
9. Bondowoso - Tapen : 16 km
10. Bondowoso - Wonosari : 10 km
11. Bondowoso - Tenggarang : 2 km
12. Bondowoso-Bondowoso: 1,2 km
13. Bondowoso - Curahdami : 3 km
14. Bondowoso - Binakal : 7 km
15. Bondowoso - Pakem : 18 km
16. Bondowoso - Wringin : 16 km
17. Bondowoso - Tegalampel : 2 km
18. Bondowoso - Tm.krocok:12 km
19. Bondowoso - Klabang: 19 km
20. Bondowoso - Ijen: 74 km
21. Bondowoso - Botolinggo: 25 km
22. Bondowoso - Prajekan: 24 km
23. Bondowoso - Cermee: 32 km

Wilayah Kabupaten Bondowoso di bagian Timur merupakan lereng pegunungan Ijen dan di sebelah barat adalah lereng pegunungan Argopuro. Wilayah Bondowoso dialiri oleh 3 sungai yang cukup panjang yaitu : Sungai Deluang (30 km), sungai Sampeyan Baru (61 km) dan sungai Mrawan (32 km). Keberadaan ketiga sungai tersebut mampu dimanfaatkan sebagai sumber pengairan bagi sebagian besar petani di Kabupaten Bondowoso.

Bondowoso Regency in the eastern part is the slopes of the Ijen mountains and to the west is the slopes of Argopuro mountains. The Bondowoso region is flown by three fairly long rivers: Deluang River (30 km), New Sampeyan river (61 km) and Mrawan river (32 km). The existence of the 3 rivers can be used as a source of irrigation for most farmers in Bondowoso District.

Gambar 1.1
Figures

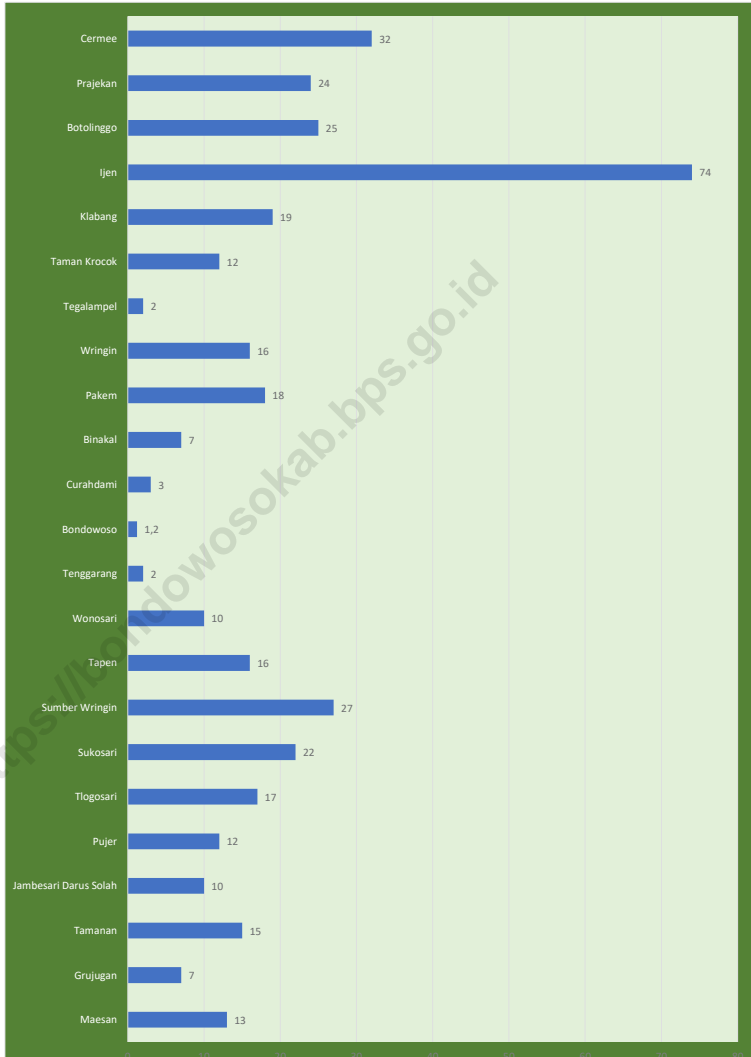
Luas Daerah Menurut Kecamatan (km²) di Kabupaten Bondowoso, 2022
Area of Subdistrict (km²) in Bondowoso Regency, 2022



Sumber/Source: Kantor Pertanahan Kabupaten Bondowoso/Land Affair Office of Bondowoso Regency

Gambar 1.2
Figures

Jarak Kecamatan ke Ibukota Kabupaten (km) di Kabupaten Bondowoso, 2022
Subdistrict Distance to Regency Capital (km) in Bondowoso Regency, 2022



Sumber/Source: Kantor Pertanahan Kabupaten Bondowoso/Land Affair Office of Bondowoso Regency

1.1 KEADAAN GEOGRAFI GEOGRAPHY CONDITION

Tabel 1.1.1 **Luas Daerah dan Jumlah Pulau Menurut Kecamatan di Kabupaten Bondowoso, 2022**
Table 1.1.1 **Total Area and Number of Islands by Subdistrict in Bondowoso Regency, 2022**

| Kecamatan Subdistrict | Ibukota Kecamatan Capital of Subdistrict | Luas Total Area (km ² /sq.km) |
|--------------------------|---|--|
| (1) | (2) | (3) |
| Maesan | Maesan | 58,446 |
| Grujugan | Taman | 58,347 |
| Tamanan | Tamanan | 30,870 |
| Jambesari Darus Sholah | Jambesari | 27,624 |
| Pujer | Kejayan | 38,325 |
| Tlogosari | Pakisan | 109,680 |
| Sukosari | Sukosari Lor | 26,177 |
| Sumber Wringin | Sumber Wringin | 151,880 |
| Tapen | Tapen | 60,521 |
| Wonosari | Wonosari | 37,828 |
| Tenggarang | Tenggarang | 25,761 |
| Bondowoso | Dabasah | 22,841 |
| Curahdami | Curahdami | 51,296 |
| Binakal | Binakal | 39,098 |
| Pakem | Patemon | 60,011 |
| Wringin | Wringin | 55,183 |
| Tegalampel | Sekarputih | 33,623 |
| Taman Krocok | Taman Krocok | 44,570 |
| Klabang | Klabang | 74,933 |
| Ijen | Ijen | 215,660 |
| Botolinggo | Lumutan | 126,818 |
| Prajekan | Prajekan Lor | 52,771 |
| Cermee | Cermee | 116,511 |
| Bondowoso | | 1 518,774 |

Lanjutan Tabel/Continued Table 1.1.1

| Kecamatan Subdistrict | Persentase terhadap Luas Kabupaten Percentage to Province's Area | Jumlah Pulau Number of Islands |
|--------------------------|---|-----------------------------------|
| (1) | (4) | (5) |
| Maesan | 3,85 | - |
| Grujugan | 3,84 | - |
| Tamanan | 2,03 | - |
| Jambesari Darus Sholah | 1,82 | - |
| Pujer | 2,54 | - |
| Tlogosari | 7,22 | - |
| Sukosari | 1,72 | - |
| Sumber Wringin | 10,00 | - |
| Tapen | 3,98 | - |
| Wonosari | 2,49 | - |
| Tenggarang | 1,70 | - |
| Bondowoso | 1,50 | - |
| Curahdami | 3,38 | - |
| Binakal | 2,57 | - |
| Pakem | 3,95 | - |
| Wringin | 3,63 | - |
| Tegalampel | 2,21 | - |
| Taman Krocok | 2,93 | - |
| Klabang | 4,93 | - |
| Ijen | 14,20 | - |
| Botolinggo | 8,35 | - |
| Prajekan | 3,47 | - |
| Cermee | 7,67 | - |
| Bondowoso | 100,00 | - |

Sumber/Source: Kantor Pertanahan Kabupaten Bondowoso/Land Affair Office of Bondowoso Regency

Tabel
Table 1.1.2

Tinggi Wilayah dan Jarak ke Ibukota Kabupaten Bondowoso, 2022
Altitude and Distance to the Capital Bondowoso Regency, 2022

| Kecamatan Subdistrict | Tinggi Wilayah (mdpl) Altitude (m a.s.l) | Jarak ke Ibukota (km) Distance to the Capital (km) |
|--------------------------|---|---|
| (1) | (2) | (3) |
| Maesan | 386,00 | 13,00 |
| Grujugan | 357,00 | 7,00 |
| Tamanan | 345,00 | 15,00 |
| Jambesari Darus Sholah | 345,00 | 10,00 |
| Pujer | 371,00 | 12,00 |
| Tlogosari | 475,00 | 17,00 |
| Sukosari | 529,00 | 22,00 |
| Sumber Wringin | 700,00 | 27,00 |
| Tapen | 184,00 | 16,00 |
| Wonosari | 253,00 | 10,00 |
| Tenggarang | 240,00 | 2,00 |
| Bondowoso | 253,00 | 1,20 |
| Curahdami | 247,00 | 3,00 |
| Binakal | 238,00 | 7,00 |
| Pakem | 500,00 | 18,00 |
| Wringin | 502,00 | 16,00 |
| Tegalampel | 240,00 | 2,00 |
| Taman Krocok | 225,00 | 12,00 |
| Klabang | 162,00 | 19,00 |
| Ijen | 1 130,00 | 74,00 |
| Botolinggo | 128,00 | 25,00 |
| Prajekan | 54,00 | 24,00 |
| Cermee | 116,00 | 32,00 |
| Bondowoso | - | - |

Sumber/Source: Kantor Pertanahan Kabupaten Bondowoso/Land Affair Office of Bondowoso Regency

Tabel
Table 1.1.3**Penerbitan Sertifikat Tanah Menurut Kecamatan di Kabupaten Bondowoso, 2022**
Publishing Land Certificate by Sub District in Bondowoso Regency, 2022

| Kecamatan Subdistrict | Sertifikat /Certificate | | | | |
|--------------------------|-------------------------|-------------------|-------------------|------------|------------|
| | Hak Milik | Hak Guna Usaha | Hak Guna Usaha | Hak Pakai | Hak Wakaf |
| (1) | (2) | (3) | (4) | (5) | (6) |
| Maesan | 4 158 | - | 68 | 30 | 8 |
| Grujugan | 13 903 | - | 208 | 53 | 75 |
| Tamanan | 9 628 | - | 12 | 11 | 15 |
| Jambesari Darus Sholah | 6 923 | - | 15 | 25 | 33 |
| Pujer | 8 250 | - | 133 | 22 | 12 |
| Tlogosari | 7 805 | - | 8 | 39 | 33 |
| Sukosari | 7 509 | - | 2 | 28 | 19 |
| Sumber Wringin | 1 701 | - | 11 | 20 | 1 |
| Tapen | 8 786 | - | 257 | 8 | 9 |
| Wonosari | 9 601 | - | 479 | 59 | 31 |
| Tenggarang | 5 517 | - | 1 241 | 117 | 12 |
| Bondowoso | 20 687 | - | 6 106 | 204 | 70 |
| Curahdami | 11 976 | - | 777 | 83 | 39 |
| Binakal | 571 | - | - | 10 | 3 |
| Pakem | 2 591 | - | - | 16 | 13 |
| Wringin | 1 727 | - | 24 | 14 | 10 |
| Tegalampel | 6 508 | - | 870 | 14 | 44 |
| Taman Krocok | 1 118 | - | 2 | 21 | 4 |
| Klabang | 2 923 | - | 114 | 49 | 8 |
| Ijen | - | - | - | - | - |
| Botolinggo | 7 637 | - | 94 | 21 | 21 |
| Prajekan | 8 776 | - | 278 | 81 | 10 |
| Cermee | 11 966 | - | 8 | 48 | 11 |
| Bondowoso | 160 261 | - | 10 707 | 973 | 481 |

Sumber/Source: Kantor Pertanahan Kabupaten Bondowoso/Land Affair Office of Bondowoso Regency

1.2 KEADAAN IKLIM CLIMATE CONDITION

Tabel 1.2.1 **Pengamatan Unsur Iklim Menurut Bulan di Kabupaten Banyuwangi, 2022**
Table 1.2.1 **Observation of Climate Elements By Months at Banyuwangi Regency, 2022**

| Bulan Month | 8Suhu/Temperature (°C) | | | Kelembaban/Humidity (%) | | |
|---------------------|------------------------|----------------------|---------------------|-------------------------|----------------------|---------------------|
| | Minimum | Rata-rata Average | Maksimum Maximum | Minimum | Rata-rata Average | Maksimum Maximum |
| (1) | (2) | (3) | (4) | (5) | (6) | (7) |
| Januari/January | 22,3 | 26,8 | 34,0 | 50,0 | 80,9 | 99,0 |
| Februari/February | 21,2 | 27,3 | 33,9 | 55,0 | 79,4 | 98,0 |
| Maret/March | 22,0 | 27,4 | 33,1 | 56,0 | 81,7 | 99,0 |
| April/April | 21,4 | 27,9 | 33,0 | 46,0 | 76,9 | 99,0 |
| Mei/May | 23,7 | 28,1 | 33,0 | 56,0 | 79,1 | 99,0 |
| Juni/June | 22,0 | 27,2 | 33,3 | 57,0 | 79,5 | 99,0 |
| Juli/July | 21,6 | 26,2 | 31,9 | 50,0 | 79,8 | 98,0 |
| Agustus/August | 21,2 | 26,4 | 31,2 | 56,0 | 77,8 | 100,00 |
| September/September | 22,0 | 26,7 | 31,0 | 55,0 | 79,3 | 98,00 |
| Oktober/October | 21,6 | 26,4 | 32,4 | 59,0 | 84,1 | 100,00 |
| November/November | 22,6 | 26,9 | 32,4 | 56,0 | 83,2 | 100,00 |
| Desember/December | 23,0 | 27,4 | 32,8 | 55,0 | 78,5 | 100,00 |

Lanjutan Tabel/*Continued Table 1.2.1*

| Bulan Month | Kecepatan Angin (m/det) Wind Velocity (m/sec) | | | Tekanan Udara/Atmospheric Pressure (mb) | | |
|---------------------|--|----------------------|---------------------|--|----------------------|---------------------|
| | Minimum | Rata-rata Average | Maksimum Maximum | Minimum | Rata-rata Average | Maksimum Maximum |
| (1) | (8) | (9) | (10) | (11) | (12) | (13) |
| Januari/January | Calm | 2,7 | 19,0 | 997,6 | 1 003,1 | 1 007,7 |
| Februari/February | Calm | 3,4 | 19,0 | 998,6 | 1 002,5 | 1 006,0 |
| Maret/March | Calm | 3,3 | 20,0 | 997,4 | 1 002,4 | 1 006,6 |
| April/April | Calm | 3,6 | 15,0 | 999,4 | 1 003,3 | 1 007,7 |
| Mei/May | Calm | 3,9 | 17,0 | 999,7 | 1 003,7 | 1 011,7 |
| Juni/June | Calm | 3,5 | 15,0 | 1 001,2 | 1 004,5 | 1 007,6 |
| Juli/July | Calm | 3,8 | 13,0 | 1 000,7 | 1 005,0 | 1 008,2 |
| Agustus/August | Calm | 3,9 | 18,0 | 1 001,8 | 1 005,4 | 1 009,1 |
| September/September | Calm | 4,2 | 16,0 | 1 000,8 | 1 005,8 | 1 010,4 |
| Oktober/October | Calm | 3,5 | 15,0 | 1 000,7 | 1 004,3 | 1 010,3 |
| November/November | Calm | 2,9 | 16,0 | 998,6 | 1 003,5 | 1 007,7 |
| Desember/December | Calm | 3,6 | 21,0 | 996,9 | 1 002,1 | 1 005,9 |

Sumber/Source: Stasiun Meteorologi Banyuwangi/ *Banyuwangi Meteorological Station*
Menampilkan data dari kabupaten terdekat/*Shows data from nearest regency*

Lanjutan Tabel/*Continued Table 1.2.1*

| Bulan Month | Jumlah Curah Hujan Number of Precipitation (mm) | Jumlah Hari Hujan (hari) Number of Rainy Days (day) | Penyinaran Matahari Duration of Sunshine (%) |
|---------------------|---|--|--|
| (1) | (14) | (15) | (16) |
| Januari/January | 335,2 | 21 | 4,1 |
| Februari/February | 82,3 | 16 | 5,3 |
| Maret/March | 279,6 | 16 | 5,7 |
| April/April | 72,9 | 14 | 7,0 |
| Mei/May | 40,8 | 10 | 7,3 |
| Juni/June | 148,8 | 12 | 7,2 |
| Juli/July | 15,7 | 7 | 6,4 |
| Agustus/August | 40,9 | 9 | 7,2 |
| September/September | 63,0 | 9 | 7,5 |
| Oktober/October | 293,3 | 20 | 4,7 |
| November/November | 324,9 | 16 | 4,8 |
| Desember/December | 144,2 | 16 | 6,6 |

Sumber/*Source*: Stasiun Meteorologi Banyuwangi/ *Banyuwangi Meteorological Station*
Menampilkan data dari kabupaten terdekat/*Shows data from nearest regency*

BAB 2

Pemerintahan *Government*

Realiasi pendapatan pemerintah tahun 2021

Dana Perimbangan sebesar
1 323 758 092,09 (ribu rupiah)



Lain-lain pendapatan
yang sah 121 091 713,71



PAD sebesar 261 603 275,65 (ribu rupiah)

PENJELASAN TEKNIS

1. Dewan Perwakilan Rakyat Daerah (disingkat DPRD) adalah lembaga perwakilan rakyat daerah yang berkedudukan sebagai unsur penyelenggara pemerintahan daerah di provinsi/kabupaten/kota) di Indonesia. DPRD disebutkan dalam UUD 1945 pasal 18 ayat 3: "Pemerintahan daerah provinsi, daerah kabupaten, dan kota memiliki Dewan Perwakilan Rakyat Daerah yang anggota-anggotanya dipilih melalui pemilihan umum". DPRD kemudian diatur lebih lanjut dengan undang-undang, terakhir melalui Undang-Undang Nomor 17 Tahun 2019.
2. Lembaga tinggi negara terdiri dari Majelis Permusyawaratan Rakyat (MPR), Dewan Perwakilan Rakyat (DPR), Badan Pemeriksa Keuangan (BPK), dan Mahkamah Agung (MA), Dewan Perwakilan Daerah (DPD), Mahkamah Konstitusi (MK), dan Komisi Yudisial (KY).
3. Kementerian terdiri dari kementerian koordinator dan kementerian.
4. Kementerian koordinator terdiri dari bidang politik, hukum, dan keamanan (Polhukam), bidang perekonomian, bidang pembangunan manusia dan kebudayaan, dan bidang kemaritiman.

TECHNICAL NOTES

1. *Regional Representatives Council (DPRD abbreviated) is the representative body of the people domiciled area as an element of the regional administration in the provincial / district / city) in Indonesia. Parliament is mentioned in the 1945 Constitution article 18, paragraph 3: "The provincial, district, and the city has a regional council whose members are elected through general elections". Parliament further regulated by law, the latter through Act Number 17 of 2019.*
2. *State supreme agencies consist of The People's Consultative Assembly, The House of Representative, The Audit Board of the Republic of Indonesia, Supreme Court, Local Councils, Constitutional Court, and Judicial Commission.*
3. *Ministries consist of coordinating ministry and departmental ministry.*
4. *Coordinating ministries consist of Coordinating Ministry for Political, Legal, and Security Affairs, Coordinating Ministry for the Economy, Coordinating Ministry for Maritime Affairs, and Coordinating Ministry for Human Development*

5. Kementerian terdiri dari Kementerian Sekretaris Negara, Kementerian Dalam Negeri, Kementerian Luar Negeri, Kementerian Perencanaan Pembangunan Nasional/Bappenas, Kementerian Pertahanan, Kementerian Hukum dan Hak Asasi Manusia, Kementerian Keuangan, Kementerian Energi dan Sumber Daya Mineral, Kementerian Perindustrian, Kementerian Perdagangan, Kementerian Pertanian, Kementerian Perhubungan, Kementerian Kelautan dan Perikanan, Kementerian Ketenagakerjaan, Kementerian Badan Usaha Milik Negara, Kementerian Koperasi dan UKM, Kementerian Pekerjaan Umum dan Perumahan Rakyat, Kementerian Lingkungan Hidup dan Kehutanan, Kementerian Agraria dan Tata Ruang/Badan Pertanahan Nasional, Kementerian Kesehatan, Kementerian Kebudayaan dan Pendidikan Dasar Menengah, Kementerian Sosial, Kementerian Agama, Kementerian Pariwisata, Kementerian Komunikasi dan Informatika, Kementerian Pendayagunaan Aparatur Negara dan Reformasi Birokrasi, Kementerian Pemuda dan Olahraga, Kementerian Desa, Pembangunan Daerah Tertinggal dan Transmigrasi, Kementerian

and Culture.
 5. *Departmental Ministries consist of State Secretary; Ministry of Home Affairs; Ministry of Foreign Affairs; Ministry of National Development Planning/Chairperson of National Development Planning Agency; Ministry of Defense; Ministry of Justice and Human Rights; Ministry of Finance; Ministry of Energy and Mineral Resources; Ministry of Industry; Ministry of Trade; Ministry of Agriculture; Ministry of Transportation; Ministry of Maritime Affairs and Fisheries; Ministry of Manpower; Ministry of State Owned Enterprises; Ministry of Cooperatives and Small and Medium Enterprises; Ministry of Public Works and Public Housing; Ministry of Environment and Forestry; Ministry of Agrarian Affairs and Spatial Planning/National Land Agency; Ministry of Health; Ministry of Culture and Elementary & Secondary Education; Ministry of Social Services; Ministry of Religious Affairs; Ministry of Tourism; Ministry of Communication and Informatics; Ministry of Empowerment of State Apparatus and Bureaucracy Reform; Ministry of Youth and Sports Affairs; Ministry of Village Development, Disadvantaged Regions and Transmigration; Ministry of Research, Technology, and Higher Education; and Ministry of Women Empowerment and Child Protection.*

Riset Teknologi dan Pendidikan Tinggi, dan Kementerian Pemberdayaan Perempuan dan Perlindungan Anak.

6. Setingkat Menteri terdiri dari Kejaksaan Agung, Tentara Nasional Indonesia, dan Kepolisian Negara Republik Indonesia.
7. Lembaga Pemerintah Non Kementerian terdiri dari Arsip Nasional Republik Indonesia, Badan Intelijen Negara, Badan Kepegawaian Negara, Badan Kependudukan dan Keluarga Berencana Nasional, Badan Koordinasi Penanaman Modal, Badan Informasi Geospasial, Badan Meteorologi, Klimatologi, dan Geofisika, Badan Narkotika Nasional, Badan Nasional Penanggulangan Bencana, Badan Nasional Penanggulangan Terorisme, Badan Nasional Penempatan dan Perlindungan Tenaga Kerja Indonesia, Badan Pengawasan Obat dan Makanan, Badan Pengawasan Tenaga Nuklir, Badan Pengawasan Keuangan dan Pembangunan, Badan Pengkajian dan Penerapan Teknologi, Badan Pusat Statistik, Badan SAR Nasional, Badan Standardisasi Nasional, Badan Tenaga Nuklir Nasional, Lembaga Administrasi Negara, Lembaga Ilmu Pengetahuan Indonesia, Lembaga Ketahanan
6. *Ministerial Level Officials consist of, Attorney General, Indonesian National Defense Force, and Indonesian National Police.*
7. *Non Ministerial Institutions consist of National Archive of the Republic of Indonesia, State Intelligence Board, National Civil Service Agency, National Population and Family Planning Board, Investment Coordinating Board, Geospatial Information Agency, Meteorology, Climatology, and Geophysics Agency, National Narcotics Agency, National Agency for Disaster Management, National Counter Terrorism Agency, The National Authority for The Placement and Protection of Indonesian Overseas Workers, National Agency of Drugs and Foods Control, Nuclear Energy Controlling Board, Audit and Development Supervising Agency, Agency for the Assesment and Application Technology, BPS-Statistics Indonesia, National Search and Rescue Agency, National Standardization Board, National Nuclear Energy Board, National Institute of Administration, National Institute of Science, National Resilience Institute, Government Procurement*

Nasional, Lembaga Kebijakan Pengadaan Barang/Jasa Pemerintah, Lembaga Penerbangan dan Antariksa Nasional, Lembaga Sandi Negara, dan Perpustakaan Nasional Republik Indonesia.

Policy Board, National Institute of Space and Aeronautics, National Crypto Agency, and National Library of Republic of Indonesia.

8. Pendapatan Asli Daerah (PAD) adalah pendapatan yang diperoleh daerah yang dipungut berdasarkan peraturan daerah sesuai dengan peraturan perundang-undangan, guna keperluan daerah yang bersangkutan dalam membiayai kegiatannya.
 9. Dana Perimbangan adalah dana yang bersumber dari pendapatan APBN yang dialokasikan kepada Daerah untuk mendanai kebutuhan daerah dalam rangka pelaksanaan desentralisasi.
 10. Lain-lain Pendapatan yang Sah adalah pendapatan lainnya dari pemerintah pusat dan atau dari instansi pusat, serta dari daerah lainnya.
8. *Original Local Government Revenue is revenue that withheld based on local regulations in accordance with the legislation, for the purposes of financing their activities.*
 9. *Balanced Budget is the fund coming from the state budget that allocated to regions to fund their needs in the context of decentralization.*
 10. *Other Legal Revenue is other income that coming from the central government and or from the central agencies, as well as from other local government.*

ULASAN

Kabupaten Bondowoso dibentuk berdasarkan Undang-Undang Nomor 12 Tahun 1950 tentang Pembentukan Daerah-Daerah dalam Lingkungan Propinsi Jawa Timur. Awalnya terbagi menjadi 17 Kecamatan, 10 Kelurahan dan 182 desa. Setelah adanya pemekaran perkembangan wilayah sejak Tahun 2007 Kabupaten Bondowoso terbagi atas 23 kecamatan, 10 kelurahan, dan 209 desa.

Jumlah wakil rakyat yang duduk pada lembaga legislatif, yaitu Dewan Perwakilan Rakyat Daerah (DPRD) sebanyak 45 orang, dengan 40 orang laki-laki dan 5 orang perempuan, berasal dari 8 partai politik hasil pemilu legislatif tahun 2019. Latar belakang pendidikan anggota DPRD Kabupaten Bondowoso bervariasi akan tetapi mayoritas adalah lulusan sarjana strata 1 (23 orang), sarjana strata 2 (7 orang) dan 15 lainnya masih berpendidikan SMA.

Dalam menjalankan fungsinya, DPRD Kabupaten Bondowoso dibentuk 4 komisi yang masing-masing beranggotakan 10 orang.

Ditinjau dari tingkat pendidikan yang ditamatkan oleh Pegawai Negeri Sipil di Lingkungan Pemerintah Bondowoso, 65,82 persen berpendidikan Sarjana atau sebanyak 4.858 orang, kemudian berpendidikan Diploma I/II/III sebanyak 12,53 persen atau 925 orang, untuk SMA 19,26 persen atau 1.422 orang, SMP 208

DESCRIPTION

Bondowoso Regency was established based on Law Number 12 Year 1950 on the Establishment of Areas in East Java Province. Initially it was divided into 17 Subdistricts, 10 Sub-districts and 182 villages. After the expansion of regional development since 2007 Bondowoso Regency is divided into 23 districts, 10 villages, and 209 villages.

The number of legislative representatives, namely the Regional People's Legislative Assembly (DPRD) of 45 people, with 40 men and 5 women, are from 8 political parties elected by the legislative elections in 2019. The educational background of members of the Bondowoso Regional House of Representatives Varied but the majority are graduates of arjana strata 1 (23 peoples), undergraduate degree (7 peoples) and 15 others are still high school educated.

In carrying out its function, Bondowoso Regency DPRD formed 4 commissions, each consisting of 10 people.

Judging from the level of education rescued by Civil Servants in the Government Environment Bondowoso, 65 82 percent educated Bachelor or as many as 4.858 people, then educated Diploma I/II/III 12,53 percent or 925 people, for high school 19,26 percent or 1.422 people, junior high school 208 people or 1,84 percent while still at the elementary level only 0,52 percent or 39 people.

orang atau 1,84 persen sedangkan yang masih berada pada tingkat SD hanya 0,52 persen atau 39 orang.

Keuangan Daerah

Sumber utama penerimaan APBD Kabupaten Bondowoso tahun 2021 adalah dari pajak, pendapatan transfer dan lain-lain pendapatan yang sah

Jumlah realisasi pendapatan asli daerah tahun 2021 mencapai 222,6 miliar rupiah yang terdiri dari pendapatan pajak daerah, redistribusi daerah, hasil perusahaan milik daerah dan pengelolaan kekayaan daerah yang dipisahkan dan lain-lain PAD yang sah Realisasi dana perimbangan sebesar 1,26 triliun rupiah dan lain-lain pendapatan yang sah sebesar 455,0 miliar rupiah Secara menyeluruh terjadi penurunan penerimaan pendapatan daerah dibanding tahun 2020

Sementara itu belanja daerah tahun 2021 yang terealisasi 1,96 triliun rupiah yang meliputi belanja tidak langsung sebesar 1,17 triliun rupiah, dan belanja langsung sebesar 790,9 miliar rupiah

Regional Finance

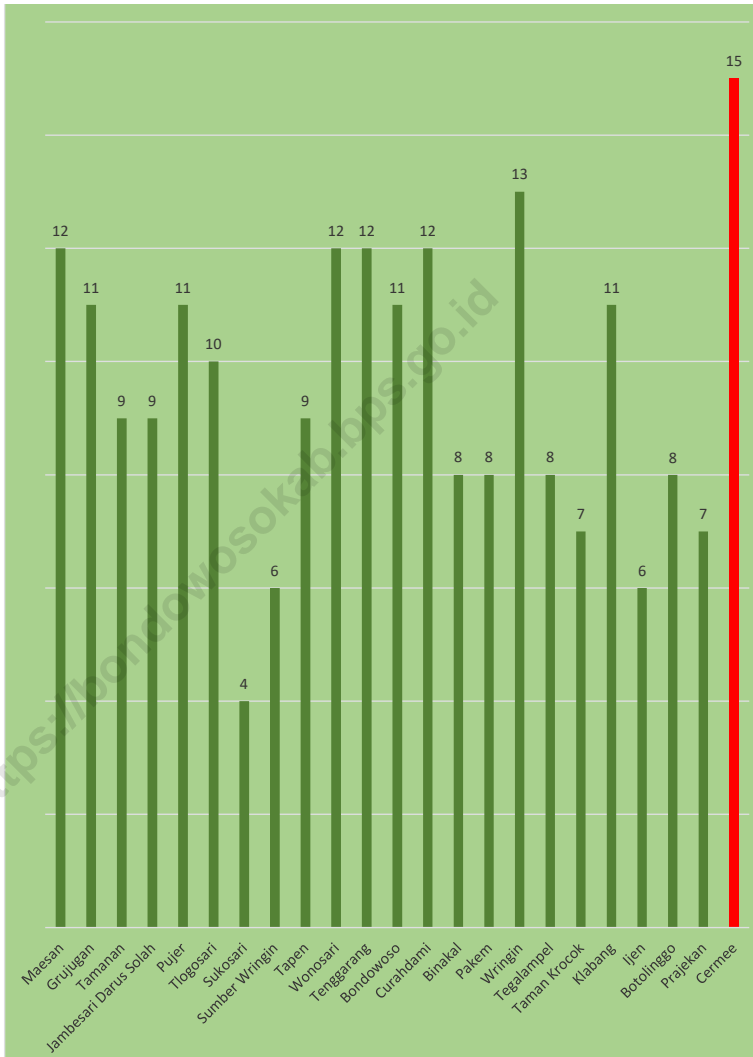
The main sources of Bondowoso Regency's revenue in 2020 are from taxes, transfer revenues and other legitimate income

The total realization of local revenue in 2020 reached 222,6 billion rupiah consisting of local tax revenue, regional retribution, the results of regionally owned companies and the management of separated regional assets and other valid PAD Realization of balancing funds amounting to 1,26 trillion rupiahs and other legal income of 455,0 billion rupiahs Overall there has been a decrease in revenue from regional revenues compared to 2019.

Meanwhile, regional spending in 2020 was realized 1,96 trillion rupiah which included indirect expenditure of 1,17 trillion rupiahs, and direct expenditure of 790,9 billion rupiah

Gambar
Figures 2.1

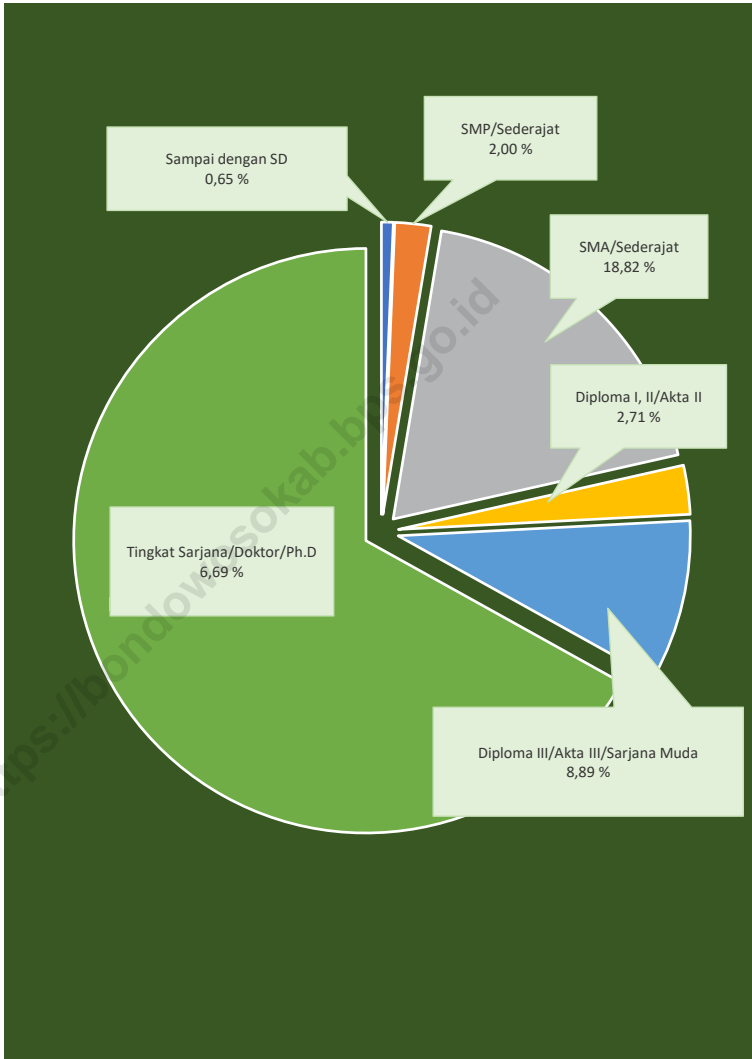
**Jumlah Desa/Kelurahan Menurut Kecamatan di
Kabupaten Bondowoso, 2022**
**Number of Villages¹/Kelurahan by Subdistrict in Bondowoso
Regency, 2022**



Sumber/Source : Berdasarkan Peraturan Menteri Dalam Negeri No. 66 Tahun 2011 tanggal 28 Desember 2011
Based on Minister Of Home Affairs Regulation No 66/2011, December 28, 2011

Gambar 2.2
Figures

Jumlah Pegawai Negeri Sipil Menurut Tingkat Pendidikan di Kabupaten Bondowoso, 2022
Number of Civil Servants by Educational Level in Bondowoso Regency, 2022



Sumber/Source: Badan Kepegawaian Daerah Kabupaten Bondowoso/Official Administration Board of Bondowoso Regency

2.1 WILAYAH ADMINISTRATIF / ADMINISTRATIVE AREA

Tabel 2.1.1 Jumlah Desa¹/Kelurahan Menurut Kecamatan di Kabupaten Bondowoso, 2018–2022
Number of Villages¹/Kelurahan by Subdistrict in Bondowoso Regency, 2018-2022

| Kecamatan Subdistrict | 2018 | 2019 | 2020 | 2021 | 2022 |
|--------------------------|------------|------------|------------|------------|------------|
| (1) | (2) | (3) | (4) | (5) | (6) |
| Maesan | 12 | 12 | 12 | 12 | 12 |
| Grujugan | 11 | 11 | 11 | 11 | 11 |
| Tamanan | 9 | 9 | 9 | 9 | 9 |
| Jambesari Darus Sholah | 9 | 9 | 9 | 9 | 9 |
| Pujer | 11 | 11 | 11 | 11 | 11 |
| Tlogosari | 10 | 10 | 10 | 10 | 10 |
| Sukosari | 4 | 4 | 4 | 4 | 4 |
| Sumber Wringin | 6 | 6 | 6 | 6 | 6 |
| Tapen | 9 | 9 | 9 | 9 | 9 |
| Wonosari | 12 | 12 | 12 | 12 | 12 |
| Tenggarang | 12 | 12 | 12 | 12 | 12 |
| Bondowoso | 11 | 11 | 11 | 11 | 11 |
| Curahdami | 12 | 12 | 12 | 12 | 12 |
| Binakal | 8 | 8 | 8 | 8 | 8 |
| Pakem | 8 | 8 | 8 | 8 | 8 |
| Wringin | 13 | 13 | 13 | 13 | 13 |
| Tegalampel | 8 | 8 | 8 | 8 | 8 |
| Taman Krocok | 7 | 7 | 7 | 7 | 7 |
| Klabang | 11 | 11 | 11 | 11 | 11 |
| Ijen | 6 | 6 | 6 | 6 | 6 |
| Botolinggo | 8 | 8 | 8 | 8 | 8 |
| Prajejan | 7 | 7 | 7 | 7 | 7 |
| Cermee | 15 | 15 | 15 | 15 | 15 |
| Bondowoso | 219 | 219 | 219 | 219 | 219 |

Catatan/Note: ¹ Termasuk kelurahan dan Unit Permukiman Transmigrasi (UPT)/Include Transmigration Settlement Unit

Sumber/Source: Peraturan Kepala Badan Pusat Statistik Nomor 29 Tahun 2018 Tanggal 15 Januari 2018 tentang Perubahan Atas Peraturan Kepala Badan Pusat Statistik Nomor 55 Tahun 2017 tentang Kode dan Nama Wilayah Kerja Statistik Tahun 2017
 Chief Statistician Regulation Number 29/2018, January 15 2018, as a revision of Chief Statistician Regulation Number 55 of 2017 on Code and Name of Regional Level of Data Collection.

2.2 DEWAN PERWAKILAN RAKYAT DAERAH REGIONAL HOUSE OF REPRESENTATIVE

Tabel 2.2.1 Jumlah Anggota Dewan Perwakilan Rakyat Daerah Menurut Partai Politik dan Jenis Kelamin di Kabupaten Bondowoso, 2022
Number of Members of The Regional House of Representatives by Political Parties and Sex in Bondowoso Regency, 2022

| Partai Politik Political Parties | Jenis Kelamin/Sex | | |
|--|-------------------|---------------------|-----------------|
| | Laki-Laki Male | Perempuan Female | Jumlah Total |
| (1) | (2) | (3) | (4) |
| Partai Kebangkitan Bangsa (PKB) | 12 | 2 | 14 |
| Partai Indonesia Perjuangan (PDI-P) | 6 | 1 | 7 |
| Partai Persatuan Pembangunan (PPP) | 5 | 1 | 6 |
| Partai Keadilan Sejahtera (PKS) | 5 | - | 5 |
| Partai Golongan Karya (GOLKAR) | 5 | 1 | 6 |
| Partai Demokrat | 2 | - | 2 |
| Partai Gerakan Indonesia Raya (GERINDRA) | 4 | - | 4 |
| Partai Amanat Nasional | 1 | - | 1 |
| Bondowoso | 40 | 5 | 45 |

Sumber/Source: Sekretariat DPRD Kabupaten Bondowoso/ Secretariat of Legislative of Bondowoso Regency

Tabel
Table 2.2.2

Jumlah Anggota DPRD Menurut Partai Politik dan Tingkat Pendidikan di Kabupaten Bondowoso, 2022
Number of House Representatives by Politic Party and Education Level in Bondowoso Regency, 2022

| Partai Politik Political Parties | Tingkat Pendidikan/Education Level | | | | | |
|--|------------------------------------|-----|-----------|------------------|-----------|----------|
| | SD | SMP | SMA | DIII/ Akademi | S1 | S2 |
| (1) | (1) | (1) | (1) | (5) | (6) | (1) |
| Partai Kebangkitan Bangsa (PKB) | - | - | 6 | - | 6 | 2 |
| Partai Indonesia Perjuangan (PDI-P) | - | - | 2 | - | 4 | 1 |
| Partai Persatuan Pembangunan (PPP) | - | - | 2 | - | 2 | 2 |
| Partai Keadilan Sejahtera (PKS) | - | - | 2 | - | 3 | - |
| Partai Golongan Karya | - | - | 1 | - | 4 | 1 |
| Partai Demokrat | - | - | - | - | 2 | - |
| Partai Gerakan Indonesia Raya (GERINDRA) | - | - | 1 | - | 2 | 1 |
| Partai Amanat Nasional | - | - | 1 | - | - | - |
| Bondowoso | - | - | 18 | - | 23 | 6 |

Sumber/Source: Sekretariat DPRD Kabupaten Bondowoso/Secretariat of Legislative of Bondowoso Regency

2.3 SUMBER DAYA MANUSIA HUMAN RESOURCES

Tabel 2.3.1 Jumlah Pegawai Negeri Sipil Menurut Jabatan dan Jenis Kelamin di Kabupaten Bondowoso, Desember 2021 dan Desember 2022
Number of Civil Servants by Occupation and Sex in Bondowoso Regency, Desember 2021 dan Desember 2022

| Jabatan <i>Occupation</i> | 2021 | | Jumlah <i>Total</i> |
|---|--------------------------|----------------------------|------------------------|
| | Laki-laki <i>Male</i> | Perempuan <i>Female</i> | |
| (1) | (2) | (3) | (4) |
| Fungsional Tertentu <i>Specific Functional</i> | 1 982 | 2 510 | 4 492 |
| Fungsional Umum <i>Staf General Functional</i> | 1 984 | 839 | 2 823 |
| Struktural/ <i>Structural</i> | 427 | 197 | 624 |
| Eselon V/ <i>5th Echelon</i> | - | - | - |
| Eselon IV/ <i>4th Echelon</i> | 262 | 166 | 426 |
| Eselon III/ <i>3rd Echelon</i> | 138 | 27 | 165 |
| Eselon II/ <i>2nd Echelon</i> | 27 | 4 | 31 |
| Eselon I/ <i>1st Echelon</i> | - | - | - |
| Jumlah/<i>Total</i> | 4 393 | 3 546 | 7 939 |

Lanjutan Tabel/*Continued Table 2.3.1*

| Jabatan <i>Occupation</i> | 2022 | | Jumlah <i>Total</i> |
|-------------------------------------|--------------------------|----------------------------|------------------------|
| | Laki-laki <i>Male</i> | Perempuan <i>Female</i> | |
| (1) | (5) | (6) | (7) |
| Administrator/ <i>Administrator</i> | 130 | 30 | 160 |
| JFT Guru/ <i>JFT Teacher</i> | 1 420 | 1 655 | 3 075 |
| JFT Medis/ <i>JFT Medic</i> | 210 | 654 | 864 |
| JFT Teknis | 251 | 139 | 390 |
| JFU | 1 782 | 864 | 2 646 |
| JPT Pratama | 26 | 4 | 30 |
| Pengawas | 139 | 76 | 215 |
| Jumlah/<i>Total</i> | 3 958 | 3 422 | 7 380 |

Sumber/*Source*: Badan Kepegawaian Daerah Kabupaten Bondowoso/*Official Administration Board of Bondowoso Regency*

Tabel
Table 2.3.2

Jumlah Pegawai Negeri Sipil Menurut Tingkat Pendidikan dan Jenis Kelamin di Kabupaten Bondowoso, Desember 2021 dan Desember 2022
Number of Civil Servants by Educational Level and Sex in Bondowoso Regency, December 2021 dan Desember 2022

| Tingkat Pendidikan <i>Educational Level</i> | 2021 | | |
|---|--------------------------|----------------------------|------------------------|
| | Laki-laki <i>Male</i> | Perempuan <i>Female</i> | Jumlah <i>Total</i> |
| (1) | (2) | (3) | (4) |
| Sampai dengan SD <i>Up to Primary School</i> | 63 | 2 | 65 |
| SMP/Sederajat <i>General Vocational Junior High School</i> | 186 | 1 | 187 |
| SMA/Sederajat <i>General/Vocational Senior High School</i> | 1 399 | 402 | 1 801 |
| Diploma I, II/Akta I, II <i>Diploma I, II/Akta I, II</i> | 173 | 108 | 281 |
| Diploma III/Akta III/Sarjana Muda <i>Diploma III/Akta III/Bachelor</i> | 175 | 452 | 627 |
| Tingkat Sarjana/Doktor/Ph.D <i>University Graduates</i> | 2 397 | 2 581 | 4 978 |
| Jumlah/Total | 4 393 | 3 546 | 7 939 |

Lanjutan Tabel/*Continued Table 2.3.2*

| Tingkat Pendidikan <i>Educational Level</i> | 2022 | | |
|---|--------------------------|----------------------------|------------------------|
| | Laki-laki <i>Male</i> | Perempuan <i>Female</i> | Jumlah <i>Total</i> |
| (1) | (2) | (3) | (4) |
| Sampai dengan SD <i>Up to Primary School</i> | 39 | - | 39 |
| SMP/Sederajat <i>General Vocational Junior High School</i> | 136 | - | 136 |
| SMA/Sederajat <i>General/Vocational Senior High School</i> | 1 156 | 266 | 1 422 |
| Diploma I, II/Akta I, II <i>Diploma I, II/Akta I, II</i> | 140 | 56 | 196 |
| Diploma III/Akta III/Sarjana Muda <i>Diploma III/Akta III/Bachelor</i> | 180 | 549 | 729 |
| Tingkat Sarjana/Doktor/Ph.D <i>University Graduates</i> | 2 307 | 2 551 | 4 858 |
| Jumlah/Total | 3 958 | 3 422 | 7 380 |

Sumber/*Source*: Badan Kepegawaian Daerah Kabupaten Bondowoso/*Official Administration Board of Bondowoso Regency*

Tabel
Table 2.3.3

**Jumlah Pegawai Negeri Sipil Menurut Tingkat
Kepangkatan dan Jenis Kelamin di Kabupaten
Bondowoso, Desember 2021 dan Desember 2022**
*Number of Civil Servants by Hierarchy and Sex in
Bondowoso Regency, December 2021 and December 2022*

| Pangkat/Golongan/Ruang Hierarchy | 2021 | | |
|-------------------------------------|-------------------|---------------------|-----------------|
| | Laki-laki Male | Perempuan Female | Jumlah Total |
| (1) | (2) | (3) | (4) |
| 1. I/A (Juru Muda) | - | - | - |
| 2. I/B (Juru Muda Tingkat I) | 1 | - | 1 |
| 3. I/C (Juru) | 19 | - | 19 |
| 4. I/D (Juru Tingkat I) | 110 | - | 110 |
| Golongan I/Range I | 130 | - | 130 |
| 5. II/A (Pengatur Muda) | 119 | 8 | 127 |
| 6. II/B (Pengatur Muda Tingkat I) | 334 | 29 | 363 |
| 7. II/C (Pengatur) | 249 | 170 | 419 |
| 8. II/D (Pengatur Tingkat I) | 621 | 221 | 842 |
| Golongan II/Range II | 1 307 | 421 | 1 728 |
| 9. III/A (Penata Muda) | 698 | 673 | 1 371 |
| 10. III/B (Penata Muda Tingkat I) | 504 | 607 | 1 111 |
| 11. III/C (Penata) | 365 | 531 | 896 |
| 12. III/D (Penata Tingkat I) | 421 | 454 | 875 |
| Golongan III/Range III | 1 842 | 2 122 | 3 964 |
| 13. IV/A (Pembina) | 387 | 249 | 636 |
| 14. IV/B (Pembina Tingkat I) | 538 | 592 | 1 130 |
| 15. IV/C (Pembina Utama Muda) | 27 | 11 | 38 |
| 16. IV/D (Pembina Utama Madya) | - | 1 | 1 |
| 17. IV/E (Pembina Utama) | - | - | - |
| Golongan IV/Range IV | 952 | 853 | 1 805 |
| Jumlah/Total | 4 393 | 3 546 | 7 939 |

Lanjutan Tabel/*Continued Table 2.3.3*

| Pangkat/Golongan/Ruang <i>Hierarchy</i> | 2022 | | |
|--|--------------------------|----------------------------|------------------------|
| | Laki-laki <i>Male</i> | Perempuan <i>Female</i> | Jumlah <i>Total</i> |
| (1) | (5) | (6) | (7) |
| 1. I/A (Juru Muda) | - | - | - |
| 2. I/B (Juru Muda Tingkat I) | - | - | - |
| 3. I/C (Juru) | 6 | - | 6 |
| 4. I/D (Juru Tingkat I) | 96 | - | 96 |
| Golongan I/Range I | 102 | - | 102 |
| 5. II/A (Pengatur Muda) | 93 | 1 | 94 |
| 6. II/B (Pengatur Muda Tingkat I) | 263 | 13 | 226 |
| 7. II/C (Pengatur) | 242 | 278 | 520 |
| 8. II/D (Pengatur Tingkat I) | 686 | 246 | 932 |
| Golongan II/Range II | 1 284 | 538 | 1 822 |
| 9. III/A (Penata Muda) | 489 | 523 | 1 012 |
| 10. III/B (Penata Muda Tingkat I) | 480 | 549 | 1 029 |
| 11. III/C (Penata) | 370 | 549 | 919 |
| 12. III/D (Penata Tingkat I) | 424 | 503 | 927 |
| Golongan III/Range III | 1 763 | 2 124 | 3 887 |
| 13. IV/A (Pembina) | 316 | 234 | 550 |
| 14. IV/B (Pembina Tingkat I) | 473 | 519 | 992 |
| 15. IV/C (Pembina Utama Muda) | 26 | 11 | 37 |
| 16. IV/D (Pembina Utama Madya) | 2 | 1 | 3 |
| 17. IV/E (Pembina Utama) | - | - | - |
| Golongan IV/Range IV | 817 | 765 | 1 582 |
| Jumlah/Total | 7 932 | 6 854 | 14 736 |

Sumber/*Source*: Badan Kepegawaian Daerah Kabupaten Bondowoso/*Official Administration Board of Bondowoso Regency*

Tabel 2.3.4 Jumlah Pegawai Negeri Sipil Daerah Menurut Instansi dan Jenis Kelamin di Kabupaten Bondowoso, 2022
Number of Civil Servants by Institution and Sex in Bondowoso Regency, 2022

| Dinas/Instansi Pemerintahan <i>Institution/Office</i> | Jenis Kelamin/Sex | | |
|--|--------------------------|----------------------------|------------------------|
| | Laki-Laki <i>Male</i> | Perempuan <i>Female</i> | Jumlah <i>Total</i> |
| (1) | (2) | (3) | (4) |
| Badan Perencanaan Pembangunan Daerah | 27 | 16 | 43 |
| Badan Kepegawaian Daerah | 46 | 18 | 64 |
| Badan Kesatuan Bangsa dan Politik | 18 | 10 | 28 |
| Badan Penanggulangan Bencana Daerah | 23 | 9 | 32 |
| Badan Pendapatan Daerah | 37 | 11 | 48 |
| Badan Pengolaan Keuangan Asset Daerah | 32 | 22 | 54 |
| Dinas Kependudukan dan Pencatatan Sipil | 11 | 13 | 24 |
| Dinas Kesehatan | 225 | 713 | 938 |
| Dinas Pekerjaan Umum dan Penataan Ruang | 187 | 28 | 215 |
| Dinas Ketahanan Pangan dan Perikanan | 72 | 52 | 124 |
| Dinas Komunikasi dan Informatika | 20 | 14 | 34 |
| Dinas Koperasi, Perindustrian dan Perdagangan | 62 | 18 | 80 |
| Dinas Lingkungan Hidup dan Perrhubungan | 166 | 11 | 177 |
| Dinas Pariwisata, Pemuda, dan Olahraga | 23 | 9 | 32 |
| Dinas Pemberdayaan Masyarakat dan Desa | 21 | 15 | 36 |
| Dinas Pemberdayaan Perempuan dan Keluarga Berencana | 17 | 24 | 41 |
| Dinas Penanam Modal, Pelayanan Terpadu Satu Pintu dan Tenaga Kerja | 29 | 13 | 42 |
| Dinas Pendidikan dan Kebudayaan | 2 457 | 2 537 | 4 994 |
| Dinas Perpustakaan dan Kearsipan | 19 | 8 | 27 |
| Dinas Pertanian | 137 | 70 | 207 |
| Dinas Perumahan dan Kawasan Permukiman | 41 | 9 | 50 |
| Dinas Sosial | 43 | 3 | 46 |
| Inspektora Kabupaten | 35 | 15 | 50 |
| Kecamatan Binakal | 20 | 4 | 24 |
| Kecamatan Bondowoso | 48 | 36 | 84 |
| Kecamatan Botolinggo | 18 | 2 | 20 |
| Kecamatan Cermee | 26 | 1 | 27 |

Lanjutan Tabel/*Continued Table 2.3.4*

| Dinas/Instansi Pemerintahan <i>Institution/Office</i> | Jenis Kelamin/Sex | | |
|--|--------------------------|----------------------------|------------------------|
| | Laki-Laki <i>Male</i> | Perempuan <i>Female</i> | Jumlah <i>Total</i> |
| (1) | (2) | (3) | (4) |
| Kecamatan Curahdami | 27 | 5 | 32 |
| Kecamata Grujugan | 24 | 4 | 28 |
| Kecamatan Ijen | 15 | 1 | 16 |
| Kecamatan Jambesari Darus Sholah | 12 | 1 | 13 |
| Kecamatan Klabang | 18 | 4 | 22 |
| Kecamatan Maesan | 18 | 6 | 24 |
| Kecamatan Pakem | 14 | 1 | 15 |
| Kecamatan Prajekan | 20 | 3 | 23 |
| Kecamatan Pujer | 27 | 3 | 30 |
| Kecamatan Sukosari | 18 | 3 | 21 |
| Kecamatan Sumberwringin | 18 | 2 | 20 |
| Kecamatan Taman Krocok | 16 | 0 | 16 |
| Kecamatan Tamanan | 16 | 3 | 19 |
| Kecamatan Tapen | 15 | 9 | 24 |
| Kecamatan Tegalampel | 21 | 11 | 32 |
| Kecamatan Tenggarang | 20 | 8 | 28 |
| Kecamatan Tlogosari | 17 | 3 | 20 |
| Kecamatan Wonosari | 18 | 7 | 25 |
| Kecamatan Wringin | 17 | 2 | 19 |
| PDAM | 0 | 0 | 0 |
| Rumah Sakit Umum dr.H. Koesnadi Bondowoso | 192 | 290 | 482 |
| Satuan Polisi Pamong Praja | 90 | 6 | 96 |
| Sekretariat Daerah | 107 | 58 | 165 |
| Sekretariat Dewan Perwakilan Daerah | 31 | 17 | 48 |
| Sekretariat KPU | 2 | 0 | 2 |
| Bondowoso | 4 633 | 4 128 | 8 761 |

Sumber/*Source*: Badan Kepegawaian Daerah Kabupaten Bondowoso/*Official Administration Board of Bondowoso Regency*

Tabel
Table 2.3.5**Jumlah Pegawai Pusat Menurut Instansi dan Golongan
Kepangkatan di Kabupaten Bondowoso, 2022**
**Number of Central Employee by the Name of Instances and
Classification of Degree Regency in Bondowoso Regency,
2022**

| Nama Unit Kerja Name of Job Unit | Golongan / Group | | | | Jumlah |
|-------------------------------------|------------------|------------|------------|------------|--------------|
| | I | II | III | IV | |
| (1) | (2) | (3) | (4) | (5) | (6) |
| Kejari Bondowoso | - | 10 | 19 | 6 | 35 |
| KPPN Bondowoso | - | 4 | 10 | 4 | 18 |
| Lapas Bondowoso | - | 36 | 30 | 0 | 66 |
| MAN Bondowoso | - | 1 | 35 | 10 | 46 |
| BPS Kab. Bondowoso | - | 10 | 14 | 1 | 25 |
| Kantor Pertanahan Bondowoso | 1 | 8 | 25 | 2 | 36 |
| Polres Bondowoso | 8 | 570 | 63 | 5 | 646 |
| Pengadilan Agama Bondowoso | - | 4 | 18 | 4 | 26 |
| MTs Bondowoso I | - | 1 | 19 | 11 | 31 |
| MTs Bondowoso II | - | 2 | 23 | 12 | 37 |
| Pengadilan Negeri Bondowoso | - | 4 | 24 | 5 | 33 |
| Kementerian Agama Bondowoso | 6 | 13 | 169 | 71 | 259 |
| KPU Bondowoso | - | 1 | 7 | 1 | 9 |
| Bondowoso | 15 | 664 | 456 | 132 | 1 267 |

Sumber/Source: KPPN Kabupaten Bondowoso/ Exchequer of State Service of Bondowoso Regency

2.4 KEUANGAN PEMERINTAH GOVERNMENT FINANCE

Tabel 2.4.1 Realisasi Pendapatan Pemerintah Kabupaten Bondowoso Menurut Jenis Pendapatan (ribu rupiah), 2018–2021
Actual Bondowoso Regency Government Revenues by Kind of Revenues (thousand rupiahs), 2018–2021

| Jenis Pendapatan/ <i>Kind of Revenues</i> | 2018 | 2019 |
|--|-------------------------|-------------------------|
| (1) | (2) | (3) |
| 1. Pendapatan Asli Daerah (PAD)/<i>Regional Revenue</i> | 203 239 207,72 | 218 538 046,58 |
| 1.1 Pajak Daerah/ <i>Regional Tax</i> | 33 846 189,01 | 36 887 407,89 |
| 1.2 Retribusi Daerah/ <i>Regional Retribution</i> | 25 493 435,08 | 24 693 713,14 |
| 1.3 Hasil Perusahaan Milik Daerah dan Pengelolaan Kekayaan Daerah yang Dipisahkan/ <i>Regional-Owned Company Revenue and Separated Management of Regional Wealth</i> | 3 845 844,44 | 3 977 527,55 |
| 1.4 Lain-lain PAD yang Sah/ <i>Other Regional Revenue</i> | 140 053 739,19 | 152 979 398,01 |
| 2. Dana Perimbangan/<i>Balance Funds</i> | 1 336 039 553,66 | 1 433 245 361,11 |
| 2.1 Bagi Hasil Pajak/ <i>Tax Sharing Revenue</i> | 48 619 505,58 | 41 638 323,80 |
| 2.2 Bagi Hasil Bukan Pajak/Sumber Daya Alam/ <i>Non-Tax Sharing Revenue/Natural Resources</i> | 68 044 170,47 | 60 422 326,85 |
| 2.3 Dana Alokasi Umum/ <i>General Allocation Fund</i> | 910 319 122,00 | 948 677 072,00 |
| 2.4 Dana Alokasi Khusus/ <i>Special Allocation Fund</i> | 309 056 755,61 | 382 507 638,46 |
| 3. Lain-lain Pendapatan yang Sah/<i>Other Revenue</i> | 555 669 855,73 | 441 225 051,74 |
| 3.1 Pendapatan Hibah/ <i>Grant</i> | 60 414 120,00 | 0,00 |
| 3.2 Dana Darurat/ <i>Emergency Fund</i> | 0,00 | 0,00 |
| 3.3 Dana Bagi Hasil Pajak dari Provinsi dan Pemerintah Daerah Lainnya/ <i>Tax Sharing Revenue from Provincial and Other Regional Governments</i> | 91 135 410,23 | 109 488 971,74 |
| 3.4 Dana Penyesuaian dan Otonomi Daerah/ <i>Regional Adjustment and Autonomy Fund</i> | 221 649 839,00 | 239 852 821,00 |
| 3.5 Bantuan Keuangan dari Provinsi atau Pemerintah Daerah Lainnya/ <i>Financial Assistance from Provincial or Other Regional Governments</i> | 182 470 486,50 | 91 883 259,00 |
| 3.6 Lainnya/ <i>Others</i> | 0,00 | 0,00 |
| Jumlah/<i>Total</i> | 2 094 948 617,11 | 2 093 008 459,43 |

Lanjutan Tabel/Continued Table 2.4.1

| Jenis Pendapatan/Kind of Revenues | 2020 (audited) | 2021 (unaudited) |
|--|-------------------------|-------------------------|
| (1) | (4) | (5) |
| 1. Pendapatan Asli Daerah (PAD)/Regional Revenue | 222 657 296,67 | 261 603 275,65 |
| 1.1 Pajak Daerah/Regional Tax | 30 580 807,59 | 35 115 744,65 |
| 1.2 Retribusi Daerah/Regional Retribution | 18 316 717,24 | 14 356 478,05 |
| 1.3 Hasil Perusahaan Milik Daerah dan Pengelolaan Kekayaan Daerah yang Dipisahkan/Regional-Owned Company Revenue and Separated Management of Regional Wealth | 4 203 394,61 | 4 260 079,39 |
| 1.4 Lain-lain PAD yang Sah/Other Regional Revenue | 169 556 377,24 | 207 870 973,56 |
| 2. Dana Perimbangan/Balance Funds | 1 264 055 581,23 | 1 323 758 092,09 |
| 2.1 Bagi Hasil Pajak/Tax Sharing Revenue | 54 240 242,41 | 78 426 748,42 |
| 2.2 Bagi Hasil Bukan Pajak/Sumber Daya Alam/Non-Tax Sharing Revenue/Natural Resources | 45 166 805,62 | 64 340 486,57 |
| 2.3 Dana Alokasi Umum/General Allocation Fund | 851 793 800,00 | 843 159 769,00 |
| 2.4 Dana Alokasi Khusus/Special Allocation Fund | 312 854 733,20 | 337 831 088,10 |
| 3. Lain-lain Pendapatan yang Sah/Other Revenue | 455 044 194,69 | 121 091 713,71 |
| 3.1 Pendapatan Hibah/Grant | 69 302 860,00 | 21 044,78 |
| 3.2 Dana Darurat/Emergency Fund | 0,00 | 0,00 |
| 3.3 Dana Bagi Hasil Pajak dari Provinsi dan Pemerintah Daerah Lainnya/Tax Sharing Revenue from Provincial and Other Regional Governments | 93 730 423,69 | 121 070 561,68 |
| 3.4 Dana Penyesuaian dan Otonomi Daerah/Regional Adjustment and Autonomy Fund | 256 120 568,00 | 0,00 |
| 3.5 Bantuan Keuangan dari Provinsi atau Pemerintah Daerah Lainnya/Financial Assistance from Provincial or Other Regional Governments | 35 890 343,00 | 107,25 |
| 3.6 Lainnya/Others | 0,00 | 0,00 |
| Jumlah/Total | 1 941 757 072,60 | 1 706 453 081,45 |

Sumber/Source: Badan Pengelolaan Keuangan dan Aset Daerah Kabupaten Bondowoso/ Regional Financial and Asset Management of Bondowoso Regency

Tabel
Table 2.4.2**Realisasi Belanja Pemerintah Kabupaten Bondowoso
Menurut Jenis Belanja (ribu rupiah), 2018–2021
Actual Bondowoso Regency Government Expenditures by
Kind of Expenditures (thousand rupiahs), 2018–2021**

| Jenis Pendapatan Kind of Revenues | 2018 | 2019 |
|---|-------------------------|-------------------------|
| (1) | (2) | (3) |
| 1. Belanja Tidak Langsung/Indirect Expenditures | 1 138 617 578,91 | 1 206 986 844,92 |
| 1.1 Belanja Pegawai/Personnel Expenditures | 737 814 919,02 | 772 845 898,94 |
| 1.2 Belanja Bunga/Interest Expenditures | 0,00 | 0,00 |
| 1.3 Belanja Subsidi/Subsidies Expenditures | 2 167 255,60 | 2 676 817,40 |
| 1.4 Belanja Hibah/Grant Expenditures | 79 994 905,89 | 76 915 920,50 |
| 1.5 Belanja Bantuan Sosial/Social Aid Expenditures | 16 320 800,00 | 12 452 000,00 |
| 1.6 Belanja Bagi Hasil/Sharing Fund Expenditure | 5 541 421,61 | 6 448 476,78 |
| 1.7 Belanja Bantuan Keuangan/Financial Aids Expenditures | 296 523 877,10 | 335 617 961,30 |
| 1.8 Belanja Tidak Terduga/Unpredicted Expenditures | 254 399,70 | 29 770,00 |
| 2. Belanja Langsung/Direct Expenditures | 873 449 877,09 | 937 711 448,03 |
| 2.1 Belanja Pegawai/Personnel Expenditures | 33 718 068,13 | 34 256 878,36 |
| 2.2 Belanja Barang dan Jasa/Goods and Services Expenditures | 554 930 464,29 | 535 162 314,10 |
| 2.3 Belanja Modal/Capital Expenditure | 284 801 344,68 | 368 292 255,61 |
| Jumlah/Total | 2 012 067 456,00 | 2 144 658 293,00 |

Lanjutan Tabel/*Continued Table 2.4.2*

| Jenis Pendapatan <i>Kind of Revenues</i> | 2020 (audited) | 2021 (unaudited) |
|---|-------------------------|-------------------------|
| (1) | (4) | (5) |
| 1. Belanja Tidak Langsung/<i>Indirect Expenditures</i> | 1 207 874 811,52 | 973 504 691,31 |
| 1.1 Belanja Pegawai/ <i>Personnel Expenditures</i> | 784 824 843,41 | 799 417 411,00 |
| 1.2 Belanja Bunga/ <i>Interest Expenditures</i> | 0,00 | 0,00 |
| 1.3 Belanja Subsidi/ <i>Subsidies Expenditures</i> | 1 183 163,80 | 1 183 163,80 |
| 1.4 Belanja Hibah/ <i>Grant Expenditures</i> | 70 135 598,60 | 130 514 844,22 |
| 1.5 Belanja Bantuan Sosial/ <i>Social Aid Expenditures</i> | 2 332 500,00 | 35 217 459,04 |
| 1.6 Belanja Bagi Hasil/ <i>Sharing Fund Expenditure</i> | 5 238 886,19 | 6 165 749,55 |
| 1.7 Belanja Bantuan Keuangan/ <i>Financial Aids Expenditures</i> | 343 933 199,52 | 0,00 |
| 1.8 Belanja Tidak Terduga/ <i>Unpredicted Expenditures</i> | 226 620,00 | 1 006 063,70 |
| 2. Belanja Langsung/<i>Direct Expenditures</i> | 749 506 229,59 | 575 495 499,66 |
| 2.1 Belanja Pegawai/ <i>Personnel Expenditures</i> | - | - |
| 2.2 Belanja Barang dan Jasa/ <i>Goods and Services Expenditures</i> | 522 254 951,54 | 397 769 832,20 |
| 2.3 Belanja Modal/ <i>Capital Expenditure</i> | 227 251 278,05 | 177 725 667,46 |
| Jumlah/<i>Total</i> | 1 957 381 041,11 | 1 549 000 190,97 |

Sumber/*Source*: Badan Pengelolaan Keuangan dan Aset Daerah Kabupaten Bondowoso / *Regional Financial and Asset Management of Bondowoso Regency*

Tabel
Table 2.4.3

**Rencana dan Realisasi PBB Sektor Perkotaan di
Kabupaten Bondowoso, 2022**
*Target and Realization of Land and Building Taxes Urban
Sector in Bondowoso Regency, 2022*

| Kecamatan Subdistrict | Rencana Targets | Realisasi Realization | Persentase Percentage |
|--------------------------|----------------------|--------------------------|--------------------------|
| (1) | (2) | (3) | (4) |
| Maesan | 47 145 448 | 47 145 448 | 100,00 |
| Grujugan | 237 085 091 | 133 258 582 | 56,21 |
| Tamanan | 213 781 130 | 99 242 454 | 46,42 |
| Jambesari Darus Sholah | - | - | - |
| Pujer | 221 895 935 | 143 013 106 | 64,45 |
| Tlogosari | 81 302 998 | 81 302 998 | 100,00 |
| Sukosari | 75 729 679 | 74 121 611 | 97,88 |
| Sumber Wringin | - | - | - |
| Tapen | 264 228 485 | 152 508 234 | 57,72 |
| Wonosari | 283 475 359 | 259 929 940 | 91,69 |
| Tenggarang | 365 161 681 | 253 163 759 | 69,33 |
| Bondowoso | 3 170 568 963 | 2 537 350 456 | 80,33 |
| Curahdami | 32 803 927 | 32 361 027 | 98,38 |
| Binakal | - | - | - |
| Pakem | 37 239 015 | 37 239 015 | 100,00 |
| Wringin | 93 320 001 | 91 811 692 | 98,38 |
| Tegalampel | 137 314 263 | 135 794 060 | 98,89 |
| Taman Krocok | - | - | - |
| Klabang | 86 293 993 | 85 310 612 | 98,86 |
| Ijen | - | - | - |
| Botolinggo | - | - | - |
| Prajekan | 187 608 972 | 163 900 744 | 87,36 |
| Cermee | 168 565 810 | 114 799 447 | 68,10 |
| Bondowoso | 5 703 520 751 | 4 442 253 185 | 77,89 |

Sumber/Source: Badan Pendapatan Daerah Kabupaten Bondowoso/ Official of Revenue Bondowoso Regency

Tabel
Table 2.4.4**Rencana dan Realisasi PBB Sektor Perdesaan di
Kabupaten Bondowoso, 2022**
*Target and Realization of Land and Building Taxes Rural
Sector in Bondowoso Regency, 2022*

| Kecamatan Subdistrict | Rencana Targets | Realisasi Realization | Persentase Percentage |
|--------------------------|-----------------------|--------------------------|--------------------------|
| (1) | (2) | (3) | (4) |
| Maesan | 783 576 315 | 740 377 789 | 94,48 |
| Grujugan | 491 552 027 | 436 120 595 | 88,72 |
| Tamanan | 530 767 981 | 166 411 441 | 31,35 |
| Jambesari Darus Sholah | 465 980 487 | 285 963 837 | 61,37 |
| Pujer | 690 332 100 | 455 937 223 | 66,05 |
| Tlogosari | 913 379 938 | 648 610 804 | 71,01 |
| Sukosari | 173 991 625 | 173 991 625 | 100,00 |
| Sumber Wringin | 437 152 699 | 436 684 324 | 99,89 |
| Tapen | 732 593 073 | 604 866 460 | 82,57 |
| Wonosari | 1 000 899 143 | 682 012 738 | 68,14 |
| Tenggarang | 628 858 143 | 449 205 447 | 71,43 |
| Bondowoso | - | - | - |
| Curahdami | 444 978 515 | 443 861 651 | 99,75 |
| Binakal | 250 519 257 | 249 709 958 | 99,68 |
| Pakem | 283 066 313 | 282 600 922 | 99,84 |
| Wringin | 362 522 503 | 361 582 363 | 99,74 |
| Tegalampel | 349 447 166 | 348 714 209 | 99,79 |
| Taman Krocok | 224 612 151 | 224 612 151 | 100,00 |
| Klabang | 403 955 579 | 403 629 669 | 99,92 |
| Ijen | - | - | - |
| Botolinggo | 363 377 681 | 363 053 331 | 99,91 |
| Prajekan | 327 522 093 | 223 808 023 | 66,33 |
| Cermee | 590 771 183 | 577 183 766 | 97,70 |
| Bondowoso | 10 449 856 666 | 8 558 898 326 | 81,90 |

Sumber/Source: Badan Pendapatan Daerah Kabupaten Bondowoso/ Official of Revenue Bondowoso Regency


BAB 3

Penduduk dan Ketenagakerjaan *Population and Employment*

TPAK Kab. Bondowosotahun 2022 sebesar **74,61**



Tiga lapangan usaha utama



Pertanian
174.086 pekerja

Manufaktur
96.576 pekerja

Jasa
183.733 pekerja

PENJELASAN TEKNIS

TECHNICAL NOTES

1. Salah satu sumber utama data kependudukan adalah sensus penduduk yang dilaksanakan setiap sepuluh tahun sekali. Sensus penduduk telah dilaksanakan sebanyak tujuh kali sejak Indonesia merdeka, yaitu tahun 1961, 1971, 1980, 1990, 2000, 2010 dan 2020. Keenam sensus penduduk sebelumnya dilaksanakan dengan menggunakan metode tradisional, yaitu mencatat setiap penduduk dari rumah ke rumah. Pertama kalinya dalam sejarah sensus penduduk di Indonesia, Sensus Penduduk 2020 (SP2020) menggunakan metode kombinasi yaitu dengan memanfaatkan data Administrasi Kependudukan (Admindex) dari Direktorat Jenderal Kependudukan dan Pencatatan Sipil (Ditjen Dukcapil) Kementerian Dalam Negeri (Kemendagri) sebagai data dasar pelaksanaan SP2020. Hal ini dirancang dan dilaksanakan sebagai upaya untuk mewujudkan "SATU DATA KEPENDUDUKAN INDONESIA".

SP2020 mencakup seluruh penduduk yang tinggal di wilayah teritorial Indonesia, mencakup Warga Negara Indonesia (WNI) dan Warga Negara Asing (WNA) yang telah menetap atau berencana menetap di wilayah Indonesia selama minimal satu

1. *One of the source of demographic data is population census, which is conducted every ten years. Population Census has been conducted seven times since Indonesia's independence: 1961, 1971, 1980, 1990, 2000, 2010 and 2020. The previous six population censuses were carried out using the traditional method, canvassing each person door-to-door. For the first time in the history of the population census in Indonesia, the 2020 Population Census (PC2020) used a combined method, that is utilizing Population Administration data managed by the Directorate General of Population and Civil Registration of the Ministry of Home Affairs as the basic data for the population census. This is designed and implemented as an effort to realize "ONE INDONESIA POPULATION DATA".*

PC2020 covered all residents who live in Indonesia's territory, including Indonesian citizens (WNI) and foreign citizens (WNA) who have stayed or plan to stay in Indonesia territory for at least one year. The Indonesian citizens who are covered also include those who are abroad, namely members of the Diplomatic Corps of the Republic of Indonesia and their families abroad and members of the TNI/POLRI and their families who are carrying out Peacekeeping Missions

tahun. WNI yang dicakup juga termasuk mereka yang berada di luar negeri, yaitu Anggota Korps Diplomatik Republik Indonesia beserta keluarganya di luar negeri dan Anggota TNI/POLRI beserta keluarganya yang sedang melakukan misi perdamaian di luar negeri.

Dalam publikasi ini, data yang disajikan merupakan hasil SP2020 (September) dan hasil proyeksi penduduk interim 2020-2023 (pertengahan tahun/Juni).

2. Penduduk Indonesia adalah semua orang yang berdomisili di wilayah teritorial Indonesia, mencakup Warga Negara Indonesia (WNI) dan Warga Negara Asing (WNA) yang telah menetap selama satu tahun atau lebih atau berencana menetap di wilayah Indonesia selama minimal satu tahun. Pada sensus sebelumnya referensi waktu dalam konsep kependudukan adalah enam bulan. Perubahan ini didasari oleh UU No.24 Tahun 2013 tentang Perubahan atas UU No.23 Tahun 2006 tentang Administrasi Kependudukan pada Pasal 15.
3. Laju pertumbuhan penduduk adalah angka yang menunjukkan rata-rata tingkat pertambahan penduduk dalam jangka waktu tertentu. Angka ini dinyatakan sebagai persentase

abroad. The data presented in this publication are the PC2020 results (September) and the result of interim population projection 2020-2023 (midyear/June)

2. *The population of Indonesia are all people who live in Indonesia's territory, including Indonesian citizens and foreign citizens who have lived for one year or more or plan to stay in Indonesia territory for at least one year. In the previous census the time reference in the population concept was six months. This change is based on Law No.24 of 2013 concerning Amendments to Law No.23 of 2006 concerning Population Administration in Article 15.*
3. *Annual population growth rate is a number that shows the average rate of population growth per year in a certain period. This rate is a percentage of the basic population. The method used by Statistics*

dari penduduk dasar. Metode penghitungan laju pertumbuhan penduduk yang digunakan oleh BPS adalah metode geometrik.

Indonesia is the geometric method.

- | | |
|---|---|
| <p>4. Kepadatan penduduk adalah ukuran persebaran penduduk yang menunjukkan jumlah penduduk per kilometer persegi.</p> | <p>4. <i>Population density is measure of the distribution of the population which shows the total population for each square kilometer of area.</i></p> |
| <p>5. Rasio jenis kelamin adalah perbandingan antara penduduk laki-laki dan penduduk perempuan pada suatu wilayah dan waktu tertentu. Biasanya dinyatakan dengan banyaknya penduduk laki-laki untuk 100 penduduk perempuan.</p> | <p>5. <i>Sex ratio is the ratio of males population to females population in a given area and time, usually expressed as the number of males for every 100 females.</i></p> |
| <p>6. Distribusi penduduk adalah pola persebaran penduduk di suatu wilayah, baik berdasarkan batas-batas geografis maupun berdasarkan batas-batas administrasi pemerintahan.</p> | <p>6. <i>Population distribution is the pattern of population distribution in an area, either by geographic boundaries or by government administrative boundaries.</i></p> |
| <p>7. Komposisi penduduk adalah pola persebaran penduduk Menurut karakteristiknya, contoh: penduduk Menurut kelompok umur, penduduk Menurut jenis kelamin.</p> | <p>7. <i>Population compotion is the pattern of population distribution by its characteristics, example: population by age group, population by sex</i></p> |
| <p>8. Penduduk usia kerja adalah penduduk yang berumur 15 tahun ke atas.</p> | <p>8. <i>Working age population is persons of 15 years and over.</i></p> |
| <p>9. Angkatan kerja adalah penduduk</p> | <p>9. <i>Labor force or economically active</i></p> |

usia kerja (15 tahun ke atas) yang bekerja, punya pekerjaan namun sementara tidak bekerja, dan pengangguran.

are persons of 15 years and over, who in the previous week were working, temporarily absent from work but having jobs, and unemployment.

10. Bekerja adalah kegiatan ekonomi yang dilakukan oleh seseorang dengan maksud memperoleh atau membantu memperoleh pendapatan atau keuntungan dan lamanya bekerja paling sedikit 1 jam secara terus menerus dalam seminggu yang lalu (termasuk pekerja keluarga tanpa upah yang membantu dalam suatu usaha/ kegiatan ekonomi).

10. *Working is economic activity conducted by a person and intended to earn income by doing work or helping to do work at least one hour continuously during the reference week (including unpaid family worker/s for any economic activity).*

11. Jumlah jam kerja seluruhnya adalah jumlah jam kerja yang digunakan untuk bekerja (tidak termasuk jam kerja istirahat resmi dan jam kerja yang digunakan untuk hal-hal di luar pekerjaan).

11. *Total working hours is the total hours spent by an employee to perform all jobs (excluding the time used for other activities which are not classified as work).*

12. Lapangan usaha adalah bidang kegiatan dari pekerjaan/tempat bekerja di mana seseorang bekerja. Klasifikasi lapangan usaha mengikuti Klasifikasi Baku Lapangan Usaha Indonesia (KBLI) dalam 1 digit.

12. *Industry is field of a person's activity or establishment. The classification of industries follows the Indonesia Standard Industrial Classification (KBLI) in one digit.*

13. Status pekerjaan adalah kedudukan seseorang dalam unit usaha/kegiatan dalam melakukan pekerjaan.

13. *Employment status is the status of a person at his place of work or establishment where he was employed.*

14. Berusaha sendiri tanpa dibantu orang lain adalah bekerja atau

14. *Own-account worker is a person who works at his own risk without*

berusaha dengan menanggung risiko secara ekonomis, yaitu dengan tidak kembalinya ongkos produksi yang telah dikeluarkan dalam rangka usahanya tersebut, serta tidak menggunakan pekerja dibayar maupun pekerja tak dibayar, termasuk yang sifat pekerjaannya memerlukan teknologi atau keahlian khusus.

assisted by paid per mount worker or unpaid worker include technical job or skill job.

15. Berusaha dibantu buruh tidak tetap/buruh tidak dibayar adalah bekerja atau berusaha atas risiko sendiri, dan menggunakan buruh/pekerja tak dibayar dan atau buruh/pekerja tidak tetap.
 16. Berusaha dibantu buruh tetap/buruh dibayar adalah berusaha atas risiko sendiri dan mempekerjakan paling sedikit satu orang buruh/pekerja tetap yang dibayar.
 17. Buruh/karyawan/pegawai adalah seseorang yang bekerja pada orang lain atau instansi/kantor/ perusahaan secara tetap dengan menerima upah/gaji baik berupa uang maupun barang. Buruh yang tidak mempunyai majikan tetap, tidak digolongkan sebagai buruh/karyawan, tetapi sebagai pekerja bebas. Seseorang dianggap memiliki majikan tetap jika memiliki 1 (satu) majikan (orang/rumah tangga) yang sama dalam sebulan terakhir,
15. *Employer assisted by temporary workers/unpaid worker is a person who works at his own risk and assisted by temporary worker/unpaid worker.*
 16. *Employer assisted by permanent workers/paid workers is a person who does his business at her/his own risk at least one assisted by paid permanent worker.*
 17. *Employee is a person who work permanently for other people or institution/office/ company and gains some money/cash or goods as wage/salary. Labor who have no permanent employer is not categorized as a laborer/ worker/ employee but casual worker. A laborers in general is considered to have a permanent employer if he has the same employer during the past month, particularly for building construction sector is 3 months. If the employer is an*

khusus pada sektor bangunan batasannya tiga bulan. Apabila majikannya instansi/lembaga, boleh lebih dari satu.

institution, more than 1 (one) employer is allowed.

18. Pekerja bebas adalah seseorang yang bekerja pada orang lain/ majikan/institusi yang tidak tetap (lebih dari 1 majikan dalam sebulan terakhir) di usaha pertanian baik berupa usaha rumah tangga maupun bukan usaha rumah tangga, ataupun di nonpertanian atas dasar balas jasa dengan menerima upah atau imbalan baik berupa uang maupun barang, dan baik dengan sistem pembayaran harian maupun borongan.

18. *Casual employee is a person who does not work permanently for other people/employer/ institution (more than 1 employer during the last 1 month) in agricultural sector, either home industry or not home industry, or in non-agricultural sector based on remuneration paid with money or goods, and based on daily or contact payment system.*

19. Pekerja tak dibayar adalah seseorang yang bekerja membantu usaha untuk memperoleh penghasilan/keuntungan yang dilakukan oleh salah seorang anggota rumah tangga atau bukan anggota rumah tangga tanpa mendapat upah/gaji baik berupa uang maupun barang.

19. *Unpaid worker is a person who intended to work without pay either with money or good, in an establishment run by other members of the family, relative or neighbour.*

ULASAN

DESCRIPTION

Kependudukan

Population

Penduduk Kabupaten Bondowoso tahun 2022 berdasarkan Hasil Proyeksi Penduduk Interim sebanyak 781.417 jiwa yang terdiri atas 384.676 jiwa penduduk laki-laki dan 396.741 jiwa penduduk perempuan. Dibandingkan dengan jumlah penduduk tahun 2021, laju pertumbuhan penduduk Bondowoso mengalami peningkatan pertumbuhan sebesar 0,37 persen. Sementara itu besarnya angka rasio jenis kelamin tahun 2022 penduduk laki-laki terhadap penduduk perempuan sebesar 97,0 yang artinya diantara 100 perempuan terdapat 97 orang laki-laki.

The population of Bondowoso Regency 2022 is based on result of Interim Population Projection is 781.417 people, consisting of 384.676 male and 396.741 female population. Compared to the 2021 Population the population growth rate of Bondowoso increased by 0,37 percent. Meanwhile, the number of sex ratio in the year 2022 male population to the female population of 97,0 which means that among 100 women there are 97 men.

Kepadatan penduduk di Kabupaten Bondowoso tahun 2022 mencapai 515 jiwa/km². Kepadatan penduduk di 23 kecamatan cukup beragam dengan kepadatan penduduk tertinggi terletak di kecamatan Bondowoso dengan sebesar 3.383 jiwa/km² dan terendah di Kecamatan Ijen sebesar 56 jiwa/km².

Population density in Bondowoso District in 2021 reached 515 people / km². Population density in 23 sub-districts is quite diverse with the highest population density located in Bondowoso Subdistrict with 3.383 people/km² and the lowest in Ijen Subdistrict is 58 people/km².

Ketenagakerjaan

Employment

Data Sakernas Agustus 2022 tingkat pengangguran penduduk usia 15 tahun ke atas mencapai 4,32 persen dengan Tingkat Partisipasi Angkatan Kerja sebesar 74,61 persen. Meningkatnya pengangguran merupakan dampak nyata dari pandemi Covid-19 yang melanda

Data of Sakernas August 2022, the unemployment rate of population aged 15 years and over reached 4,32 percent with the Labor Force Participation rate of 74,61 percent. Increasing unemployment is a real impact of the Covid-19 pandemic that has hit the world. Two main industry in Bondowoso Regency are agriculture

dunia. Dua lapangan pekerjaan utama *and services.* di Kabupaten Bondowoso adalah Pertanian dan Jasa.

<https://bondowosokab.bps.go.id>

Gambar 3.1
Figures

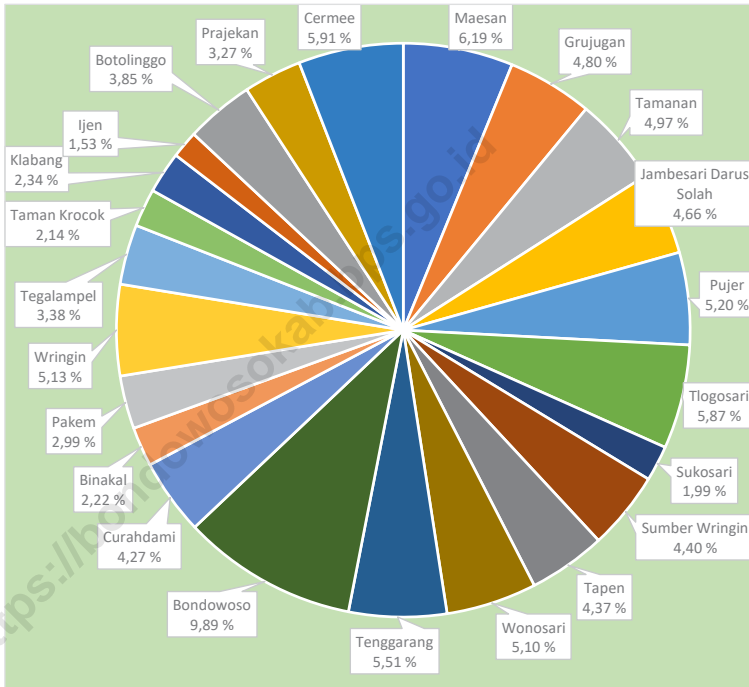
Piramida Penduduk Menurut Kelompok Umur di Kabupaten Bondowoso, 2022
Population Pyramid by Age Group in Bondowoso Regency, 2022



Sumber/Source: Hasil Proyeksi Penduduk Interim 2020–2023 (Pertengahan tahun/Juni)/The result of Interim Population Projection 2020–2023 (mid year/June)

Gambar 3.2
Figures

Persentase Penduduk Menurut Kecamatan di Kabupaten Bondowoso, 2022
Percentage of Population by Subdistrict in Bondowoso Regency, 2022



Sumber/Source: Hasil Proyeksi Penduduk Interim 2020–2023 (Pertengahan tahun/Juni)/The result of Interim Population Projection 2020–2023 (mid year/June)

3.1 PENDUDUK / POPULATION

Tabel 3.1.1 Penduduk, Laju Pertumbuhan Penduduk, Distribusi Persentase Penduduk, Kepadatan Penduduk, Rasio Jenis Kelamin Penduduk Menurut Kecamatan di Kabupaten Bondowoso, 2022
Population, Population Growth Rate, Percentage Distribution of Population, Population Density, and Population Sex Ratio by Subdistrict in Bondowoso Regency, 2022

| Kecamatan Subdistrict | Penduduk Population | | Laju Pertumbuhan Penduduk per Tahun Annual Population Growth Rate (%) | |
|--------------------------|------------------------|-------------------|--|------------------------|
| | 2021 ² | 2022 ² | 2010-2020 ³ | 2021-2022 ⁴ |
| (1) | (2) | (3) | (4) | (5) |
| Maesan | 48 202 | 48 361 | 0,48 | 0,33 |
| Grujugan | 37 314 | 37 540 | 0,77 | 0,61 |
| Tamanan | 38 618 | 38 848 | 0,76 | 0,60 |
| Jambesari Darus Sholah | 36 250 | 36 439 | 0,68 | 0,52 |
| Pujer | 40 408 | 40 617 | 0,68 | 0,52 |
| Tlogosari | 45 777 | 45 879 | 0,37 | 0,22 |
| Sukosari | 15 549 | 15 581 | 0,35 | 0,21 |
| Sumber Wringin | 34 289 | 34 369 | 0,38 | 0,23 |
| Tapen | 34 066 | 34 115 | 0,29 | 0,14 |
| Wonosari | 39 806 | 39 876 | 0,32 | 0,18 |
| Tenggarang | 42 830 | 43 050 | 0,67 | 0,51 |
| Bondowoso | 76 816 | 77 263 | 0,74 | 0,58 |
| Curahdami | 33 249 | 33 380 | 0,55 | 0,39 |
| Binakal | 17 187 | 17 356 | 1,16 | 0,98 |
| Pakem | 23 239 | 23 385 | 0,79 | 0,63 |
| Wringin | 40 059 | 40 068 | 0,16 | 0,02 |
| Tegalampel | 26 276 | 26 409 | 0,67 | 0,51 |
| Taman Krocok | 16 724 | 16 748 | 0,29 | 0,14 |
| Klabang | 18 341 | 18 316 | -0,02 | -0,14 |
| Ijen | 11 936 | 11 984 | 0,56 | 0,40 |
| Botolinggo | 29 989 | 30 060 | 0,39 | 0,24 |
| Prajekan | 25 575 | 25 585 | 0,18 | 0,04 |
| Cermee | 46 025 | 46 188 | 0,51 | 0,35 |
| Bondowoso | 778 525 | 781 417 | 0,52 | 0,37 |

Lanjutan Tabel/Continued Table 3.1.1

| Kecamatan Subdistrict | Persentase Penduduk Percentage of Total Population | | Kepadatan Penduduk per km ² (5) Population Density per sq.km | |
|--------------------------|---|-------------------|---|-------------------|
| | 2021 ² | 2022 ² | 2021 ² | 2022 ² |
| (1) | (4) | (5) | (6) | (7) |
| Maesan | 6,19 | 6,19 | 859 | 827 |
| Grujugan | 4,79 | 4,80 | 501 | 643 |
| Tamanan | 4,96 | 4,97 | 1 372 | 1258 |
| Jambesari Darus Sholah | 4,66 | 4,66 | 1 204 | 1319 |
| Pujer | 5,19 | 5,20 | 1 013 | 1060 |
| Tlogosari | 5,88 | 5,87 | 413 | 418 |
| Sukosari | 2,00 | 1,99 | 671 | 595 |
| Sumber Wringin | 4,40 | 4,40 | 249 | 226 |
| Tapen | 4,38 | 4,37 | 597 | 564 |
| Wonosari | 5,11 | 5,10 | 942 | 1054 |
| Tenggarang | 5,50 | 5,51 | 1 660 | 1671 |
| Bondowoso | 9,87 | 9,89 | 3 317 | 3 383 |
| Curahdami | 4,27 | 4,27 | 661 | 651 |
| Binakal | 2,21 | 2,22 | 440 | 444 |
| Pakem | 2,99 | 2,99 | 374 | 390 |
| Wringin | 5,15 | 5,13 | 691 | 726 |
| Tegalampel | 3,38 | 3,38 | 710 | 785 |
| Taman Krocok | 2,15 | 2,14 | 316 | 376 |
| Klabang | 2,36 | 2,34 | 201 | 244 |
| Ijen | 1,53 | 1,53 | 58 | 56 |
| Botolinggo | 3,85 | 3,85 | 235 | 237 |
| Prajejan | 3,29 | 3,27 | 451 | 485 |
| Cermee | 5,91 | 5,91 | 356 | 280 |
| Bondowoso | 100,00 | 100,00 | 499 | 515 |

Catatan/Note: 1 Hasil Sensus Penduduk (SP) 2020 (September)/The Result of 2020 Population Census (September)

2 Hasil Proyeksi Penduduk Interim 2020–2023 (Pertengahan tahun/Juni)/The result of Interim Population Projection 2020–2023 (mid year/June)

3 Laju pertumbuhan penduduk dihitung berdasarkan penduduk tahun 2010 (Mei) dibandingkan dengan penduduk tahun 2020 (September)/The growth rate refers to the change of the population in 2010 (May) to the population in 2020 (September)

Lanjutan Tabel/*Continued Table 3.1.1*

| Kecamatan <i>Subdistrict</i> | Rasio Jenis Kelamin Penduduk <i>Population Sex Ratio</i> | |
|---------------------------------|---|-------------------|
| | 2021 ² | 2022 ² |
| (1) | (8) | (9) |
| Maesan | 98,5 | 98,5 |
| Grujugan | 98,7 | 98,7 |
| Tamanan | 97,9 | 97,8 |
| Jambesari Darus Sholah | 98,3 | 98,3 |
| Pujer | 95,6 | 95,6 |
| Tlogosari | 98,1 | 98,1 |
| Sukosari | 94,8 | 94,8 |
| Sumber Wringin | 96,9 | 96,7 |
| Tapen | 93,0 | 92,8 |
| Wonosari | 96,3 | 96,2 |
| Tenggarang | 97,2 | 97,0 |
| Bondowoso | 96,2 | 96,1 |
| Curahdami | 100,3 | 100,2 |
| Binakal | 96,9 | 97,2 |
| Pakem | 96,7 | 96,8 |
| Wringin | 97,0 | 97,1 |
| Tegalampel | 101,2 | 101,2 |
| Taman Krocok | 94,0 | 93,9 |
| Klabang | 94,4 | 94,3 |
| Ijen | 102,8 | 102,8 |
| Botolinggo | 97,6 | 97,6 |
| Prajekan | 95,3 | 95,4 |
| Cermee | 94,7 | 94,6 |
| Bondowoso | 97,0 | 97,0 |

Catatan/Note: 4 Laju pertumbuhan penduduk dihitung berdasarkan penduduk tahun 2021 (Juni) dibandingkan dengan penduduk tahun 2022 (Juni)/ *The growth rate refers to the change of the population in 2021 (Juni) to the population in 2022 (June)*

5 Luas provinsi berdasarkan Peraturan Menteri Dalam Negeri Nomor 72 Tahun 2019 tanggal 25 Oktober 2019/*Province area Based on Minister of Home Affairs Regulation Number 72/2019, October 25th, 2019*

Sumber/*Source:* BPS dan Kementerian Dalam Negeri/BPS-Statistics Indonesia and Ministry of Home Affairs

Tabel 3.1.2 **Jumlah Penduduk Menurut Kelompok Umur dan Jenis Kelamin di Kabupaten Bondowoso, 2022**
Table *Population by Age Groups and Sex in Bondowoso Regency, 2022*

| Kelompok Umur Age Groups | Jenis Kelamin/Sex | | Jumlah Total |
|-----------------------------|-------------------|---------------------|-----------------|
| | Laki-Laki Male | Perempuan Female | |
| (1) | (2) | (3) | (4) |
| 0–4 | 26 781 | 25 918 | 52 699 |
| 5–9 | 24 999 | 24 511 | 49 510 |
| 10–14 | 26 651 | 25 350 | 52 001 |
| 15–19 | 28 697 | 27 834 | 56 351 |
| 20–24 | 28 881 | 28 010 | 56 891 |
| 25–29 | 28 107 | 28 899 | 57 006 |
| 30–34 | 28 099 | 28 473 | 56 572 |
| 35–39 | 27 296 | 27 803 | 55 099 |
| 40–44 | 28 158 | 29 382 | 57 540 |
| 45–49 | 27 686 | 27 861 | 55 547 |
| 50–54 | 26 748 | 27 394 | 54 142 |
| 55–59 | 23 740 | 23 314 | 47 054 |
| 60–64 | 20 563 | 21 692 | 42 255 |
| 65–69 | 15 750 | 17 241 | 32 991 |
| 70–74 | 12 414 | 15 354 | 27 768 |
| 75+ | 10 106 | 17 705 | 27 811 |
| Bondowoso | 384 676 | 396 741 | 781 417 |

Sumber/Source: Hasil Perapihan Umur dari Data Administratif dan SP2020 (September)/The Result of Smoothing Single Year of Age from Administrative Data and the 2020 Population Census (September)

Tabel
Table 3.1.3

**Jumlah Penduduk Menurut Jenis Kelamin dan Kecamatan
 di Kabupaten Bondowoso, 2022**
*Total Population by Sex and Subdistrict in Bondowoso
 Regency, 2022*

| Kecamatan Subdistrict | Jenis Kelamin Gender | | |
|--------------------------|-------------------------|---------------------|-----------------|
| | Laki-Laki Male | Perempuan Female | Jumlah Total |
| (1) | (2) | (3) | (4) |
| Maesan | 23 995 | 24 366 | 48 361 |
| Grujugan | 18 644 | 18 896 | 37 540 |
| Tamanan | 19 211 | 19 637 | 38 848 |
| Jambesari Darus Sholah | 18 060 | 18 379 | 36 439 |
| Pujer | 19 838 | 20 779 | 40 167 |
| Tlogosari | 22 718 | 23 161 | 45 879 |
| Sukosari | 7 583 | 7 998 | 15 581 |
| Sumber Wringin | 16 900 | 17 469 | 34 369 |
| Tapen | 16 424 | 17 691 | 34 115 |
| Wonosari | 19 550 | 20 326 | 39 876 |
| Tenggarang | 21 192 | 21 858 | 43 050 |
| Bondowoso | 37 868 | 39 395 | 77 263 |
| Curahdami | 19 709 | 16 671 | 33 380 |
| Binakal | 8 555 | 8 801 | 17 356 |
| Pakem | 11 501 | 11 884 | 23 385 |
| Wringin | 19 741 | 20 327 | 40 068 |
| Tegalampel | 13 318 | 13 091 | 26 409 |
| Taman Krocok | 8 109 | 8 639 | 16 748 |
| Klabang | 8 890 | 9 426 | 18 316 |
| Ijen | 6 076 | 5 908 | 11 984 |
| Botolinggo | 14 850 | 15 210 | 30 060 |
| Prajekan | 12 488 | 13 097 | 25 585 |
| Cermee | 22 456 | 23 732 | 46 188 |
| Bondowoso | 384 676 | 396 741 | 781 417 |

Sumber/Source: BPS dan Kementerian Dalam Negeri/BPS-Statistics Indonesia and Ministry of Home Affairs

Tabel 3.1.4 Jumlah Penduduk Menurut Jenis Kelamin dan Kecamatan di Kabupaten Bondowoso, 2022
Total Population by Sex and Subdistrict in Bondowoso Regency, 2022

| Kecamatan Subdistrict | Jenis Kelamin Gender | | Jumlah Total |
|--------------------------|-------------------------|---------------------|-----------------|
| | Laki-Laki Male | Perempuan Female | |
| (1) | (2) | (3) | (4) |
| Maesan | 24 512 | 25 160 | 49 672 |
| Grujugan | 18 970 | 19 467 | 38 437 |
| Tamanan | 19 692 | 19 981 | 39 673 |
| Jambesari Darus Sholah | 18 266 | 18 787 | 37 053 |
| Pujer | 20 187 | 21 176 | 41 363 |
| Tlogosari | 23 500 | 24 253 | 47 753 |
| Sukosari | 7 634 | 8 208 | 15 842 |
| Sumber Wringin | 17 502 | 18 287 | 35 789 |
| Tapen | 16 691 | 17 928 | 34 619 |
| Wonosari | 20 080 | 21 263 | 41 343 |
| Tenggarang | 21 581 | 22 400 | 43 981 |
| Bondowoso | 38 171 | 39 809 | 77 980 |
| Curahdami | 17 502 | 17 536 | 35 038 |
| Binakal | 8 588 | 9 068 | 17 656 |
| Pakem | 12 084 | 12 493 | 24 577 |
| Wringin | 20 335 | 21 172 | 41 507 |
| Tegalampel | 13 367 | 13 499 | 26 866 |
| Taman Krocok | 8 281 | 8 905 | 17 186 |
| Klabang | 9 271 | 9 929 | 19 200 |
| Ijen | 6 259 | 6 194 | 12 453 |
| Botolinggo | 15 043 | 15 697 | 30 740 |
| Prajejan | 12 750 | 13 475 | 26 225 |
| Cermee | 23 075 | 24 507 | 47 582 |
| Bondowoso | 393 341 | 409 194 | 802 535 |

Keterangan/Notes: Data Registrasi dari Kecamatan

Sumber/Source: Dinas Kependudukan dan Pencatatan Sipil Kabupaten Bondowoso/Population and Civil Registration Agency of Bondowoso Regency

Tabel
Table 3.1.5

Jumlah Penduduk Menurut Agama di Kabupaten Bondowoso, 2022
Total Population According to Religion in Bondowoso Regency, 2022

| Agama Religion | Jenis Kelamin Sex | | Jumlah Total |
|----------------------|----------------------|---------------------|-----------------|
| | Laki-Laki Male | Perempuan Female | |
| (1) | (2) | (3) | (4) |
| Islam | 390 643 | 406 297 | 796 940 |
| Kristen | 1 727 | 1 890 | 3 617 |
| Katholik | 687 | 722 | 1 409 |
| Hindu | 130 | 107 | 237 |
| Budha | 151 | 175 | 326 |
| Konghuchu | 2 | 3 | 5 |
| Penganut Kepercayaan | 1 | 0 | 1 |
| Bondowoso | 393 341 | 409 194 | 802 535 |

Keterangan: Data Pelayanan

Sumber/Source: Dinas Kependudukan dan Pencatatan Sipil Kabupaten Bondowoso/Population and Civil Registration Agency of Bondowoso Regency

3.2 KETENAGAKERJAAN EMPLOYMENT

Tabel 3.2.1 Jumlah Penduduk Berumur 15 Tahun Keatas Menurut Jenis Kegiatan Selama Seminggu yang Lalu dan Jenis Kelamin di Kabupaten Bondowoso, 2022
Population Aged 15 Years and Over by Type of Activity During The Previous Week and Sex in Bondowoso Regency, 2022

| Kegiatan Utama <i>Main Activity</i> | Jenis Kelamin/Sex | | |
|--|--------------------------|----------------------------|------------------------|
| | Laki-Laki <i>Male</i> | Perempuan <i>Female</i> | Jumlah <i>Total</i> |
| (1) | (2) | (3) | (4) |
| Angkatan Kerja <i>Economically Active</i> | 273 890 | 201 038 | 474 928 |
| Bekerja/ <i>Working</i> | 266 115 | 188 280 | 454 395 |
| Pengangguran Terbuka <i>Unemployment</i> | 7 775 | 12 758 | 20 533 |
| Bukan Angkatan Kerja <i>Economically Inactive</i> | 32 887 | 128 744 | 161 631 |
| Sekolah/ <i>Attending School</i> | ... | .. | ... |
| Mengurus Rumah Tangga <i>Housekeeping</i> | ... | ... | ... |
| Lainnya/ <i>Others</i> | ... | ... | ... |
| Jumlah/Total | 306 777 | 329 782 | 636 559 |
| Tingkat Partisipasi Angkatan Kerja <i>Economically Active Participation Rate</i> | 89,28 | 60,96 | 74,61 |
| Tingkat Pengangguran <i>Unemployment Rate</i> | 2,84 | 6,35 | 4,32 |

Sumber/Source: BPS, Survei Angkatan Kerja Nasional (Sakernas) Agustus/BPS-Statistics Indonesia, August National Labor Force Survey

Tabel 3.2.2
Table

Penduduk Berumur 15 Tahun ke Atas Menurut Pendidikan Tertinggi yang Ditamatkan dan Jenis Kegiatan Selama Seminggu yang Lalu di Kabupaten Bondowoso, 2022
Population 15 Years of Age and Over by Educational Attainment and Type of Activity During the Previous Week in Bondowoso Regency, 2022

| Pendidikan Tertinggi yang Ditamatkan ¹ <i>Educational Attainment¹</i> | Angkatan Kerja/Economically Active | | | Persentase Bekerja terhadap Angkatan Kerja <i>Percentage of Working to Economically Active</i> |
|--|------------------------------------|--|--|---|
| | Bekerja <i>Working</i> | Pengangguran ² <i>Unemployment²</i> | Jumlah Angkatan Kerja <i>Total of Economically Active</i> | |
| (1) | (2) | (3) | (4) | (5) |
| 0 | 281 747 | 11 726 | 293 473 | 96,00 |
| 1 | 43 820 | 2 311 | 46 131 | 94,99 |
| 2 | 92 944 | 5 812 | 98 756 | 94,11 |
| 3 | 35 884 | 684 | 36 568 | 98,13 |
| Jumlah/Total | 454 395 | 20 533 | 474 928 | 95,68 |

Lanjutan Tabel/Continued Table 3.2.2

| Pendidikan Tertinggi yang Ditamatkan ¹ Educational Attainment ¹ | Bukan Angkatan Kerja Not Economically Active | Jumlah Total | Persentase Angkatan Kerja terhadap Penduduk Usia Kerja Percentage of Economically Active to Working Age Population |
|--|---|----------------|---|
| (1) | (6) | (7) | (8) |
| 0 | ... | ... | ... |
| 1 | ... | ... | ... |
| 2 | ... | ... | ... |
| 3 | ... | ... | ... |
| Jumlah/Total | 161 631 | 636 559 | 74,61 |

- Catatan/Note:
- ¹ 0. ≤ Sekolah Dasar (SD)/≤ Primary School
 1. Sekolah Menengah Pertama/Junior High School
 2. Sekolah Menengah Atas/Senior High School
 3. Perguruan Tinggi/Collage
 - ² 1. Mencari pekerjaan/Looking for work
 2. Mempersiapkan usaha/Establishing a new business/firm
 3. Merasa tidak mungkin mendapat pekerjaan/Hopeless of job
 4. Sudah punya pekerjaan tetapi belum mulai bekerja/Have a job in future start

Sumber/Source: BPS, Survei Angkatan Kerja Nasional (Sakernas) Agustus/BPS-Statistics Indonesia, August National Labor Force Survey

Tabel
Table 3.2.3

Penduduk Berumur 15 Tahun Ke Atas yang Bekerja Selama Seminggu yang Lalu Menurut Status Pekerjaan Utama dan Jenis Kelamin di Kabupaten Bondowoso, 2022
Population 15 Years of Age and Over who Worked During The Previous Week by Main Employment Status and Sex in Bondowoso Regency, 2022

| Status Pekerjaan Utama <i>Main Employment Status</i> | Laki-Laki <i>Male</i> | Perempuan <i>Female</i> | Jumlah <i>Total</i> |
|--|---------------------------------|-----------------------------------|-------------------------------|
| (1) | (2) | (3) | (4) |
| Berusaha sendiri <i>Own account worker</i> | 54 526 | 47 738 | 101 994 |
| Berusaha dibantu buruh tidak tetap/buruh tidak dibayar <i>Employer assisted by temporary worker/unpaid worker</i> | 52 990 | 32 298 | 85 288 |
| Berusaha dibantu buruh tetap/buruh dibayar <i>Employer assisted by permanent worker/paid worker</i> | 7 451 | 2 160 | 9 611 |
| Buruh/Karyawan/Pegawai/ <i>Employee</i> | 68 832 | 43 577 | 112 409 |
| Pekerja bebas <i>Casual Worker</i> | 70 003 | 27 767 | 97 770 |
| Pekerja keluarga/tak dibayar <i>Family worker/unpaid worker</i> | 12 583 | 34 740 | 47 323 |
| Jumlah/Total | 266 115 | 188 820 | 454 395 |

Sumber/Source: BPS, Survei Angkatan Kerja Nasional (Sakernas) Agustus/BPS-Statistics Indonesia, August National Labor Force Survey

Tabel
Table 3.2.4

Jumlah Penduduk Berumur 15 Tahun Ke Atas yang Bekerja Selama Seminggu yang Lalu Menurut Lapangan Pekerjaan Utama dan Jenis Kelamin di Kabupaten Bondowoso, 2022
Population Aged 15 Years and Over Who Worked During the Previous Week by Main Industry and Sex in Bondowoso Regency, 2022

| Lapangan Pekerjaan Utama ¹ <i>Main Industry¹</i> | Jenis Kelamin/ <i>Sex</i> | | Jumlah/ <i>Total</i> |
|---|------------------------------|-----------------------------|-------------------------|
| | Laki-Laki/ <i>Male</i> | Perempuan/ <i>Female</i> | |
| (1) | (2) | (3) | (4) |
| Pertanian <i>Agriculture</i> | 116 618 | 57 468 | 174 086 |
| Industri <i>Industry</i> | 54 134 | 42 442 | 96 576 |
| Jasa <i>Services</i> | 95 363 | 88 370 | 183 733 |
| Bondowoso | 266 115 | 188 280 | 454 395 |

Sumber/Source: BPS, Survei Angkatan Kerja Nasional (Sakernas) Agustus/BPS-Statistics Indonesia, August National Labor Force Survey

Tabel 3.2.5
Table

Jumlah Penduduk Berumur 15 Tahun Ke Atas yang Bekerja Selama Seminggu yang Lalu Menurut Tingkat Pendidikan dan Jenis Kelamin di Kabupaten Bondowoso, 2022
Number of Population Aged 15 Years and Over Who Worked Over the Past Week by Level of Education and Sex in Bondowoso Regency, 2022

| Tingkat Pendidikan / Level of education | Jenis Kelamin/ Sex | | Jumlah/ Total |
|---|-----------------------|----------------------|------------------|
| | Laki-Laki/ Male | Perempuan/ Female | |
| (1) | (2) | (3) | (4) |
| Sekolah Dasar Primary School | 154 395 | 127 352 | 281 747 |
| SLTP Junior High School Umum / General Kejuruan / Vocational | 27 913 | 15 907 | 43 820 |
| SLTA Senior High School Umum / General Kejuruan / Vocational | 64 459 | 28 395 | 92 944 |
| Diplomal/II/III/Akademi Diploma I/II/III/Academy | 2 366 | 3 543 | 5 909 |
| Universitas University | 16 892 | 13 083 | 29 975 |
| Bondowoso | 266 115 | 188 280 | 454 395 |

Sumber/Source: BPS, Survei Angkatan Kerja Nasional (Sakernas) Agustus/BPS-Statistics Indonesia, August National Labor Force Survey

Tabel 3.2.6 **Pemenuhan Lowongan Kerja Menurut Tingkat Pendidikan Kabupaten Bondowoso, 2022**
Table 3.2.6 **Job Fulfillment According to Education Level of Bondowoso Regency, 2022**

| Pendidikan Education | Jenis Kelamin/ Sex | | |
|-------------------------|-----------------------|----------------------|------------------|
| | Laki-Laki/ Male | Perempuan/ Female | Jumlah/ Total |
| (1) | (2) | (3) | (4) |
| SD / Sederajat | 6 | 9 | 15 |
| S.M.P | 11 | 15 | 26 |
| S.M.U | 388 | 371 | 759 |
| Sarjana Muda | 27 | 133 | 160 |
| Sarjana | 357 | 364 | 721 |
| Bondowoso | 789 | 892 | 1 681 |

Sumber/Source: Dinas Penanaman Modal, Pelayanan Terpadu Satu Pintu dan Tenaga Kerja Kabupaten Bondowoso/ *Investment Services, One-Stop Integrated Services and Labor of Bondowoso Regency*

Tabel
Table 3.2.7
Jumlah Pencari Kerja, Penempatan, dan Permintaan Menurut Jenis Kelamin Kabupaten Bondowoso, 2022
Number of Job Seekers, Placements, and Requests by Sex Bondowoso Regency, 2022

| Uraian <i>Description</i> | Jenis Kelamin/ <i>Sex</i> | | |
|--|------------------------------|-----------------------------|-------------------------|
| | Laki-Laki/ <i>Male</i> | Perempuan/ <i>Female</i> | Jumlah/ <i>Total</i> |
| (1) | (2) | (3) | (4) |
| Pencari Kerja <i>Job Seeker</i> | 1 244 | 1 167 | 2 411 |
| Penempatan <i>Placement</i> | 789 | 892 | 1 681 |
| Penghapusan Pencari Kerja <i>Job Seeker to be Cancelled</i> | - | - | - |
| Belum Ditempatkan <i>Unsettled Job Seeker</i> | 455 | 275 | 730 |
| Permintaan Lowongan <i>Request Vacancy</i> | 935 | 995 | 1 930 |
| Dipenuhi <i>Occupied</i> | 789 | 892 | 1 681 |
| Penghapusan Lowongan <i>Vacancy to be Cancelled</i> | - | - | - |
| Sisa Lowongan <i>Vacancy Reminder</i> | 146 | 103 | 249 |
| Jumlah/Total | 4 358 | 4 324 | 8 682 |

Sumber/Source: Dinas Penanaman Modal, Pelayanan Terpadu Satu Pintu dan Tenaga Kerja Kabupaten Bondowoso/ *Investment Services, One-Stop Integrated Services and Labor of Bondowoso Regency*

Tabel
Table 3.2.8**Banyaknya Tenaga Kerja yang Dikirim ke Luar Negeri Menurut Jenis Kelamin dan Kecamatan Kabupaten Bondowoso, 2022**
Number of Manpower Sent to Abroad by Sex and Subdistrict Bondowoso Regency, 2022

| Kelompok Umur/ Age Group | Jenis Kelamin/ Sex | | |
|-----------------------------|-----------------------|----------------------|------------------|
| | Laki-Laki/ Male | Perempuan/ Female | Jumlah/ Total |
| (1) | (2) | (3) | (4) |
| Maesan | 4 | 1 | 5 |
| Grujugan | 5 | - | 5 |
| Tamanan | 1 | 1 | 2 |
| Jambesari Darus Sholah | - | 1 | 1 |
| Pujer | 2 | - | 2 |
| Tlogosari | 2 | 1 | 3 |
| Sukosari | 1 | 1 | 2 |
| Sumber Wringin | 6 | 9 | 15 |
| Tapen | 1 | 6 | 7 |
| Wonosari | 1 | - | 1 |
| Tenggarang | 5 | 2 | 7 |
| Bondowoso | 5 | 10 | 15 |
| Curahdami | 3 | 2 | 5 |
| Binakal | 4 | 1 | 5 |
| Pakem | 1 | - | 1 |
| Wringin | 3 | - | 3 |
| Tegalampel | 2 | 5 | 7 |
| Taman Krocok | - | 1 | 1 |
| Klabang | - | 1 | 1 |
| Ijen | - | - | - |
| Botolinggo | - | 2 | 2 |
| Prajekan | - | 2 | 2 |
| Cermee | - | - | - |
| Bondowoso | 46 | 46 | 92 |

Sumber/Source: Dinas Penanaman Modal, Pelayanan Terpadu Satu Pintu dan Tenaga Kerja Kabupaten Bondowoso/ *Investment Services, One-Stop Integrated Services and Labor of Bondowoso Regency*

Tabel 3.2.9
Table

Banyaknya Tenaga Kerja yang Dikirim ke Luar Negeri Menurut Jenis Kelamin dan Bulan Kabupaten Bondowoso, 2022
Number of Manpower Sent to Abroad by Sex and Subdistrict Bondowoso Regency, 2022

| Bulan/ Month | Negara Tujuan / Destination Country | | | | | |
|---------------------|--|---------------------|-------------------|---------------------|-------------------|---------------------|
| | Arab Saudi | | Malaysia | | Taiwan | |
| | Laki-laki Male | Perempuan Female | Laki-laki Male | Perempuan Female | Laki-laki Male | Perempuan Female |
| (1) | (2) | (3) | (4) | (5) | (6) | (7) |
| Januari/January | - | - | - | - | - | 3 |
| Februari/February | - | - | - | - | 1 | - |
| Maret/March | - | - | - | - | - | - |
| April/April | 1 | - | - | - | 2 | 1 |
| Mei/May | - | - | - | - | - | 1 |
| Juni/June | - | - | - | 12 | - | - |
| Juli/July | - | - | - | - | - | - |
| Agustus/August | 1 | - | - | - | 1 | - |
| September/September | - | - | 1 | 1 | - | - |
| Oktober/October | - | - | 2 | 2 | - | - |
| November/November | 2 | - | 12 | 2 | 1 | 2 |
| Desember/December | - | - | 12 | 2 | 1 | 4 |
| Bondowoso | 4 | - | 27 | 19 | 6 | 11 |

Lanjutan Tabel/Continued Table 3.2.9

| Bulan/ Month | Negara Tujuan / Destination Country | | | | | |
|---------------------|--|---------------------|-------------------|---------------------|-------------------|---------------------|
| | Hongkong | | Singapura | | Qatar | |
| | Laki-laki Male | Perempuan Female | Laki-laki Male | Perempuan Female | Laki-laki Male | Perempuan Female |
| (1) | (2) | (3) | (4) | (5) | (6) | (7) |
| Januari/January | - | - | - | - | - | - |
| Februari/February | - | - | - | - | - | - |
| Maret/March | - | 2 | - | - | - | - |
| April/April | - | - | - | - | - | - |
| Mei/May | - | 1 | - | - | - | - |
| Juni/June | - | - | - | - | - | - |
| Juli/July | - | 1 | - | - | - | - |
| Agustus/August | - | - | - | - | - | - |
| September/September | - | 2 | - | - | - | - |
| Oktober/October | - | 1 | - | - | - | - |
| November/November | - | 3 | - | - | - | - |
| Desember/December | - | 2 | - | - | - | - |
| Bondowoso | - | 12 | - | - | - | - |

Lanjutan Tabel/*Continued Table* 3.2.9

| Bulan/ Month | Negara Tujuan / Destination Country | | | | | |
|-----------------------------|--|---------------------|-------------------|---------------------|-------------------|---------------------|
| | Korea | | Oman | | Jepang | |
| | Laki-laki Male | Perempuan Female | Laki-laki Male | Perempuan Female | Laki-laki Male | Perempuan Female |
| (1) | (2) | (3) | (4) | (5) | (6) | (7) |
| Januari/ <i>January</i> | - | - | - | - | - | - |
| Februari/ <i>February</i> | - | - | - | - | - | - |
| Maret/ <i>March</i> | - | - | - | - | - | - |
| April/ <i>April</i> | - | - | - | - | - | - |
| Mei/ <i>May</i> | - | - | - | - | - | - |
| Juni/ <i>June</i> | - | - | - | - | - | - |
| Juli/ <i>July</i> | - | - | - | - | - | - |
| Agustus/ <i>August</i> | - | - | - | - | - | - |
| September/ <i>September</i> | - | - | - | - | - | - |
| Oktober/ <i>October</i> | - | - | - | - | - | - |
| November/ <i>November</i> | - | - | - | - | - | - |
| Desember/ <i>December</i> | - | - | - | - | - | - |
| Bondowoso | - | - | - | - | 1 | - |

Lanjutan Tabel/Continued Table 3.2.9

| Bulan/ Month | Negara Tujuan / Destination Country | | | |
|---------------------|--|---------------------|-------------------|---------------------|
| | Brunei Darussalam | | Lain-Lain | |
| | Laki-laki Male | Perempuan Female | Laki-laki Male | Perempuan Female |
| (1) | (2) | (3) | (4) | (5) |
| Januari/January | - | - | 1 | - |
| Februari/February | - | - | - | - |
| Maret/March | - | - | - | 2 |
| April/April | - | - | - | - |
| Mei/May | - | - | - | - |
| Juni/June | - | - | - | - |
| Juli/July | 1 | - | 1 | - |
| Agustus/August | - | - | - | 1 |
| September/September | - | - | - | - |
| Oktober/October | - | - | 5 | - |
| November/November | - | - | - | - |
| Desember/December | - | - | 1 | 1 |
| Bondowoso | 1 | - | 8 | 4 |

Sumber/Source: Dinas Penanaman Modal, Pelayanan Terpadu Satu Pintu dan Tenaga Kerja Kabupaten Bondowoso/ Investment Services, One-Stop Integrated Services and Labor of Bondowoso Regency

Tabel
Table 3.2.10

Banyaknya Pencari Kerja yang Telah Disalurkan Menurut Lapangan Pekerjaan dan Tingkat Pendidikan Kabupaten Bondowoso, 2022
Number of Job Seekers Placed by Occupation and Education Level Bondowoso Regency, 2022

| Lapangan Pekerjaan / Occupation | Tingkat Pendidikan/ Education level | | | | |
|--|--|-----------|------------|------------|------------|
| | SD | SLTP | SLTA | D3 | S1 |
| (1) | (2) | (3) | (4) | (5) | (6) |
| Pertanian, Kehutanan, Perburuan dan Perikanan/ <i>Agriculture, Forestry, Hunting and Fishing</i> | - | 5 | 26 | - | - |
| Pertambangan dan Penggalian/ <i>Mining and Quarrying</i> | - | - | - | - | - |
| Industri Pengolahan/ <i>Manufacturing Industries</i> | 2 | 11 | 210 | 2 | 3 |
| Listrik, Gas dan Air Minum/ <i>Electricity, Gas, and Water Supply</i> | - | - | 24 | - | - |
| Konstruksi dan Bangunan/ <i>Construction and Building</i> | - | 10 | 35 | - | - |
| Perdagangan dan Rumah Makan/ <i>Trade and Restaurant</i> | - | - | 38 | - | - |
| Angkutan dan Pergudangan/ <i>Transportation and Storage</i> | - | 6 | 51 | - | - |
| Asuransi/ <i>Insurance</i> | - | - | 19 | 16 | - |
| Jasa Kemasyarakatan, Sosial dan Perorangan/ <i>Public Services</i> | 13 | 6 | 254 | - | - |
| Lainnya/ <i>Others</i> | - | - | 102 | 142 | 718 |
| Bondowoso | 15 | 26 | 759 | 160 | 721 |

Sumber/Source: Dinas Penanaman Modal, Pelayanan Terpadu Satu Pintu dan Tenaga Kerja Kabupaten Bondowoso/ *Investment Services, One-Stop Integrated Services and Labor of Bondowoso Regency*

Tabel
Table 3.2.11

Kebutuhan Hidup Minimum (KHM) untuk Pekerja Lajang Sebulan dengan 3000 kalori/hari di Kabupaten Bondowoso, 2022
Minimum Need for Life for Single Worker for a Month with 3000 kalori/day in Bondowoso Regency, 2022

| Bulan/ Month | Kebutuhan/ Needs (DalamRp) | | | | Jumlah/ Total |
|---------------------|---------------------------------|---|---------------------------|---------------------------------------|------------------|
| | Makanan/ Minuman Food | Perumahan/ Bahan Bakar Housing/Fuel | Sandang Dll / Clothing | Aneka Kebutuhan/ Kinds of needs | |
| (1) | (2) | (3) | (4) | (5) | (6) |
| Januari/January | - | - | - | - | - |
| Februari/February | - | - | - | - | - |
| Maret/March | - | - | - | - | - |
| April/April | - | - | - | - | - |
| Mei/May | - | - | - | - | - |
| Juni/June | - | - | - | - | - |
| Juli/July | - | - | - | - | - |
| Agustus/August | - | - | - | - | - |
| September/September | - | - | - | - | - |
| Oktober/October | - | - | - | - | - |
| November/November | - | - | - | - | - |
| Desember/December | - | - | - | - | - |

Sumber/Source: Dinas Penanaman Modal, Pelayanan Terpadu Satu Pintu dan Tenaga Kerja Kabupaten Bondowoso/ Investment Services, One-Stop Integrated Services and Labor of Bondowoso Regency

BAB 4

Sosial dan Kesejahteraan Rakyat *Social and Welfare*

Tenaga kesehatan di Kabupaten Bondowoso tahun 2022

perawat umum
639



bidan
313

57
dokter umum



23,42



20,92



Angka kesakitan perempuan lebih tinggi

PENJELASAN TEKNIS**TECHNICAL NOTES**

- | | |
|--|---|
| <p>1. Tidak/belum pernah sekolah adalah mereka yang tidak pernah atau belum pernah terdaftar dan tidak pernah atau belum pernah aktif mengikuti pendidikan di suatu jenjang pendidikan formal. Termasuk juga yang tamat/belum tamat taman kanak-kanak tetapi tidak melanjutkan ke sekolah dasar.</p> | <p>1. <i>Not/never attending school is someone who has never attended or never been registered in a formal education, such as primary, secondary, and tertiary education. Those who just completed kindergarten are considered as never attended school.</i></p> |
| <p>2. Masih bersekolah adalah mereka yang terdaftar dan aktif mengikuti pendidikan formal dan nonformal (Paket A, B, atau C), baik pendidikan dasar, menengah maupun pendidikan tinggi. Bagi mahasiswa yang sedang cuti dianggap masih bersekolah.</p> | <p>2. <i>Attending school is someone who is currently attending primary, secondary, or tertiary education, including package A, package B, or package C. College student who postpones his/her study is considered as attending school.</i></p> |
| <p>3. Tidak bersekolah lagi adalah mereka yang pernah terdaftar dan aktif mengikuti pendidikan di suatu jenjang pendidikan formal dan nonformal (Paket A, B, atau C), tetapi pada saat pencacahan tidak lagi terdaftar dan tidak aktif mengikuti pendidikan.</p> | <p>3. <i>Not attending school anymore is someone who had enrolled and participated in formal and non-formal education in the past including package A, package B, or package C, but currently does not attend school.</i></p> |
| <p>4. Tamat sekolah adalah menyelesaikan pelajaran yang ditandai dengan lulus ujian akhir pada kelas atau tingkat terakhir suatu jenjang pendidikan di sekolah negeri maupun swasta dengan mendapatkan tanda tamat belajar/ijazah. Seseorang yang belum mengikuti pelajaran</p> | <p>4. <i>Completed particular level of education is someone who has completed particular level of education in private or public school and accepting graduation certificate. Someone who has never attended the highest grade but passed the final exam is considered as completed particular level of</i></p> |

pada kelas tertinggi tetapi telah mengikuti ujian akhir dan lulus dianggap tamat sekolah.

5. Jalur Pendidikan di Indonesia terdiri atas 1) pendidikan formal, 2) pendidikan nonformal, dan 3) pendidikan informal yang ketiganya dapat saling melengkapi dan memperkaya (Undang-Undang No. 20 Tahun 2014 tentang Sistem Pendidikan Nasional).
6. Jenjang Pendidikan Formal terdiri atas pendidikan dasar, pendidikan menengah, dan pendidikan tinggi. Jenis pendidikan yang diajarkan mencakup pendidikan umum, kejuruan, akademik, profesi, vokasi, keagamaan, dan khusus.
 - a. Pendidikan Dasar berbentuk Sekolah Dasar (SD) dan Madrasah Ibtidaiyah (MI) atau bentuk lain yang sederajat serta Sekolah Menengah Pertama (SMP) dan Madrasah Tsanawiyah (MTs), atau bentuk lain yang sederajat.
 - b. Pendidikan Menengah berbentuk Sekolah Menengah Atas (SMA), Madrasah Aliyah (MA), Sekolah Menengah Kejuruan (SMK), dan Madrasah Aliyah Kejuruan (MAK), atau bentuk lain yang sederajat.
 - c. Pendidikan Tinggi merupakan jenjang pendidikan setelah pendidikan menengah yang mencakup program pendidikan diploma, sarjana,

education.

5. *The Education System in Indonesia consists of 1) a formal education, 2) non-formal education, and 3) informal education that all three can be complementary and enriching (Law No. 20 Year 2014 about The National Education System).*
6. *The Formal Education Level consists of primary education, secondary education, and high education. The kind of education that taught consists of general education, vocational, academic, professional, religious, and specific education.*
 - a. *The Primary Education consists of Elementary School and Islamic Elementary School or other equivalent forms and Junior High School and MTs, or other equivalent forms.*
 - b. *The Secondary Education consists of the senior high school, MA, Vocational School, and Vocational Madrasah Aliyah, or other equivalent forms.*
 - c. *The High Education consists of the education level after the secondary education that consists of diplomas, bachelor, master, specialist, and doctoral degrees that are held by the college. The colleges can be academy, polytechnic, high school, institute, or university.*

magister, spesialis, dan doktor yang diselenggarakan oleh perguruan tinggi. Perguruan tinggi dapat berbentuk akademi, politeknik, sekolah tinggi, institut, atau universitas.

7. Rumah Sakit adalah tempat pemeriksaan dan perawatan kesehatan, biasanya berada di bawah pengawasan dokter/tenaga medis, yang melayani penderita yang sakit untuk berobat rawat jalan atau rawat inap.

7. Hospital is a place for health check, usually controlled/supervised by doctors/medical personnel to serve the ill patients to get outpatient or inpatient treatment services.
8. Rumah Sakit Bersalin adalah rumah sakit khusus untuk persalinan, dilengkapi pelayanan spesialis pemeriksaan kehamilan, persalinan, rawat inap dan rawat jalan ibu dan anak yang berada di bawah pengawasan dokter spesialis kandungan.

8. Maternity Hospital is a specialized hospital for childbirth, has specialist inspection service to pregnancy, childbirth, hospitalization and outpatient for mothers and children that is under the supervision of an obstetrician.
9. Rumah Bersalin adalah sarana pelayanan kesehatan dengan izin sebagai rumah bersalin, dilengkapi pelayanan pemeriksaan kehamilan, persalinan serta pemeriksaan ibu dan anak yang berada di bawah pengawasan bidan senior.

9. Maternity House is health care facility with a license as a maternity house, equipped with prenatal care, childbirth and examination of mothers and children which is under the supervision of a senior midwife.
10. Poliklinik adalah sarana kesehatan yang dipakai untuk pelayanan berobat jalan, biasanya berada di bawah pengawasan dokter/tenaga medis.

10. Polyclinic is a health facility in which to get outpatient services, usually under the control of doctor/medical personnel.

11. Puskesmas (Pusat Kesehatan Masyarakat) adalah unit pelaksana teknis dinas kesehatan kabupaten/ kota yang mempunyai fungsi utama sebagai penyelenggara pelayanan kesehatan tingkat pertama. Wilayah kerja puskesmas maksimal adalah satu kecamatan dan untuk dapat menjangkau wilayah kerjanya, puskesmas mempunyai jaringan pelayanan yang meliputi unit Puskesmas Pembantu (Pustu), unit Puskesmas Keliling (Puskel), dan unit bidan desa/komunitas (Peraturan Menteri Kesehatan RI No. 75 Tahun 2019 Tentang Pusat Kesehatan Masyarakat).
 12. Apotek adalah suatu tempat tertentu yang digunakan untuk melakukan pekerjaan kefarmasian, dan penyaluran/ penjualan obat atau bahan farmasi dan perbekalan kesehatan lainnya kepada masyarakat yang dikelola oleh tenaga apoteker (Peraturan Menteri Kesehatan RI No. 1332 Tahun 2002 Tentang Perubahan Atas Peraturan Menteri Kesehatan RI No. 922/MENKES/PER/X/1993 Tentang Ketentuan dan Tata Cara Pemberian Izin Apotek).
 13. Imunisasi adalah memasukkan kuman atau racun penyakit tertentu yang sudah dilemahkan (vaksin) ke dalam tubuh dengan cara disuntik atau
11. *Public Health Center is technical implementation unit of regency health department that have the primary function as a first-level health care providers. The working area standard of public health center is one district and to reach their working areas, public health centers have a service network covering subsidiary of public health center, mobile public health center units, and midwife units (Regulation of the Minister of Health of Indonesia Number 75 Year 2019 about Public Health Center).*
 12. *Pharmacy is a specific place that is used for pharmaceutical jobs, and distribution/sale of drugs/ pharmaceuticals and other medical supplies to people that are administered by trained pharmacist (Regulation of the Minister of Health of Indonesia Number 1332 Year 2002 about the Changes of Regulation of the Minister of Health of Indonesia Number 922/MENKES/PER/X/1993 about Pro-vision and Procedures for Administration of Licensed Pharmacies).*
 13. *Immunization is putting enervated microbe of a certain disease into human body by injection or drinking (dropping into mouth) to make the body immune to that*

diminum(diteteskan dalam mulut) dengan maksud agar terjadi kekebalan tubuh terhadap penyakit tersebut.

disease.

14. BCG (Bacillus Calmette Guerin) merupakan vaksinasi untuk mencegah penyakit TBC, diberikan pada bayi baru lahir atau anak, dengan suntikan pada kulit pangkal lengan atas. Bekas suntikan kemudian akan membentuk tonjolan kecil jaringan parut pada kulit lengan atas. Suntikan BCG diberikan kepada anak sebanyak 1 kali.
 15. DPT (Difteri, Pertusis, Tetanus) merupakan vaksin untuk mencegah penyakit Difteri, Pertusis, dan Tetanus yang diberikan pada bayi berumur 3 bulan ke atas, dengan suntikan pada paha, diulang 1 bulan dan 2 bulan kemudian, sehingga suntikan imunisasi DPT lengkap pada balita berjumlah 3 kali (kadang-kadang selang waktu antar suntikan bisa lebih dari 1 bulan).
 16. Peristiwa tindak pidana yang dilaporkan ialah setiap peristiwa yang diterima kepolisian dari laporan masyarakat, atau peristiwa dimana pelakunya tertangkap tangan oleh kepolisian.
14. *BCG (Bacillus Calmette Guerin) is a vaccine to prevent TBC disease, given to newborns or children, by injection at the base of the skin of the upper arm. Injection site will form little bumps of scar tissue in the skin of the upper arm. BCG injections given to children 1 times.*
 15. *DPT (Diphtheria, Pertussis, Tetanus) is a vaccine to prevent the diphtheria, pertussis, and tetanus disease, given to infants aged 3 months and above, with a shot in the thigh, repeated one month and two months later, so that the complete DPT immunization shots at toddler totaling 3 times (sometimes the time interval between injections can be more than 1 month).*
 16. *Reported crime incidence includes all criminal cases reported and received by police office, and all crimes caught by police. Crime total refers to the number of criminal cases occurring during a given period.*

17. Jumlah tindak pidana menggambarkan jumlah kasus tindak pidana yang terjadi pada kurun waktu tertentu.

17. *Crime total refers to the number of criminal cases occurring during a given period.*

18. Persentase penyelesaian tindak pidana

18. Crime clearance rate

$$= \frac{\text{Jumlah tindak pidana yang diselesaikan}}{\text{jumlah tindak pidana yang dilaporkan}} \times 100\%$$

$$= \frac{\text{Number of cleared criminal cases}}{\text{Number of reported criminal cases}} \times 100\%$$

Persentase penyelesaian peristiwa tindak pidana menyatakan persentase penyelesaian tindak pidana oleh polisi. Suatu tindak pidana dinyatakan sebagai kasus yang selesai di tingkat kepolisian, apabila:

Crime clearance rate refers to percentage of crime clearance by police. A criminal case is categorized as a cleared case by police, if:

1. Berkas perkaranya sudah siap untuk diserahkan atau telah diserahkan kepada kejaksaan;
2. Dalam hal delik aduan, pengaduannya dicabut dalam tenggang waktu yang telah ditentukan Menurut undang-undang;
3. Telah diselesaikan oleh kepolisian berdasarkan azas *plichtmatigheid* (kewajiban berdasarkan kewenangan hukum);
4. Kasus yang dimaksud tidak termasuk kompetensi kepolisian
5. Tersangka meninggal dunia;
6. Kasus kadaluwarsa.

1. All documents are ready to submit or already submitted to justice court;

2. In the case of attense that warrants complaint, the complaint was withdraw within a given period state in the law;

3. *The case was cleared by police based on the principle of plichtmatigheid (obligation on the basis of law outhority);*

4. *The case was not the responsibility of police office;*

5. *The suspect died;*

6. *The case was out of date.*

19. Untuk mengukur kemiskinan, BPS menggunakan konsep kemampuan memenuhi

19. *To measure poverty, BPS-Statistics Indonesia has used the concept of basic needs approach. Therefore*

kebutuhan dasar (basic needs approach). Dengan pendekatan ini, kemiskinan dipandang sebagai ketidakmampuan dari sisi ekonomi untuk memenuhi kebutuhan dasar makanan dan bukan makanan yang diukur dari sisi pengeluaran. Metode yang digunakan adalah menghitung Garis Kemiskinan (GK), yang terdiri dari dua komponen yaitu Garis Kemiskinan Makanan (GKM) dan Garis Kemiskinan Non-Makanan (GKNM). Penghitungan Garis Kemiskinan dilakukan secara terpisah untuk daerah perkotaan dan perdesaan.

poverty is viewed as economic inability to fulfill food and non-food basic needs which are measured by consumption/expenditure. The method used is calculating poverty line, which consists of two components that are Food Poverty Line (FPL) and Non-Food Poverty Line (NFPL). The poverty line was calculated separately for urban and rural areas.

20. Penduduk miskin adalah penduduk yang memiliki rata-rata pengeluaran per kapita per bulan di bawah Garis Kemiskinan.
21. Garis Kemiskinan Makanan (GKM) merupakan nilai pengeluaran kebutuhan minimum makanan yang disetarakan dengan 2.100 kkalori per kapita per hari. Garis Kemiskinan Non-Makanan (GKNM) adalah kebutuhan minimum untuk perumahan, sandang, pendidikan, kesehatan, dan kebutuhan dasar lainnya.
22. Indeks Pembangunan Manusia (IPM) menjelaskan bagaimana penduduk dapat mengakses hasil pembangunan dalam memperoleh pendapatan, kesehatan, pendidikan dan
20. *20. A person whose expenditure per capita per month is below the poverty line is considered to be poor.*
21. *The Food Poverty Line refers to the daily minimum requirement of 2,100 kcal per capita per day. The Non-Food Poverty Line refers to the minimum requirement for household necessities for clothing, education, health, and other basic individual needs.*
22. *The Human Development Index (HDI) explains how people can access development results in obtaining income, health, education and so forth. HDI was introduced by United Nations*

sebagainya. IPM diperkenalkan oleh UNDP pada tahun 1990 dan dipublikasikan secara berkala dalam laporan tahunan Human Development Report (HDR). IPM dibentuk oleh 3 (tiga) dimensi dasar: Umur panjang dan hidup sehat; pengetahuan; dan standar hidup layak.

Development Programme (UNDP) in 1990 and published periodically in the annual report of the Human Development Report. HDI was formed by three basic dimensions: a long and healthy life; knowledge; and a decent standard of living.

<https://bondowosokab.bps.go.id>

ULASAN**DESCRIPTION****Pendidikan**

Dari ukuran Angka Partisipasi Murni (APM) dan Angka Partisipasi Kasar (APK) yang mencapai 97,38 dan 106,26 untuk Sekolah Dasar, 83,45 dan 96,46 untuk Sekolah Menengah Pertama serta 52,73 dan 69,94 untuk Sekolah Menengah Atas, dapat dikatakan bahwa ketersediaan fasilitas pendidikan formal di Bondowoso sudah memadai.

Rasio jumlah murid dan guru di jenjang pendidikan SD, SMP dan SMA berkisar pada angka 11–13 murid untuk setiap 1 orang guru, meskipun masih relatif besar tapi angka tersebut sudah dapat dikatakan mencukupi ketersediaan jumlah tenaga pendidik untuk saat ini.

Kesehatan

Ketersediaan Fasilitas kesehatan Puskesmas dan tenaga medis dokter pada tahun 2022 telah menyebar di seluruh wilayah kecamatan dengan jumlah dokter sebanyak 92 orang.

Badan Pemberdayaan Perempuan dan Keluarga Berencana Bondowoso mencatat terdapat 88.007 Pasangan Usia Subur (PUS) pada tahun 2022 dan terdapat 68.365 orang adalah pasangan pengguna aktif alat kontrasepsi dari berbagai jenis. Tiga metode kontrasepsi terbanyak yang diminati peserta adalah suntik, pil dan Implan.

Agama**Education**

From the size of Pure Participation Rate (APM) and Rough Participation Rate (APK) reaching 97,38 and 106,26 for Primary Schools, 83,45 and 96,46 for Junior High School and 52,73 and 69,94 for High School, can be said that the Availability of Formal Education Facilities in Bondowoso Is sufficient.

The ratio of the number of pupils and teachers in elementary, junior and senior high school education ranges from 11 to 13 students for every 1 teacher, although it is still relatively large but that number can be said to provide sufficient number of educators for the time being.

Health

Availability of health facilities Puskesmas and medical personnel doctors in the year 2022 has spread across the district with the number of doctors as much as 92 people.

Women's Empowerment and Family Planning Agency Bondowoso noted there are 88.007 Pairs of Infertile Age (EFA) in 2022 where 68.365 people are active users of contraceptives of various types. The three most common methods of contraception that participants are interested in are injections, pills and implants.

Religion

Jumlah sarana peribadatan umat islam berupa Masjid 1.153 unit, sementara jumlah musholla menjadi 5.634 unit Ini menunjukkan bahwa toleransi kehidupan umat beragama masyarakat Islam dan pemeluk agama lainnya sudah berjalan sangat baik.

Menurut data Kantor Kementerian Agama, bahwa selama kurun waktu setahun telah terjadi 911 kasus perceraian.

Data lain menyebutkan bahwa terdapat 5.392 perkara yang telah diputus oleh Pengadilan Agama Bondowoso dari sebanyak 3.114 perkara yang diterima dan 244 perkara dicabut .

Kriminal

Tindakan kriminal pada 2022 tercatat sebanyak 380 kasus dimana penipuan merupakan aksi kriminalitas tertinggi (129 kasus), dan penganiayaan berat pada urutan kedua (105 kasus).

Pelanggaran lalu lintas yang ditilang sebanyak 4.930 dan yang ditegur sebanyak 18.765. Tercatat 538 kecelakaan lalu lintas yang mengakibatkan 105 korban meninggal dunia.

Dari Gedung Pengadilan Negeri diketahui terdapat 3.388 kasus perkara pidana telah diputuskan secara hukum dengan kasus tilang pada posisi tertinggi (3.144 kasus), disusul pencurian (63 kasus). Dari perkara hukum perdata sebanyak 30 kasus dan yang telah diputuskan 22 kasus, masalah perdata yang masih sering

The number of Islamic worship facilities in the form of a mosque is 1.153 units, while the number of musholla is 5.634 units. This shows that the tolerance of the religious community of Muslims and other faiths has been going very well.

According to data from the Office of the Ministry of Religious Affairs, marriage, there were 911 divorce cases.

Other data say that there are 5.392 by the Bondowoso Religious Court of 3.114 cases received and 244 cases being revoked.

Crime

The reported criminal action to the police was 380 cases, where the theft (129 cases) and the second order is maltreatment (105 cases).

4.930 traffic violations is ticketing and 18.765 others reprimended. There are 538 traffic accident and caused 105 dead.

From the State Court building, it is known that 3.388 cases of criminal cases have been legally decided with theft cases in the highest positions (3.144 cases), and persecution 63 cases). Of the civil law cases as many as 30 cases have been decided 22 cases, civil problems that still often arise is the problem of land.

muncul adalah masalah tanah dan perceraian.


Penghuni lembaga pemasyarakatan Bondowoso paling banyak ada di Bulan Agustus dengan rata-rata lama masa tahanan terbanyak berkisar 1 sampai dengan 5 tahun.

Bondowoso penitent residents reached its highest number in August with the average duration of maximum duration ranging from 1 to 5 years.

<https://bondowosokab.bps.go.id>

Gambar 4.1
Figures

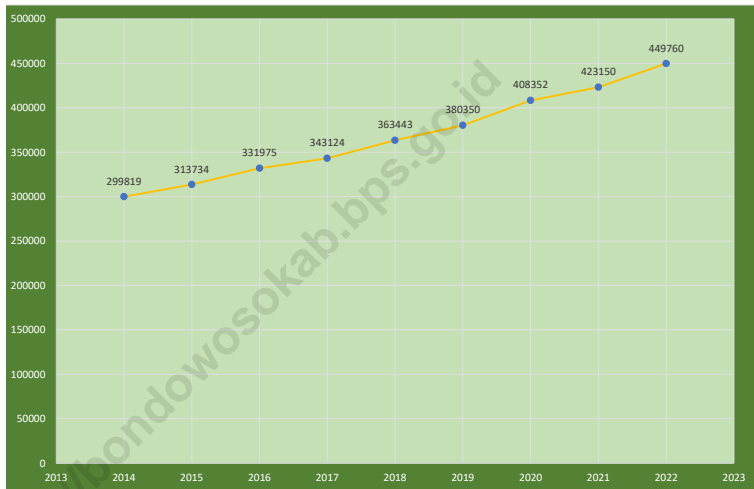
Faktor Penyebab Perceraian Menurut Bulan di Kabupaten Bondowoso, 2022
Divorce Factors by Month in Bondowoso Regency, 2022



Sumber/Source: Pengadilan Agama Kab. Bondowoso / Court of Religion in Bondowoso Regency

Gambar
Figures 4.2

**Garis Kemiskinan dan Jumlah Penduduk Miskin di
Kabupaten Bondowoso, 2014–2022**
*Poverty Line and Number of Poor People in Bondowoso
Regency, 2014–2022*



Sumber/Source: BPS, Survei Sosial Ekonomi Nasional Maret/BPS-Statistics Indonesia, March National Socioeconomic Survey

4.1 PENDIDIKAN EDUCATION

Tabel
Table 4.1.1

Jumlah Sekolah, Guru, dan Murid Taman Kanak-Kanak (TK) di Bawah Kementerian Pendidikan dan Kebudayaan Menurut Kecamatan, 2021/2022 dan 2022/2023
Number of Schools, Teachers, and Pupils in Kindergarten Under The Ministry of Education and Culture by Subdistrict, 2021/2022 dan 2022/2023

| Kecamatan Subdistrict | Sekolah/Schools | | | | | |
|--------------------------|-----------------|-----------|----------------|------------|--------------|------------|
| | Negeri/Public | | Swasta/Private | | Jumlah/Total | |
| | 2021/2022 | 2022/2023 | 2021/2022 | 2022/2023 | 2021/2022 | 2022/2023 |
| (1) | (2) | (3) | (4) | (5) | (6) | (7) |
| Maesan | 1 | 1 | 15 | 17 | 16 | 18 |
| Grujugan | 1 | 1 | 16 | 16 | 17 | 17 |
| Tamanan | 1 | 1 | 15 | 15 | 16 | 16 |
| Jambesari Darus Sholah | - | - | 10 | 10 | 10 | 10 |
| Pujer | - | - | 16 | 17 | 16 | 17 |
| Tlogosari | 1 | 1 | 19 | 19 | 20 | 20 |
| Sukosari | 1 | - | 5 | 5 | 6 | 5 |
| Sumber Wringin | 1 | 1 | 9 | 9 | 10 | 10 |
| Tapen | - | - | 18 | 18 | 18 | 18 |
| Wonosari | - | - | 26 | 26 | 26 | 26 |
| Tenggarang | - | - | 19 | 19 | 19 | 19 |
| Bondowoso | 1 | 1 | 39 | 40 | 40 | 41 |
| Curahdami | - | - | 12 | 12 | 12 | 12 |
| Binakal | - | - | 12 | 12 | 12 | 12 |
| Pakem | - | - | 8 | 8 | 8 | 8 |
| Wringin | 1 | 1 | 12 | 12 | 13 | 13 |
| Tegalampel | - | - | 13 | 13 | 13 | 13 |
| Taman Krocok | 1 | 1 | 11 | 11 | 12 | 12 |
| Klabang | - | - | 12 | 13 | 12 | 13 |
| Ijen | - | - | 10 | 10 | 10 | 10 |
| Botolinggo | - | - | 19 | 19 | 19 | 19 |
| Prajekan | 1 | 1 | 22 | 22 | 23 | 23 |
| Cermee | - | - | 42 | 42 | 42 | 42 |
| Bondowoso | 10 | 9 | 380 | 385 | 390 | 394 |

Lanjutan Tabel/Continued Table 4.1.1

| Kecamatan Subdistrict | Guru ¹ /Teachers ¹ | | | | | |
|--------------------------|--|-----------|----------------|--------------|--------------|--------------|
| | Negeri/Public | | Swasta/Private | | Jumlah/Total | |
| | 2021/2022 | 2022/2023 | 2021/2022 | 2022/2023 | 2021/2022 | 2022/2023 |
| (1) | (8) | (9) | (10) | (11) | (12) | (13) |
| Maesan | 10 | 10 | 53 | 67 | 63 | 77 |
| Grujugan | - | - | 66 | 62 | 66 | 62 |
| Tamanan | 8 | 8 | 64 | 67 | 72 | 75 |
| Jambesari Darus Sholah | - | - | 26 | 25 | 26 | 25 |
| Pujer | - | - | 56 | 56 | 56 | 56 |
| Tlogosari | 6 | 6 | 72 | 79 | 78 | 85 |
| Sukosari | - | - | 29 | 29 | 29 | 29 |
| Sumber Wringin | 8 | 8 | 35 | 45 | 43 | 53 |
| Tapen | - | - | 68 | 68 | 68 | 68 |
| Wonosari | - | - | 106 | 105 | 106 | 105 |
| Tenggarang | - | - | 70 | 68 | 70 | 68 |
| Bondowoso | 17 | 17 | 234 | 233 | 251 | 250 |
| Curahdami | - | - | 41 | 42 | 41 | 42 |
| Binakal | - | - | 36 | 35 | 36 | 35 |
| Pakem | - | - | 26 | 25 | 26 | 25 |
| Wringin | 7 | 7 | 37 | 43 | 44 | 50 |
| Tegalampel | - | - | 45 | 42 | 45 | 42 |
| Taman Krocok | 6 | 6 | 38 | 36 | 44 | 42 |
| Klabang | - | - | 44 | 45 | 44 | 45 |
| Ijen | - | - | 13 | 15 | 13 | 15 |
| Botolinggo | - | - | 65 | 66 | 65 | 66 |
| Prajejan | 4 | 4 | 78 | 77 | 82 | 81 |
| Cermee | - | - | 155 | 156 | 155 | 156 |
| Bondowoso | 66 | 66 | 1 457 | 1 486 | 1 523 | 1 552 |

Lanjutan Tabel/*Continued Table* 4.1.1

| Kecamatan Subdistrict | Murid/Pupils | | | | | |
|--------------------------|---------------|------------|----------------|---------------|---------------|---------------|
| | Negeri/Public | | Swasta/Private | | Jumlah/Total | |
| | 2021/2022 | 2022/2023 | 2021/2022 | 2022/2023 | 2021/2022 | 2022/2023 |
| (1) | (14) | (15) | (16) | (17) | (18) | (19) |
| Maesan | 117 | 111 | 471 | 634 | 588 | 745 |
| Grujugan | 42 | 43 | 645 | 687 | 687 | 730 |
| Tamanan | 41 | 44 | 573 | 666 | 614 | 710 |
| Jambesari Darus Sholah | - | - | 173 | 210 | 173 | 210 |
| Pujer | - | - | 550 | 595 | 550 | 595 |
| Tlogosari | 22 | 22 | 748 | 789 | 770 | 811 |
| Sukosari | - | - | 308 | 332 | 308 | 332 |
| Sumber Wringin | 90 | 76 | 369 | 421 | 459 | 497 |
| Tapen | - | - | 488 | 502 | 488 | 502 |
| Wonosari | - | - | 1 120 | 1 187 | 1 120 | 1 187 |
| Tenggarang | - | - | 566 | 543 | 566 | 543 |
| Bondowoso | 142 | 137 | 2 218 | 2 428 | 2 360 | 2 565 |
| Curahdami | - | - | 307 | 350 | 307 | 350 |
| Binakal | - | - | 265 | 323 | 265 | 323 |
| Pakem | - | - | 230 | 201 | 230 | 201 |
| Wringin | - | - | 420 | 402 | 420 | 402 |
| Tegalampel | - | - | 364 | 341 | 364 | 341 |
| Taman Krocok | 36 | 36 | 276 | 296 | 312 | 332 |
| Klabang | - | - | 270 | 279 | 270 | 279 |
| Ijen | - | - | 234 | 288 | 234 | 288 |
| Botolinggo | - | - | 479 | 499 | 479 | 499 |
| Prajejan | 25 | 26 | 652 | 732 | 677 | 758 |
| Cermee | - | - | 1 237 | 1 289 | 1 237 | 1 289 |
| Bondowoso | 515 | 495 | 12 963 | 13 994 | 13 478 | 14 489 |

Catatan/Note: ¹ Jumlah guru termasuk kepala sekolah dan guru/*The total of teachers including headmaster and teacher*
 Sumber/Source: Kementerian Pendidikan dan Kebudayaan, Dapodikdasmen-Data Semester Ganjil/*Ministry of Educations and Culture, Dapodikdasmen-Odd Semester Data*

Tabel 4.1.2
Table

Jumlah Sekolah, Guru, dan Murid Raudatul Athfal (RA) di Bawah Kementerian Agama Menurut Kecamatan, 2021/2022 dan 2022/2023
Number of Schools, Teachers, and Pupils in Raudatul Athfal (RA) Under The Ministry of Religious Affairs by Subdistrict, 2021/2022 dan 2022/2023

| Kecamatan Subdistrict | Sekolah/Schools | | | | | |
|--------------------------|-----------------|-----------|----------------|------------|--------------|------------|
| | Negeri/Public | | Swasta/Private | | Jumlah/Total | |
| | 2021/2022 | 2022/2023 | 2021/2022 | 2022/2023 | 2021/2022 | 2022/2023 |
| (1) | (2) | (3) | (4) | (5) | (6) | (7) |
| Maesan | - | - | 10 | 10 | 10 | 10 |
| Grujugan | - | - | 9 | 10 | 9 | 10 |
| Tamanan | - | - | 6 | 6 | 6 | 6 |
| Jambesari Darus Sholah | - | - | 17 | 15 | 17 | 15 |
| Pujer | - | - | 13 | 11 | 13 | 11 |
| Tlogosari | - | - | 17 | 16 | 17 | 16 |
| Sukosari | - | - | 4 | 3 | 4 | 3 |
| Sumber Wringin | - | - | 7 | 7 | 7 | 7 |
| Tapen | - | - | 6 | 7 | 6 | 7 |
| Wonosari | - | - | 7 | 6 | 7 | 6 |
| Tenggarang | - | - | 16 | 16 | 16 | 16 |
| Bondowoso | - | - | 6 | 3 | 6 | 3 |
| Curahdami | - | - | 2 | 5 | 2 | 5 |
| Binakal | - | - | 1 | 1 | 1 | 1 |
| Pakem | - | - | 4 | 4 | 4 | 4 |
| Wringin | - | - | 9 | 9 | 9 | 9 |
| Tegalampel | - | - | 4 | 4 | 4 | 4 |
| Taman Krocok | - | - | 1 | - | 1 | - |
| Klabang | - | - | 7 | 7 | 7 | 7 |
| Ijen | - | - | 1 | 1 | 1 | 1 |
| Botolinggo | - | - | 10 | 10 | 10 | 10 |
| Prajejan | - | - | 1 | 1 | 1 | 1 |
| Cermee | - | - | 2 | 2 | 2 | 2 |
| Bondowoso | - | - | 160 | 154 | 160 | 154 |

Lanjutan Tabel/Continued Table 4.1.2

| Kecamatan Subdistrict | Guru ¹ /Teachers ¹ | | | | | |
|--------------------------|--|-----------|----------------|------------|--------------|------------|
| | Negeri/Public | | Swasta/Private | | Jumlah/Total | |
| | 2021/2022 | 2022/2023 | 2021/2022 | 2022/2023 | 2021/2022 | 2022/2023 |
| (1) | (8) | (9) | (10) | (11) | (12) | (13) |
| Maesan | - | - | 43 | 39 | 43 | 39 |
| Grujugan | - | - | 37 | 28 | 37 | 28 |
| Tamanan | - | - | 22 | 20 | 22 | 20 |
| Jambesari Darus Sholah | - | - | 56 | 54 | 56 | 54 |
| Pujer | - | - | 44 | 43 | 44 | 43 |
| Tlogosari | - | - | 67 | 60 | 67 | 60 |
| Sukosari | - | - | 12 | 12 | 12 | 12 |
| Sumber Wringin | - | - | 29 | 30 | 29 | 30 |
| Tapen | - | - | 21 | 22 | 21 | 22 |
| Wonosari | - | - | 22 | 21 | 22 | 21 |
| Tenggarang | - | - | 84 | 78 | 84 | 78 |
| Bondowoso | - | - | 14 | 13 | 14 | 13 |
| Curahdami | - | - | 20 | 20 | 20 | 20 |
| Binakal | - | - | - | 5 | - | 5 |
| Pakem | - | - | 16 | 15 | 16 | 15 |
| Wringin | - | - | 33 | 32 | 33 | 32 |
| Tegalampel | - | - | 16 | 14 | 16 | 14 |
| Taman Krocok | - | - | - | - | - | - |
| Klabang | - | - | 24 | 23 | 24 | 23 |
| Ijen | - | - | 4 | 4 | 4 | 4 |
| Botolinggo | - | - | 39 | 38 | 39 | 38 |
| Prajejan | - | - | 4 | 4 | 4 | 4 |
| Cermee | - | - | 6 | 6 | 6 | 6 |
| Bondowoso | - | - | 639 | 581 | 639 | 581 |

Lanjutan Tabel/Continued Table 4.1.2

| Kecamatan Subdistrict | Murid/Pupils | | | | | |
|--------------------------|---------------|-----------|----------------|--------------|--------------|--------------|
| | Negeri/Public | | Swasta/Private | | Jumlah/Total | |
| | 2021/2022 | 2022/2023 | 2021/2022 | 2022/2023 | 2021/2022 | 2022/2023 |
| (1) | (14) | (15) | (16) | (17) | (18) | (19) |
| Maesan | - | - | 312 | 324 | 312 | 324 |
| Grujugan | - | - | 318 | 349 | 318 | 349 |
| Tamanan | - | - | 136 | 180 | 136 | 180 |
| Jambesari Darus Sholah | - | - | 397 | 413 | 397 | 413 |
| Pujer | - | - | 301 | 290 | 301 | 290 |
| Tlogosari | - | - | 475 | 464 | 475 | 464 |
| Sukosari | - | - | 81 | 93 | 81 | 93 |
| Sumber Wringin | - | - | 191 | 210 | 191 | 210 |
| Tapen | - | - | 128 | 120 | 128 | 120 |
| Wonosari | - | - | 192 | 157 | 192 | 157 |
| Tenggarang | - | - | 508 | 552 | 508 | 552 |
| Bondowoso | - | - | 143 | 168 | 143 | 168 |
| Curahdami | - | - | 126 | 124 | 126 | 124 |
| Binakal | - | - | - | 16 | - | 16 |
| Pakem | - | - | 96 | 89 | 96 | 89 |
| Wringin | - | - | 309 | 323 | 309 | 323 |
| Tegalampel | - | - | 101 | 119 | 101 | 119 |
| Taman Krocok | - | - | - | - | - | - |
| Klabang | - | - | 179 | 161 | 179 | 161 |
| Ijen | - | - | 25 | 14 | 25 | 14 |
| Botolinggo | - | - | 301 | 293 | 301 | 293 |
| Prajekan | - | - | 25 | 42 | 25 | 42 |
| Cermee | - | - | 41 | 41 | 41 | 41 |
| Bondowoso | - | - | 4 438 | 4 542 | 4 438 | 4 542 |

Sumber/Source: Kementerian Agama, EMIS Dashboard-Data Semester Ganjil/Ministry of Religious Affairs, EMIS Dashboard-Odd Semester Data

Tabel
Table 4.1.3

**Jumlah Sekolah, Guru, dan Murid Sekolah Dasar (SD)
di Bawah Kementerian Pendidikan dan Kebudayaan
Menurut Kecamatan, 2021/2022 dan 2022/2023**
*Number of Schools, Teachers, and Pupils in Primary Schools
Under The Ministry of Education and Culture by Subdistrict,
2021/2022 dan 2022/2023*

| Kecamatan Subdistrict | Sekolah/Schools | | | | | |
|--------------------------|-----------------|------------|----------------|-----------|--------------|------------|
| | Negeri/Public | | Swasta/Private | | Jumlah/Total | |
| | 2021/2022 | 2022/2023 | 2021/2022 | 2022/2023 | 2021/2022 | 2022/2023 |
| (1) | (2) | (3) | (4) | (5) | (6) | (7) |
| Maesan | 26 | 24 | - | - | 26 | 24 |
| Grujugan | 21 | 19 | 1 | 1 | 22 | 20 |
| Tamanan | 20 | 19 | - | - | 20 | 19 |
| Jambesari Darus Sholah | 17 | 17 | - | - | 17 | 17 |
| Pujer | 20 | 18 | - | 1 | 20 | 19 |
| Tlogosari | 35 | 30 | - | - | 35 | 30 |
| Sukosari | 11 | 9 | - | - | 11 | 9 |
| Sumber Wringin | 19 | 18 | 1 | 1 | 20 | 19 |
| Tapen | 24 | 18 | - | - | 24 | 18 |
| Wonosari | 22 | 19 | 1 | 1 | 23 | 20 |
| Tenggarang | 21 | 20 | - | - | 21 | 20 |
| Bondowoso | 28 | 26 | 9 | 11 | 37 | 37 |
| Curahdami | 22 | 20 | - | - | 22 | 20 |
| Binakal | 14 | 11 | - | - | 14 | 11 |
| Pakem | 17 | 16 | - | - | 17 | 16 |
| Wringin | 27 | 25 | 1 | 1 | 28 | 26 |
| Tegalampel | 16 | 14 | - | - | 16 | 14 |
| Taman Krocok | 16 | 14 | - | - | 16 | 14 |
| Klabang | 19 | 17 | - | - | 19 | 17 |
| Ijen | 10 | 10 | - | - | 10 | 10 |
| Botolinggo | 26 | 22 | 1 | 1 | 27 | 23 |
| Prajejan | 20 | 18 | - | - | 20 | 18 |
| Cermee | 41 | 37 | 2 | 2 | 43 | 39 |
| Bondowoso | 492 | 441 | 16 | 19 | 508 | 460 |

Lanjutan Tabel/Continued Table 4.1.3

| Kecamatan Subdistrict | Guru ¹ /Teachers ¹ | | | | | |
|--------------------------|--|--------------|----------------|------------|--------------|--------------|
| | Negeri/Public | | Swasta/Private | | Jumlah/Total | |
| | 2021/2022 | 2022/2023 | 2021/2022 | 2022/2023 | 2021/2022 | 2022/2023 |
| (1) | (8) | (9) | (10) | (11) | (12) | (13) |
| Maesan | 219 | 244 | - | - | 219 | 244 |
| Grujugan | 175 | 177 | 17 | 15 | 192 | 192 |
| Tamanan | 213 | 209 | - | - | 213 | 209 |
| Jambesari Darus Sholah | 162 | 170 | - | - | 162 | 170 |
| Pujer | 192 | 186 | - | 8 | 192 | 194 |
| Tlogosari | 299 | 302 | - | - | 299 | 302 |
| Sukosari | 92 | 83 | - | - | 92 | 83 |
| Sumber Wringin | 156 | 160 | 6 | 4 | 162 | 164 |
| Tapen | 223 | 209 | - | - | 223 | 209 |
| Wonosari | 205 | 202 | 20 | 17 | 225 | 219 |
| Tenggarang | 184 | 210 | - | - | 184 | 210 |
| Bondowoso | 342 | 366 | 116 | 118 | 458 | 484 |
| Curahdami | 195 | 200 | - | - | 195 | 200 |
| Binakal | 132 | 124 | - | - | 132 | 124 |
| Pakem | 117 | 124 | - | - | 117 | 124 |
| Wringin | 227 | 226 | 9 | 11 | 236 | 237 |
| Tegalampel | 141 | 139 | - | - | 141 | 139 |
| Taman Krocok | 129 | 125 | - | - | 129 | 125 |
| Klabang | 163 | 156 | - | - | 163 | 156 |
| Ijen | 69 | 72 | - | - | 69 | 72 |
| Botolinggo | 236 | 218 | 8 | 6 | 244 | 224 |
| Prajeakan | 189 | 180 | - | - | 189 | 180 |
| Cermee | 330 | 331 | 16 | 11 | 346 | 342 |
| Bondowoso | 4 390 | 4 413 | 192 | 190 | 4 582 | 4 603 |

Lanjutan Tabel/*Continued Table 4.1.3*

| Kecamatan Subdistrict | Murid/Pupils | | | | | |
|--------------------------|---------------|---------------|----------------|--------------|---------------|---------------|
| | Negeri/Public | | Swasta/Private | | Jumlah/Total | |
| | 2021/2022 | 2022/2023 | 2021/2022 | 2022/2023 | 2021/2022 | 2022/2023 |
| (1) | (14) | (15) | (16) | (17) | (18) | (19) |
| Maesan | 3 861 | 2 079 | - | - | 3 861 | 2 079 |
| Grujugan | 2 203 | 1 315 | 254 | 265 | 2 457 | 1 580 |
| Tamanan | 2 900 | 1 439 | - | - | 2 900 | 1 439 |
| Jambesari Darus Sholah | 2 385 | 2 329 | - | - | 2 385 | 2 329 |
| Pujer | 2 582 | 2 542 | - | - | 2 582 | 2 542 |
| Tlogosari | 2 894 | 2 914 | - | - | 2 894 | 2 914 |
| Sukosari | 878 | 894 | - | - | 878 | 894 |
| Sumber Wringin | 1 948 | 1 895 | - | - | 1 948 | 1 895 |
| Tapen | 1 887 | 1 858 | - | - | 1 887 | 1 858 |
| Wonosari | 2 289 | 2 613 | 383 | 482 | 2 672 | 3 095 |
| Tenggarang | 2 405 | 2 290 | - | - | 2 405 | 2 290 |
| Bondowoso | 5 190 | 7 106 | 1 943 | 1 905 | 7 133 | 9 011 |
| Curahdami | 2 128 | 2 024 | - | - | 2 128 | 2 024 |
| Binakal | 913 | 845 | - | - | 913 | 845 |
| Pakem | 1 581 | 1 527 | - | - | 1 581 | 1 527 |
| Wringin | 2 420 | 2 457 | 59 | 101 | 2 479 | 2 558 |
| Tegalampel | 1 601 | 1 572 | - | - | 1 601 | 1 572 |
| Taman Krocok | 1 035 | 1 033 | - | - | 1 035 | 1 033 |
| Klabang | 1 208 | 1 174 | - | - | 1 208 | 1 174 |
| Ijen | 1 002 | 1 005 | - | - | 1 002 | 1 005 |
| Botolinggo | 1 489 | 1 513 | 67 | 69 | 1 556 | 1 582 |
| Prajekan | 1 681 | 1 604 | - | - | 1 681 | 1 604 |
| Cermee | 2 705 | 2 782 | 119 | 123 | 2 824 | 2 905 |
| Bondowoso | 49 185 | 46 810 | 2 825 | 2 945 | 52 010 | 49 755 |

Catatan/Note: ¹ Jumlah guru termasuk kepala sekolah dan guru/*The total of teachers including headmaster and teacher*
 Sumber/Source: Kementerian Pendidikan dan Kebudayaan, Dapodikdasmen-Data Semester Ganjil/*Ministry of Educations and Culture, Dapodikdasmen-Odd Semester Data*

Tabel
Table 4.1.4

Jumlah Sekolah, Guru, dan Murid Madrasah Ibtidaiyah (MI) di Bawah Kementerian Agama Menurut Kecamatan Menurut Kecamatan, 2020/2021 dan 2021/2022
Number of Schools, Teachers, and Pupils in Madrasah Ibtidaiyah (MI) Under The Ministry of Religious Affairs by Subdistrict, 2020/2021 dan 2021/2022

| Kecamatan Subdistrict | Sekolah/Schools | | | | | |
|--------------------------|-----------------|-----------|----------------|------------|--------------|------------|
| | Negeri/Public | | Swasta/Private | | Jumlah/Total | |
| | 2021/2022 | 2022/2023 | 2021/2022 | 2022/2023 | 2021/2022 | 2022/2023 |
| (1) | (2) | (3) | (4) | (5) | (6) | (7) |
| Maesan | - | - | 4 | 4 | 4 | 4 |
| Grujugan | - | - | 8 | 8 | 8 | 8 |
| Tamanan | - | - | 5 | 6 | 5 | 6 |
| Jambesari Darus Sholah | - | - | 11 | 11 | 11 | 11 |
| Pujer | - | - | 7 | 7 | 7 | 7 |
| Tlogosari | - | - | 10 | 11 | 10 | 11 |
| Sukosari | 1 | 1 | 8 | 7 | 9 | 8 |
| Sumber Wringin | - | - | 3 | 4 | 3 | 4 |
| Tapen | - | - | 4 | 4 | 4 | 4 |
| Wonosari | 1 | 1 | 8 | 9 | 9 | 10 |
| Tenggarang | - | - | 8 | 8 | 8 | 8 |
| Bondowoso | 1 | - | 4 | 3 | 5 | 3 |
| Curahdami | - | 1 | 1 | 3 | 1 | 4 |
| Binakal | - | - | 3 | 2 | 3 | 2 |
| Pakem | - | - | 1 | 1 | 1 | 1 |
| Wringin | - | - | 5 | 6 | 5 | 6 |
| Tegalampel | - | - | 3 | 1 | 3 | 1 |
| Taman Krocok | - | - | - | - | - | - |
| Klabang | - | - | 1 | 2 | 1 | 2 |
| Ijen | - | - | - | - | - | - |
| Botolinggo | - | - | 11 | 10 | 11 | 10 |
| Prajejan | - | - | 5 | 5 | 5 | 5 |
| Cermee | - | - | 6 | 7 | 6 | 7 |
| Bondowoso | 3 | 3 | 116 | 119 | 119 | 122 |

Lanjutan Tabel/Continued Table 4.1.4

| Kecamatan Subdistrict | Guru ¹ /Teachers ¹ | | | | | |
|--------------------------|--|-----------|----------------|--------------|--------------|--------------|
| | Negeri/Public | | Swasta/Private | | Jumlah/Total | |
| | 2021/2022 | 2022/2023 | 2021/2022 | 2022/2023 | 2021/2022 | 2022/2023 |
| (1) | (8) | (9) | (10) | (11) | (12) | (13) |
| Maesan | - | - | 55 | 50 | 55 | 50 |
| Grujugan | - | - | 95 | 71 | 95 | 71 |
| Tamanan | - | - | 65 | 81 | 65 | 81 |
| Jambesari Darus Sholah | - | - | 141 | 105 | 141 | 105 |
| Pujer | - | - | 72 | 71 | 72 | 71 |
| Tlogosari | - | - | 118 | 114 | 118 | 114 |
| Sukosari | 18 | 17 | 93 | 90 | 111 | 107 |
| Sumber Wringin | - | - | 45 | 44 | 45 | 44 |
| Tapen | - | - | 45 | 39 | 45 | 39 |
| Wonosari | 23 | 8 | 83 | 83 | 106 | 91 |
| Tenggarang | - | - | 95 | 80 | 95 | 80 |
| Bondowoso | - | - | 114 | 104 | 114 | 104 |
| Curahdami | 22 | 21 | 29 | 30 | 51 | 51 |
| Binakal | - | - | 31 | 30 | 31 | 30 |
| Pakem | - | - | 15 | 13 | 15 | 13 |
| Wringin | - | - | 50 | 55 | 50 | 55 |
| Tegalampel | - | - | 19 | 25 | 19 | 25 |
| Taman Krocok | - | - | - | - | - | - |
| Klabang | - | - | 16 | 16 | 16 | 16 |
| Ijen | - | - | - | - | - | - |
| Botolinggo | - | - | 108 | 101 | 108 | 101 |
| Prajekan | - | - | 51 | 47 | 51 | 47 |
| Cermee | - | - | 87 | 89 | 87 | 89 |
| Bondowoso | 63 | 46 | 1 427 | 1 338 | 1 490 | 1 384 |

Lanjutan Tabel/Continued Table 4.1.4

| Kecamatan Subdistrict | Murid/Pupils | | | | | |
|--------------------------|---------------|------------|----------------|---------------|---------------|---------------|
| | Negeri/Public | | Swasta/Private | | Jumlah/Total | |
| | 2021/2022 | 2022/2023 | 2021/2022 | 2022/2023 | 2021/2022 | 2022/2023 |
| (1) | (14) | (15) | (16) | (17) | (18) | (19) |
| Maesan | - | - | 336 | 377 | 336 | 377 |
| Grujugan | - | - | 603 | 749 | 603 | 749 |
| Tamanan | - | - | 646 | 731 | 646 | 731 |
| Jambesari Darus Sholah | - | - | 557 | 517 | 557 | 517 |
| Pujer | - | - | 530 | 568 | 530 | 568 |
| Tlogosari | - | - | 661 | 644 | 661 | 644 |
| Sukosari | 122 | 127 | 708 | 741 | 830 | 868 |
| Sumber Wringin | - | - | 372 | 339 | 372 | 339 |
| Tapen | - | - | 321 | 347 | 321 | 347 |
| Wonosari | 184 | 199 | 412 | 418 | 596 | 617 |
| Tenggarang | - | - | 617 | 654 | 617 | 654 |
| Bondowoso | - | - | 1 862 | 1 965 | 1 862 | 1 965 |
| Curahdami | 201 | 224 | 142 | 151 | 343 | 375 |
| Binakal | - | - | 145 | 165 | 145 | 165 |
| Pakem | - | - | 79 | 91 | 79 | 91 |
| Wringin | - | - | 472 | 485 | 472 | 485 |
| Tegalampel | - | - | 144 | 193 | 144 | 193 |
| Taman Krocok | - | - | - | - | - | - |
| Klabang | - | - | 77 | 54 | 77 | 54 |
| Ijen | - | - | - | - | - | - |
| Botolinggo | - | - | 693 | 729 | 693 | 729 |
| Prajeakan | - | - | 317 | 323 | 317 | 323 |
| Cermee | - | - | 723 | 750 | 723 | 750 |
| Bondowoso | 504 | 550 | 10 417 | 10 991 | 10 924 | 11 541 |

Sumber/Source: Kementerian Agama, EMIS Dashboard-Data Semester Ganjil/Ministry of Religious Affairs, EMIS Dashboard-Odd Semester Data

Tabel
Table 4.1.5

Jumlah Sekolah, Guru, dan Murid Sekolah Menengah Pertama (SMP) di Bawah Kementerian Pendidikan dan Kebudayaan Menurut Kecamatan, 2021/2022 dan 2022/2023
Number of Schools, Teachers, and Pupils in Lower Secondary Schools Under The Ministry of Education and Culture by Subdistrict, 2021/2022 dan 2022/2023

| Kecamatan Subdistrict | Sekolah/Schools | | | | | |
|--------------------------|-----------------|-----------|----------------|-----------|--------------|------------|
| | Negeri/Public | | Swasta/Private | | Jumlah/Total | |
| | 2021/2022 | 2022/2023 | 2021/2022 | 2022/2023 | 2021/2022 | 2022/2023 |
| (1) | (2) | (3) | (4) | (5) | (6) | (7) |
| Maesan | 3 | 3 | 3 | 3 | 6 | 6 |
| Grujugan | 2 | 2 | 3 | 3 | 5 | 5 |
| Tamanan | 3 | 3 | 4 | 4 | 7 | 7 |
| Jambesari Darus Sholah | 2 | 2 | 6 | 6 | 8 | 8 |
| Pujer | 2 | 2 | 2 | 1 | 4 | 3 |
| Tlogosari | 2 | 2 | 3 | 3 | 5 | 5 |
| Sukosari | 1 | 1 | 2 | 2 | 3 | 3 |
| Sumber Wringin | 3 | 3 | 2 | 2 | 5 | 5 |
| Tapen | 2 | 2 | 2 | 2 | 4 | 4 |
| Wonosari | 1 | 1 | 6 | 6 | 7 | 7 |
| Tenggarang | 2 | 2 | 5 | 5 | 7 | 7 |
| Bondowoso | 7 | 7 | 7 | 8 | 14 | 15 |
| Curahdami | 1 | 1 | 6 | 6 | 7 | 7 |
| Binakal | 1 | 1 | - | - | 1 | 1 |
| Pakem | 2 | 2 | - | - | 2 | 2 |
| Wringin | 1 | 1 | 5 | 5 | 6 | 6 |
| Tegalampel | 1 | 1 | 2 | 2 | 3 | 3 |
| Taman Krocok | 1 | 1 | - | - | 1 | 1 |
| Klabang | 1 | 1 | - | - | 1 | 1 |
| Ijen | 2 | 2 | - | - | 2 | 2 |
| Botolinggo | 2 | 2 | 3 | 3 | 5 | 5 |
| Prajejan | 2 | 2 | 1 | 1 | 3 | 3 |
| Cermee | 4 | 4 | 2 | 2 | 6 | 6 |
| Bondowoso | 48 | 48 | 64 | 64 | 112 | 112 |

Lanjutan Tabel/*Continued Table 4.1.5*

| Kecamatan Subdistrict | Guru ¹ /Teachers ¹ | | | | | |
|--------------------------|--|------------|----------------|------------|--------------|--------------|
| | Negeri/Public | | Swasta/Private | | Jumlah/Total | |
| | 2021/2022 | 2022/2023 | 2021/2022 | 2022/2023 | 2021/2022 | 2022/2023 |
| (1) | (8) | (9) | (10) | (11) | (12) | (13) |
| Maesan | 62 | 57 | 17 | 16 | 79 | 73 |
| Grujugan | 26 | 26 | 26 | 24 | 52 | 50 |
| Tamanan | 67 | 73 | 32 | 30 | 99 | 103 |
| Jambesari Darus Sholah | 39 | 36 | 50 | 42 | 89 | 78 |
| Pujer | 32 | 35 | 30 | 12 | 62 | 47 |
| Tlogosari | 31 | 41 | 24 | 25 | 55 | 66 |
| Sukosari | 21 | 26 | 16 | 15 | 37 | 41 |
| Sumber Wringin | 43 | 43 | 16 | 12 | 59 | 55 |
| Tapen | 60 | 57 | 13 | 9 | 73 | 66 |
| Wonosari | 18 | 18 | 59 | 61 | 77 | 79 |
| Tenggarang | 48 | 58 | 31 | 28 | 79 | 86 |
| Bondowoso | 206 | 200 | 65 | 63 | 271 | 263 |
| Curahdami | 13 | 12 | 51 | 60 | 64 | 72 |
| Binakal | 7 | 6 | - | - | 7 | 6 |
| Pakem | 23 | 26 | - | - | 23 | 26 |
| Wringin | 23 | 23 | 37 | 39 | 60 | 62 |
| Tegalampel | 25 | 25 | 16 | 15 | 41 | 40 |
| Taman Krocok | 12 | 14 | - | - | 12 | 14 |
| Klabang | 19 | 25 | - | - | 19 | 25 |
| Ijen | 13 | 17 | - | - | 13 | 17 |
| Botolinggo | 20 | 23 | 16 | 18 | 36 | 41 |
| Prajekan | 50 | 48 | 7 | 7 | 57 | 55 |
| Cermee | 51 | 49 | 17 | 29 | 68 | 78 |
| Bondowoso | 909 | 938 | 523 | 505 | 1 432 | 1 443 |

Lanjutan Tabel/*Continued Table 4.1.5*

| Kecamatan Subdistrict | Murid/Pupils | | | | | |
|--------------------------|---------------|---------------|----------------|--------------|---------------|---------------|
| | Negeri/Public | | Swasta/Private | | Jumlah/Total | |
| | 2021/2022 | 2022/2023 | 2021/2022 | 2022/2023 | 2021/2022 | 2022/2023 |
| (1) | (14) | (15) | (16) | (17) | (18) | (19) |
| Maesan | 717 | 698 | 184 | 485 | 901 | 1 183 |
| Grujugan | 336 | 310 | 157 | 438 | 493 | 748 |
| Tamanan | 1 006 | 943 | 320 | 324 | 1 326 | 1 267 |
| Jambesari Darus Sholah | 341 | 477 | 495 | 331 | 836 | 808 |
| Pujer | 372 | 324 | 101 | 89 | 473 | 413 |
| Tlogosari | 401 | 341 | 115 | 131 | 516 | 472 |
| Sukosari | 421 | 449 | 122 | 128 | 543 | 577 |
| Sumber Wringin | 382 | 387 | 103 | 82 | 485 | 469 |
| Tapen | 863 | 812 | 81 | 68 | 944 | 880 |
| Wonosari | 240 | 188 | 735 | 742 | 975 | 930 |
| Tenggarang | 789 | 790 | 159 | 140 | 948 | 930 |
| Bondowoso | 3 071 | 2 952 | 812 | 846 | 3 883 | 3 798 |
| Curahdami | 124 | 100 | 437 | 697 | 561 | 797 |
| Binakal | 44 | 31 | - | - | 44 | 31 |
| Pakem | 367 | 334 | - | - | 367 | 334 |
| Wringin | 354 | 304 | 425 | 387 | 779 | 691 |
| Tegalampel | 330 | 326 | 141 | 115 | 471 | 441 |
| Taman Krocok | 116 | 118 | - | - | 116 | 118 |
| Klabang | 306 | 297 | - | - | 306 | 297 |
| Ijen | 210 | 201 | - | - | 210 | 201 |
| Botolinggo | 59 | 68 | 200 | 192 | 259 | 260 |
| Prajejan | 871 | 822 | 68 | 60 | 939 | 882 |
| Cermee | 520 | 487 | 103 | 118 | 623 | 605 |
| Bondowoso | 12 240 | 11 759 | 4 758 | 5 375 | 16 998 | 17 132 |

Catatan/Note: ¹ Jumlah guru termasuk kepala sekolah dan guru/*The total of teachers including headmaster and teacher*
 Sumber/Source: Kementerian Pendidikan dan Kebudayaan, Dapodikdasmen-Data Semester Ganjil/*Ministry of Educations and Culture, Dapodikdasmen-Odd Semester Data*

Tabel
Table 4.1.6

Jumlah Sekolah, Guru, dan Murid Madrasah Tsanawiyah (MTs) di Bawah Kementerian Agama Menurut Kecamatan, 2021/2022 dan 2022/2023
Number of Schools, Teachers, and Pupils in Madrasah Tsanawiyah (MTs) Under The Ministry of Religious Affairs by Subdistrict, 2021/2022 dan 2022/2023

| Kecamatan Subdistrict | Sekolah/Schools | | | | | |
|--------------------------|-----------------|-----------|----------------|------------|--------------|------------|
| | Negeri/Public | | Swasta/Private | | Jumlah/Total | |
| | 2021/2022 | 2022/2023 | 2021/2022 | 2022/2023 | 2021/2022 | 2022/2023 |
| (1) | (2) | (3) | (4) | (5) | (6) | (7) |
| Maesan | - | - | 6 | 6 | 6 | 6 |
| Grujugan | - | - | 7 | 7 | 7 | 7 |
| Tamanan | - | - | 5 | 5 | 5 | 5 |
| Jambesari Darus Sholah | - | - | 12 | 12 | 12 | 12 |
| Pujer | - | - | 10 | 10 | 10 | 10 |
| Tlogosari | - | - | 13 | 13 | 13 | 13 |
| Sukosari | 1 | 1 | 5 | 5 | 6 | 6 |
| Sumber Wringin | - | - | 2 | 2 | 2 | 2 |
| Tapen | - | - | 3 | 3 | 3 | 3 |
| Wonosari | 2 | 2 | 6 | 6 | 8 | 8 |
| Tenggarang | - | - | 7 | 7 | 7 | 7 |
| Bondowoso | 1 | 1 | 6 | 6 | 7 | 7 |
| Curahdami | - | - | 5 | 5 | 5 | 5 |
| Binakal | - | - | 4 | 4 | 4 | 4 |
| Pakem | - | - | 3 | 3 | 3 | 3 |
| Wringin | - | - | 8 | 8 | 8 | 8 |
| Tegalampel | - | - | 3 | 3 | 3 | 3 |
| Taman Krocok | - | - | 2 | 2 | 2 | 2 |
| Klabang | - | - | 2 | 2 | 2 | 2 |
| Ijen | - | - | - | - | - | - |
| Botolinggo | - | - | 7 | 7 | 7 | 7 |
| Prajejan | - | - | 3 | 3 | 3 | 3 |
| Cermee | - | - | 8 | 8 | 8 | 8 |
| Bondowoso | 4 | 4 | 127 | 127 | 131 | 131 |

Lanjutan Tabel/*Continued Table* 4.1.6

| Kecamatan <i>Subdistrict</i> | Guru ¹ / <i>Teachers</i> ¹ | | | | | |
|---------------------------------|--|------------|------------------------|--------------|----------------------|--------------|
| | Negeri/ <i>Public</i> | | Swasta/ <i>Private</i> | | Jumlah/ <i>Total</i> | |
| | 2021/2022 | 2022/2023 | 2021/2022 | 2022/2023 | 2021/2022 | 2022/2023 |
| (1) | (8) | (9) | (10) | (11) | (12) | (13) |
| Maesan | - | - | 66 | 60 | 66 | 60 |
| Grujugan | - | - | 84 | 80 | 84 | 80 |
| Tamanan | - | - | 56 | 58 | 56 | 58 |
| Jambesari Darus Sholah | - | - | 166 | 144 | 166 | 144 |
| Pujer | - | - | 122 | 113 | 122 | 113 |
| Tlogosari | - | - | 138 | 129 | 138 | 129 |
| Sukosari | 15 | 14 | 71 | 67 | 86 | 81 |
| Sumber Wringin | - | - | 68 | 63 | 68 | 63 |
| Tapen | - | - | 44 | 40 | 44 | 40 |
| Wonosari | 51 | 62 | 127 | 141 | 178 | 203 |
| Tenggarang | - | - | 102 | 93 | 102 | 93 |
| Bondowoso | 60 | 64 | 82 | 79 | 142 | 143 |
| Curahdami | - | - | 78 | 75 | 78 | 75 |
| Binakal | - | - | 17 | 13 | 17 | 13 |
| Pakem | - | - | 36 | 29 | 36 | 29 |
| Wringin | - | - | 107 | 87 | 107 | 87 |
| Tegalampel | - | - | 33 | 58 | 33 | 58 |
| Taman Krocok | - | - | 7 | 6 | 7 | 6 |
| Klabang | - | - | 21 | 20 | 21 | 20 |
| Ijen | - | - | - | - | - | - |
| Botolinggo | - | - | 105 | 76 | 105 | 76 |
| Prajejan | - | - | 30 | 12 | 30 | 12 |
| Cermee | - | - | 136 | 127 | 136 | 127 |
| Bondowoso | 126 | 140 | 1 720 | 1 570 | 1 846 | 1 710 |

Lanjutan Tabel/*Continued Table 4.1.6*

| Kecamatan Subdistrict | Murid/Pupils | | | | | |
|--------------------------|---------------|--------------|----------------|---------------|---------------|---------------|
| | Negeri/Public | | Swasta/Private | | Jumlah/Total | |
| | 2021/2022 | 2022/2023 | 2021/2022 | 2022/2023 | 2021/2022 | 2022/2023 |
| (1) | (14) | (15) | (16) | (17) | (18) | (19) |
| Maesan | - | - | 285 | 275 | 285 | 2275 |
| Grujugan | - | - | 441 | 376 | 441 | 376 |
| Tamanan | - | - | 259 | 221 | 259 | 221 |
| Jambesari Darus Sholah | - | - | 1 277 | 1 400 | 1 277 | 1 400 |
| Pujer | - | - | 819 | 752 | 819 | 752 |
| Tlogosari | - | - | 767 | 731 | 767 | 731 |
| Sukosari | 82 | 81 | 340 | 294 | 422 | 375 |
| Sumber Wringin | - | - | 268 | 240 | 268 | 240 |
| Tapen | - | - | 232 | 258 | 232 | 258 |
| Wonosari | 361 | 372 | 725 | 753 | 1 086 | 1 125 |
| Tenggarang | - | - | 951 | 903 | 951 | 903 |
| Bondowoso | 904 | 864 | 974 | 979 | 1 878 | 1 843 |
| Curahdami | - | - | 332 | 362 | 332 | 362 |
| Binakal | - | - | 77 | 69 | 77 | 69 |
| Pakem | - | - | 124 | 147 | 124 | 147 |
| Wringin | - | - | 1 237 | 1 228 | 1 237 | 1 228 |
| Tegalampel | - | - | 91 | 107 | 91 | 107 |
| Taman Krocok | - | - | 38 | 35 | 38 | 35 |
| Klabang | - | - | 58 | 65 | 58 | 65 |
| Ijen | - | - | - | - | - | - |
| Botolinggo | - | - | 756 | 785 | 756 | 785 |
| Prajekan | - | - | 83 | 86 | 83 | 86 |
| Cermee | - | - | 1 296 | 1 261 | 1 296 | 1 261 |
| Bondowoso | 1 347 | 1 317 | 11 431 | 11 327 | 12 778 | 12 644 |

Sumber/*Source*: Kementerian Agama, EMIS Dashboard-Data Semester Ganjil/*Ministry of Religious Affairs, EMIS Dashboard-Odd Semester Data*

Tabel 4.1.7
Table

Jumlah Sekolah, Guru, dan Murid Sekolah Menengah Atas (SMA) di Bawah Kementerian Pendidikan dan Kebudayaan Menurut Kecamatan, 2021/2022 dan 2022/2023
Number of Schools, Teachers, and Pupils in Upper Secondary Schools Under The Ministry of Education and Culture by Subdistrict, 2021/2022 dan 2022/2023

| Kecamatan Subdistrict | Sekolah/Schools | | | | | |
|--------------------------|-----------------|-----------|----------------|-----------|--------------|-----------|
| | Negeri/Public | | Swasta/Private | | Jumlah/Total | |
| | 2021/2022 | 2022/2023 | 2021/2022 | 2022/2023 | 2021/2022 | 2022/2023 |
| (1) | (2) | (3) | (4) | (5) | (6) | (7) |
| Maesan | - | - | - | - | - | - |
| Grujugan | 1 | 1 | 1 | 1 | 2 | 2 |
| Tamanan | 1 | 1 | - | - | 1 | 1 |
| Jambesari Darus Sholah | - | - | 1 | 1 | 1 | 1 |
| Pujer | 1 | 1 | 1 | 1 | 2 | 2 |
| Tlogosari | - | - | 1 | 1 | 1 | 1 |
| Sukosari | 1 | 1 | 2 | 2 | 3 | 3 |
| Sumber Wringin | - | - | 1 | 1 | 1 | 1 |
| Tapen | 1 | 1 | - | - | 1 | 1 |
| Wonosari | - | - | - | - | - | - |
| Tenggarang | 1 | 1 | 1 | 1 | 2 | 2 |
| Bondowoso | 3 | 3 | 3 | 3 | 6 | 6 |
| Curahdami | - | - | 2 | 2 | 2 | 2 |
| Binakal | - | - | - | - | - | - |
| Pakem | - | - | - | - | - | - |
| Wringin | - | - | 3 | 3 | 3 | 3 |
| Tegalampel | - | - | - | - | - | - |
| Taman Krocok | - | - | - | - | - | - |
| Klabang | - | - | - | - | - | - |
| Ijen | - | - | - | - | - | - |
| Botolinggo | - | - | 2 | 2 | 2 | 2 |
| Prajeakan | 1 | 1 | - | - | 1 | 1 |
| Cermee | - | - | 1 | 1 | 1 | 1 |
| Bondowoso | 10 | 10 | 19 | 19 | 29 | 29 |

Lanjutan Tabel/Continued Table 4.1.7

| Kecamatan Subdistrict | Guru ¹ /Teachers ¹ | | | | | |
|--------------------------|--|------------|----------------|------------|--------------|------------|
| | Negeri/Public | | Swasta/Private | | Jumlah/Total | |
| | 2021/2022 | 2022/2023 | 2021/2022 | 2022/2023 | 2021/2022 | 2022/2023 |
| (1) | (8) | (9) | (10) | (11) | (12) | (13) |
| Maesan | - | - | - | - | - | - |
| Grujugan | 27 | 27 | 3 | 3 | 30 | 30 |
| Tamanan | 28 | 28 | - | - | 28 | 28 |
| Jambesari Darus Sholah | - | - | 18 | 18 | 18 | 18 |
| Pujer | 24 | 24 | 6 | 6 | 30 | 30 |
| Tlogosari | - | - | 12 | 12 | 12 | 12 |
| Sukosari | 25 | 25 | 24 | 24 | 49 | 49 |
| Sumber Wringin | - | - | - | - | - | - |
| Tapen | 33 | 33 | - | - | 33 | 33 |
| Wonosari | - | - | - | - | - | - |
| Tenggarang | 55 | 55 | 5 | 5 | 60 | 60 |
| Bondowoso | 116 | 117 | 30 | 30 | 146 | 147 |
| Curahdami | - | - | 20 | 20 | 20 | 20 |
| Binakal | - | - | - | - | - | - |
| Pakem | - | - | - | - | - | - |
| Wringin | - | - | 37 | 37 | 37 | 37 |
| Tegalampel | - | - | - | - | - | - |
| Taman Krocok | - | - | - | - | - | - |
| Klabang | - | - | - | - | - | - |
| Ijen | - | - | - | - | - | - |
| Botolinggo | - | - | 14 | 14 | 14 | 14 |
| Prajejan | 43 | 43 | - | - | 43 | 43 |
| Cermee | - | - | 9 | 9 | 9 | 9 |
| Bondowoso | 351 | 342 | 178 | 178 | 529 | 530 |

Lanjutan Tabel/*Continued Table 4.1.7*

| Kecamatan Subdistrict | Murid/Pupils | | | | | |
|--------------------------|---------------|--------------|----------------|--------------|--------------|--------------|
| | Negeri/Public | | Swasta/Private | | Jumlah/Total | |
| | 2021/2022 | 2022/2023 | 2021/2022 | 2022/2023 | 2021/2022 | 2022/2023 |
| (1) | (14) | (15) | (16) | (17) | (18) | (19) |
| Maesan | - | - | - | - | - | - |
| Grujugan | 227 | 231 | 50 | 50 | 277 | 281 |
| Tamanan | 407 | 365 | - | - | 407 | 365 |
| Jambesari Darus Sholah | - | - | 728 | 736 | 728 | 736 |
| Pujer | 166 | 160 | 76 | 70 | 242 | 230 |
| Tlogosari | - | - | 59 | 69 | 59 | 69 |
| Sukosari | 262 | 265 | 142 | 139 | 404 | 404 |
| Sumber Wringin | - | - | 110 | 72 | 110 | 72 |
| Tapen | 333 | 303 | - | - | 333 | 303 |
| Wonosari | - | - | - | - | - | - |
| Tenggarang | 982 | 952 | 47 | 54 | 1 029 | 1 006 |
| Bondowoso | 1 746 | 1 790 | 295 | 330 | 2 041 | 2 120 |
| Curahdami | - | - | 186 | 157 | 186 | 157 |
| Binakal | - | - | - | - | - | - |
| Pakem | - | - | - | - | - | - |
| Wringin | - | - | 557 | 569 | 557 | 569 |
| Tegalampel | - | - | - | - | - | - |
| Taman Krocok | - | - | - | - | - | - |
| Klabang | - | - | - | - | - | - |
| Ijen | - | - | - | - | - | - |
| Botolinggo | - | - | 224 | 151 | 224 | 151 |
| Prajekan | 557 | 513 | - | - | 557 | 513 |
| Cermee | - | - | 188 | 192 | 188 | 192 |
| Bondowoso | 4 680 | 4 579 | 2 662 | 2 592 | 7 342 | 7 171 |

Catatan/Note: ¹ Jumlah guru termasuk kepala sekolah dan guru/*The total of teachers including headmaster and teacher*
 Sumber/Source: Cabang Dinas Pendidikan Wilayah Kabupaten Bondowoso-2020/2021 Data Semester Genap; 2021/2022 Data Semester Ganjil/*Regional Education Office Branch-2020/2021 Even Semester Data; 2021/2022 Odd Semester Data*

Tabel
Table 4.1.8

Jumlah Sekolah, Guru, dan Murid Sekolah Menengah Kejuruan (SMK) di Bawah Kementerian Pendidikan dan Kebudayaan Menurut Kecamatan, 2021/2022 dan 2022/2023
Number of Schools, Teachers, and Pupils in Vocational High Schools Under The Ministry of Education and Culture by Subdistrict, 2021/2022 dan 2022/2023

| Kecamatan Subdistrict | Sekolah/Schools | | | | | |
|--------------------------|-----------------|-----------|----------------|-----------|--------------|-----------|
| | Negeri/Public | | Swasta/Private | | Jumlah/Total | |
| | 2021/2022 | 2022/2023 | 2021/2022 | 2022/2023 | 2021/2022 | 2022/2023 |
| (1) | (2) | (3) | (4) | (5) | (6) | (7) |
| Maesan | 1 | 1 | 1 | 1 | 2 | 2 |
| Grujugan | 1 | 1 | 2 | 2 | 3 | 3 |
| Tamanan | 1 | 1 | 4 | 4 | 5 | 5 |
| Jambesari Darus Sholah | - | - | 4 | 4 | 4 | 4 |
| Pujer | 1 | 1 | 2 | 2 | 3 | 3 |
| Tlogosari | 1 | 1 | - | - | 1 | 1 |
| Sukosari | - | - | 2 | 2 | 2 | 2 |
| Sumber Wringin | 1 | 1 | 1 | 1 | 2 | 2 |
| Tapen | 1 | 1 | 3 | 3 | 4 | 4 |
| Wonosari | - | - | 4 | 4 | 4 | 4 |
| Tenggarang | - | - | 3 | 3 | 3 | 3 |
| Bondowoso | 4 | 4 | 2 | 2 | 6 | 6 |
| Curahdami | - | - | 3 | 3 | 3 | 3 |
| Binakal | - | - | 1 | 1 | 1 | 1 |
| Pakem | 1 | 1 | 1 | 1 | 2 | 2 |
| Wringin | 1 | 1 | 4 | 4 | 5 | 5 |
| Tegalampel | 1 | 1 | 1 | 1 | 2 | 2 |
| Taman Krocok | - | - | - | - | - | - |
| Klabang | 1 | 1 | - | - | 1 | 1 |
| Ijen | 1 | 1 | - | - | 1 | 1 |
| Botolinggo | - | - | - | - | - | - |
| Prajejan | 1 | 1 | 2 | 2 | 3 | 3 |
| Cermee | 1 | 1 | 1 | 1 | 2 | 2 |
| Bondowoso | 18 | 18 | 41 | 41 | 59 | 59 |

Lanjutan Tabel/*Continued Table* 4.1.8

| Kecamatan Subdistrict | Guru ¹ /Teachers ¹ | | | | | |
|--------------------------|--|------------|----------------|------------|--------------|--------------|
| | Negeri/Public | | Swasta/Private | | Jumlah/Total | |
| | 2021/2022 | 2022/2023 | 2021/2022 | 2022/2023 | 2021/2022 | 2022/2023 |
| (1) | (8) | (9) | (10) | (11) | (12) | (13) |
| Maesan | 30 | 21 | 13 | 11 | 43 | 42 |
| Grujugan | 21 | 27 | 26 | 22 | 47 | 49 |
| Tamanan | 38 | 38 | 37 | 37 | 75 | 75 |
| Jambesari Darus Sholah | - | - | 38 | 41 | 38 | 41 |
| Pujer | 16 | 23 | 27 | 23 | 43 | 46 |
| Tlogosari | 26 | 29 | - | - | 26 | 29 |
| Sukosari | - | - | 16 | 15 | 16 | 15 |
| Sumber Wringin | 22 | 26 | 1 | 2 | 23 | 28 |
| Tapen | 37 | 35 | 32 | 28 | 69 | 63 |
| Wonosari | - | - | 77 | 68 | 77 | 68 |
| Tenggarang | - | - | 39 | 31 | 39 | 31 |
| Bondowoso | 231 | 228 | 24 | 17 | 255 | 245 |
| Curahdami | - | - | 27 | 26 | 27 | 26 |
| Binakal | - | - | 15 | 13 | 15 | 13 |
| Pakem | 13 | 13 | 20 | 18 | 33 | 31 |
| Wringin | 27 | 29 | 27 | 27 | 54 | 56 |
| Tegalampel | 47 | 41 | 11 | 9 | 58 | 50 |
| Taman Krocok | - | - | - | - | - | - |
| Klabang | 31 | 31 | - | - | 31 | 31 |
| Ijen | 13 | 13 | - | - | 13 | 13 |
| Botolinggo | - | - | - | - | - | - |
| Prajejan | 31 | 33 | 14 | 10 | 45 | 43 |
| Cermee | 21 | 21 | 16 | 15 | 37 | 36 |
| Bondowoso | 604 | 618 | 4460 | 413 | 1 064 | 1 031 |

Lanjutan Tabel/Continued Table 4.1.8

| Kecamatan Subdistrict | Murid/Pupils | | | | | |
|--------------------------|---------------|--------------|----------------|--------------|---------------|---------------|
| | Negeri/Public | | Swasta/Private | | Jumlah/Total | |
| | 2021/2022 | 2022/2023 | 2021/2022 | 2022/2023 | 2021/2022 | 2022/2023 |
| (1) | (14) | (15) | (16) | (17) | (18) | (19) |
| Maesan | 544 | 537 | 174 | 172 | 718 | 709 |
| Grujugan | 270 | 232 | 157 | 186 | 427 | 418 |
| Tamanan | 606 | 413 | 280 | 340 | 886 | 753 |
| Jambesari Darus Sholah | - | - | 490 | 524 | 490 | 524 |
| Pujer | 260 | 319 | 267 | 228 | 527 | 547 |
| Tlogosari | 500 | 349 | - | - | 500 | 349 |
| Sukosari | - | - | 188 | 162 | 188 | 162 |
| Sumber Wringin | 243 | 231 | 36 | 49 | 279 | 280 |
| Tapen | 609 | 589 | 203 | 189 | 812 | 778 |
| Wonosari | - | - | 1 092 | 952 | 1 092 | 952 |
| Tenggarang | - | - | 355 | 397 | 355 | 397 |
| Bondowoso | 3 760 | 3 052 | 176 | 174 | 3 936 | 3 676 |
| Curahdami | - | - | 286 | 332 | 286 | 332 |
| Binakal | - | - | 114 | 89 | 114 | 89 |
| Pakem | 58 | 69 | 57 | 44 | 115 | 113 |
| Wringin | 650 | 513 | 221 | 219 | 871 | 732 |
| Tegalampel | 590 | 436 | 60 | 29 | 650 | 465 |
| Taman Krocok | - | - | - | - | - | - |
| Klabang | 304 | 303 | - | - | 304 | 303 |
| Ijen | 116 | 106 | - | - | 116 | 106 |
| Botolinggo | - | - | - | - | - | - |
| Prajean | 440 | 412 | 123 | 138 | 563 | 550 |
| Cermee | 278 | 274 | 60 | 75 | 338 | 349 |
| Bondowoso | 9 228 | 8 285 | 4 339 | 4 299 | 13 567 | 12 584 |

Catatan/Note: 1 Guru yang mengajar di 2 sekolah atau lebih dihitung di masing-masing sekolah. Jumlah guru termasuk kepala sekolah dan guru/The teacher who taught in two schools or more counted in every school. The total of teachers including headmaster and teacher

Sumber/Source: Kementerian Pendidikan dan Kebudayaan, Sistem Data Pokok Pendidikan, data semester ganjil laporan sampai dengan 2020/Ministry of Educations and Culture, Basic Education Data System, odd semester report data up to 2020

Tabel
Table 4.1.9

Jumlah Sekolah, Guru, dan Murid Madrasah Aliyah (MA) di Bawah Kementerian Agama Menurut Kecamatan, 2021/2022 dan 2022/2023
Number of Schools, Teachers, and Pupils in Madrasah Aliyah (MA) Under the Ministry of Religious Affairs by Subdistrict, 2021/2022 dan 2022/2023

| Kecamatan Subdistrict | Sekolah/Schools | | | | | |
|--------------------------|-----------------|-----------|----------------|-----------|--------------|-----------|
| | Negeri/Public | | Swasta/Private | | Jumlah/Total | |
| | 2021/2022 | 2022/2023 | 2021/2022 | 2022/2023 | 2021/2022 | 2022/2023 |
| (1) | (2) | (3) | (4) | (5) | (6) | (7) |
| Maesan | - | - | 2 | 3 | 2 | 3 |
| Grujugan | - | - | 4 | 5 | 4 | 5 |
| Tamanan | - | - | 1 | 1 | 1 | 1 |
| Jambesari Darus Sholah | - | - | 5 | 5 | 5 | 5 |
| Pujer | - | - | 4 | 4 | 4 | 4 |
| Tlogosari | - | - | 6 | 6 | 6 | 6 |
| Sukosari | - | - | 1 | 1 | 1 | 1 |
| Sumber Wringin | - | - | 2 | 3 | 2 | 3 |
| Tapen | - | - | 1 | 1 | 1 | 1 |
| Wonosari | - | - | 3 | 4 | 3 | 4 |
| Tenggarang | - | - | 6 | 6 | 6 | 6 |
| Bondowoso | 1 | 1 | 7 | 5 | 8 | 6 |
| Curahdami | - | - | 2 | 3 | 2 | 3 |
| Binakal | - | - | 1 | - | 1 | - |
| Pakem | - | - | 4 | 4 | 4 | 4 |
| Wringin | - | - | 6 | 6 | 6 | 6 |
| Tegalampel | - | - | 1 | 2 | 1 | 2 |
| Taman Krocok | - | - | - | - | - | - |
| Klabang | - | - | - | - | - | - |
| Ijen | - | - | - | - | - | - |
| Botolinggo | - | - | 3 | 3 | 3 | 3 |
| Prajejan | - | - | 1 | 1 | 1 | 1 |
| Cermee | - | - | 4 | 4 | 4 | 4 |
| Bondowoso | 1 | 1 | 64 | 67 | 65 | 68 |

Lanjutan Tabel/Continued Table 4.1.9

| Kecamatan Subdistrict | Guru ¹ /Teachers ¹ | | | | | | |
|--------------------------|--|-----------|----------------|------------|--------------|------------|-----|
| | Negeri/Public | | Swasta/Private | | Jumlah/Total | | |
| | 2021/2022 | 2022/2023 | 2021/2022 | 2022/2023 | 2021/2022 | 2022/2023 | |
| (1) | (8) | (9) | (10) | (11) | (12) | (13) | |
| Maesan | - | - | 26 | 34 | 26 | 34 | |
| Grujugan | - | - | 57 | 63 | 57 | 63 | |
| Tamanan | - | - | 11 | 10 | 11 | 10 | |
| Jambesari Darus Sholah | - | - | 73 | 65 | 73 | 65 | |
| Pujer | - | - | 66 | 51 | 66 | 51 | |
| Tlogosari | - | - | 53 | 57 | 53 | 57 | |
| Sukosari | - | - | 22 | 21 | 22 | 21 | |
| Sumber Wringin | - | - | 34 | 30 | 34 | 30 | |
| Tapen | - | - | 15 | 14 | 15 | 14 | |
| Wonosari | - | - | 46 | 61 | 46 | 61 | |
| Tenggarang | - | - | 70 | 60 | 70 | 60 | |
| Bondowoso | 80 | 80 | 2 | 101 | 62 | 181 | 144 |
| Curahdami | - | - | 32 | 27 | 32 | 27 | |
| Binakal | - | - | - | - | - | - | |
| Pakem | - | - | 41 | 36 | 41 | 36 | |
| Wringin | - | - | 86 | 80 | 86 | 80 | |
| Tegalampel | - | - | 4 | 25 | 4 | 25 | |
| Taman Krocok | - | - | - | - | - | - | |
| Klabang | - | - | - | - | - | - | |
| Ijen | - | - | - | - | - | - | |
| Botolinggo | - | - | 51 | 37 | 51 | 37 | |
| Prajejan | - | - | 11 | 6 | 11 | 6 | |
| Cermee | - | - | 77 | 70 | 77 | 70 | |
| Bondowoso | 80 | 82 | 876 | 809 | 956 | 891 | |

Lanjutan Tabel/*Continued Table* 4.1.9

| Kecamatan Subdistrict | Murid/Pupils | | | | | |
|--------------------------|---------------|--------------|----------------|--------------|--------------|--------------|
| | Negeri/Public | | Swasta/Private | | Jumlah/Total | |
| | 2021/2022 | 2022/2023 | 2021/2022 | 2022/2023 | 2021/2022 | 2022/2023 |
| (1) | (14) | (15) | (16) | (17) | (18) | (19) |
| Maesan | - | - | 148 | 159 | 148 | 1569 |
| Grujugan | - | - | 326 | 276 | 326 | 276 |
| Tamanan | - | - | 53 | 35 | 53 | 35 |
| Jambesari Darus Sholah | - | - | 299 | 250 | 299 | 250 |
| Pujer | - | - | 330 | 328 | 330 | 328 |
| Tlogosari | - | - | 504 | 545 | 504 | 545 |
| Sukosari | - | - | 107 | 105 | 107 | 105 |
| Sumber Wringin | - | - | 184 | 198 | 184 | 198 |
| Tapen | - | - | 99 | 81 | 99 | 81 |
| Wonosari | - | - | 313 | 307 | 313 | 307 |
| Tenggarang | - | - | 732 | 714 | 732 | 714 |
| Bondowoso | 1 164 | 1 090 | 553 | 390 | 1 717 | 1 480 |
| Curahdami | - | - | 288 | 246 | 288 | 246 |
| Binakal | - | - | - | - | - | - |
| Pakem | - | - | 197 | 224 | 197 | 224 |
| Wringin | - | - | 537 | 559 | 537 | 559 |
| Tegalampel | - | - | 39 | 302 | 39 | 302 |
| Taman Krocok | - | - | - | - | - | - |
| Klabang | - | - | - | - | - | - |
| Ijen | - | - | - | - | - | - |
| Botolinggo | - | - | 554 | 523 | 554 | 523 |
| Prajejan | - | - | 17 | 10 | 17 | 10 |
| Cermee | - | - | 643 | 666 | 643 | 666 |
| Bondowoso | 1 164 | 1 090 | 5 923 | 5 918 | 7 087 | 7 008 |

Sumber/*Source*: Kementerian Agama, EMIS Dashboard-Data Semester Ganjil/*Ministry of Religious Affairs, EMIS Dashboard-Odd Semester Data*

Tabel 4.1.10 Jumlah Desa¹/Kelurahan yang Memiliki Fasilitas Sekolah Menurut Kecamatan dan Tingkat Pendidikan di Kabupaten Bondowoso, 2019– 2021
Number of Villages¹ Having Educational Facilities by Subdistrict and Educational Level in Bondowoso Regency, 2019– 2021

| Kecamatan Subdistrict | SD Primary School | | |
|--------------------------|----------------------|------------|------------|
| | 2019 | 2020 | 2021 |
| (1) | (2) | (3) | (4) |
| Maesan | 12 | 12 | 12 |
| Grujugan | 11 | 11 | 11 |
| Tamanan | 9 | 9 | 9 |
| Jambesari Darus Sholah | 9 | 9 | 9 |
| Pujer | 11 | 11 | 11 |
| Tlogosari | 10 | 10 | 10 |
| Sukosari | 4 | 4 | 3 |
| Sumber Wringin | 6 | 6 | 6 |
| Tapen | 9 | 9 | 9 |
| Wonosari | 12 | 12 | 12 |
| Tenggarang | 12 | 12 | 12 |
| Bondowoso | 11 | 11 | 11 |
| Curahdami | 12 | 12 | 12 |
| Binakal | 8 | 8 | 8 |
| Pakem | 8 | 8 | 8 |
| Wringin | 13 | 13 | 13 |
| Tegalampel | 7 | 7 | 8 |
| Taman Krocok | 7 | 7 | 7 |
| Klabang | 9 | 9 | 9 |
| Ijen | 6 | 6 | 6 |
| Botolinggo | 8 | 8 | 8 |
| Prajejan | 7 | 7 | 7 |
| Cermee | 15 | 15 | 15 |
| Bondowoso | 217 | 217 | 216 |

Lanjutan Tabel/*Continued Table* 4.1.10

| Kecamatan <i>Subdistrict</i> | SMP <i>Junior High School</i> | | |
|---------------------------------|----------------------------------|------------|------------|
| | 2019 | 2020 | 2021 |
| (1) | (5) | (6) | (7) |
| Maesan | 7 | 7 | 7 |
| Grujugan | 5 | 5 | 5 |
| Tamanan | 8 | 8 | 8 |
| Jambesari Darus Sholah | 8 | 8 | 8 |
| Pujer | 8 | 8 | 8 |
| Tlogosari | 10 | 10 | 10 |
| Sukosari | 4 | 4 | 3 |
| Sumber Wringin | 5 | 5 | 5 |
| Tapen | 5 | 5 | 6 |
| Wonosari | 8 | 9 | 9 |
| Tenggarang | 8 | 8 | 8 |
| Bondowoso | 9 | 9 | 9 |
| Curahdami | 7 | 7 | 7 |
| Binakal | 2 | 2 | 2 |
| Pakem | 4 | 4 | 4 |
| Wringin | 5 | 5 | 5 |
| Tegalampel | 4 | 5 | 5 |
| Taman Krocok | 2 | 2 | 2 |
| Klabang | 4 | 3 | 3 |
| Ijen | 1 | 1 | 2 |
| Botolinggo | 6 | 6 | 6 |
| Prajejan | 4 | 3 | 3 |
| Cermee | 11 | 11 | 12 |
| Bondowoso | 135 | 135 | 137 |

Lanjutan Tabel/Continued Table 4.1.10

| Kecamatan Subdistrict | SMA Senior High School | | |
|--------------------------|---------------------------|-----------|-----------|
| | 2019 | 2020 | 2021 |
| (1) | (8) | (9) | (10) |
| Maesan | 3 | 3 | 3 |
| Grujugan | 5 | 5 | 5 |
| Tamanan | 3 | 2 | 2 |
| Jambesari Darus Sholah | 6 | 5 | 6 |
| Pujer | 5 | 6 | 5 |
| Tlogosari | 6 | 6 | 6 |
| Sukosari | 4 | 4 | 3 |
| Sumber Wringin | 4 | 4 | 3 |
| Tapen | 2 | 2 | 2 |
| Wonosari | 4 | 3 | 3 |
| Tenggarang | 7 | 7 | 7 |
| Bondowoso | 6 | 6 | 6 |
| Curahdami | 4 | 4 | 4 |
| Binakal | - | - | - |
| Pakem | 3 | 2 | 3 |
| Wringin | 3 | 3 | 3 |
| Tegalampel | - | 1 | 1 |
| Taman Krocok | - | - | - |
| Klabang | - | - | 1 |
| Ijen | - | - | - |
| Botolinggo | 2 | 3 | 3 |
| Prajejan | 2 | 2 | 2 |
| Cermee | 5 | 5 | 5 |
| Bondowoso | 74 | 73 | 73 |

Lanjutan Tabel/*Continued Table* 4.1.10

| Kecamatan <i>Subdistrict</i> | SMK <i>Vocational School</i> | | |
|---------------------------------|---------------------------------|-----------|-----------|
| | 2019 | 2020 | 2021 |
| (1) | (11) | (12) | (13) |
| Maesan | 2 | 2 | 2 |
| Grujugan | 3 | 3 | 3 |
| Tamanan | 4 | 4 | 4 |
| Jambesari Darus Sholah | 5 | 3 | 4 |
| Pujer | 2 | 2 | 2 |
| Tlogosari | 1 | 2 | 1 |
| Sukosari | 2 | 2 | 1 |
| Sumber Wringin | 2 | 2 | 2 |
| Tapen | 4 | 4 | 4 |
| Wonosari | 5 | 5 | 5 |
| Tenggarang | 3 | 3 | 3 |
| Bondowoso | 6 | 6 | 6 |
| Curahdami | 2 | 2 | 3 |
| Binakal | 1 | 1 | 1 |
| Pakem | 1 | 2 | 2 |
| Wringin | 3 | 3 | 3 |
| Tegalampel | 2 | 2 | 2 |
| Taman Krocok | - | - | - |
| Klabang | 1 | 2 | 1 |
| Ijen | 1 | 1 | 1 |
| Botolinggo | - | 1 | 2 |
| Prajejan | 2 | 2 | 1 |
| Cermee | 2 | 2 | 2 |
| Bondowoso | 54 | 56 | 55 |

Lanjutan Tabel/Continued Table 4.1.10

| Kecamatan Subdistrict | Perguruan Tinggi University | | |
|--------------------------|--------------------------------|----------|-----------|
| | 2019 | 2020 | 2021 |
| (1) | (14) | (15) | (16) |
| Maesan | - | - | - |
| Grujugan | 1 | 1 | 1 |
| Tamanan | - | - | - |
| Jambesari Darus Sholah | - | 1 | 1 |
| Pujer | - | - | - |
| Tlogosari | - | - | 1 |
| Sukosari | - | - | - |
| Sumber Wringin | - | - | - |
| Tapen | - | - | - |
| Wonosari | 1 | - | 1 |
| Tenggarang | 2 | 1 | 2 |
| Bondowoso | 4 | 4 | 4 |
| Curahdami | 1 | 1 | 1 |
| Binakal | - | - | - |
| Pakem | - | - | - |
| Wringin | - | - | - |
| Tegalampel | - | - | - |
| Taman Krocok | - | - | - |
| Klabang | - | - | - |
| Ijen | - | - | - |
| Botolinggo | - | - | - |
| Prajekan | - | - | - |
| Cermee | 1 | 1 | 1 |
| Bondowoso | 10 | 9 | 12 |

Catatan/Note: ¹ Desa pada tabel ini termasuk Unit Permukiman Transmigrasi (UPT) yang masih dibina oleh kementerian terkait dan nagari di Kabupaten/Kota Sumatera Barat/Villages in this table include Transmigration Settlement Unit which is still fostered by the relevant ministries and the nagari in the Province of Sumatera Barat

Sumber/Source: BPS, Pendataan Potensi Desa (Podes)/ BPS—Statistics Indonesia, Village Potential Data Collection

Tabel
Table 4.1.11**Angka Partisipasi Sekolah (APS), Angka Partisipasi Murni (APM) dan Angka Partisipasi Kasar (APK) Menurut Jenjang Pendidikan di Kabupaten Bondowoso, 2021 dan 2022****School Participation Rates, Net Participation Rates and Gross Participation Rates by Educational Level in Bondowoso Regency, 2021 and 2022**

| Jenjang Pendidikan Educational Level | Angka Partisipasi Sekolah (APS) Net Participation Rates | | Angka Partisipasi Murni (APM) Net Participation Rates | | Angka Partisipasi Kasar (APK) Gross Participation Rates | |
|---|--|-------|--|-------|--|--------|
| | 2021 | 2022 | 2021 | 2022 | 2021 | 2022 |
| (1) | (2) | (3) | (4) | (5) | (6) | (7) |
| SD/MI Primary School | 99,41 | 99,68 | 98,18 | 97,38 | 106,09 | 106,26 |
| SMP/MTs Lower Secondary School | 97,49 | 96,53 | 83,55 | 83,55 | 107,18 | 96,46 |
| SMA/SMK/MA Upper Secondary School | 71,24 | 68,60 | 49,87 | 49,87 | 70,38 | 69,94 |

Sumber/Source: BPS, Survei Sosial Ekonomi Nasional (Susenas)/BPS-Statistics Indonesia, National Socioeconomic Survey

Tabel
Table 4.1.12**Persentase Penduduk Berumur 15 Tahun ke Atas yang Melek Huruf Menurut Kelompok Umur di Kabupaten Bondowoso, 2021 dan 2022**
Percentage of Literate People Aged 15 Years and Over by Age Group in Bondowoso Regency, 2021 and 2022

| Kelompok Umur Age Group | 2021 | 2022 |
|----------------------------|--------|------|
| (1) | (2) | (3) |
| 15–19 | 100,00 | ... |
| 20–29 | 99,57 | ... |
| 30–39 | 98,37 | ... |
| 40–49 | 91,38 | ... |
| 50–59 | 70,44 | ... |
| 60–69 | 45,61 | ... |
| 70+ | 34,54 | ... |

Sumber/Source: BPS, Survei Sosial Ekonomi Nasional (Susenas)/BPS-Statistics Indonesia, National Socioeconomic Survey

Tabel
Table 4.1.13**Jumlah Mahasiswa, Kelulusan dan Dosen Universitas Bondowoso di Kabupaten Bondowoso, 2022**
Number Students, Graduate and Lecturer at Bondowoso University in Bondowoso Regency, 2022

| Fakultas-Jurusan | Mahasiswa | | Kelulusan | | Dosen | |
|------------------------------------|------------|------------|-----------|------------|-----------|-----------|
| | Baru | Lama | Diploma | Sarjana | Tetap | Tdk Tetap |
| (1) | (2) | (3) | (4) | (5) | (6) | (7) |
| Keperawatan | 84 | 205 | 94 | - | 13 | - |
| Agribisnis | 12 | 45 | - | 9 | 6 | 2 |
| Hukum | - | - | - | - | - | - |
| Ilmu Administrasi Negara | 24 | 46 | - | 15 | 9 | 2 |
| Ilmu Hukum | 21 | 128 | - | 36 | 9 | 3 |
| Kependidikan Islam | 15 | 39 | - | 34 | 7 | 1 |
| Pendidikan Matematika | 5 | 2 | - | 5 | 8 | 1 |
| Teknik Sipil | 10 | 41 | - | 6 | 6 | 1 |
| Bimbingan Dan Konseling | 4 | 2 | - | 5 | 7 | 3 |
| Hukum Keluarga (Ahwal Syakhshiyah) | 15 | 80 | - | 6 | 6 | 1 |
| Jumlah | 190 | 588 | 94 | 116 | 58 | 14 |

Sumber/Source: Universitas Bondowoso / Bondowoso University

Tabel 4.1.14 Jumlah Mahasiswa, Kelulusan dan Dosen Universitas Jember Kampus Bondowoso di Kabupaten Bondowoso, 2022
Number Students, Graduate and Lecturer at Jember University, Bondowoso Campus n Bondowoso Regency, 2022

| Fakultas-Jurusan | Mahasiswa | | Kelulusan | | | Dosen | |
|--|------------|--------------|-----------|------------|----------|------------|-----------|
| | Baru | Lama | Diploma | Sarjana | Magister | Tetap | Tdk Tetap |
| (1) | (2) | (3) | (4) | (5) | (6) | (7) | (8) |
| Fakultas Ekonomi dan Bisnis | | | | | | | |
| Akuntansi | 17 | 131 | - | 37 | - | 21 | 3 |
| Ekonomi Syariah | 40 | 213 | - | 21 | - | 17 | 8 |
| Fakultas Keguruan Dan Ilmu Pendidikan | | | | | | | |
| Pendidikan Matematika | 91 | 393 | - | 75 | - | 24 | 8 |
| Pendidikan Guru Sekolah Dasar | 23 | 25 | - | 36 | - | 26 | 6 |
| Fakultas Pertanian | | | | | | | |
| Agribisnis | 29 | 144 | - | 9 | - | 10 | 6 |
| Ilmu Pertanian-Perkebunan | 62 | 168 | - | 21 | - | 12 | 2 |
| Peternakan | 59 | 208 | - | 6 | - | 8 | 4 |
| FKM | | | | | | | |
| Gizi | 88 | 172 | - | 13 | - | 7 | 4 |
| Dosen Mata Kuliah Umum | | | | | | | |
| | - | - | - | - | - | 8 | 4 |
| Jumlah | 409 | 1 454 | - | 218 | - | 133 | 45 |

Sumber/Source: Universitas Jember Kampus Bondowoso / Jember University, Bondowoso Campus

Tabel 4.1.15 Jumlah Mahasiswa, Kelulusan dan Dosen di STAI At-Taqwa di Kabupaten Bondowoso, 2022
Number Students, Graduate and Lecturer at STAI At-Taqwa in Bondowoso Regency, 2022

| Fakultas-Jurusan | Mahasiswa Baru | Kelulusan | | Dosen | |
|--|----------------|-----------|--------------|-----------|-------------|
| | | Diploma | Sarjana | Tetap | Tidak Tetap |
| (1) | (2) | (3) | (4) | (5) | (6) |
| Tarbiyah | | | | | |
| Pendidikan Agama Islam (PAI) | 153 | - | 2 989 | 11 | - |
| Manajemen Pendidikan Islam (MPI) | 111 | - | 243 | 11 | - |
| Pendidikan Guru Madrasah Ibtidaiyah (PGMI) | 58 | - | 124 | 7 | - |
| Jumlah | 322 | - | 3 356 | 29 | - |

Sumber/Source: STAI At-Taqwa Bondowoso

4.2 KESEHATAN HEALTH

Tabel 4.2.1 Jumlah Desa¹/Kelurahan Yang Memiliki Sarana Kesehatan Menurut Kecamatan di Kabupaten Bondowoso, 2019–2021
Number of Villages¹ Having Health Facilities by Subdistrict in Bondowoso Regency, 2019–2021

| Kecamatan Subdistrict | Rumah Sakit Hospital | | |
|--------------------------|-------------------------|----------|----------|
| | 2019 | 2020 | 2021 |
| (1) | (2) | (3) | (4) |
| Maesan | - | - | - |
| Grujugan | - | - | - |
| Tamanan | - | - | - |
| Jambesari Darus Sholah | - | - | - |
| Pujer | - | - | - |
| Tlogosari | - | - | - |
| Sukosari | - | - | - |
| Sumber Wringin | - | - | - |
| Tapen | - | - | - |
| Wonosari | - | - | - |
| Tenggarang | - | - | - |
| Bondowoso | 3 | 3 | 3 |
| Curahdami | - | - | - |
| Binakal | - | - | - |
| Pakem | - | - | - |
| Wringin | - | - | - |
| Tegalampel | - | - | - |
| Taman Krocok | - | - | - |
| Klabang | - | - | - |
| Ijen | - | - | - |
| Botolinggo | - | - | - |
| Prajejan | - | - | - |
| Cermee | - | - | - |
| Bondowoso | 3 | 3 | 3 |

Lanjutan Tabel/*Continued Table* 4.2.1

| Kecamatan <i>Subdistrict</i> | Rumah Sakit Bersalin <i>Maternity Hospital</i> | | |
|---------------------------------|---|------|------|
| | 2019 | 2020 | 2021 |
| (1) | (5) | (6) | (7) |
| Maesan | - | - | - |
| Grujugan | - | - | - |
| Tamanan | - | - | - |
| Jambesari Darus Sholah | - | - | - |
| Pujer | - | - | - |
| Tlogosari | - | - | - |
| Sukosari | - | - | - |
| Sumber Wringin | - | - | - |
| Tapen | - | - | - |
| Wonosari | - | - | - |
| Tenggarang | - | - | - |
| Bondowoso | - | - | - |
| Curahdami | - | - | - |
| Binakal | - | - | - |
| Pakem | - | - | - |
| Wringin | - | - | - |
| Tegalampel | - | - | - |
| Taman Krocok | - | - | - |
| Klabang | - | - | - |
| Ijen | - | - | - |
| Botolinggo | - | - | - |
| Prajejan | - | - | - |
| Cermee | - | - | - |
| Bondowoso | - | - | - |

Lanjutan Tabel/Continued Table 4.2.1

| Kecamatan Subdistrict | Poliklinik Polyclinic | | |
|--------------------------|--------------------------|----------|----------|
| | 2019 | 2020 | 2021 |
| (1) | (8) | (9) | (10) |
| Maesan | - | - | - |
| Grujugan | - | - | - |
| Tamanan | - | - | - |
| Jambesari Darus Sholah | - | - | - |
| Pujer | 1 | - | - |
| Tlogosari | - | - | - |
| Sukosari | - | - | - |
| Sumber Wringin | - | - | - |
| Tapen | 1 | 1 | - |
| Wonosari | 1 | 1 | 1 |
| Tenggarang | - | - | - |
| Bondowoso | 3 | 3 | 2 |
| Curahdami | - | 1 | - |
| Binakal | - | - | - |
| Pakem | - | - | 1 |
| Wringin | - | - | - |
| Tegalampel | 1 | 1 | 1 |
| Taman Krocok | - | 1 | - |
| Klabang | - | - | - |
| Ijen | - | - | - |
| Botolinggo | - | - | - |
| Prajekan | - | - | - |
| Cermee | - | - | 1 |
| Bondowoso | 7 | 8 | 6 |

Lanjutan Tabel/*Continued Table* 4.2.1

| Kecamatan <i>Subdistrict</i> | Puskesmas <i>Public Health Center</i> | | |
|---------------------------------|--|-----------|-----------|
| | 2019 | 2020 | 2021 |
| (1) | (11) | (12) | (13) |
| Maesan | 1 | 1 | 1 |
| Grujugan | 1 | 1 | 1 |
| Tamanan | 1 | 1 | 1 |
| Jambesari Darus Sholah | 1 | 1 | 1 |
| Pujer | 1 | 1 | 1 |
| Tlogosari | 1 | 1 | 1 |
| Sukosari | 1 | 1 | 1 |
| Sumber Wringin | 1 | 1 | 1 |
| Tapen | 2 | 2 | 2 |
| Wonosari | 1 | - | - |
| Tenggarang | 1 | 1 | 1 |
| Bondowoso | 3 | 3 | 3 |
| Curahdami | 1 | 1 | 1 |
| Binakal | 1 | 1 | 1 |
| Pakem | 1 | 1 | 1 |
| Wringin | 1 | 1 | 1 |
| Tegalampel | 1 | 1 | 1 |
| Taman Krocok | - | 1 | 1 |
| Klabang | 1 | 1 | 1 |
| Ijen | 1 | 1 | 1 |
| Botolinggo | 1 | 1 | 1 |
| Prajekan | 1 | 1 | 1 |
| Cermee | 1 | 1 | 1 |
| Bondowoso | 25 | 25 | 25 |

Lanjutan Tabel/*Continued Table 4.2.1*

| Kecamatan Subdistrict | Puskesmas Pembantu Subsidiary of Public Health Center | | |
|--------------------------|--|-----------|-----------|
| | 2019 | 2020 | 2021 |
| (1) | (14) | (15) | (16) |
| Maesan | 3 | 3 | 3 |
| Grujugan | 4 | 4 | 5 |
| Tamanan | 2 | 2 | 2 |
| Jambesari Darus Sholah | 1 | 1 | 1 |
| Pujer | 3 | 3 | 3 |
| Tlogosari | 3 | 3 | 4 |
| Sukosari | 2 | 2 | 2 |
| Sumber Wringin | 2 | 2 | 2 |
| Tapen | 2 | 2 | 2 |
| Wonosari | 2 | 2 | 3 |
| Tenggarang | 3 | 3 | 3 |
| Bondowoso | 4 | 4 | 4 |
| Curahdami | 3 | 3 | 3 |
| Binakal | 2 | 2 | 2 |
| Pakem | 2 | 2 | 2 |
| Wringin | 2 | 2 | 3 |
| Tegalampel | 2 | 2 | 2 |
| Taman Krocok | 3 | 3 | 3 |
| Klabang | 2 | 2 | 2 |
| Ijen | 2 | 2 | 2 |
| Botolinggo | 5 | 5 | 5 |
| Prajekan | 2 | 2 | 2 |
| Cermee | 6 | 6 | 5 |
| Bondowoso | 62 | 62 | 65 |

Lanjutan Tabel/*Continued Table 4.2.1*

| Kecamatan <i>Subdistrict</i> | Apotek <i>Pharmacy</i> | | |
|---------------------------------|---------------------------|-----------|-----------|
| | 2019 | 2020 | 2021 |
| (1) | (17) | (18) | (19) |
| Maesan | 2 | 2 | 3 |
| Grujugan | - | - | - |
| Tamanan | 1 | 1 | 1 |
| Jambesari Darus Sholah | - | - | - |
| Pujer | 1 | 1 | 2 |
| Tlogosari | 1 | 1 | 1 |
| Sukosari | 1 | 1 | 1 |
| Sumber Wringin | - | - | - |
| Tapen | - | 1 | 1 |
| Wonosari | 1 | 1 | 1 |
| Tenggarang | 1 | 3 | 3 |
| Bondowoso | 8 | 8 | 8 |
| Curahdami | 1 | 1 | 1 |
| Binakal | - | - | - |
| Pakem | - | - | - |
| Wringin | 1 | 1 | 1 |
| Tegalampel | 1 | 1 | - |
| Taman Krocok | - | - | - |
| Klabang | - | - | - |
| Ijen | - | - | - |
| Botolinggo | - | - | - |
| Prajekan | 1 | 1 | 1 |
| Cermee | 1 | 1 | 1 |
| Bondowoso | 21 | 24 | 25 |

Catatan/*Note*: ¹ Desa pada tabel ini termasuk Unit Permukiman Transmigrasi (UPT) yang masih dibina oleh kementerian terkait dan nagari di Kabupaten/Kota Sumatera Barat/*Villages in this table include Transmigration Settlement Unit which is still fostered by the relevant ministries and the nagari in the Province of Sumatera Barat*

Sumber/*Source*: BPS, Pendataan Potensi Desa (Podes)/BPS-Statistics Indonesia, *Village Potential Data Collecting*

Tabel
Table 4.2.2**Jumlah Tenaga Kesehatan Menurut Kecamatan di
Kabupaten Bondowoso, 2022**
**Number of Medical Personnel by Subdistrict in Bondowoso
Regency, 2022**

| Kecamatan Subdistrict | Dokter | | | Perawat | | | Bidan | Bidan Desa | Dukun Bermitra |
|---------------------------|-----------|-----------|-----------|------------|----------|-----------|------------|---------------|-------------------|
| | Umum | Spesialis | Gigi | Umum | SPK | Gizi | | | |
| (1) | (2) | (3) | (4) | (5) | (6) | (7) | (8) | (9) | (10) |
| Maesan | 2 | - | 1 | 32 | - | 1 | 18 | 11 | 33 |
| Grujugan | 2 | - | 1 | 29 | - | 1 | 9 | 14 | - |
| Tamanan | 3 | - | 2 | 34 | - | 2 | 15 | 8 | 10 |
| Jambesari Darus Sholah | 3 | - | 2 | 27 | - | 2 | 15 | 9 | 23 |
| Pujer | 2 | - | 1 | 32 | - | 2 | 23 | 13 | 23 |
| Tlogosari | 1 | - | 2 | 25 | - | 1 | 15 | 10 | 35 |
| Sukosari | 1 | - | 2 | 22 | - | 2 | 8 | 7 | 7 |
| Sumber Wringin | 3 | - | 1 | 20 | - | 2 | 141 | 6 | 32 |
| Tapen | 1 | - | 2 | 27 | - | 2 | 11 | 9 | 8 |
| Wonosari | 2 | - | 1 | 31 | - | 2 | 9 | 22 | 12 |
| Tenggarang | 2 | - | 1 | 31 | - | 2 | 12 | 25 | 8 |
| Bondowoso | 8 | - | 6 | 57 | - | 7 | 35 | 10 | - |
| Curahdami | 3 | - | 1 | 28 | - | 2 | 8 | 14 | 15 |
| Binakal | 1 | - | 2 | 17 | - | 2 | 11 | 8 | - |
| Pakem | 2 | - | 1 | 22 | - | 2 | 11 | 9 | 15 |
| Wringin | 4 | - | 1 | 29 | - | 2 | 12 | 13 | 10 |
| Tegalampel | 3 | - | 1 | 30 | - | 3 | 14 | 8 | 14 |
| Taman Krocok | 2 | - | 1 | 24 | - | 2 | 12 | 8 | 12 |
| Klabang | 2 | - | 1 | 25 | - | 1 | 11 | 11 | 12 |
| Ijen | 1 | - | 2 | 18 | - | 2 | 10 | 6 | 9 |
| Botolinggo | 3 | - | 1 | 20 | - | 2 | 14 | 9 | 37 |
| Prajekan | 3 | - | 1 | 26 | - | 1 | 12 | 7 | 12 |
| Cermee | 3 | - | 1 | 33 | - | 1 | 14 | 16 | 33 |
| Diskeskab | - | - | - | - | - | - | - | - | - |
| Bondowoso | 57 | - | 35 | 639 | - | 46 | 313 | 253 | 360 |

Sumber/Source: Dinas Kesehatan Kabupaten Bondowoso/ Health Services of Bondowoso Regency

Tabel
Table 4.2.3**Jumlah Fasilitas Kesehatan Menurut Kecamatan di
Kabupaten Bondowoso, 2022**
*Number of Health Facilities by Subdistrict in Bondowoso
Regency, 2022*

| Kecamatan Subdistrict | Rumah Sakit Umum | Rumah Sakit Khusus | Rumah Bersalin | Puskesmas | Klinik/Balai Kesehatan |
|--------------------------|---------------------|-----------------------|-------------------|-----------|---------------------------|
| (1) | (2) | (3) | (4) | (5) | (6) |
| Maesan | - | - | - | 1 | - |
| Grujugan | - | - | - | 1 | - |
| Tamanan | - | - | - | 1 | - |
| Jambesari Darus Sholah | - | - | - | 1 | - |
| Pujer | - | - | - | 1 | - |
| Tlogosari | - | - | - | 1 | - |
| Sukosari | - | - | - | 1 | - |
| Sumber Wringin | - | - | - | 1 | - |
| Tapen | - | - | - | 1 | - |
| Wonosari | - | - | - | 1 | 1 |
| Tenggarang | - | - | - | 1 | - |
| Bondowoso | 3 | - | - | 3 | 7 |
| Curahdami | - | - | - | 1 | 1 |
| Binakal | - | - | - | 1 | - |
| Pakem | - | - | - | 1 | - |
| Wringin | - | - | - | 1 | - |
| Tegalampel | - | - | - | 1 | 1 |
| Taman Krocok | - | - | - | 1 | - |
| Klabang | - | - | - | 1 | - |
| Ijen | - | - | - | 1 | - |
| Botolinggo | - | - | - | 1 | - |
| Prajejan | - | - | - | 1 | - |
| Cermee | - | - | - | 1 | 1 |
| Bondowoso | 3 | - | - | 25 | 11 |

Lanjutan Tabel/*Continued Table 4.2.3*

| Kecamatan Subdistrict | Posyandu | Ponkesdes | Poskeskel |
|--------------------------|--------------|------------|-----------|
| (1) | (7) | (8) | (9) |
| Maesan | 71 | 9 | - |
| Grujugan | 52 | 7 | - |
| Tamanan | 47 | 7 | - |
| Jambesari Darus Sholah | 56 | 8 | - |
| Pujer | 54 | 8 | - |
| Tlogosari | 59 | 7 | - |
| Sukosari | 28 | 2 | - |
| Sumber Wringin | 54 | 4 | - |
| Tapen | 45 | 7 | - |
| Wonosari | 54 | 9 | - |
| Tenggarang | 59 | 8 | 1 |
| Bondowoso | 106 | 1 | 6 |
| Curahdami | 36 | 9 | - |
| Binakal | 28 | 6 | - |
| Pakem | 31 | 6 | - |
| Wringin | 46 | 11 | - |
| Tegalampel | 34 | 6 | - |
| Taman Krocok | 29 | 4 | - |
| Klabang | 27 | 9 | - |
| Ijen | 23 | 4 | - |
| Botolinggo | 34 | 3 | - |
| Prajejan | 41 | 5 | - |
| Cermee | 77 | 10 | - |
| Bondowoso | 1 091 | 150 | 7 |

Keterangan: Di Provinsi Jawa Timur tidak ada Polindes; yang ada Pondok Kesehatan Desa yang terdiri dari tenaga kesehatan Bidan dan Perawat sehingga melayani Poli Umum dan Poli KIA. Untuk Kelurahan juga ada Pondok Kesehatan Kelurahan (Ponkeskel)

Sumber/Source: Dinas Kesehatan Kabupaten Bondowoso/ *Health Services of Bondowoso Regency*

Tabel
Table 4.2.4

Kegiatan Rumah Sakit Daerah dr. H. Koesnadi Kabupaten Bondowoso, 2021-2022
Activity of Public Hospital dr H. Koesnadi Bondowoso Regency, 2021-2022

| Uraian Explanation | Satuan Unit | 2021 | 2022 |
|-------------------------------------|------------------------------|-------------|-------------|
| (1) | (2) | (3) | (4) |
| Rawat Inap | pasien | 10 450 | 13 682 |
| Rawat Jalan | pasien | 67 621 | 86 516 |
| Unit Gawat Darurat | pasien | 9 934 | 13 135 |
| Imunisasi | pasien | 86 | 1 600 |
| Kebidanan | Persalinan | 1 485 | 1 492 |
| Kesehatan Gigi dan Mulut | pasien | 1 164 | 3 194 |
| Kesehatan Jiwa | pasien | 2 743 | 10 146 |
| Farmasi | kertas resep | 161 441 | 322 038 |
| Transfusi Darah | pasien | 47 232 | 2 770 |
| Pengujian Kesehatan | pasien | 47 232 | 58 669 |
| Pembedahan | pasien | 2 270 | 2 755 |
| Kamar Jenasah | Mayat | 37 | 49 |
| Radiologi | pasien | 10 876 | 13 751 |

Sumber/Source: Rumah Sakit Umum dr. H. Koesnadi Bondowoso/ dr. Koesnadi Public Hospital of Bondowoso Regency

Tabel
Table 4.2.5**Jumlah Paramedis di RSUD dr. H. Koesnadi Kabupaten Bondowoso, 2021-2022**
Number of Paramedic at Public Hospital dr. H. Koesnadi Bondowoso Regency, 2021-2022

| Paramedis/ Paramedic | 2021 | 2022 |
|--|------|----------|
| (1) | (2) | (3) |
| Tenaga Medik Dasar | | |
| Dokter Umum | 22 | 14 |
| Dokter Gigi | - | 6 |
| Tenaga Medik Spesialis Dasar | | - |
| Dokter Spesialis Bedah | 3 | |
| Dokter Spesialis Penyakit Dalam | 3 | 4 |
| Dokter Spesialis Anak | 3 | 3 |
| Dokter Spesialis Obgyn | 4 | 2 |
| Tenaga Spesialis Penunjang Medik | | 4 |
| Dokter Spesialis Anestesiologi | 2 | |
| Dokter Spesialis Radiologi | 2 | 3 |
| Dokter Spesialis Rehabilitasi Medik | 1 | 1 |
| Dokter Spesialis Patologi Klinik | 1 | 1 |
| Dokter Spesialis Patologi Anatomi | 1 | 1 |
| Tenaga Medik Spesialis Lain | | |
| Dokter Spesialis Mata | 1 | 3 |
| Dokter Spesialis THT | 2 | 2 |
| Dokter Spesialis Syaraf | 2 | 3 |
| Dokter Spesialis Jantung & Pembuluh Darah | 1 | 1 |
| Dokter Spesialis Kulit dan Kelamin | 1 | 1 |
| Dokter Spesialis Jiwa | 1 | 1 |
| Dokter Spesialis Bedah Onkologi | 1 | 1 |
| Dokter Spesialis Paru | 1 | 1 |
| Dokter Spesialis Orthopaedi dan Traumatologi | 1 | 1 |

Lanjutan Tabel/*Continued Table* 4.2.5

| Paramedis/ Paramedic | 2021 | 2022 |
|---|------|------|
| (1) | (2) | (3) |
| Tenaga Medik Spesialis Gigi Mulut | | |
| Dokter Gigi Spesialis Bedah Mulut | 1 | 1 |
| Dokter Gigi Spesialis Bedah Konservasi/Endodonsi | 1 | 1 |
| Dokter Gigi Spesialis Orthodonti | - | - |
| Dokter Gigi Spesialis Pedodonti | 1 | 1 |
| Dokter Gigi Spesialis Kedokteran Gigi Anak | 1 | 1 |
| Tenaga Paramedis dan Tenaga Kesehatan Lain | | |
| Keperawatan : | | |
| SPK | - | - |
| D3 Perawat | 119 | 129 |
| D4 Perawat Pendidik | 1 | 2 |
| Ners | 154 | 165 |
| S1 Perawat | 2 | 1 |
| S2 Manajemen Kesehatan | 3 | 3 |
| SPRG | - | - |
| D3 Kebidanan | 33 | 41 |
| D4 Kebidanan | 11 | 15 |
| D4 Bidan Pendidik | - | - |
| S1 Bidan | 1 | 1 |
| Apoteker | 12 | 13 |
| S1 Farmasi | - | - |
| D3 Farmasi | 35 | 40 |
| D3 Analis Farmasi dan Makanan | - | - |
| SMF | - | - |
| Gizi : | | |
| D1 Sekolah Pendidikan Akademi Gizi | - | - |

Lanjutan Tabel/Continued Table 4.2.5

| Paramedis/ Paramedic | 2021 | 2022 |
|---|------|------|
| (1) | (2) | (3) |
| D1 Sekolah pendidikan Akademi Gizi | - | - |
| D3 Gizi | 2 | 2 |
| D4 Gizi | 2 | 2 |
| D4 Gizi Klinik | 2 | 2 |
| S1 Ilmu Gizi | 3 | 3 |
| S1 Kesehatan Masyarakat | 1 | 1 |
| S2 Manajemen Kesehatan | 1 | 1 |
| D3 Rekam Medik dan Informasi Kesehatan | 3 | 5 |
| D4 Rekam dan Informasi Kesehatan | 6 | 5 |
| D3 Kesehatan Lingkungan | 3 | 3 |
| D4 Kesehatan Lingkungan | 2 | 2 |
| S1 Kesehatan Lingkungan | 2 | 5 |
| S1 Kesehatan Masyarakat | - | - |
| S1 Teknik Lingkungan | 1 | 1 |
| SMF | - | - |
| D1 Manajemen Pemasaran Apoteker Farmasi | - | - |
| SMA | - | - |
| SMK | - | - |
| D3 Analisis Kesehatan | 13 | 13 |
| D3 Teknologi laboratorium Medik | 1 | 1 |
| D4 Analisis Kesehatan | 1 | 1 |
| S2 Manajemen Kesehatan | 1 | 1 |
| S1 Biologi | 1 | 1 |
| S1 Teknik Lingkungan | 1 | 1 |
| D3 Radiologi (Radiografer) | 10 | 11 |
| D3 Teknik Radiodiagnostik dan Radioterapi | 2 | 2 |

Lanjutan Tabel/*Continued Table 4.2.5*

| Paramedis/ Paramedic | 2020 | 2021 |
|--|-------------|------------|
| (1) | (2) | (3) |
| D4 Radiologi | - | 1 |
| D3 Fisioterapi | 3 | 3 |
| D3 Terapis Wicara | 1 | 1 |
| D4 Fisioterapi | 1 | 4 |
| Orthotik Prosthetik | 1 | 1 |
| Tenaga Kesehatan Lain | - | - |
| D3 Refraksionis | 1 | 1 |
| D3 Teknik Elektromedik | 2 | 2 |
| D4 Teknik Elektromedik | 1 | 1 |
| S2 Psikologi (Psikologi Klinis) | 1 | 1 |
| S1 Teknik Fisika | 1 | 1 |
| D3 Perawat Gigi | 2 | 2 |
| Penata Anestesi | 2 | 2 |
| Asisten Penata Anestesi | 2 | 2 |
| Sarjana Kesehatan Masyarakat | 8 | 5 |
| Tenaga Non Medis & lainnya (admin & struktural, non medis) | 341 | 412 |
| Jumlah / Total | 7850 | 964 |

Sumber/*Source*: Rumah Sakit Umum dr. H. Koesnadi Bondowoso/ *dr. Kusunadi Public Hospital of Bondowoso Regency*

Tabel
Table 4.2.6

Jumlah Kamar dan Tempat Tidur Menurut Kelas dan Tarip Rawat Inap Menurut Jenis Pelayanan di RSUD dr. H. Koesnadi Kabupaten Bondowoso, 2022
Number of Room and Bed according Class and Rate Of Expense Of Take Care of With Lodged according to Type Of Service At Public Hospital dr. H. Koesnadi Bondowoso, 2022

| Jenis Kamar / Ruang | Jumlah Kamar | Jumlah Tempat Tidur | Tarif Rawat Inap (Rp) |
|---------------------|--------------|---------------------|-----------------------|
| (1) | (2) | (3) | (5) |
| Utama 1 | 5 | 3 | 390 000 |
| Utama 2 | 8 | 4 | 325 000 |
| Utama 3 | 18 | 16 | 260 000 |
| Kelas I | 19 | 29 | 190 000 |
| Kelas II | 19 | 39 | 140 000 |
| Kelas III | 9 | 85 | 100 000 |
| ICU | 1 | 3 | 250 000 |
| Perinatologi | 1 | 28 | 200 000 |

Sumber/Source: Rumah Sakit Umum dr. H. Koesnadi Bondowoso/ dr. Koesnadi Public Hospital of Bondowoso Regency

Tabel
Table 4.2.7**Kegiatan Rumah Sakit Bhayangkara Kabupaten
Bondowoso, 2022**
**Activity of Public Hospital Bhayangkara Bondowoso
Regency, 2022**

| Uraian <i>Explanation</i> | Satuan <i>Unit</i> | 2021 | 2022 |
|------------------------------|-----------------------|---------|---------|
| (1) | (2) | (3) | (4) |
| Rawat Inap | pasien | 6 892 | 8 381 |
| Rawat Jalan | pasien | 70 584 | 86 514 |
| Unit Gawat Darurat | pasien | 6 728 | 9 306 |
| Imunisasi | pasien | 1 291 | 1 313 |
| Kebidanan | persalinan | 1 147 | 1 174 |
| Kesehatan Gigi dan Mulut | pasien | 7 | 11 |
| Kesehatan Jiwa | pasien | - | - |
| Farmasi | kertas resep | 172 290 | 187 055 |
| Transfusi Darah | pasien | 765 | 976 |
| Pengujian Kesehatan | pasien | - | - |
| Pembedahan | pasien | 1 961 | 2 618 |
| Kamar Jenasah | mayat | - | - |
| Radiologi | pasien | 8 678 | 11 670 |

Sumber/Source: Rumah Sakit Bhayangkara Bondowoso / *Bhayangkara Public Hospital of Bondowoso Regency*

Tabel 4.2.8 Jumlah Paramedis di RS Bhayangkara Kabupaten Bondowoso, 2021 - 2022
Number of Paramedic at Public Hospital Bhayangkara Bondowoso Regency, 2021 - 2022

| Paramedis/ Paramedic | 2021 | 2022 |
|--|------|------|
| (1) | (2) | (3) |
| Dokter Umum/Doctor | 8 | 11 |
| Dokter Spesialis/ Doctor's Specialist | | |
| Anak | 2 | 2 |
| Bedah | 2 | 2 |
| Penyakit Dalam | 2 | 2 |
| Kandungan | 2 | 2 |
| Saraf | 1 | 1 |
| Kelamin & Kulit | 2 | 2 |
| THT | 1 | 1 |
| Radiologi | 1 | 1 |
| Mata | 1 | 1 |
| Jantung dan Pembuluh Darah | 1 | 1 |
| Bedah Onkologi | 1 | 1 |
| Paru | 1 | 1 |
| Orthopaedi dan Traumatologi | 1 | 1 |
| Jiwa | - | 1 |
| Anestesiologi | 2 | 2 |
| Rehabilitasi Medik | 1 | 1 |
| Patologi Klinik | - | - |
| Patologi Anatomi | - | - |
| Dokter Gigi | - | 1 |
| Dokter Gigi spesialis : | | |
| Bedah Mulut | - | - |
| Orthodonti | - | - |

Lanjutan Tabel/*Continued Table 4.2.8*

| Paramedis/ Paramedic | Jumlah / Total SDM 2021 | Jumlah / Total SDM 2022 |
|---|----------------------------|----------------------------|
| (1) | (2) | (3) |
| Paramedis/Paramedics | | |
| D III Keperawatan/Academy of Health Care | 83 | 91 |
| S1 Keperawatan | 23 | 19 |
| Bidan/Midwife | 24 | 26 |
| SPK/Health Care School | - | - |
| Penunjang Medis | | |
| Apoteker/ Pharmacy | 3 | 3 |
| Ahli Madya Rontgent/ Rontgen Technical Worker | 2 | 2 |
| Ahli Madya Fisioterapi | 4 | 5 |
| Ahli Madya Terapis Wicara | - | - |
| Ahli Madya Analis Kesehatan | 6 | 6 |
| Asisten Apoteker/Pharmacist Assistant | 13 | 13 |
| Ahli Madya Anastesi | - | - |
| Ahli Madya Elektro Medik | - | - |
| Tenaga Kesehatan Masyarakat | 2 | 1 |
| Gizi/Nutrient Specialist | 2 | 2 |
| Psikolog | - | - |

Sumber/*Source*: Rumah Sakit Bhayangkara Bondowoso/ *Bhayangkara Public Hospital of Bondowoso Regency*

Tabel
Table 4.2.9**Jumlah Kamar dan Tempat Tidur Menurut Kelas dan Tarif Rawat Inap di RS Bhayangkara Kabupaten Bondowoso, 2022****Number of Room and Bed According Class and Rate Of Expense Of Take Care Of With Lodged at Public Hospital Bhayangkara Bondowoso, 2022**

| Jenis kamar / ruang | Jumlah Kamar | Jumlah Tempat Tidur | Tarif Rawat Inap (Rp.) |
|--------------------------|--------------|---------------------|------------------------|
| (1) | (2) | (3) | (4) |
| Utama 1 | - | - | - |
| Utama 2 | - | - | - |
| Utama 3 | - | - | - |
| Kelas I | 9 | 9 | 150 000 |
| Kelas II | 4 | 8 | 140 000 |
| Kelas III | 11 | 35 | 80 000 |
| ICU | 1 | 8 | 300 000 |
| PICU/NICU | 1 | 4 | 300 000 |
| Khemoterapi | 1 | 4 | 270 000 |
| Ruang Tahanan | 1 | 2 | 80 000 |
| Perinatologi (Inkubator) | 2 | 2 | 110 000 |
| Ruang Obs. Anak | 1 | 2 | 11 000 |
| Perinatologi Kelas VIP | 3 | 3 | 270 000 |
| Perinatologi Kelas I | 5 | 5 | 160 000 |
| Perinatologi Kelas II | 2 | 2 | 140 000 |
| Perinatologi Kelas III | 9 | 9 | 80 000 |
| VIP | 20 | 20 | 270 000 |
| VVIP | - | - | - |

Sumber/Source: Rumah Sakit Bhayangkara Bondowoso/ Bhayangkara Public Hospital of Bondowoso Regency

Tabel
Table 4.2.10**Hasil Imunisasi Menurut Jenis Imunisasi di Kabupaten Bondowoso, 2022**
Results Immunisation according to the type Immunizations in Bondowoso Regency, 2022

| Jenis imunisasi <i>Type of immunizations</i> | Sasaran <i>Object</i> | Realisasi | Persen <i>Percent</i> |
|---|--------------------------|-----------|--------------------------|
| (1) | (2) | (3) | (4) |
| I, Bayi | | | |
| BCG | 9 043 | 9 839 | 108,80 |
| DPT I | 9 043 | 10 109 | 111,79 |
| DPT II | 9 043 | 10 563 | 116,81 |
| DPT III | 9 043 | 10 684 | 118,15 |
| Polio I | 9 043 | 10 044 | 111,07 |
| Polio II | 9 043 | 10 167 | 112,43 |
| Polio III | 9 043 | 9 641 | 106,61 |
| Polio IV | 9 043 | 10 572 | 106,91 |
| Campak | 9 043 | 9 876 | 109,11 |
| II, TT WUS | | | |
| Dosis | 183 599 | 98 529 | 53,67 |
| III, Imunisasi Anak Sekolah | | | |
| DT Kelas I | 10 343 | 9 828 | 95,02 |
| TT Kelas II | 10 315 | 9 805 | 95,06 |
| TT Kelas III | 10 088 | 10 295 | 102,05 |

Sumber/Source: Dinas Kesehatan Kabupaten Bondowoso/ Health Services of Bondowoso Regency

Tabel
Table 4.2.11**Banyaknya Bayi yang Diimunisasi Menurut Kecamatan dan Jenis Imunisasi Kabupaten Bondowoso, 2022**
Number of Infants Immunized According to the District and Type Immunization in Bondowoso Regency, 2022

| <i>Kecamatan Subdistrict</i> | DPT 1 | BCG | POLIO | Campak |
|----------------------------------|---------------|---------------|---------------|--------------|
| (1) | (2) | (3) | (4) | (5) |
| Maesan | 667 | 620 | 627 | 624 |
| Grujugan | 501 | 497 | 504 | 484 |
| Tamanan | 534 | 519 | 529 | 504 |
| Jambesari Darus Sholah | 541 | 486 | 497 | 462 |
| Pujer | 497 | 501 | 488 | 480 |
| Tlogosari | 581 | 601 | 597 | 580 |
| Sukosari | 152 | 159 | 159 | 181 |
| Sumber Wringin | 434 | 424 | 418 | 486 |
| Tapen | 452 | 457 | 455 | 459 |
| Wonosari | 536 | 537 | 544 | 513 |
| Tenggarang | 588 | 592 | 597 | 552 |
| Bondowoso | 899 | 888 | 882 | 945 |
| Curahdami | 450 | 468 | 468 | 487 |
| Binakal | 205 | 211 | 214 | 220 |
| Pakem | 317 | 317 | 317 | 297 |
| Wringin | 499 | 518 | 513 | 447 |
| Tegalampel | 344 | 333 | 335 | 301 |
| Taman Krocok | 203 | 199 | 205 | 188 |
| Klabang | 238 | 216 | 219 | 213 |
| Ijen | 160 | 150 | 148 | 158 |
| Botolinggo | 368 | 398 | 393 | 372 |
| Prajekan | 357 | 329 | 330 | 362 |
| Cermee | 588 | 592 | 595 | 565 |
| Bondowoso | 10 111 | 10 012 | 10 034 | 9 880 |

Sumber/Source: Dinas Kesehatan Kabupaten Bondowoso/ Health Services of Bondowoso Regency

Tabel
Table 4.2.12**Jumlah Puskesmas dan Pengunjung Menurut Kecamatan di Kabupaten Bondowoso, 2022**
Number of Health Centers and Visitors in the Subdistrict Bondowoso Regency, 2022

| Kecamatan Subdistrict | Jumlah /Total | |
|--------------------------|----------------------------|-----------------------|
| | Puskesmas Health center | Pengunjung Visitor |
| (1) | (2) | (3) |
| Maesan | 1 | 24 335 |
| Grujugan | 1 | 50 156 |
| Tamanan | 1 | 23 424 |
| Jambesari Darus Sholah | 1 | 29 876 |
| Pujer | 1 | 2 134 |
| Tlogosari | 1 | 15 555 |
| Sukosari | 1 | 11 820 |
| Sumber Wringin | 1 | 10 735 |
| Tapen | 1 | 19 587 |
| Wonosari | 1 | 78 038 |
| Tenggarang | 1 | 33 821 |
| Bondowoso | 3 | 47 585 |
| Curahdami | 1 | 14 700 |
| Binakal | 1 | 11 079 |
| Pakem | 1 | 1 584 |
| Wringin | 1 | 16 667 |
| Tegalampel | 1 | 9 809 |
| Taman Krocok | 1 | 11 489 |
| Klabang | 1 | 13 556 |
| Ijen | 1 | 11 462 |
| Botolinggo | 1 | 32 628 |
| Prajekan | 1 | 12 906 |
| Cermee | 1 | 38 822 |
| Bondowoso | 25 | 521 768 |

Sumber/Source: Dinas Kesehatan Kabupaten Bondowoso/ Health Services of Bondowoso Regency

Tabel
Table 4.2.13**Banyaknya Kunjungan Ibu dan Anak di Puskesmas Menurut Kecamatan di Kabupaten Bondowoso, 2022**
Increasing Numbers of Mothers and Children in Health Centers in Subdistricts Bondowoso Regency, 2022

| Kecamatan Subdistrict | Ibu Hamil | Ibu Menyusui | Bayi | Anak Balita | Jumlah |
|--------------------------|---------------|----------------|----------------|----------------|----------------|
| (1) | (2) | (3) | (4) | (5) | (6) |
| Maesan | 4 089 | 10 327 | 8 287 | 26 769 | 49 472 |
| Grujugan | 2 237 | 5 672 | 5 033 | 18 733 | 32 675 |
| Tamanan | 3 741 | 8 833 | 5 966 | 22 313 | 40 853 |
| Jambesari Darus Sholah | 4 746 | 4 702 | 5 671 | 20 349 | 35 468 |
| Pujer | 4 424 | 8 242 | 7 335 | 23 463 | 43 464 |
| Tlogosari | 1 305 | 1 753 | 2 709 | 11 520 | 17 287 |
| Sukosari | 951 | 2 545 | 2 274 | 6 665 | 12 435 |
| Sumber Wringin | 2 831 | 3 919 | 5 531 | 19 515 | 31 796 |
| Tapen | 2 756 | 8 837 | 6 105 | 17 747 | 35 445 |
| Wonosari | 5 316 | 6 855 | 8 260 | 22 918 | 43 349 |
| Tenggarang | 2 245 | 3 918 | 5 568 | 22 043 | 33 774 |
| Bondowoso | 5 132 | 10 736 | 11 076 | 37 457 | 64 401 |
| Curahdami | 3 000 | 4 802 | 5 441 | 13 431 | 26 674 |
| Binakal | 1 300 | 2 518 | 2 148 | 7 286 | 13 252 |
| Pakem | 1 343 | 2 453 | 2 474 | 9 501 | 15 771 |
| Wringin | 3 654 | 9 440 | 7 571 | 20 323 | 40 988 |
| Tegalampel | 1 527 | 2 251 | 3 335 | 10 614 | 17 727 |
| Taman Krocok | 1 317 | 2 619 | 2 525 | 7 982 | 14 443 |
| Klabang | 1 626 | 4 430 | 3 980 | 9 283 | 19 319 |
| Ijen | 1 214 | 2 487 | 2 102 | 7 297 | 13 100 |
| Botolinggo | 2 196 | 2 841 | 4 651 | 13 754 | 23 442 |
| Prajejan | 2 494 | 2 592 | 4 227 | 10 649 | 19 962 |
| Cermee | 3 016 | 4 045 | 5 849 | 23 311 | 36 221 |
| Bondowoso | 63 460 | 116 817 | 118 118 | 382 923 | 681 318 |

Sumber/Source: Dinas Kesehatan Kabupaten Bondowoso/ Health Services of Bondowoso Regency

Tabel
Table 4.2.14**Jumlah Pasien Menurut Jenis Penyakit di Kabupaten Bondowoso, 2022**
Number of Patient by Type of Diseases in Bondowoso Regency, 2022

| Jenis Penyakit/ Diseases | Jumlah Penderita/ Number of Patient |
|-----------------------------|--|
| (1) | (2) |
| Hipertensi Esensial | 18 237 |
| Gastritis | 13 680 |
| Gastroenteritis | 10 249 |
| Arthritis Reumatoid | 4 324 |
| Influenza | 15 787 |
| Demam Tifoid | 6 612 |
| Dermatitis Kontak Alergi | 7 837 |
| Tension Headache | 3 524 |
| Diabetes Mellitus Tipe 2 | 3 651 |
| Tuberkulosis (TB) Paru | 5 021 |
| Migren | 3 283 |
| Arthritis, osteoarthritis | 3 843 |
| Faringitis Akut | 2 042 |
| Asma Bronkial | 3 319 |
| Konjuktivitis Alergi | 2 863 |

Sumber/Source: Dinas Kesehatan Kabupaten Bondowoso/ Health Services of Bondowoso Regency

Tabel 4.2.15 Jumlah Pasangan Usia Subur dan Peserta KB Aktif Menurut Alat Kontrasepsi di Kabupaten Bondowoso, 2022
Number of Eligible Couples and Family Planning Participants by type of Contraception in Bondowoso Regency, 2022

| Kecamatan Subdistrict | Jumlah PUS Eligible Couples | Peserta KB Aktif Family Planning Participants | | | |
|--------------------------|-----------------------------------|--|--------------|------------|------------------|
| | | IUD | MOW | MOP | Kondom Condom |
| (1) | (2) | (3) | (4) | (5) | (6) |
| Maesan | 5 287 | 300 | 124 | 35 | 8 |
| Grujugan | 97 | 209 | 95 | 22 | 7 |
| Tamanan | 64 | 160 | 149 | 21 | 16 |
| Jambesari Darus Sholah | 14 | 65 | 111 | 6 | 9 |
| Pujer | 9 | 40 | 41 | 3 | 3 |
| Tlogosari | 3 835 | 43 | 74 | 9 | 7 |
| Sukosari | 91 | 39 | 46 | 25 | 10 |
| Sumber Wringin | 54 | 59 | 69 | 17 | 3 |
| Tapen | 11 | 267 | 134 | 76 | 11 |
| Wonosari | 6 | 155 | 112 | 12 | 15 |
| Tenggarang | 5 992 | 219 | 199 | 71 | 59 |
| Bondowoso | 128 | 715 | 531 | 65 | 165 |
| Curahdami | 115 | 167 | 85 | 20 | 18 |
| Binakal | 13 | 22 | 41 | 7 | 2 |
| Pakem | 15 | 104 | 78 | 17 | 1 |
| Wringin | 5 082 | 142 | 95 | 8 | 13 |
| Tegalampel | 54 | 88 | 121 | 8 | 21 |
| Taman Krocok | 64 | 35 | 32 | 15 | 0 |
| Klabang | 3 | 218 | 114 | 13 | 13 |
| Ijen | 6 | 48 | 29 | 4 | 2 |
| Botolinggo | 4 778 | 135 | 49 | 34 | 7 |
| Prajejan | 23 | 128 | 82 | 14 | 17 |
| Cermee | 34 | 118 | 38 | 10 | 10 |
| Bondowoso | 5 | 3 476 | 2 449 | 512 | 417 |

Lanjutan Tabel/Continued Table 4.2.15

| Kecamatan Subdistrict | Peserta KB Aktif Family Planning Participants | | | | |
|--------------------------|--|-----------------------|----------------|-----------|-----------------|
| | Implan Implants | Suntikan Injection | Tablet Pill | MAL | Jumlah Total |
| | (1) | (3) | (4) | (5) | (6) |
| Maesan | 288 | 4 506 | 1 333 | - | 6 919 |
| Grujugan | 3 191 | 3 459 | 730 | - | 5 397 |
| Tamanan | 718 | 3 299 | 1 515 | 1 | 5 428 |
| Jambesari Darus Sholah | - | 3 677 | 863 | 3 | 5 210 |
| Pujer | 4 197 | 4 048 | 988 | - | 5 486 |
| Tlogosari | 476 | 4 922 | 1 174 | 3 | 6 627 |
| Sukosari | 2 197 | 1 641 | 312 | - | 2 241 |
| Sumber Wringin | 375 | 3 642 | 947 | 1 | 5 033 |
| Tapen | - | 2 592 | 725 | - | 4 091 |
| Wonosari | 3 048 | 3 709 | 1 091 | 1 | 5 668 |
| Tenggarang | 196 | 3 335 | 981 | 5 | 5 748 |
| Bondowoso | 3 428 | 3 110 | 1 307 | - | 6 470 |
| Curahdami | 1 231 | 3 102 | 1 165 | - | 4 957 |
| Binakal | 1 | 1 667 | 588 | 1 | 2 685 |
| Pakem | 4 856 | 2 826 | 553 | - | 4 053 |
| Wringin | 399 | 4 377 | 873 | 2 | 6 183 |
| Tegalampel | 3 079 | 2 144 | 575 | 1 | 3 403 |
| Taman Krocok | 622 | 2 009 | 232 | 1 | 2 685 |
| Klabang | - | 1 394 | 407 | - | 2 399 |
| Ijen | 4 100 | 1 355 | 179 | - | 1 725 |
| Botolinggo | 296 | 2 467 | 728 | 3 | 3 884 |
| Prajejan | 3 047 | 2 113 | 573 | 1 | 3 119 |
| Cermee | 475 | 5 003 | 868 | - | 6 494 |
| Bondowoso | - | 70 397 | 18 707 | 23 | 105 905 |

Sumber/Source: Dinas Sosial, Pemberdayaan Perempuan, Perlindungan Anak dan Keluarga Berencana/ Social Services, Women's Empowerment, Child Protection and Family Planning

Tabel 4.2.16 Banyaknya Persediaan Darah dan Darah yang Tersalurkan Menurut Golongan Darah di Kabupaten Bondowoso, 2022
Table *Number of Blood Stocks and Transfused by Blood Type in Bondowoso Regency, 2022*

| Jenis darah <i>Kinds of Blood</i> | Persediaan Darah <i>Blood Stocks</i> | Darah yang Tersalurkan <i>Blood Transfused</i> |
|--------------------------------------|---|---|
| (1) | (2) | (3) |
| Golongan Darah A | 1 543 | 2 129 |
| Golongan Darah B | 2 531 | 3 201 |
| Golongan Darah AB | 623 | 574 |
| Golongan Darah O | 2 982 | 2 969 |
| Bondowoso | 7 679 | 8 873 |

Sumber/Source: PMI Cabang Bondowoso / Indonesian Red Cross of Bondowoso Regency

Tabel
Table 4.2.17**Jumlah Pendonor, Darah Yang Diperoleh dan Permintaan Darah Perbulan di Kabupaten Bondowoso, 2022**
Number of Donors , Blood Obtained and Blood Requests Monthly in Bondowoso Regency, 2022

| Bulan Month | Pedonor (orang) | Darah Didapat (Bag) | Permintaan Darah (Bag) |
|------------------------------|------------------------|----------------------------|-------------------------------|
| (1) | (2) | (3) | (4) |
| Januari/January | 717 | 625 | 354 |
| Februari/February | 489 | 384 | 317 |
| Maret/March | 647 | 545 | 347 |
| April/April | 639 | 562 | 314 |
| Mei/May | 569 | 510 | 411 |
| Juni/June | 1 018 | 878 | 398 |
| Juli/July | 569 | 464 | 354 |
| Agustus/August | 693 | 582 | 338 |
| September/September | 702 | 567 | 353 |
| Oktober/October | 691 | 567 | 373 |
| November/November | 756 | 624 | 370 |
| Desember/December | 815 | 644 | 448 |
| Bondowoso | 8 305 | 6 952 | 4 377 |

Sumber/Source: PMI Cabang Bondowoso / Indonesian Red Cross of Bondowoso Regency

Tabel 4.2.18 Jumlah Darah yang Diperoleh Menurut Golongan Darah per Bulan di Kabupaten Bondowoso, 2022
Number of Blood Obtained by Blood Type Monthly in Bondowoso Regency, 2022

| Bulan Month | Golongan Darah (dalam Bag) | | | | Jumlah |
|---------------------|----------------------------|--------------|--------------|------------|--------------|
| | A | B | O | AB | |
| (1) | (2) | (3) | (4) | (5) | (6) |
| Januari/January | 115 | 179 | 290 | 41 | 625 |
| Februari/February | 98 | 144 | 159 | 41 | 442 |
| Maret/March | 111 | 203 | 239 | 49 | 602 |
| April/April | 127 | 224 | 224 | 42 | 617 |
| Mei/May | 94 | 202 | 192 | 65 | 553 |
| Juni/June | 182 | 328 | 386 | 71 | 967 |
| Juli/July | 107 | 166 | 201 | 44 | 518 |
| Agustus/August | 128 | 195 | 270 | 59 | 652 |
| September/September | 134 | 220 | 232 | 50 | 636 |
| Oktober/October | 144 | 202 | 256 | 49 | 651 |
| November/November | 159 | 221 | 273 | 53 | 700 |
| Desember/December | 150 | 247 | 260 | 59 | 716 |
| Bondowoso | 1 549 | 2 531 | 2 982 | 623 | 7 679 |

Sumber/Source: PMI Cabang Bondowoso / Indonesian Red Cross of Bondowoso Regency

4.3 AGAMA DAN SOSIAL LAINNYA RELIGION AND OTHER SOCIAL AFFAIRS

Tabel 4.3.1 Jumlah Penduduk Menurut Kecamatan dan Agama yang Dianut di Kabupaten Bondowoso, 2022
Population by Subdistrict and Religion in Bondowoso Regency, 2022

| Kecamatan Subdistrict | Islam | Protestan Protestant | Katolik Catholic | Hindu | Budha Buddha | Lainnya Others |
|--------------------------|----------------|-------------------------|---------------------|------------|-----------------|-------------------|
| (1) | (2) | (3) | (4) | (5) | (6) | (7) |
| Maesan | 49 489 | 125 | 49 | - | 9 | - |
| Grujugan | 38 383 | 36 | 6 | 5 | 6 | 1 |
| Tamanan | 39 576 | 67 | 23 | 1 | 5 | 1 |
| Jambesari Darus Sholah | 37 037 | 13 | - | 3 | - | - |
| Pujer | 41 219 | 117 | 16 | - | 11 | - |
| Tlogosari | 47 643 | 55 | 48 | 2 | 5 | - |
| Sukosari | 15 786 | 38 | 12 | - | 6 | - |
| Sumber Wringin | 35 683 | 89 | 10 | 4 | 1 | 2 |
| Tapen | 34 484 | 118 | 6 | 5 | 6 | - |
| Wonosari | 41 198 | 109 | 30 | 1 | 4 | 1 |
| Tenggarang | 43 747 | 155 | 56 | 15 | 8 | - |
| Bondowoso | 74 624 | 2 064 | 965 | 117 | 209 | 1 |
| Curahdami | 34 757 | 149 | 70 | 61 | 1 | - |
| Binakal | 17 655 | - | 1 | - | - | - |
| Pakem | 24 567 | 7 | 2 | 1 | - | - |
| Wringin | 41 498 | 7 | 2 | - | - | - |
| Tegalampel | 26 702 | 105 | 50 | 3 | 6 | - |
| Taman Krocok | 17 183 | 1 | 1 | 1 | - | - |
| Klabang | 19 094 | 74 | 15 | 5 | 12 | - |
| Ijen | 12 442 | 10 | 1 | - | - | - |
| Botolinggo | 30 659 | 70 | 9 | 2 | - | - |
| Prajejan | 26 049 | 138 | 22 | 6 | 10 | - |
| Cermee | 47 465 | 70 | 15 | 5 | 27 | - |
| Bondowoso | 796 940 | 3 617 | 1 409 | 237 | 326 | 6 |

Keterangan: Data Pelayanan

Sumber/Source: Dinas Kependudukan dan Pencatatan Sipil Kabupaten Bondowoso/Population and Civil Registration Agency of Bondowoso Regency

Tabel 4.3.2 Jumlah Tempat Peribadatan Menurut Kecamatan di Kabupaten Bondowoso, 2022
Number of Places of Worship by Subdistrict and Religion in Bondowoso Regency, 2022

| Kecamatan Subdistrict | Masjid Mosque | Mushola Pray Room | Gereja Protestan Protestant Church | Gereja Katholik Catholic Church | Pura Temple | Vihara |
|--------------------------|------------------|-------------------------|---|--|----------------|----------|
| (1) | (2) | (3) | (4) | (5) | (6) | (7) |
| Maesan | 85 | 171 | - | - | - | - |
| Grujugan | 56 | 446 | - | - | - | - |
| Tamanan | 47 | 219 | - | - | - | - |
| Jambesari Darus Sholah | 40 | 329 | - | - | - | - |
| Pujer | 56 | 315 | - | - | - | - |
| Tlogosari | 81 | 308 | - | - | - | - |
| Sukosari | 35 | 81 | - | - | - | - |
| Sumber Wringin | 64 | 348 | - | - | - | - |
| Tapen | 45 | 168 | - | - | - | - |
| Wonosari | 54 | 461 | - | - | - | - |
| Tenggarang | 48 | 185 | - | - | - | - |
| Bondowoso | 52 | 59 | 6 | 1 | - | - |
| Curahdami | 43 | 345 | - | 1 | 1 | 1 |
| Binakal | 27 | 290 | - | - | - | - |
| Pakem | 48 | 181 | - | - | - | - |
| Wringin | 57 | 256 | - | - | - | - |
| Tegalampel | 34 | 242 | - | - | - | - |
| Taman Krocok | 27 | 87 | - | - | - | - |
| Klabang | 29 | 225 | - | - | - | - |
| Ijen | 20 | 44 | - | - | - | - |
| Botolinggo | 74 | 485 | - | - | - | - |
| Prajeakan | 36 | 58 | - | - | - | - |
| Cermee | 95 | 331 | - | - | - | - |
| Bondowoso | 1 153 | 5 634 | 6 | 2 | 1 | 1 |

Sumber/Source: Kementerian Agama Kabupaten Bondowoso/Ministry of Religious Affairs of Bondowoso Regency

Tabel
Table 4.3.3**Jumlah Desa¹/Kelurahan yang Mengalami Bencana Alam²
Menurut Kecamatan di Kabupaten Bondowoso, 2019-
2021**
**Number of Villages¹ that Had Natural Disaster² by
Subdistrict in Bondowoso Regency, 2019-2021**

| Kecamatan Subdistrict | Banjir/Flood | | |
|--------------------------|--------------|----------|----------|
| | 2019 | 2020 | 2021 |
| (1) | (2) | (3) | (4) |
| Maesan | - | - | - |
| Grujugan | - | - | 1 |
| Tamanan | - | - | - |
| Jambesari Darus Sholah | - | - | - |
| Pujer | 1 | 1 | 2 |
| Tlogosari | - | - | - |
| Sukosari | - | - | - |
| Sumber Wringin | - | - | - |
| Tapen | - | 1 | - |
| Wonosari | - | - | - |
| Tenggarang | - | - | - |
| Bondowoso | - | 1 | - |
| Curahdami | - | - | - |
| Binakal | - | - | 1 |
| Pakem | - | 1 | - |
| Wringin | - | - | - |
| Tegalampel | - | - | - |
| Taman Krocok | 1 | 1 | - |
| Klabang | 4 | 2 | 2 |
| Ijen | 1 | - | 1 |
| Botolinggo | - | 1 | 1 |
| Prajekan | - | - | - |
| Cermee | - | - | - |
| Bondowoso | 7 | 8 | 8 |

Lanjutan Tabel/*Continued Table 4.3.3*

| Kecamatan Subdistrict | Gempa Bumi/ <i>Earthquake</i> | | |
|--------------------------|-------------------------------|----------|----------|
| | 2019 | 2020 | 2021 |
| (1) | (5) | (6) | (7) |
| Maesan | - | - | - |
| Grujugan | - | - | - |
| Tamanan | - | - | - |
| Jambesari Darus Sholah | - | - | - |
| Pujer | - | - | - |
| Tlogosari | - | - | - |
| Sukosari | - | - | - |
| Sumber Wringin | - | - | - |
| Tapen | 1 | - | - |
| Wonosari | 5 | 1 | - |
| Tenggarang | - | - | - |
| Bondowoso | - | - | - |
| Curahdami | - | - | - |
| Binakal | - | - | - |
| Pakem | 2 | - | - |
| Wringin | 1 | - | - |
| Tegalampel | - | - | - |
| Taman Krocok | - | - | - |
| Klabang | - | - | - |
| Ijen | 1 | - | - |
| Botolinggo | - | - | - |
| Prajejan | - | - | - |
| Cermee | - | - | - |
| Bondowoso | 10 | 1 | - |

Lanjutan Tabel/*Continued Table 4.3.3*

| Kecamatan <i>Subdistrict</i> | Tanah Longsor/ <i>Landslide</i> | | |
|---------------------------------|---------------------------------|----------|----------|
| | 2019 | 2020 | 2021 |
| (1) | (8) | (9) | (10) |
| Maesan | - | - | - |
| Grujugan | - | - | - |
| Tamanan | - | - | - |
| Jambesari Darus Sholah | 1 | - | - |
| Pujer | - | - | - |
| Tlogosari | - | - | - |
| Sukosari | - | - | - |
| Sumber Wringin | 1 | 1 | - |
| Tapen | - | - | - |
| Wonosari | 1 | - | - |
| Tenggarang | - | - | - |
| Bondowoso | 2 | 1 | - |
| Curahdami | - | - | - |
| Binakal | - | - | 2 |
| Pakem | - | - | - |
| Wringin | - | - | - |
| Tegalampel | - | - | - |
| Taman Krocok | 1 | - | - |
| Klabang | 1 | 1 | 2 |
| Ijen | 2 | - | 1 |
| Botolinggo | - | - | - |
| Prajekan | - | - | - |
| Cermee | - | - | - |
| Bondowoso | 9 | 3 | 5 |

Catatan/*Note*: ¹ Desa pada tabel ini termasuk Unit Permukiman Transmigrasi (UPT) yang masih dibina oleh kementerian terkait dan nagari di Kabupaten/Kota Sumatera Barat/*Villages in this table are included in Transmigration Settlement Unit which is still fostered by the relevant ministries and the nagari in the Province of Sumatera Barat*

² Terjadi dalam tiga tahun terakhir sampai dengan saat pencacahan/*Occured during the last three years by the time of enumeration*

Sumber/*Source*: BPS, Pendataan Potensi Desa (Podes)/*BPS-Statistics Indonesia, Village Potential Data Collecting*

Tabel 4.3.4 Jumlah Nikah dan Rujuk di Kabupaten Bondowoso, 2022
Table Number of Marriages and Reconciliation in Bondowoso Regency, 2022

| Kecamatan Subdistrict | Nikah Marriages | Rujuk Reconciliation |
|--------------------------|--------------------|-------------------------|
| (1) | (2) | (3) |
| Maesan | 444 | - |
| Grujugan | 315 | - |
| Tamanan | 295 | - |
| Jambesari Darus Sholah | 263 | - |
| Pujer | 294 | - |
| Tlogosari | 409 | - |
| Sukosari | 106 | - |
| Sumber Wringin | 300 | - |
| Tapen | 227 | - |
| Wonosari | 320 | - |
| Tenggarang | 372 | - |
| Bondowoso | 580 | - |
| Curahdami | 290 | - |
| Binakal | 137 | - |
| Pakem | 210 | - |
| Wringin | 304 | - |
| Tegalampel | 218 | - |
| Taman Krocok | 133 | - |
| Klabang | 144 | - |
| Ijen | 88 | - |
| Botolinggo | 217 | - |
| Prajekan | 199 | - |
| Cermee | 481 | - |
| Bondowoso | 6 346 | - |

Sumber/Source: Kementerian Agama Kabupaten Bondowoso/Ministry of Religious Affairs of Bondowoso Regency

Tabel
Table 4.3.5**Faktor Penyebab Perceraian Menurut Bulan di Kabupaten Bondowoso, 2021**
Divorce Factors by Month of Bondowoso Regency, 2021

| Bulan Month | Faktor - faktor Penyebab/Divorce Factors | | | | |
|---------------------|--|----------|----------|----------|----------------------------|
| | Zina | Mabuk | Madat | Judi | Meninggalkan Satu Pihak |
| (1) | (2) | (3) | (4) | (5) | (6) |
| Januari/January | - | - | - | - | 7 |
| Februari/February | - | - | - | - | 3 |
| Maret/March | - | - | - | 1 | 8 |
| April/April | - | - | - | - | 5 |
| Mei/May | - | - | - | - | 4 |
| Juni/June | - | - | - | - | 8 |
| Juli/July | - | - | - | - | 7 |
| Agustus/August | 1 | - | - | - | 7 |
| September/September | - | - | - | - | 1 |
| Oktober/October | - | - | - | - | 16 |
| November/November | - | - | - | - | 11 |
| Desember/December | - | - | - | - | 10 |
| Bondowoso | 1 | - | - | 1 | 87 |

Lanjutan Tabel/Continued Table 4.3.5

| Bulan Month | Faktor - faktor Penyebab/Divorce Factors | | | | |
|---------------------|--|----------|-----------------------|-------------|-------------------------------|
| | Dihukum Penjara | Poligami | Kekerasan dalam RT | Cacat Badan | Perselisihan terus menerus |
| (1) | (7) | (8) | (9) | (10) | (11) |
| Januari/January | - | - | 1 | - | 52 |
| Februari/February | - | - | - | - | 62 |
| Maret/March | - | - | - | - | 84 |
| April/April | - | - | - | - | 58 |
| Mei/May | - | - | - | - | 47 |
| Juni/June | - | - | - | - | 71 |
| Juli/July | - | - | - | - | 92 |
| Agustus/August | - | - | - | - | 81 |
| September/September | - | - | - | - | 60 |
| Oktober/October | - | - | - | - | 77 |
| November/November | - | - | - | - | 64 |
| Desember/December | - | - | - | - | 74 |
| Bondowoso | - | - | 1 | - | 822 |

Lanjutan Tabel/*Continued Table* 4.3.5

| Bulan Month | Faktor - faktor Penyebab/ <i>Divorce Factors</i> | | | | |
|-----------------------------|--|--------|------------|-----------|--------------|
| | Kawin Paksa | Murtad | Ekonomi | Lain Lain | Jumlah |
| (1) | (12) | (13) | (14) | (15) | (16) |
| Januari/ <i>January</i> | - | - | 72 | - | 132 |
| Februari/ <i>February</i> | - | - | 63 | - | 128 |
| Maret/ <i>March</i> | - | - | 60 | - | 153 |
| April/ <i>April</i> | - | - | 58 | - | 121 |
| Mei/ <i>May</i> | - | - | 35 | - | 86 |
| Juni/ <i>June</i> | - | - | 61 | - | 140 |
| Juli/ <i>July</i> | - | - | 98 | - | 197 |
| Agustus/ <i>August</i> | - | - | 73 | - | 162 |
| September/ <i>September</i> | - | - | 49 | - | 110 |
| Oktober/ <i>October</i> | - | - | 80 | - | 173 |
| November/ <i>November</i> | - | - | 67 | - | 142 |
| Desember/ <i>December</i> | - | - | 58 | - | 142 |
| Bondowoso | - | - | 774 | - | 1 686 |

Sumber/*Source*: Pengadilan Agama Kab. Bondowoso / *Court of Religion in Bondowoso Regency*

Tabel 4.3.6 Jumlah Perkara yang Diputus Pengadilan Agama Menurut Bulan di Kabupaten Bondowoso, 2022
Table Number of Cases Sentenced in Court of Religion by Month Bondowoso Regency, 2022

| Bulan Month | Sisa Bulan Lalu Remaining Years Ago | Perkara yang Diterima Received Case | Jumlah Total | Dicabut Withdrawn | Izin Poligami Permission for Polygamy | Pencegahan Perkawinan |
|---------------------|--|---|-----------------|----------------------|---|--------------------------|
| (1) | (2) | (3) | (4) | (5) | (6) | (7) |
| Januari/January | 169 | 281 | 450 | 19 | 1 | - |
| Februari/February | 198 | 173 | 371 | 18 | - | - |
| Maret/March | 150 | 224 | 374 | 19 | - | - |
| April/April | 141 | 137 | 278 | 17 | - | - |
| Mei/May | 100 | 262 | 362 | 12 | - | - |
| Juni/June | 225 | 368 | 593 | 20 | - | - |
| Juli/July | 213 | 319 | 532 | 21 | - | - |
| Agustus/August | 272 | 253 | 525 | 18 | - | - |
| September/September | 189 | 224 | 413 | 25 | - | - |
| Oktober/October | 172 | 378 | 550 | 20 | - | - |
| November/November | 299 | 258 | 557 | 26 | - | - |
| Desember/December | 150 | 237 | 387 | 29 | 1 | - |
| Bondowoso | 2 278 | 3 114 | 5 392 | 244 | 2 | - |

Lanjutan Tabel/*Continued Table* 4.3.6

| Bulan <i>Month</i> | Cerai Talak | Cerai Gugat | Harta Bersama | Penguasaan Anak | Nafkah oleh Ibu | Hak-hak Bekas Istri | Pengesahan Anak |
|-----------------------------|----------------|----------------|------------------|--------------------|-----------------------|---------------------------|--------------------|
| (1) | (8) | (9) | (10) | (11) | (12) | (13) | (14) |
| Januari/ <i>January</i> | 40 | 98 | - | - | - | - | - |
| Februari/ <i>February</i> | 44 | 99 | - | - | - | - | - |
| Maret/ <i>March</i> | 29 | 100 | - | - | - | - | - |
| April/ <i>April</i> | 33 | 79 | - | - | - | - | - |
| Mei/ <i>May</i> | 23 | 57 | 1 | - | - | - | - |
| Juni/ <i>June</i> | 45 | 173 | - | - | - | - | - |
| Juli/ <i>July</i> | 41 | 109 | 1 | - | - | - | - |
| Agustus/ <i>August</i> | 30 | 105 | - | 1 | - | - | - |
| September/ <i>September</i> | 41 | 112 | - | - | - | - | - |
| Oktober/ <i>October</i> | 40 | 113 | - | - | - | - | - |
| November/ <i>November</i> | 36 | 123 | - | - | - | - | 1 |
| Desember/ <i>December</i> | 47 | 104 | - | - | - | - | - |
| Bondowoso | 449 | 1 272 | 2 | 1 | - | - | 1 |

Lanjutan Tabel/*Continued Table 4.3.6*

| Bulan <i>Month</i> | Pencabutan Kekuasaan Orang Tua | Perwalian | Pencabutan Kekuasaan Wali | Penunjukan Orang Lain | Ganti Rugi Terhadap Wali | Ganti Rugi Terhadap Wali |
|-----------------------------|--------------------------------------|-----------|---------------------------------|--------------------------|--------------------------------|-----------------------------------|
| (1) | (15) | (16) | (17) | (18) | (19) | (20) |
| Januari/ <i>January</i> | - | 1 | - | - | - | 1 |
| Februari/ <i>February</i> | - | 3 | - | - | - | - |
| Maret/ <i>March</i> | - | - | - | - | - | - |
| April/ <i>April</i> | - | 2 | - | - | - | 2 |
| Mei/ <i>May</i> | - | - | - | - | - | - |
| Juni/ <i>June</i> | - | 2 | - | - | - | 3 |
| Juli/ <i>July</i> | - | 1 | - | - | - | - |
| Agustus/ <i>August</i> | - | 5 | - | - | - | - |
| September/ <i>September</i> | - | 1 | - | - | - | - |
| Oktober/ <i>October</i> | - | 1 | - | - | - | 1 |
| November/ <i>November</i> | - | 4 | - | - | - | 1 |
| Desember/ <i>December</i> | - | 2 | - | - | - | 1 |
| Bondowoso | - | 22 | - | - | - | 9 |

Lanjutan Tabel/*Continued Table* 4.3.6

| Bulan <i>Month</i> | Isbat Nikah | Ijin Kawin | Dispensasi Kawin | Wali Adhol | Kewarisan | Wasiat | Hibah | P3HP/ Penetapan Ahli Waris |
|-----------------------------|----------------|---------------|---------------------|---------------|-----------|----------|----------|----------------------------------|
| (1) | (21) | (22) | (23) | (24) | (25) | (26) | (27) | (28) |
| Januari/ <i>January</i> | 11 | - | 72 | - | 1 | - | 1 | 1 |
| Februari/ <i>February</i> | 3 | - | 42 | 1 | - | - | - | 3 |
| Maret/ <i>March</i> | 13 | - | 57 | - | - | - | - | 4 |
| April/ <i>April</i> | 9 | - | 30 | - | - | - | - | 4 |
| Mei/ <i>May</i> | 3 | - | 37 | - | - | - | - | - |
| Juni/ <i>June</i> | 12 | - | 118 | 1 | - | - | - | - |
| Juli/ <i>July</i> | 14 | - | 67 | - | - | - | - | 2 |
| Agustus/ <i>August</i> | 106 | - | 48 | 1 | - | - | - | 1 |
| September/ <i>September</i> | 12 | - | 41 | 1 | 1 | - | - | 2 |
| Oktober/ <i>October</i> | 9 | - | 65 | - | - | - | - | 1 |
| November/ <i>November</i> | 110 | - | 80 | - | - | 1 | - | 2 |
| Desember/ <i>December</i> | 17 | - | 59 | - | - | - | - | - |
| Bondowoso | 319 | - | 716 | 4 | 2 | 1 | 1 | 20 |

Lanjutan Tabel/Continued Table 4.3.6

| Bulan Month | Lain- lain | Ditolak | Tidak diterima | Gugur | Dicoret Dari Register | Jumlah | Sisa Akhir Bulan | Perkara yang Sudah di Minutasi |
|---------------------|---------------|-----------|-------------------|-----------|-----------------------------|--------------|------------------------|---|
| (1) | (29) | (30) | (31) | (32) | (33) | (34) | (35) | (36) |
| Januari/January | 1 | - | 1 | 1 | 3 | 233 | 198 | 252 |
| Februari/February | 2 | 2 | 2 | - | 2 | 203 | 150 | 221 |
| Maret/March | - | 1 | 1 | 4 | 5 | 214 | 141 | 233 |
| April/April | - | 1 | - | 1 | - | 161 | 100 | 178 |
| Mei/May | - | - | 1 | 1 | 2 | 125 | 225 | 137 |
| Juni/June | 2 | 1 | - | 2 | 1 | 360 | 213 | 380 |
| Juli/July | - | 2 | 1 | - | 1 | 239 | 272 | 260 |
| Agustus/August | - | 12 | 1 | 3 | 5 | 318 | 189 | 336 |
| September/September | - | 2 | 3 | - | - | 216 | 172 | 241 |
| Oktober/October | - | - | - | 1 | - | 231 | 299 | 251 |
| November/November | 1 | 6 | - | 15 | 1 | 381 | 150 | 407 |
| Desember/December | - | 4 | 1 | 4 | - | 240 | 118 | 269 |
| Bondowoso | 6 | 31 | 11 | 32 | 20 | 2 921 | 2 227 | 3 165 |

Sumber/Source: Pengadilan Agama Kab. Bondowoso / Court of Religion in Bondowoso Regency

Tabel
Table 4.3.7**Jumlah Jemaah Haji Menurut Kecamatan dan Jenis Kelamin Kabupaten Bondowoso, 2022**
Number of Hajj Pilgrims by Sub Districts and Sex Bondowoso Regency, 2022

| Kecamatan Subdistrict | Laki-laki Male | Perempuan Female | Jumlah Total |
|--------------------------|-------------------|---------------------|-----------------|
| (1) | (2) | (3) | (4) |
| Maesan | 6 | 6 | 12 |
| Grujugan | 10 | 4 | 14 |
| Tamanan | 6 | 5 | 11 |
| Jambesari Darus Sholah | 5 | 5 | 10 |
| Pujer | 8 | 6 | 14 |
| Tlogosari | 5 | 2 | 7 |
| Sukosari | - | 1 | 1 |
| Sumber Wringin | 4 | 4 | 8 |
| Tapen | 7 | 6 | 13 |
| Wonosari | 15 | 14 | 29 |
| Tenggarang | 4 | 3 | 7 |
| Bondowoso | 21 | 27 | 48 |
| Curahdami | 3 | 1 | 4 |
| Binakal | - | 2 | 2 |
| Pakem | 5 | 3 | 8 |
| Wringin | 12 | 12 | 24 |
| Tegalampel | 7 | 3 | 10 |
| Taman Krocok | 4 | 3 | 7 |
| Klabang | 6 | 3 | 9 |
| Ijen | 3 | 3 | 6 |
| Botolinggo | 12 | 8 | 20 |
| Prajekan | 9 | 9 | 18 |
| Cermee | 16 | 16 | 32 |
| Bondowoso | 168 | 146 | 314 |

Keterangan/Notes: Jemaah yang sudah melunasi ONH. Tidak ada pemberangkatan Haji karena Pandemi Covid-19

Sumber/Source: Kementerian Agama Kabupaten Bondowoso/Ministry of Religious Affairs of Bondowoso Regency

Tabel 4.3.8 Jumlah Pondok Pesantren dan Santri Kabupaten Bondowoso, 2022
Number of Islamic School and Islamic Special Purpose Student of Bondowoso Regency, 2022

| Kecamatan Subdistrict | Ponpes Islamic School | Santri Student | Guru Teacher |
|--------------------------|--------------------------|-------------------|-----------------|
| (1) | (2) | (3) | (4) |
| Maesan | 5 | 1 191 | 92 |
| Grujugan | 9 | 1 692 | 190 |
| Tamanan | 4 | 600 | 161 |
| Jambesari Darus Sholah | 11 | 2 979 | 134 |
| Pujer | 8 | 1 097 | 132 |
| Tlogosari | 10 | 847 | 123 |
| Sukosari | 7 | 473 | 30 |
| Sumber Wringin | 3 | 204 | 51 |
| Tapen | 5 | 479 | 38 |
| Wonosari | 11 | 1 834 | 123 |
| Tenggarang | 10 | 2 024 | 131 |
| Bondowoso | 11 | 1 563 | 112 |
| Curahdami | 9 | 1 148 | 127 |
| Binakal | 1 | 104 | 21 |
| Pakem | 3 | 182 | 41 |
| Wringin | 15 | 1 675 | 147 |
| Tegalampel | 3 | 99 | 18 |
| Taman Krocok | 1 | 23 | 3 |
| Klabang | 1 | 18 | 6 |
| Ijen | 7 | 1 308 | 134 |
| Botolinggo | - | - | - |
| Prajekan | 3 | 190 | 25 |
| Cermee | 5 | 2 025 | 173 |
| Bondowoso | 142 | 21 755 | 2 012 |

Sumber/Source: Kementerian Agama Kabupaten Bondowoso/Ministry of Religious Affairs of Bondowoso Regency

Tabel
Table 4.3.9**Banyaknya Ulama, Mubaligh dan Khotib Kabupaten Bondowoso, 2022**
Number of Ulama, Mubaligh and Khotib Bondowoso Regency, 2022

| Kecamatan Subdistrict | Ulama | Mubaligh | Khotib |
|--------------------------|------------|------------|--------------|
| (1) | (2) | (3) | (4) |
| Maesan | 9 | 22 | 349 |
| Grujugan | 8 | 16 | 273 |
| Tamanan | 5 | 14 | 284 |
| Jambesari Darus Sholah | 3 | 7 | 146 |
| Pujer | 5 | 10 | 265 |
| Tlogosari | 10 | 18 | 320 |
| Sukosari | 3 | 7 | 184 |
| Sumber Wringin | 7 | 14 | 260 |
| Tapen | 4 | 9 | 211 |
| Wonosari | 8 | 13 | 238 |
| Tenggarang | 6 | 12 | 237 |
| Bondowoso | 14 | 11 | 284 |
| Curahdami | 6 | 11 | 189 |
| Binakal | 4 | 9 | 158 |
| Pakem | 5 | 10 | 223 |
| Wringin | 16 | 13 | 223 |
| Tegalampel | 5 | 9 | 154 |
| Taman Krocok | 3 | 4 | 87 |
| Klabang | 5 | 9 | 260 |
| Ijen | 4 | 6 | 168 |
| Botolinggo | 2 | 5 | 91 |
| Prajekan | 7 | 14 | 257 |
| Cermee | 9 | 16 | 337 |
| Bondowoso | 148 | 259 | 5 198 |

Sumber/Source: Kementerian Agama Kabupaten Bondowoso/Ministry of Religious Affairs of Bondowoso Regency

Tabel
Table 4.3.10

Akta Perkawinan dan Perceraian Non Islam Menurut Bulan dan Kewarganegaraan di Kabupaten Bondowoso, 2022

Marriage Official Document and Non Moslem Marriage and Divorce Document by Month in Bondowoso Regency, 2022

| Bulan Month | Akte Perkawinan Marriage Official Document | | | Jumlah Total |
|---------------------|---|---|------------------------|-----------------|
| | Indonesia Non Muslim Non Muslim Indonesian | WNI Keturunan Indonesian Foreign Descent | WNA Foreign Citizen | |
| (1) | (2) | (3) | (4) | (5) |
| Januari/January | 2 | - | - | 2 |
| Februari/February | 1 | - | - | 1 |
| Maret/March | 6 | - | - | 6 |
| April/April | 0 | - | - | 0 |
| Mei/May | 3 | - | - | 3 |
| Juni/June | 1 | - | - | 1 |
| Juli/July | 3 | - | - | 3 |
| Agustus/August | 1 | - | - | 1 |
| September/September | 2 | - | - | 2 |
| Oktober/October | 1 | - | - | 1 |
| November/November | 2 | - | - | 2 |
| Desember/December | 4 | - | - | 4 |
| Bondowoso | 26 | - | - | 26 |

Lanjutan Tabel/*Continued Table* 4.3.10

| Bulan Month | Akte Perceraian Divorce official Document | | | Jumlah Total |
|---------------------|---|--|---------------------------|-----------------|
| | Indonesia Non Muslim Non Muslim Indonesian | WNI Keturunan Indonesian Foreign Descent | WNA Foreign Citizen | |
| (1) | (2) | (3) | (4) | (5) |
| Januari/January | - | - | - | - |
| Februari/February | - | - | - | - |
| Maret/March | - | - | - | - |
| April/April | - | - | - | - |
| Mei/May | - | - | - | - |
| Juni/June | - | - | - | - |
| Juli/July | - | - | - | - |
| Agustus/August | - | - | - | - |
| September/September | - | - | - | - |
| Oktober/October | - | - | - | - |
| November/November | - | - | - | - |
| Desember/December | - | - | - | - |
| Bondowoso | - | - | - | - |

Sumber/*Source*: Dinas Kependudukan dan Pencatatan Sipil Kab. Bondowoso/*Population and Civil Registration Service of Bondowoso Regency*

Tabel
Table 4.3.11**Jumlah Akta yang Dikeluarkan Menurut Bulan dan Jenisnya di Kabupaten Bondowoso, 2022**
Number of Deed Excluded Document by Month and Kind in Bondowoso Regency, 2022

| Bulan Month | Akta yang dikeluarkan/ Official Document Issued | | |
|-------------------------|--|------------------------|-------------------|
| | Kelahiran Born | Perkawinan Marriage | Kematian Death |
| (1) | (2) | (3) | (4) |
| Januari/January | 1 272 | 2 | 72 |
| Februari/February | 576 | 1 | 52 |
| Maret/March | 1 460 | 6 | 88 |
| April/April | 872 | 0 | 154 |
| Mei/May | 790 | 3 | 124 |
| Juni/June | 1 277 | 1 | 172 |
| Juli/July | 1 260 | 3 | 181 |
| Agustus/August | 1 357 | 1 | 170 |
| September/ September | 1 166 | 2 | 126 |
| Oktober/October | 1 186 | 1 | 130 |
| November/ November | 1 221 | 2 | 760 |
| Desember/December | 1 191 | 4 | - |
| Bondowoso | 13 628 | 26 | 2 029 |

Sumber/Source: Dinas Kependudukan dan Pencatatan Sipil Kab. Bondowoso/Population and Civil Registration Service of Bondowoso Regency

4.4 KEMISKINAN POVERTY

Tabel 4.4.1 **Garis Kemiskinan, Jumlah, dan Persentase Penduduk Miskin di Kabupaten Bondowoso, 2014–2022**
Table 4.4.1 **Poverty Line, Number, and Percentage of Poor People in Bondowoso Regency, 2014–2022**

| Tahun Year | Garis Kemiskinan (rupiah/kapita/bulan) Poverty Line (rupiah/capita/month) | Jumlah Penduduk Miskin Number of Poor People | Persentase Penduduk Miskin Percentage of Poor People |
|---------------|--|--|---|
| (1) | (2) | (3) | (4) |
| 2014 | 299 819 | 111 880 | 14,76 |
| 2015 | 313 734 | 113 720 | 14,96 |
| 2016 | 331 975 | 114 630 | 15,00 |
| 2017 | 343 124 | 111 660 | 14,54 |
| 2018 | 363 443 | 110 980 | 14,39 |
| 2019 | 380 350 | 103 330 | 13,33 |
| 2020 | 408 352 | 110 240 | 14,17 |
| 2021 | 423 150 | 115 175 | 14,73 |
| 2022 | 449 760 | 105 690 | 13,47 |

Sumber/Source: BPS, Survei Sosial Ekonomi Nasional Maret/BPS-Statistics Indonesia, March National Socioeconomic Survey

Tabel 4.4.2 **Indeks Kedalaman Kemiskinan dan Indeks Keparahan Kemiskinan di Kabupaten Bondowoso, 2014–2022**
Poverty Gap Index and Poverty Severity Index in Bondowoso Regency, 2014–2022

| Tahun Year | Indeks Kedalaman Kemiskinan Poverty Gap Index | Indeks Keparahan Kemiskinan Poverty Severity Index |
|---------------|--|---|
| (1) | (2) | (3) |
| 2014 | 1,84 | 0,45 |
| 2015 | 1,93 | 0,39 |
| 2016 | 5,54 | 0,64 |
| 2017 | 2,11 | 0,48 |
| 2018 | 2,12 | 0,51 |
| 2019 | 1,67 | 0,33 |
| 2020 | 2,16 | 0,50 |
| 2021 | 2,19 | 0,49 |
| 2022 | 1,62 | 0,33 |

Sumber/Source: BPS, Survei Sosial Ekonomi Nasional Maret/BPS-Statistics Indonesia, March National Socioeconomic Survey

Tabel
Table 4.4.3**Penghuni Panti Sosial Lanjut Usia Menurut Bulan di
Kabupaten Bondowoso, 2022**
*Inhabitants of Elderly Nursing House by Month in
Bondowoso Regency, 2022*

| Bulan Month | Laki-laki Male | Perempuan Female |
|------------------------|---------------------------|-----------------------------|
| (1) | (2) | (3) |
| Januari/January | 60 | 40 |
| Februari/February | 60 | 40 |
| Maret/March | 60 | 40 |
| April/April | 60 | 40 |
| Mei/May | 57 | 43 |
| Juni/June | 57 | 43 |
| Juli/July | 57 | 43 |
| Agustus/August | 53 | 47 |
| September/September | 53 | 47 |
| Oktober/October | 52 | 48 |
| November/November | 51 | 49 |
| Desember/December | 51 | 49 |

Sumber/Source: UPT Panti Sosial Tresna Werdha Kabupaten Bondowoso / UPT Elderly Social Services of Bondowoso Regency

Tabel 4.4.4 Potensi dan Sumber Kesejahteraan Sosial (PSKS) Menurut Kecamatan dan Jenis Kelamin di Kabupaten Bondowoso, 2022
Source and Potency of Social Welfare by Sub Regency and Sex in Bondowoso Regency, 2022

| Kecamatan Subdistrict | Laki-laki Male | Perempuan Female | Jumlah Total |
|--------------------------|-------------------|---------------------|-----------------|
| (1) | (2) | (3) | (4) |
| Maesan | 6 | 8 | 14 |
| Grujugan | 6 | 4 | 10 |
| Tamanan | 8 | 6 | 14 |
| Jambesari Darus Sholah | 7 | 4 | 11 |
| Pujer | 7 | 4 | 11 |
| Tlogosari | 8 | 6 | 14 |
| Sukosari | 4 | 2 | 6 |
| Sumber Wringin | 5 | 7 | 12 |
| Tapen | 7 | 2 | 9 |
| Wonosari | 8 | 7 | 15 |
| Tenggarang | 5 | 4 | 9 |
| Bondowoso | 15 | 3 | 18 |
| Curahdami | 1 | 8 | 9 |
| Binakal | 2 | 4 | 6 |
| Pakem | 6 | 1 | 7 |
| Wringin | 5 | 7 | 12 |
| Tegalampel | 7 | 2 | 9 |
| Taman Krocok | 3 | 2 | 5 |
| Klabang | 1 | 2 | 3 |
| Ijen | 1 | 3 | 4 |
| Botolinggo | 6 | 1 | 7 |
| Prajeakan | 5 | 2 | 7 |
| Cermee | 9 | 7 | 16 |
| Bondowoso | 132 | 96 | 228 |

Sumber/Source: Dinas Sosial Kabupaten Bondowoso / Social Services of Bondowoso Regency

Tabel
Table 4.4.5**Potensi dan Sumber Kesejahteraan Sosial (PSKS) Menurut Jenisnya di Kabupaten Bondowoso, 2022**
Source and Potency of Social Welfare by Description in Bondowoso Regency, 2022

| Potensi dan Sumber Kesejahteraan Sosial (PSKS) | Jenis Kelamin/Sex | | |
|---|--------------------------|----------------------------|------------------------|
| | Laki-laki <i>Male</i> | Perempuan <i>Female</i> | Jumlah <i>Total</i> |
| (1) | (2) | (3) | (4) |
| Pekerja Sosial Profesional | - | - | - |
| Pekerja Sosial Masyarakat (PSM) | - | - | - |
| Wanita Pemimpin Kesejahteraan Sosial | - | - | - |
| Penyuluh Sosial | - | - | - |
| Taruna siaga Bencana (TAGANA) | 29 | 5 | 34 |
| Tenaga Kesejahteraan Sosial Kecamatan (TSK) | 18 | 5 | 23 |
| Lembaga Kesejahteraan Sosial (LKS) | - | - | 110 |
| Dunia usaha yang melakukan usaha kesejahteraan sosial | - | - | - |
| Wahana Kesejahteraan Sosial berbasis Masyarakat (WKSBM) | - | - | - |
| Keluarga Pioner | - | - | - |
| Lembaga Konsultasi Kesejahteraan Keluarga (LK3) | - | - | - |
| Pendamping Program Keluarga Harapan (PKH) | 86 | 86 | 172 |

Sumber/Source: Dinas Sosial Kabupaten Bondowoso / Social Services of Bondowoso Regency

Tabel
Table 4.4.6

Jumlah Organisasi Masyarakat Menurut Kecamatan dan Sektor Kegiatan di Kabupaten Bondowoso, 2022
Number of Community Organizations by Subdistrict and Activity Sector in Bondowoso Regency, 2022

| Kecamatan Subdistrict | Pendidikan Education | Politik Politics | Sosial Social | Ekonomi Economy | Lainnya Others | Jumlah Total |
|--------------------------|-------------------------|---------------------|------------------|--------------------|-------------------|-----------------|
| (1) | (2) | (3) | (4) | (5) | (6) | (7) |
| Maesan | 4 | - | 6 | - | 5 | 15 |
| Grujugan | - | - | 5 | 2 | 1 | 8 |
| Tamanan | - | - | - | - | - | - |
| Jambesari Darus Sholah | - | - | - | - | - | - |
| Pujer | - | - | - | - | - | - |
| Tlogosari | - | - | - | - | - | - |
| Sukosari | - | - | - | - | - | - |
| Sumber Wringin | - | - | - | - | - | - |
| Tapen | 2 | - | 4 | 2 | 2 | 10 |
| Wonosari | - | - | 4 | - | - | 4 |
| Tenggarang | - | - | 7 | - | 2 | 9 |
| Bondowoso | 36 | - | 103 | 31 | 62 | 232 |
| Curahdami | 2 | - | 7 | 4 | 4 | 17 |
| Binakal | - | - | 2 | - | - | 2 |
| Pakem | - | - | - | - | - | - |
| Wringin | - | - | 1 | - | - | 1 |
| Tegalampel | 1 | - | 2 | 1 | 1 | 5 |
| Taman Krocok | - | - | - | - | - | - |
| Klabang | - | - | 1 | - | - | 1 |
| Ijen | - | - | - | - | - | - |
| Botolinggo | - | - | - | - | - | - |
| Prajekan | 2 | - | 4 | 2 | 2 | 10 |
| Cermee | - | - | 1 | 1 | 1 | 3 |
| Bondowoso | - | - | - | - | - | - |

Sumber/Source: Badan Kesatuan Bangsa dan Politik Kabupaten Bondowoso / National and Political Unity Services of Bondowoso Regency

Tabel
Table 4.4.7**Jumlah Yayasan Masyarakat Menurut Kecamatan dan Sektor Kegiatan di Kabupaten Bondowoso, 2022**
Number of Community Foundation by Subdistrict and Activity Sector in Bondowoso Regency, 2022

| Kecamatan Subdistrict | Pendidikan Education | Politik Politics | Sosial Social | Ekonomi Economy | Lainnya Others | Jumlah Total |
|--------------------------|-------------------------|---------------------|------------------|--------------------|-------------------|-----------------|
| (1) | (2) | (3) | (4) | (5) | (6) | (7) |
| Maesan | - | - | - | - | - | - |
| Grujugan | - | - | - | - | - | - |
| Tamanan | - | - | - | - | - | - |
| Jambesari Darus Sholah | - | - | - | - | - | - |
| Pujer | - | - | - | - | - | - |
| Tlogosari | - | - | - | - | - | - |
| Sukosari | - | - | - | - | - | - |
| Sumber Wringin | - | - | - | - | - | - |
| Tapen | 1 | - | 1 | 1 | 1 | 4 |
| Wonosari | - | - | - | - | - | - |
| Tenggarang | - | - | - | - | - | - |
| Bondowoso | 9 | - | 12 | 9 | 10 | 40 |
| Curahdami | 1 | - | 1 | 1 | 1 | 4 |
| Binakal | - | - | - | - | - | - |
| Pakem | - | - | - | - | - | - |
| Wringin | - | - | - | - | - | - |
| Tegalampel | - | - | - | - | - | - |
| Taman Krocok | - | - | - | - | - | - |
| Klabang | - | - | - | - | - | - |
| Ijen | - | - | - | - | - | - |
| Botolinggo | - | - | - | - | - | - |
| Prajekan | 1 | - | 1 | 1 | 1 | 4 |
| Cermee | - | - | - | - | - | - |
| Bondowoso | - | - | - | - | - | - |

Sumber/Source: Badan Kesatuan Bangsa dan Politik Kabupaten Bondowoso / National and Political Unity Services of Bondowoso Regency

Tabel
Table 4.4.8**Jumlah Lembaga Swadaya Masyarakat Menurut
Kecamatan dan Sektor Kegiatan di Kabupaten
Bondowoso, 2022**
*Number of Non Governmental Organizations by Subdistrict
and Activity Sector in Bondowoso Regency, 2022*

| Kecamatan Subdistrict | Pendidikan Education | Politik Politics | Sosial Social | Ekonomi Economy | Lainnya Others | Jumlah Total |
|--------------------------|-------------------------|---------------------|------------------|--------------------|-------------------|-----------------|
| (1) | (2) | (3) | (4) | (5) | (6) | (7) |
| Maesan | - | - | 2 | 1 | - | 3 |
| Grujugan | 1 | - | 4 | 4 | 1 | 10 |
| Tamanan | - | - | 2 | 2 | - | 4 |
| Jambesari Darus Sholah | 1 | - | 3 | 3 | - | 7 |
| Pujer | 1 | - | 2 | 2 | - | 5 |
| Tlogosari | 1 | - | 2 | 1 | - | 4 |
| Sukosari | - | - | - | - | - | - |
| Sumber Wringin | - | - | 1 | 1 | 1 | 3 |
| Tapen | 1 | - | 4 | 4 | 1 | 10 |
| Wonosari | 1 | - | 1 | 1 | - | 3 |
| Tenggarang | 2 | - | 9 | 9 | 5 | 25 |
| Bondowoso | 5 | - | 16 | 15 | 6 | 42 |
| Curahdami | 1 | - | 5 | 4 | 2 | 12 |
| Binakal | 1 | - | 1 | 1 | 1 | 4 |
| Pakem | - | - | - | - | - | - |
| Wringin | - | - | - | - | - | - |
| Tegalampel | 1 | - | 2 | 1 | 1 | 5 |
| Taman Krocok | - | - | - | - | - | - |
| Klabang | - | - | - | - | - | - |
| Ijen | - | - | - | - | - | - |
| Botolinggo | - | - | - | - | - | - |
| Prajeakan | 1 | - | 2 | 2 | 1 | 6 |
| Cermee | - | - | - | - | - | - |
| Bondowoso | - | - | - | - | - | - |

Sumber/Source: Badan Kesatuan Bangsa dan Politik Kabupaten Bondowoso / National and Political Unity Services of Bondowoso Regency

4.5 KRIMINALITAS CRIME

Tabel 4.5.1 Jumlah Tindak Pidana Menurut Jenis Tindak Pidana di Kabupaten Bondowoso, 2022
Number of Reported Criminal Cases by Type of Crimes in Bondowoso Regency, 2022

| Jenis Tindak Pidana / Type of Crimes | 2021 | 2022 |
|---|------|------|
| (1) | (2) | (3) |
| Pembunuhan / Murder | - | 1 |
| Pencurian dengan Pemberatan / Wheight Theft | 62 | 91 |
| Pencurian Ranmor / Motor's Vehicle Theft | 61 | 15 |
| Pencurian Kayu Jati/Hutan / Wood Theft | - | - |
| Pencurian dengan kekerasan | 2 | 2 |
| Pencurian hewan | - | - |
| Pencurian kawat telephone | - | - |
| Pencurian biasa | - | - |
| Penganiayaan berat | 114 | 105 |
| Perjudian | - | - |
| Kebakaran | - | - |
| Uang palsu | - | - |
| Penipuan | 94 | 129 |
| Penganiayaan ringan | - | - |
| Perusakan | - | - |
| Pemalsuan keterangan | - | - |
| Pemalsuan surat | - | - |
| Serobot tanah | - | - |
| Membawa lari gadis dibawah umur | - | - |
| Perzinahan | 6 | 7 |
| Temu mayat | - | - |
| Pencemaran nama baik | - | - |
| Pemalsuan merk | - | - |
| Penadahan | - | - |
| Penggelapan | 31 | 11 |

Lanjutan Tabel/*Continued Table 4.5.1*

| Jenis Tindak Pidana / Type of Crimes | 2021 | 2022 |
|---|----------|----------|
| (1) | (2) | (3) |
| Ancaman dengan keras | - | - |
| Pemerksaan | 8 | 11 |
| Pencurian sarang walet | 3 | - |
| Miras | - | - |
| Narkotika | - | - |
| Pencurian listrik | - | - |
| Penculikan | - | - |
| Bawa lari orang | - | - |
| Memiliki sajam | - | - |
| Menyimpan obat petasan | - | - |
| Pemerasan | - | - |
| Pencurian dalam keluarga | - | - |
| Lain – lain / Tindak Pidana Ringan | - | - |
| Bondowoso | 3 | 3 |

Sumber/*Source*: Kepolisian Resor Bondowoso/*Police Office of Bondowoso*

Tabel
Table 4.5.2

**Jumlah Pelanggaran Lalu Lintas Menurut Bulan di
Kabupaten Bondowoso, 2022**
**Number of Traffic Trespass Happened by Month in
Bondowoso Regency, 2022**

| Bulan Month | Tilang Ticket | Teguran Reprimand |
|---------------------|------------------|----------------------|
| (1) | (2) | (3) |
| Januari/January | 760 | 473 |
| Februari/February | 381 | 264 |
| Maret/March | 194 | 314 |
| April/April | 309 | 297 |
| Mei/May | 145 | 236 |
| Juni/June | 702 | 317 |
| Juli/July | 426 | 287 |
| Agustus/August | 661 | 259 |
| September/September | 561 | 426 |
| Oktober/October | 450 | 14 439 |
| November/November | 250 | 978 |
| Desember/December | 91 | 475 |
| Bondowoso | 4 930 | 18 765 |

Sumber/Source: Kepolisian Resor Bondowoso/Police Office of Bondowoso

Tabel 4.5.3 Jumlah Kecelakaan Lalu Lintas Menurut Bulan di Kabupaten Bondowoso, 2022
Number of Traffic Accidents by Month in Bondowoso Regency, 2022

| Bulan Month | Jumlah Kecelakaan Number of Accidents | Korban Mati Dead | Luka Berat Seriously Injured | Luka Ringan Light Injured |
|---------------------|--|---------------------|---------------------------------|------------------------------|
| (1) | (2) | (3) | (4) | (5) |
| Januari/January | 59 | 14 | 0 | 86 |
| Februari/February | 36 | 7 | 0 | 55 |
| Maret/March | 35 | 14 | 4 | 71 |
| April/April | 43 | 6 | 0 | 68 |
| Mei/May | 53 | 10 | 0 | 89 |
| Juni/June | 48 | 9 | 0 | 76 |
| Juli/July | 45 | 8 | 0 | 81 |
| Agustus/August | 44 | 8 | 0 | 69 |
| September/September | 44 | 4 | 0 | 78 |
| Oktober/October | 48 | 9 | 1 | 64 |
| November/November | 31 | 4 | 0 | 49 |
| Desember/December | 52 | 12 | 0 | 76 |
| Bondowoso | 538 | 105 | 5 | 862 |

Sumber/Source: Kepolisian Resor Bondowoso/Police Office of Bondowoso

Tabel
Table 4.5.4**Banyaknya Perkara Pidana Menurut Jenis Tindak Pidana dan Telah Diputus di Kabupaten Bondowoso, 2022**
Number of Civil Cases by Kinds of Accusation and Had Decided in Bondowoso Regency, 2022

| Jenis Tindak Pidana <i>Type of Crime</i> | Banyaknya Perkara <i>Number of Cases</i> | Banyaknya Perkara yg telah diputuskan |
|--|---|---------------------------------------|
| (1) | (2) | (3) |
| Pemalsuan Uang / <i>Money Counterfeiting</i> | - | - |
| Pemalsuan Surat / <i>Document Counterfeiting</i> | 1 | 1 |
| Kejahatan Kesusilaan / <i>Morally Offence</i> | 4 | 4 |
| Kejahatan Penjudian / <i>Gambling</i> | 14 | 14 |
| Kejahatan Membahayakan Umum / <i>Public Order</i> | - | - |
| Kejahatan Kemerdekaan Orang Lain / <i>Crime Independence Others</i> | 1 | 1 |
| Menghancurkan atau Merusak Barang / <i>Destroy Goods</i> | 2 | 2 |
| Penganiayaan / <i>Oppression</i> | 15 | 15 |
| Menyebabkan Mati / <i>Murder</i> | - | - |
| Pencurian / <i>Theft</i> | 64 | 63 |
| Pelanggaran Pemilu / <i>Collision General Election</i> | - | - |
| Penggelapan / <i>Embezzlement</i> | 3 | 3 |
| Penipuan / <i>Deception</i> | 21 | 21 |
| Penadahan / <i>Fence</i> | 9 | 9 |
| Lalu Lintas / <i>Traffic Accident</i> | 4 | 4 |
| Tilang / Pelanggaran Lalu Lintas | 3 144 | 3 144 |
| Memiliki Senjata Tajam tanpa Ijin / <i>Having sharp weapons without permit</i> | 2 | 2 |
| Tindak Pidana Korupsi / <i>Corruption</i> | - | - |
| Lain- lain / <i>Others</i> | 109 | 104 |
| Bondowoso | 3 393 | 3 388 |

Sumber/Source: Pengadilan Negeri Kabupaten Bondowoso/Court of First Instance of Bondowoso Regency

Tabel
Table 4.5.5**Banyaknya Perkara Perdata Menurut Jenis Gugatan
Kabupaten Bondowoso, 2022**
**Number of Civil Cases by Kinds of Accusation Bondowoso
Regency, 2022**

| <i>Jenis Gugatan</i> <i>Type of Claim</i> | <i>Banyaknya Perkara</i> <i>Number of Cases</i> | <i>Banyaknya Perkara yang Telah Diputuskan</i> <i>Number of Cases That Have Been Decided</i> |
|--|--|---|
| (1) | (2) | (3) |
| Tanah / <i>Soil</i> | 18 | 12 |
| Jual Beli / <i>Trades</i> | 2 | 2 |
| Hutang Piutang / <i>Debt Receivable</i> | 2 | 2 |
| Warisan / <i>Heritage</i> | 3 | 3 |
| Lain – lain / <i>Others</i> | 1 | 1 |
| Gadai / Hipotik / <i>Pawn</i> | - | - |
| Perceraian / <i>Divorce</i> | 4 | 2 |
| Sewa menyewa / <i>Tenancy</i> | - | - |
| Harta Perkawinan / <i>Marriage Treasures</i> | - | - |
| Kepailitan / <i>Bankrupt</i> | - | - |
| Bondowoso | 30 | 22 |

Sumber/Source: Pengadilan Negeri Kabupaten Bondowoso/Court of First Instance of Bondowoso Regency

Tabel 4.5.6 Jumlah Pelayanan/Perusahaan Jasa di Pengadilan Negeri Bondowoso, 2020-2022
Number of Service / Company Service in Court of First Instance Bondowoso, 2020-2022

| Uraian Description | 2020 | 2021 | 2022 |
|-------------------------------|-------------|-------------|-------------|
| (1) | (2) | (3) | (4) |
| Notaris | 10 | 14 | 9 |
| Advokat | 30 | 21 | 34 |
| LBH | 6 | 8 | 6 |
| Konsultan | 20 | - | - |
| Akuntan | - | - | - |

Sumber/Source: Pengadilan Negeri Kabupaten Bondowoso/Court of First Instance of Bondowoso Regency

Tabel 4.5.7 Jumlah Narapidana Berdasarkan Putusan Pengadilan Negeri Dan Jenis Kelamin di Kabupaten Bondowoso, 2022
Prisoners By Court of First Instance And Sex in Bondowoso Regency, 2022

| Jenis Tindak Pidana <i>Type of Crimes</i> | Laki – Laki <i>Male</i> | Perempuan <i>Female</i> | Jumlah <i>Total</i> |
|---|----------------------------|----------------------------|------------------------|
| (1) | (2) | (3) | (4) |
| Pemalsuan Uang / <i>Money Counterfeiting</i> | - | - | - |
| Pemalsuan Surat / <i>Document Counterfeiting</i> | 2 | 1 | 3 |
| Kejahatan Kesusilaan / <i>Morally Offence</i> | - | - | - |
| Kejahatan Penjudian / <i>Gambling</i> | 25 | - | 25 |
| Kejahatan Membahayakan Umum / <i>Public Order</i> | - | - | - |
| Kejahatan Kemerdekaan Orang Lain | - | - | - |
| Kejahatan Terhadap Nyawa | - | - | - |
| Penganiayaan / <i>Oppression</i> | 34 | 3 | 37 |
| Menyebabkan Mati / <i>Murder</i> | 5 | - | 5 |
| Pencurian / <i>Theft</i> | 123 | 3 | 126 |
| Pemerasan dan Pengancaman / <i>Blackmail</i> | 2 | - | 2 |
| Penggelapan / <i>Embezzlement</i> | 19 | 4 | 23 |
| Penipuan / <i>Deception</i> | 24 | 2 | 26 |
| Penadahan / <i>Fence</i> | 15 | 1 | 16 |
| Lain - lain / <i>Others</i> | 190 | - | 190 |
| Bondowoso | 197 | 6 | 203 |

Sumber/Source: Lembaga Pemasyarakatan Klas II B Bondowoso/Correctional Institutions of Bondowoso Regency

Tabel
Table 4.5.8**Jumlah Narapidana Menurut Bulan dan Jenis Kelamin di
Kabupaten Bondowoso, 2022**
**Number of Prisoners by Month and Sex in Bondowoso
Regency, 2022**

| Bulan Month | Laki – Laki Male | Perempuan Female | Jumlah Total |
|---------------------|---------------------|---------------------|-----------------|
| (1) | (2) | (3) | (4) |
| Januari/January | 220 | 10 | 230 |
| Februari/February | 220 | 10 | 230 |
| Maret/March | 256 | 10 | 266 |
| April/April | 264 | 9 | 273 |
| Mei/May | 273 | 3 | 276 |
| Juni/June | 341 | 3 | 344 |
| Juli/July | 339 | 6 | 345 |
| Agustus/August | 338 | 5 | 343 |
| September/September | 346 | 5 | 351 |
| Oktober/October | 375 | 6 | 381 |
| November/November | 387 | 6 | 393 |
| Desember/December | 376 | 5 | 381 |

Sumber/Source: Lembaga Pemasyarakatan Klas II B Bondowoso/Correctional Institutions of Bondowoso Regency

Tabel 4.5.9 Jumlah Narapidana Berdasarkan Putusan Pengadilan Menurut Lama di Penjara dan Jenis Kelamin di Kabupaten Bondowoso, 2022
Number of Prisoners based on Court of First Instance by Duration of Prisoning and Sex in Bondowoso Regency, 2022

| Jenis Hukuman <i>Type of Punishment</i> | Laki – Laki <i>Male</i> | Perempuan <i>Female</i> | Jumlah <i>Total</i> |
|--|----------------------------|----------------------------|------------------------|
| (1) | (2) | (3) | (4) |
| > 5 Tahun | 190 | - | 190 |
| 1 s/d 5 Tahun | 278 | 9 | 287 |
| < 1 Tahun | 171 | 8 | 179 |
| Bondowoso | 639 | 17 | 656 |

Sumber/Source: Lembaga Pemasyarakatan Klas II B Bondowoso/Correctional Institutions of Bondowoso Regency

Tabel
Table 4.5.10

Jumlah Narapidana Berdasarkan Putusan Pengadilan Menurut Kelompok Usia dan Jenis Kelamin di Kabupaten Bondowoso, 2022
Number of Prisoners Based on Court of First Instance by Age and Sex in Bondowoso Regency, 2022

| Jenis Hukuman <i>Type of Punishment</i> | Laki – Laki <i>Male</i> | Perempuan <i>Female</i> | Jumlah <i>Total</i> |
|--|----------------------------|----------------------------|------------------------|
| (1) | (2) | (3) | (4) |
| > 60 Tahun | 15 | 1 | 16 |
| 40 s/d 60 Tahun | 190 | 5 | 195 |
| 19 s/d 40 Tahun | 434 | 11 | 445 |
| Bondowoso | 639 | 17 | 656 |

Sumber/Source: Lembaga Pemasyarakatan Klas II B Bondowoso/Correctional Institutions of Bondowoso Regency

BAB 5

Pertanian, Kehutanan, Peternakan, dan Perikanan *Agriculture, Forestry, Livestock, and Fishery*

Produksi padi Kab. Bondowoso
tahun 2022 mencapai
460 425 ton



Kecamatan dengan produksi
padi terbesar
Kecamatan Tapen

PENJELASAN TEKNIS

1. Lahan sawah adalah lahan pertanian yang berpetak-petak dan dibatasi oleh pematang (galengan), saluran untuk menahan/ menyalurkan air, yang biasanya ditanami padi sawah tanpa memandang dari mana diperoleh atau status lahan tersebut. Lahan yang dimaksud termasuk lahan yang terdaftar di Pajak Bumi Bangunan, luran Pembangunan Daerah, lahan bengkok, lahan serobotan, lahan rawa yang ditanami padi dan lahan bekas tanaman tahunan yang telah dijadikan sawah, baik yang ditanami padi, palawija atau tanaman semusim lainnya.
2. Tegal/Kebun adalah lahan pertanian bukan sawah (lahan kering) yang ditanami tanaman semusim atau tahunan dan terpisah dengan halaman sekitar rumah serta penggunaannya tidak berpindah pindah.
3. Ladang/Huma adalah lahan pertanian bukan sawah (lahan kering) yang biasanya ditanami tanaman semusim dan penggunaannya hanya semusim atau dua musim, kemudian akan ditinggalkan bila sudah tidak subur lagi (berpindah-pindah). Kemungkinan lahan ini beberapa tahun kemudian akan dikerjakan kembali jika sudah subur.

TECHNICAL NOTES

1. *Wetland is agricultural land that separated by small dykes to resist water, where the main crop is usually wetland paddy without considering where it is got from or the status of the land. It includes the land that is registered at land income tax office, regional development contribution, 'bengkok' land, illegal ownership, swamps for rice cultivation, and annual crop land mark that has been used as rice field, which are both planted with paddy, secondary crops or the other seasonal crops.*
2. *Dry field/Garden is an dryland (unirrigated land) which is planted with seasonal or annual crops and separately from the yard around the house without shifting.*
3. *Unirrigated agricultural field / Shifting cultivation land is dryland (unirrigated land) that usually is cultivated for seasonal crops and utilized only for one or two seasons, then it will be left when it is not fertile (shifting). Maybe, this land will be used again in a few years if it has been fertile.*

4. Lahan yang sementara tidak diusahakan adalah lahan yang biasanya diusahakan tetapi untuk sementara (lebih dari 1 (satu) tahun tetapi kurang dari atau sama dengan 2 (dua) tahun) tidak diusahakan, termasuk lahan sawah yang tidak diusahakan selama lebih dari 2 (dua) tahun.
 5. Data pokok tanaman pangan yang dikumpulkan adalah luas panen dan produktivitas (hasil per hektar). Produksi tanaman pangan merupakan hasil perkalian antara luas panen dengan produktivitas. Pengumpulan data luas panen dilakukan setiap bulan dengan pendekatan area kecamatan di seluruh wilayah Indonesia. Pengumpulan data produktivitas dilakukan melalui pengukuran langsung pada plot ubinan berukuran 2½ m x 2½ m. Pengumpulan data produktivitas dilakukan setiap subround (empat bulanan) pada waktu panen petani.
 6. Data produksi padi dan palawija yang disajikan adalah dalam kualitas: gabah kering giling (padi), pipilan kering (jagung), biji kering (kedelai dan kacang tanah), dan umbi basah (ubi kayu dan ubi jalar).
 7. Tanaman sayuran dan buah-buahan semusim Tanaman sayuran semusim adalah tanaman
4. *Temporarily unused land is land that is regularly used but temporarily (more than a year but less or equal than two years) is unused, it includes wetland that is not cultivated more than two years.*
 5. *The main food crops data collected consists of harvested area and productivity (yield per hectare). Food crops production is generated by harvested area multiplied by productivity. The harvested area data is collected every month using sub district area approach in all sub district in Indonesia. The productivity data collection is conducted by a direct measurement in 2½m x 2½m crop cutting plot. The productivity measurement is conducted in every subround (four monthly) at the time when farmers are harvesting their crops.*
 6. *Production of paddy and secondary crops data are presented in the form of: dry unhusked rice (paddy), dry loose maize (maize), dry shells crops (soybeans and peanuts), and fresh roots (cassava and sweet potatoes).*
 7. *Seasonal vegetable and fruit plants Seasonal vegetable plants are plants which are the sources of*

sumber vitamin, garam mineral dan lain-lain yang dikonsumsi dari bagian tanaman yang berupa daun, bunga, buah, dan umbinya, yang berumur kurang dari satu tahun. Tanaman buah-buahan semusim adalah tanaman sumber vitamin, garam mineral, dan lain-lain yang dikonsumsi dari bagian tanaman yang berupa buah, berumur kurang dari satu tahun, tidak berbentuk pohon/rumpun tetapi menjalar dan berbatang lunak.

vitamin, mineral salt, etc, consumed from the part of the plant in the form of leaf, flower, fruit, and root with the age of less than one year. Seasonal fruit plants are plants which are the sources of vitamin, mineral salt, etc, consumed from the part of the plant in the form of fruits. These plants are creeps with the age of less than one year.

8. Tanaman buah-buahan dan sayuran tahunan Tanaman buah-buahan tahunan adalah tanaman sumber vitamin, garam mineral, dan lain-lain yang dikonsumsi dari bagian tanaman yang berupa buah dan merupakan tanaman tahunan. Tanaman sayuran tahunan adalah tanaman sumber vitamin, garam mineral, dan lain-lain yang dikonsumsi dari bagian tanaman yang berupa daun dan atau buah yang berumur lebih dari satu tahun.

8. *Annual fruit and vegetable plants Annual fruit plants are plants which are the sources of vitamin, contained mineral salt, etc, consumed from the part of plant in the form of fruit and more than one year of age. Annual vegetable plants are plants which are the sources of vitamin, contained mineral salt, etc, consumed from the part of the plant in the form of vegetable and more than one year of age.*

9. Tanaman biofarmaka adalah tanaman yang bermanfaat untuk obat-obatan, kosmetik, dan kesehatan yang dikonsumsi atau digunakan dari bagian-bagian tanaman seperti daun, batang, buah, umbi (rimpang) ataupun akar.

9. *Medicinal plants are plants which are useful for medicine. It is consumed from part of the plant such as leaf, flower, fruit, tuber, and root.*

10. Tanaman hias adalah

10. *Ornamental plants are plants which*

tanamanyang mempunyai nilai keindahan baik bentuk, warna daun, tajuk maupun bunganya, sering digunakan untuk penghias pekarangan dan lain sebagainya.

have a beauty value, either in shape, colour of leaf or crown of flower, and they are often used as a yard decorator.

11. Luas panen tanaman hortikultura adalah luas tanaman sayuran, buah-buahan, biofarmaka, dan tanaman hias yang diambil hasilnya/dipanen pada periode pelaporan.

11. *Harvested area of horticulture is area which vegetable, fruit, medicinal and ornamental plant of crop harvested during the period of report.*

12. Luas panen untuk tanaman sayuran adalah luas tanaman yang dipanen sekaligus/habis/ dibongkar dan luas tanaman yang dipanen berkali-kali (lebih dari satu kali)/belum habis. Tanaman yang dipanen sekaligus/ habis/ dibongkar adalah tanaman yang sehabis panen langsung dibongkar/dicabut, terdiri dari bawang merah, bawang putih, bawang daun, kentang, kol/ kubis, kembang kol, petsai/sawi, wortel, lobak, dan kacang merah. Tanaman yang dipanen berkali-kali (lebih dari satu kali)/belum habis adalah tanaman yang pemanenannya lebih dari satu kali dan biasanya dibongkar apabila panen terakhir sudah tidak memadai lagi, terdiri dari: kacang panjang, cabe besar, cabe rawit, jamur, tomat, terung, buncis, ketimun, labu siam, kangkung, bayam, melon, semangka, dan blewah.

12. *Harvested area of vegetables is area of entirely plant harvested/ demolished and plant harvested several times/undemolished. Entirely plants harvested/ demolished are plants usually harvested once and demolished to be substituted by other plants, consisting of: shallots, garlic, leeks, potato, cabbage, cauli flower, mustard green, carrots, chinese radish, and red kidney beans. Plants harvested several times/ undemolished are plants usually harvested more than once and demolished in the case that the last harvest was economically not profitable. They consist of : yard long beans, chili, small chili, mushroom, tomatoes, egg plant, frech beans, cucumber, pumpkin/ chajota, swamp cabbage, spinach, melon, watermelon, and blewah .*

13. Produksi hortikultura adalah hasil Menurut bentuk produk dari setiap tanaman sayuran, buah-buahan, biofarmaka dan tanaman hias yang diambil berdasarkan luas yang dipanen/tanaman yang menghasilkan pada bulan/triwulan laporan.
13. *Horticulture production is the standard production quantity form of vegetable, fruit, medicinal and ornamental plant based on harvested area/the number of production plants reported monthly/quarterly.*

<https://bondowosokab.bps.go.id>

ULASAN

DESCRIPTION

Penggunaan Tanah atau Lahan dapat dibedakan menjadi dua bagian besar yaitu tanah sawah dan tanah bukan sawah. Tanah Sawah Menurut jenis pengairannya terdiri dari sawah dengan pengairan teknis, setengah teknis dan non teknis / sederhana. Sedangkan tanah bukan sawah terdiri dari tanah pekarangan, tegalan, padang rumput, tambak dan kolam.

The use of land or land can be divided into two major parts, namely paddy land and non-rice land. Wetland by type of irrigation consists of rice fields with technical irrigation, half technical and non technical / simple. While the land is not a rice field consists of yard, moor, grasslands, ponds and ponds.

Data pertanian tanaman bahan makanan meliputi luas panen, produksi dan produktivitas dari tanaman padi, palawija dan kacang – kacang.

Agricultural data of food crops include harvested area, production and productivity of rice, palawija and nuts.

Penyajian data perkebunan meliputi luas areal dan produksi berdasarkan jenis perkebunan. Perkebunan dapat dikategorikan menjadi dua yaitu perkebunan besar dan perkebunan rakyat.

Presentation of plantation data covers Area and production based on plantation type. Plantations can be categorized into two large estates and smallholders.

Data kehutanan yang bersumber dari Cabang Dinas Kehutanan Wilayah Jember, merupakan data statistik sekunder meliputi luas dan produksi hutan serta realisasi penjualan hasil hutan.

Forestry data sourced from Perum Perhutani, is a secondary statistical data covering the area and production of forest and the realization of the sale of forest products.

Selain data populasi ternak besar, kecil dan unggas disajikan juga data mengenai perkembangan produksi daging dan telur selama tahun 2021. Data ini bersumber dari Dinas Pertanian. Data Perikanan bersumber dari Dinas Ketahanan Pangan dan Perikanan, yang hanya mencakup

In addition to data on large, small and poultry populations, data on the development of meat and egg production during 2020 are also available. This data is sourced from the Livestock and Fishery Service Office. Fishery data is sourced from the Livestock and Fisheries Service, which only covers the terrestrial fisheries

perikanan darat seperti Mina padi, keramba dan kolam.

Pertanian Tanaman Pangan

Luas panen, rata-rata produksi dan produksi padi dan palawija di sajikan dalam tabel 5.3.1 sampai dengan tabel 5.3.10. Dari 7 (tujuh) komoditas tanaman pangan, hampir semua komoditas mengalami peningkatan baik luas panen maupun produksinya. Luas panen padi naik sebesar 1,24 persen, luas panen jagung naik sebesar 0,24 persen, luas panen kedele naik 4,54 persen, kacang tanah naik 2,58 persen, ubi kayu naik 0,23 persen dan ubi jalar naik 0,72 persen. Ditinjau dari produksinya, hanya kedelai yang stagnan.

Untuk kelompok sayur-sayuran ada tiga komoditi yang produksinya cukup besar yaitu : cabai rawit (83.057 kwintal), tomato (11.854 kwintal) dan bawang merah (4.072 kwintal ton).

Kehutanan

Data yang diperoleh dari Cabang Dinas Kehutanan, luas seluruh kawasan hutan tahun 2020 di Kabupaten Bondowoso adalah 59.254,96 hektar yang terdiri dari hutan produksi seluas 28.723,64 hektar dan hutan lindung seluas 30.531,32 hektar. Luas lahan kritis mencapai 9.155,11 hektar dimana wilayah terluas berada di kecamatan Wringin (1.768,88 ha), Klabang (1.470,85 ha) dan Pakem (1.335,2 ha).

Produksi hasil hutan yang disajikan

such as Mina rice, keramba and ponds.

Food Crops

Harvested area, average production and production of rice and pulses are presented in table 5.3.1 up to table 5.1.10. Of the 7 (seven) food crops, almost all commodities experienced an increase in both harvested area and production. Harvested rice fields increased by 1,24 percent, harvested area corn increased by 0,24 percent, the soybean harvest area increased by 4,54 percent, peanuts increased by 2,58 percent, cassava increased by 0,23 percent and sweet potato increased by 0,72 percent. The production of soybean is stagnan.

For the vegetable group there are three commodities whose production is quite large, namely: Chillies (83.057 quintal), tomatoes (11.854 quintal) and shallouts (4.072 quintals).

Forestry

Data obtained from Forestry Services, the total area of forest in 2020 in Bondowoso Regency is 59.254,96 hectares consisting of production forests covering an area of 28.723,64 hectares and protected forest covering an area of 30.531,32 hectares. The critical land area reaches 9.155,11 hectares where the largest area is in Wringin sub-district (1.768,88 ha), Klabang (1.470,85 ha) and Pakem sub-district (1.335,2 ha).

The production of forest products

dalam publikasi ini meliputi kayu jati, kayu rimba yang terdiri dari pinus, sonokeling, mahoni, rimba lain, kayu bakar jati dan kayu bakar rimba. Sedangkan produksi kehutanan bukan kayu terdiri dari getah pinus dan kopi glondong basah. Pada tahun 2020 secara umum produksi hasil hutan mengalami kenaikan cukup tinggi.

Peternakan

Populasi ternak besar, kecil dan unggas dapat dilihat pada table 5.4.1 sampai 5.4.2. Tiga jenis populasi ternak utama terdiri dari sapi potong (237.407 ekor), Kambing (54.733 ekor) dan Domba (51.235 ekor). Untuk memenuhi permintaan konsumsi daging, pada tahun 2021 terdapat pemotongan hewan sebanyak 7.303 sapi, 4.466 kambing dan 6.522 domba. Populasi ternak unggas mengalami kenaikan, kecuali itik. Sementara itu penurunan populasi itik sejalan dengan penurunan produksi telur itik sebesar 47,68 persen. Selain produksi telur itik, produksi telur ayam ras juga mengalami penurunan sebesar 57,95 persen dari tahun sebelumnya.

Perikanan

Produksi perikanan yang dilakukan oleh rumah tangga terdiri atas budidaya, perairan umum dan lahan bebas. Produksi hasil ikan budidaya sebesar 875.849 kg, yang terdiri dari keramba, kolam, mina padi dan air mengalir. Produksi hasil ikan di perairan umum sebesar 120.963 kg yang terdiri dari waduk, sungai dan rawa.

presented in this publication includes teak, jungle wood consisting of pine, rosewood, mahogany, other jungle, teak firewood and jungle firewood. Whereas non-timber forestry production consists of pine resin and wet glondong coffee. In 2020, in general, forest product production will experience a high enough increase.

Livestock

Population of large, small and poultry livestock can be seen in Table 5.4.1 to 5.4.2. Three main livestock populations consist of beef cattle (234.407), goats (54.733) and sheep (51.235 tails). To meet the demand for meat consumption, in 2021 there were 7.303 cattle slaughtered, 4.466 goats and 6.522 sheep. The poultry population is increased except for duck. The decreased of duck population parallel with the decreased of duck egg production by 47,68 percent. Not only the production of duck egg but also the production of pedigree hen is decreased by 57,95 percent compare to the previous year.

Fishery

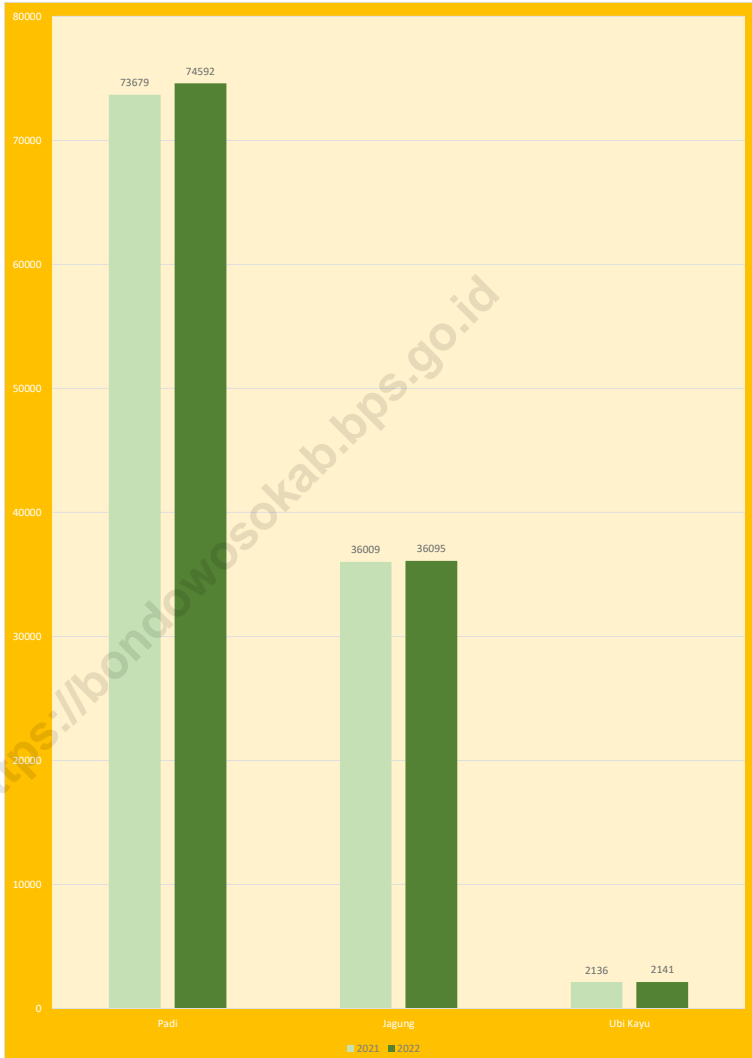
Fisheries production carried out by households consists of cultivation, public waters and free land. Production of cultivated fish is 875.849 kg, consisting of cages, ponds, rice mina and running water. Fish production in public waters is 120.963 kg consisting of reservoirs, rivers and swamps. The subdistrict with the largest cultivated fish is Wonosari

kecamatan dengan produksi budidaya *Subdistrict*.
ikan terbesar adalah kecamatan
Wonosari

<https://bondowosokab.bps.go.id>

Gambar
Figures 5.1

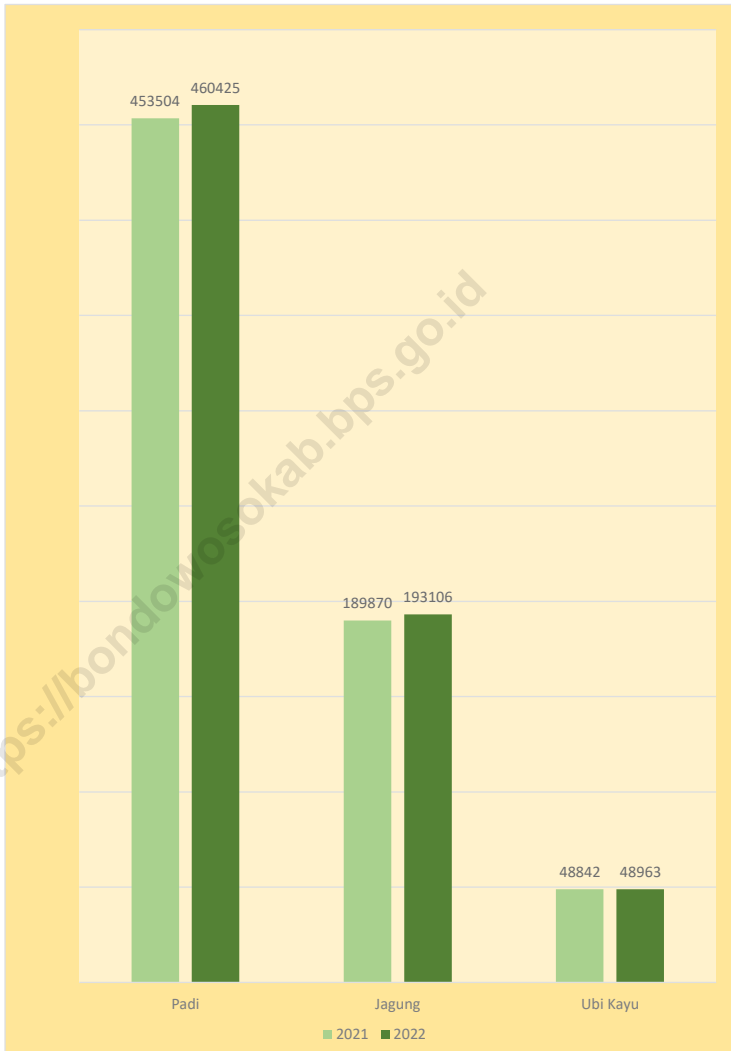
Luas Panen Tanaman Pangan (ha) di Kabupaten Bondowoso, 2021-2022
Harvested Area of Food Crops (ha) in Bondowoso Regency, 2021-2022



Sumber/Source: Dinas Pertanian dan Ketahanan Pangan Kabupaten Bondowoso/Agriculture and Food Security Service of Bondowoso Regency

Gambar 5.2
Figures

Produksi Tanaman Pangan (ha) di Kabupaten Bondowoso, 2021-2022
Food Crops Production (ha) in Bondowoso Regency, 2021-2022



Sumber/Source: Dinas Pertanian dan Ketahanan Pangan Kabupaten Bondowoso/Agriculture and Food Security Service of Bondowoso Regency

5.1 HORTIKULTURA HORTICULTURE

Tabel 5.1.1 **Luas Panen Tanaman Sayuran Menurut Kecamatan dan Jenis Tanaman (ha) di Kabupaten Bondowoso, 2021 dan 2022**
Harvested Area of Vegetables by Subdistrict and Kind of Plant (ha) in Bondowoso Regency, 2021 and 2022

| Kecamatan Subdistrict | Bawang Merah/Shallot | | Bawang Daun/Scallion | |
|--------------------------|----------------------|-----------|----------------------|-----------|
| | 2021 | 2022 | 2021 | 2022 |
| (1) | (2) | (3) | (4) | (5) |
| Maesan | 16 | 8 | - | 2 |
| Grujugan | 12 | 22 | - | - |
| Tamanan | - | - | - | - |
| Jambesari Darus Sholah | 3 | - | - | - |
| Pujer | - | - | 12 | 5 |
| Tlogosari | 2 | - | - | 1 |
| Sukosari | 1 | 1 | 7 | 13 |
| Sumber Wringin | 4 | 4 | 13 | 7 |
| Tapen | - | - | - | - |
| Wonosari | - | - | - | - |
| Tenggarang | 1 | - | - | - |
| Bondowoso | - | - | - | - |
| Curahdami | - | - | - | - |
| Binakal | - | - | - | - |
| Pakem | - | - | - | - |
| Wringin | - | - | - | - |
| Tegalampel | - | - | - | - |
| Taman Krocok | 2 | 2 | 1 | - |
| Klabang | - | - | - | - |
| Ijen | 2 | - | 2 | - |
| Botolinggo | 1 | 2 | 1 | - |
| Prajekan | 2 | 1 | - | - |
| Cermee | 2 | 2 | - | - |
| Bondowoso | 48 | 42 | 36 | 28 |

Lanjutan Tabel/Continued Table 5.1.1

| Kecamatan Subdistrict | Cabai Besar/Big Chili | | Terung/Eggplant | |
|--------------------------|-----------------------|-----------|-----------------|-----------|
| | 2021 | 2022 | 2021 | 2022 |
| (1) | (6) | (7) | (8) | (9) |
| Maesan | 3 | 3 | 3 | 4 |
| Grujugan | - | - | 1 | 3 |
| Tamanan | - | - | 4 | 3 |
| Jambesari Darus Sholah | - | - | 4 | 7 |
| Pujer | 1 | 1 | 5 | 5 |
| Tlogosari | - | - | 4 | 2 |
| Sukosari | 1 | - | 3 | 2 |
| Sumber Wringin | 2 | 6 | - | 2 |
| Tapen | - | - | 5 | 5 |
| Wonosari | - | - | 21 | 11 |
| Tenggarang | - | - | 2 | 3 |
| Bondowoso | - | - | 1 | 1 |
| Curahdami | - | - | - | 2 |
| Binakal | - | - | 2 | 3 |
| Pakem | - | - | - | 1 |
| Wringin | - | - | - | - |
| Tegalampel | - | - | - | 2 |
| Taman Krocok | 1 | - | 9 | 7 |
| Klabang | - | - | 3 | 4 |
| Ijen | - | - | - | - |
| Botolinggo | - | 1 | 8 | 3 |
| Prajekan | - | 2 | 3 | 6 |
| Cermee | - | 30 | 12 | 8 |
| Bondowoso | 8 | 43 | 90 | 84 |

Lanjutan Tabel/*Continued Table* 5.1.1

| Kecamatan Subdistrict | Buncis/ <i>String Bean</i> | | Cabai Rawit/ <i>Chili/ Cayenne Pepper</i> | | Kacang Panjang/ <i>Long Beans</i> | |
|--------------------------|----------------------------|-----------|---|--------------|---------------------------------------|-----------|
| | 2021 | 2022 | 2021 | 2022 | 2021 | 2022 |
| (1) | (10) | (11) | (12) | (13) | (14) | (15) |
| Maesan | 2 | 2 | 169 | 160 | 2 | 2 |
| Grujugan | - | - | 149 | 190 | - | - |
| Tamanan | - | - | 53 | 91 | 1 | 2 |
| Jambesari Darus Sholah | - | - | 64 | 61 | - | 3 |
| Pujer | 4 | 5 | 96 | 31 | 7 | 6 |
| Tlogosari | - | - | 17 | 20 | 2 | 1 |
| Sukosari | 3 | 7 | 40 | 55 | 3 | 4 |
| Sumber Wringin | 8 | 7 | 36 | 45 | 8 | 5 |
| Tapen | - | - | 36 | 46 | 6 | 5 |
| Wonosari | - | - | 70 | 59 | 2 | 3 |
| Tenggarang | - | - | 10 | 16 | - | 1 |
| Bondowoso | - | - | 4 | 9 | - | - |
| Curahdami | - | - | 543 | 126 | - | - |
| Binakal | - | - | 11 | 20 | - | - |
| Pakem | - | - | 2 | 3 | - | - |
| Wringin | - | - | - | 71 | - | - |
| Tegalampel | - | - | 18 | 24 | - | - |
| Taman Krocok | - | - | 100 | 126 | - | 1 |
| Klabang | - | - | 35 | 30 | - | - |
| Ijen | - | - | 2 | 11 | - | - |
| Botolinggo | - | - | 15 | 22 | 6 | 2 |
| Prajekan | - | - | 15 | 28 | - | 1 |
| Cermeo | - | - | 14 | 4 | - | - |
| Bondowoso | 17 | 21 | 1 499 | 1 248 | 37 | 36 |

Lanjutan Tabel/Continued Table 5.1.1

| Kecamatan Subdistrict | Tomat/ Tomato | | Ketimun/ Cucumber | |
|--------------------------|---------------|------------|-------------------|-----------|
| | 2021 | 2022 | 2021 | 2022 |
| (1) | (16) | (17) | (18) | (19) |
| Maesan | 7 | 8 | 8 | 5 |
| Grujugan | 3 | 4 | - | - |
| Tamanan | 2 | 2 | 1 | - |
| Jambesari Darus Sholah | 7 | 12 | - | 3 |
| Pujer | 13 | 6 | - | 1 |
| Tlogosari | 3 | 1 | - | - |
| Sukosari | 7 | 18 | - | 2 |
| Sumber Wringin | 23 | 22 | 4 | 2 |
| Tapen | 1 | 3 | - | 1 |
| Wonosari | 2 | 2 | 1 | 1 |
| Tenggarang | 4 | - | 1 | 1 |
| Bondowoso | - | - | - | - |
| Curahdami | 14 | - | - | - |
| Binakal | - | - | - | - |
| Pakem | - | - | - | - |
| Wringin | - | - | - | - |
| Tegalampel | - | - | - | - |
| Taman Krocok | - | 3 | - | - |
| Klabang | 7 | 5 | - | - |
| Ijen | 5 | 14 | - | - |
| Botolinggo | 6 | - | - | - |
| Prajejan | 1 | 1 | 1 | 1 |
| Cermee | 2 | - | - | - |
| Bondowoso | 107 | 101 | 16 | 17 |

Sumber/Source: BPS, Statistik Pertanian Hortikultura SPH-SBS/BPS-Statistics Indonesia, Agricultural Statistic for Horticulture SPH-SBS

Tabel
Table 5.1.2**Produksi Tanaman Sayuran Menurut Kecamatan dan Jenis Tanaman (kuintal) di Kabupaten Bondowoso, 2021 dan 2022*****Production of Vegetables by Subdistrict and Kind of Plant (quintal) in Bondowoso Regency, 2021 dan 2022***

| Kecamatan Subdistrict | Bawang Merah/Shallot | | Bawang Daun/Scallion | |
|--------------------------|----------------------|--------------|----------------------|--------------|
| | 2021 | 2022 | 2021 | 2022 |
| (1) | (2) | (3) | (4) | (5) |
| Maesan | 1 339 | 773 | - | 185 |
| Grujugan | 732 | 2 235 | - | - |
| Tamanan | - | - | - | - |
| Jambesari Darus Sholah | 228 | - | - | - |
| Pujer | - | - | 1 111 | 462 |
| Tlogosari | 194 | - | - | 92 |
| Sukosari | 92 | 96 | 647 | 1 204 |
| Sumber Wringin | 386 | 385 | 1 164 | 649 |
| Tapen | - | - | - | - |
| Wonosari | - | - | - | - |
| Tenggarang | 84 | - | - | - |
| Bondowoso | - | - | - | - |
| Curahdami | - | - | - | - |
| Binakal | - | - | - | - |
| Pakem | - | - | - | - |
| Wringin | - | - | - | - |
| Tegalampel | - | - | - | - |
| Taman Krocok | 176 | 195 | 74 | - |
| Klabang | - | - | - | - |
| Ijen | 191 | - | 160 | - |
| Botolinggo | 96 | 98 | 90 | - |
| Prajejan | 188 | 97 | - | - |
| Cermee | 183 | 193 | - | - |
| Bondowoso | 3 889 | 4 072 | 3 246 | 2 592 |

Lanjutan Tabel/Continued Table 5.1.2

| Kecamatan Subdistrict | Cabai Besar/Big Chili | | Terung/Eggplant | |
|--------------------------|-----------------------|--------------|-----------------|--------------|
| | 2021 | 2022 | 2021 | 2022 |
| (1) | (6) | (7) | (8) | (9) |
| Maesan | 171 | 171 | 261 | 352 |
| Grujugan | - | - | 97 | 262 |
| Tamanan | - | - | 363 | 149 |
| Jambesari Darus Sholah | - | - | 218 | 535 |
| Pujer | 57 | 29 | 605 | 411 |
| Tlogosari | - | - | 340 | 175 |
| Sukosari | 14 | - | 278 | 176 |
| Sumber Wringin | 114 | 344 | - | 182 |
| Tapen | - | - | 348 | 405 |
| Wonosari | - | - | 1 544 | 696 |
| Tenggarang | - | - | 168 | 228 |
| Bondowoso | - | - | 87 | 88 |
| Curahdami | - | - | - | 77 |
| Binakal | - | - | 174 | 253 |
| Pakem | - | - | - | 74 |
| Wringin | - | - | - | - |
| Tegalampel | - | - | - | 177 |
| Taman Krocok | 57 | - | 786 | 396 |
| Klabang | - | - | 168 | 347 |
| Ijen | - | - | - | - |
| Botolinggo | - | 57 | 617 | 183 |
| Prajeakan | - | 114 | 261 | 381 |
| Cermee | - | 1 772 | 714 | 509 |
| Bondowoso | 413 | 2 487 | 7 029 | 6 056 |

Lanjutan Tabel/*Continued Table 5.1.2*

| Kecamatan Subdistrict | Buncis/ <i>String Bean</i> | | Cabai Rawit/ <i>Chili/ Cayenne Pepper</i> | | Kacang Panjang/ <i>Long Beans</i> | |
|--------------------------|----------------------------|--------------|---|---------------|---------------------------------------|--------------|
| | 2021 | 2022 | 2021 | 2022 | 2021 | 2022 |
| (1) | (10) | (11) | (12) | (13) | (14) | (15) |
| Maesan | 115 | 196 | 10 047 | 11 059 | 42 | 92 |
| Grujugan | - | - | 6 630 | 8 480 | - | - |
| Tamanan | - | - | 5 172 | 7 524 | 46 | 62 |
| Jambesari Darus Sholah | - | - | 5 146 | 5 047 | - | 136 |
| Pujer | 277 | 397 | 6 513 | 2 488 | 261 | 136 |
| Tlogosari | - | - | 1 323 | 1 770 | 96 | 43 |
| Sukosari | 355 | 585 | 2 458 | 5 101 | 151 | 142 |
| Sumber Wringin | 699 | 640 | 2 375 | 3 251 | 360 | 214 |
| Tapen | - | - | 2 869 | 4 073 | 279 | 223 |
| Wonosari | - | - | 4 669 | 3 869 | 90 | 135 |
| Tenggarang | - | - | 675 | 1 416 | - | 46 |
| Bondowoso | - | - | 205 | 813 | - | - |
| Curahdami | - | - | 28 494 | 7 989 | - | - |
| Binakal | - | - | 399 | 1 091 | - | - |
| Pakem | - | - | 134 | 133 | - | - |
| Wringin | - | - | - | 2 079 | - | - |
| Tegalampel | - | - | 1 530 | 2 116 | - | - |
| Taman Krocok | - | - | 8 058 | 7 728 | - | 46 |
| Klabang | - | - | 2 036 | 2 280 | - | - |
| Ijen | - | - | 34 | 705 | - | - |
| Botolinggo | - | - | 718 | 1 499 | 226 | 91 |
| Prajejan | - | - | 785 | 2 256 | - | 27 |
| Cermee | - | - | 710 | 290 | - | - |
| Bondowoso | 1 446 | 1 818 | 90 980 | 83 057 | 1 551 | 1 391 |

Lanjutan Tabel/Continued Table 5.1.2

| Kecamatan Subdistrict | Tomat/ Tomato | | Ketimun/ Cucumber | |
|--------------------------|---------------|---------------|-------------------|--------------|
| | 2021 | 2022 | 2021 | 2022 |
| (1) | (16) | (17) | (18) | (19) |
| Maesan | 570 | 892 | 671 | 517 |
| Grujugan | 283 | 403 | - | - |
| Tamanan | 256 | 256 | 120 | - |
| Jambesari Darus Sholah | 622 | 1 522 | - | 200 |
| Pujer | 1 646 | 633 | - | 116 |
| Tlogosari | 385 | 128 | - | - |
| Sukosari | 933 | 2 061 | - | 232 |
| Sumber Wringin | 4 411 | 2 562 | 464 | 233 |
| Tapen | 128 | 354 | - | 117 |
| Wonosari | 246 | 223 | 115 | 116 |
| Tenggarang | 465 | - | 116 | 115 |
| Bondowoso | - | - | - | - |
| Curahdami | 1 541 | - | - | - |
| Binakal | - | - | - | - |
| Pakem | - | - | - | - |
| Wringin | - | - | - | - |
| Tegalampel | - | - | - | - |
| Taman Krocok | - | 384 | - | - |
| Klabang | 768 | 493 | - | - |
| Ijen | 430 | 1 817 | - | - |
| Botolinggo | 662 | - | - | - |
| Prajeakan | 128 | 126 | 116 | 118 |
| Cermee | 276 | - | - | - |
| Bondowoso | 13 750 | 11 854 | 1 602 | 1 764 |

Sumber/Source: BPS, Statistik Pertanian Hortikultura SPH-SBS/BPS-Statistics Indonesia, Agricultural Statistic for Horticulture SPH-SBS

Tabel
Table 5.1.3

Luas Panen Tanaman Sayuran dan Buah-buahan Semusim Menurut Jenis Tanaman (ha) di Kabupaten Bondowoso, 2019–2022
Harvested Area of Seasonal Vegetables and Fruits by Kind of Plant (ha) in Bondowoso Regency, 2019–2022

| Jenis Tanaman Kind of Plants | 2019 | 2020 | 2021 | 2022 |
|---------------------------------|-------|-------|-------|-------|
| (1) | (2) | (3) | (4) | (5) |
| Sayuran/Vegetables: | | | | |
| Bawang Merah/Shallots | 38 | 38 | 48 | 42 |
| Bawang Daun/Scallion | 12 | 24 | 36 | 28 |
| Cabai Besar/Chili/Big Chili | ... | ... | 8 | 43 |
| Terung/Eggplant | 91 | 84 | 90 | 84 |
| Buncis/String Bean | 23 | 22 | 17 | 21 |
| Cabai Rawit/Chili/Cayenne Paper | 1 564 | 1 141 | 1 499 | 1 248 |
| Kacang Panjang/Long Beans | 32 | 33 | 37 | 36 |
| Tomat/Tomato | 102 | 114 | 107 | 101 |
| Ketimun/Cucumber | 19 | 15 | 16 | 17 |
| Buah–buahan/Fruits: | | | | |
| Semangka | 2 | 6 | 9 | 10 |
| Melon | 1 | 2 | - | 5 |

Sumber/Source: BPS, Statistik Pertanian Hortikultura SPH-SBS/BPS-Statistics Indonesia, Agricultural Statistic for Horticulture SPH-SBS

Tabel 5.1.4 **Produksi Tanaman Sayuran dan Buah-buahan Semusim Menurut Jenis Tanaman (kw) di Kabupaten Bondowoso, 2019–2022**
Production of Seasonal Vegetables and Fruits by Kind of Plant (qui) in Bondowoso Regency, 2019–2022

| Jenis Tanaman Kind of Plants | 2019 | 2020 | 2021 | 2022 |
|---------------------------------|--------|--------|--------|--------|
| (1) | (2) | (3) | (4) | (5) |
| Sayuran/Vegetables: | | | | |
| Bawang Merah/Shallots | 2 099 | 3 707 | 3 889 | 4 072 |
| Bawang Daun/Scallion | 1 170 | 1 945 | 3 246 | 2 592 |
| Cabai Besar/Chili/Big Chili | ... | ... | 413 | 2 487 |
| Terung/Eggplant | 5 086 | 5 474 | 7 029 | 6 056 |
| Buncis/String Bean | 1 214 | 1 787 | 1 446 | 1 818 |
| Cabai Rawit/Chili/Cayenne Paper | 72 736 | 69 042 | 90 980 | 83 057 |
| Kacang Panjang/Long Benas | 1 177 | 1 194 | 1 551 | 1 391 |
| Tomat/ Tomato | 8 804 | 12 165 | 13 750 | 11 854 |
| Ketimun/Cucumber | 1 519 | 1 427 | 1 602 | 1 764 |
| Buah–buahan/Fruits: | | | | |
| Semangka | 620 | 1 947 | 2 519 | 3 036 |
| Melon | 351 | 702 | - | 1 749 |

Sumber/Source: BPS, Statistik Pertanian Hortikultura SPH-SBS/BPS-Statistics Indonesia, Agricultural Statistic for Horticulture SPH-SBS

Tabel
Table 5.1.5**Luas Panen Tanaman Biofarmaka Menurut Kecamatan dan Jenis Tanaman (m²) di Kabupaten Bondowoso, 2021 dan 2022****Harvested Area of Medicinal Plants by Subdistrict and Kind of Plant (m²) in Bondowoso Regency, 2021 and 2022**

| Kecamatan Subdistrict | Jahe/Ginger | | Laos/Lengkuas/ Galanga | | Kencur East Indian Galangal | |
|--------------------------|----------------|----------------|---------------------------|---------------|--------------------------------|---------------|
| | 2021 | 2022 | 2021 | 2022 | 2021 | 2022 |
| (1) | (2) | (3) | (4) | (5) | (6) | (7) |
| Maesan | 20 000 | 17 000 | - | - | - | - |
| Grujugan | 11 700 | 1 500 | - | - | - | - |
| Tamanan | 12 200 | 3 000 | 1 150 | 1 300 | 115 | 125 |
| Jambesari Darus Sholah | 1 000 | 1 500 | - | 150 | - | - |
| Pujer | 1 600 | 3 000 | - | - | - | - |
| Tlogosari | 2 000 | 4 000 | 500 | 600 | - | 100 |
| Sukosari | 21 500 | 6 000 | - | 200 | - | - |
| Sumber Wringin | 18 000 | 80 000 | 1 500 | 3 000 | - | - |
| Tapen | 22 500 | 3 500 | 500 | 500 | - | - |
| Wonosari | 6 150 | 5 000 | 1 150 | 1 000 | 115 | 125 |
| Tenggarang | 8 000 | 1 500 | 400 | 500 | 30 | 30 |
| Bondowoso | 500 | 500 | - | - | 30 | 30 |
| Curahdami | 13 000 | 2 500 | 600 | 1 000 | - | 250 |
| Binakal | 14 500 | 9 000 | 10 000 | 10 000 | - | - |
| Pakem | 1 000 | 2 000 | 750 | 1 000 | - | 25 |
| Wringin | 15 000 | 13 200 | 2 600 | 2 780 | 800 | 1 297 |
| Tegalampel | - | 1 000 | 1 600 | 1 800 | - | - |
| Taman Krocok | 4 500 | 5 000 | 700 | 900 | - | - |
| Klabang | 25 000 | 25 000 | 15 000 | 15 000 | 9 000 | 9 000 |
| Ijen | - | 500 | - | - | - | - |
| Botolinggo | 84 000 | 50 500 | - | - | 900 | 1 000 |
| Prajekan | 25 000 | 15 000 | - | - | - | - |
| Cermee | 51 200 | 52 400 | - | - | - | - |
| Bondowoso | 358 350 | 302 600 | 36 450 | 39 730 | 10 990 | 11 982 |

Lanjutan Tabel/Continued Table 5.1.5

| Kecamatan Subdistrict | Kunyit/Turmeric | | Temukunci | | Temulawak | |
|--------------------------|------------------|------------------|--------------|--------------|---------------|---------------|
| | 2021 | 2022 | 2021 | 2022 | 2021 | 2022 |
| (1) | (2) | (3) | (4) | (5) | (6) | (7) |
| Maesan | 25 000 | 5 000 | - | - | - | - |
| Grujugan | 15 000 | 6 000 | - | - | - | - |
| Tamanan | 14 400 | 18 000 | - | - | 1 250 | 2 000 |
| Jambesari Darus Sholah | 21 000 | 11 500 | - | - | - | - |
| Pujer | 7 000 | 7 800 | - | - | - | - |
| Tlogosari | 27 200 | 14 000 | - | - | 900 | 1 500 |
| Sukosari | 37 500 | 15 000 | 500 | 550 | - | 3 000 |
| Sumber Wringin | 31 000 | 13 000 | - | - | - | 6 000 |
| Tapen | 17 000 | 13 000 | - | - | - | 5 000 |
| Wonosari | 12 500 | 9 000 | - | - | - | - |
| Tenggarang | 6 000 | 5 000 | - | - | - | 3 000 |
| Bondowoso | 3 900 | 7 000 | - | - | 2 000 | 2 500 |
| Curahdami | 126 000 | 26 000 | 100 | 100 | 2 800 | 3 500 |
| Binakal | 61 000 | 40 000 | 200 | 700 | 20 000 | 20 000 |
| Pakem | 98 500 | 28 000 | - | - | 1 500 | 3 000 |
| Wringin | 105 300 | 35 000 | 4 500 | 6 500 | 15 000 | 15 000 |
| Tegalampel | 8 150 | 9 000 | - | - | 800 | 2 000 |
| Taman Krocok | 71 500 | 10 000 | 200 | 700 | 2 000 | 1 000 |
| Klabang | 904 000 | 27 000 | - | - | - | - |
| Ijen | - | 1 000 | - | - | - | - |
| Botolinggo | 762 000 | 84 000 | - | - | 5 500 | 2 500 |
| Prajejan | 908 000 | 43 000 | - | - | - | 3 000 |
| Cermee | 2 450 400 | 576 500 | - | - | - | - |
| Bondowoso | 5 712 350 | 1 003 800 | 5 500 | 8 550 | 51 750 | 73 000 |

Sumber/Source: BPS, Statistik Pertanian Hortikultura SPH-TBF/BPS-Statistics Indonesia, Agricultural Statistic for Horticulture SPH-TBF

Tabel
Table 5.1.6**Produksi Tanaman Biofarmaka Menurut Kecamatan dan Jenis Tanaman (kg) di Kabupaten Bondowoso, 2021 dan 2022*****Production of Medicinal Plants by Subdistrict and Kind of Plant in Bondowoso Regency, 2021 and 2022***

| Kecamatan Subdistrict | Jahe/Ginger | | Laos/Lengkuas/ Galanga | | Kencur East Indian Galangal | |
|--------------------------|------------------|----------------|---------------------------|----------------|--------------------------------|---------------|
| | 2021 | 2022 | 2021 | 2022 | 2021 | 2022 |
| (1) | (2) | (3) | (4) | (5) | (6) | (7) |
| Maesan | 65 000 | 29 710 | - | - | - | - |
| Grujugan | 55 341 | 2 605 | - | - | - | - |
| Tamanan | 57 350 | 5 240 | 3 755 | 4 266 | 111 | 119 |
| Jambesari Darus Sholah | 2 730 | 2 603 | - | 465 | - | - |
| Pujer | 3 400 | 5 250 | - | - | - | - |
| Tlogosari | 7 480 | 6 880 | 1 700 | 1 992 | - | 93 |
| Sukosari | 93 790 | 10 494 | - | 165 | - | - |
| Sumber Wringin | 85 320 | 132 600 | 5 125 | 10 108 | - | - |
| Tapen | 104 920 | 6 020 | 1 650 | 1 600 | - | - |
| Wonosari | 22 779 | 8 700 | 3 880 | 3 200 | 112 | 118 |
| Tenggarang | 37 840 | 2 625 | 1 280 | 1 585 | 29 | 28 |
| Bondowoso | 1 465 | 865 | - | - | 28 | 28 |
| Curahdami | 48 100 | 4 240 | 1 890 | 3 000 | - | 238 |
| Binakal | 65 480 | 15 210 | 30 550 | 30 700 | - | - |
| Pakem | 2 670 | 3 350 | 2 325 | 2 900 | - | 23 |
| Wringin | 44 950 | 22 176 | 8 260 | 8 062 | 570 | 1 208 |
| Tegalampel | - | 1 740 | 5 255 | 5 860 | - | - |
| Taman Krocok | 16 920 | 8 555 | 2 450 | 2 950 | - | - |
| Klabang | 143 000 | 43 000 | 47 250 | 48 900 | 8 640 | 8 580 |
| Ijen | - | 865 | - | - | - | - |
| Botolinggo | 145 320 | 86 870 | - | - | 855 | 960 |
| Prajejan | 128 500 | 26 100 | - | - | - | - |
| Cermee | 266 484 | 90 128 | - | - | - | - |
| Bondowoso | 1 398 839 | 515 826 | 115 370 | 125 753 | 10 345 | 11 395 |

Lanjutan Tabel/Continued Table 5.1.6

| Kecamatan Subdistrict | Kunyit/Turmeric | | Temukunci | | Temulawak | |
|--------------------------|-------------------|------------------|--------------|---------------|----------------|----------------|
| | 2021 | 2022 | 2021 | 2022 | 2021 | 2022 |
| (1) | (2) | (3) | (4) | (5) | (6) | (7) |
| Maesan | 56 050 | 11 500 | - | - | - | - |
| Grujugan | 49 050 | 13 500 | - | - | - | - |
| Tamanan | 45 028 | 40 500 | - | - | 3 915 | 5 980 |
| Jambesari Darus Sholah | 68 460 | 25 790 | - | - | - | - |
| Pujer | 19 720 | 17 592 | - | - | - | - |
| Tlogosari | 85 854 | 31 500 | - | - | 2 835 | 4 425 |
| Sukosari | 116 670 | 33 750 | 1 450 | 770 | - | 9 000 |
| Sumber Wringin | 98 730 | 29 250 | - | - | - | 17 540 |
| Tapen | 54 020 | 29 380 | - | - | - | 14 900 |
| Wonosari | 39 000 | 20 230 | - | - | - | - |
| Tenggarang | 19 320 | 11 250 | - | - | - | 8 640 |
| Bondowoso | 12 158 | 15 690 | - | - | 6 400 | 7 375 |
| Curahdami | 400 680 | 58 220 | 197 | 134 | 8 400 | 8 710 |
| Binakal | 155 790 | 87 640 | 396 | 1 060 | 54 750 | 57 150 |
| Pakem | 298 215 | 60 800 | - | - | 4 650 | 9 165 |
| Wringin | 308 753 | 73 900 | 5 385 | 11 015 | 43 500 | 42 870 |
| Tegalampel | 18 123 | 20 240 | - | - | 2 640 | 5 885 |
| Taman Krocok | 171 030 | 22 330 | 416 | 980 | 6 425 | 2 950 |
| Klabang | 2 911 790 | 60 410 | - | - | - | - |
| Ijen | - | 2 200 | - | - | - | - |
| Botolinggo | 2 463 780 | 187 650 | - | - | 16 150 | 7 250 |
| Prajejan | 2 905 600 | 96 490 | - | - | - | 8 760 |
| Cermee | 7 599 763 | 1 291 360 | - | - | - | - |
| Bondowoso | 17 897 584 | 2 241 172 | 7 844 | 13 959 | 149 665 | 210 600 |

Sumber/Source: BPS, Statistik Pertanian Hortikultura SPH-TBF/BPS-Statistics Indonesia, Agricultural Statistic for Horticulture SPH-TBF

Tabel 5.1.7 Luas Panen Tanaman Biofarmaka Menurut Jenis Tanaman (m²) di Kabupaten Bondowoso, 2019–2022
Table 5.1.7 *Harvested Area of Medicinal Plants by Kind of Plant (m²) in Bondowoso Regency, 2019–2022*

| Jenis Tanaman Kind of Plants | 2019 | 2020 | 2021 | 2022 |
|-------------------------------------|-----------|-----------|-----------|-----------|
| (1) | (2) | (3) | (4) | (5) |
| Jahe/ <i>Ginger</i> | 167 031 | 300 657 | 358 350 | 302 600 |
| Kencur/ <i>East Indian Galangal</i> | 8 240 | 11 037 | 10 990 | 11 982 |
| Kunyit/ <i>Turmeric</i> | 5 588 259 | 5 750 260 | 5 712 350 | 1 003 800 |
| Laos/ <i>Lengkuas/Galanga</i> | 20 049 | 31 052 | 36 450 | 39 730 |
| Temukunci | 610 | 17 810 | 5 500 | 8 550 |
| Temulawak | 18 600 | 10 960 | 51 750 | 73 000 |

Sumber/Source: BPS, Statistik Pertanian Hortikultura SPH-TBF/BPS-Statistics Indonesia, *Agricultural Statistic for Horticulture SPH-TBF*

Tabel 5.1.8 **Produksi Tanaman Biofarmaka Menurut Jenis Tanaman (kg) di Kabupaten Bondowoso, 2019–2022**
Table 5.1.8 **Production of Medicinal Plants by Kind of Plant (kg) in Bondowoso Regency, 2019–2022**

| Jenis Tanaman Kind of Plants | 2019 | 2020 | 2021 | 2022 |
|---------------------------------|------------|------------|------------|-----------|
| (1) | (2) | (3) | (4) | (5) |
| Jahe/Ginger | 831 588 | 2 074 684 | 1 398 839 | 515 826 |
| Kencur/East Indian Galangal | 8 176 | 10 539 | 10 345 | 11 395 |
| Kunyit/Turmeric | 26 517 871 | 24 480 244 | 17 897 584 | 2 241 172 |
| Laos/Lengkuas/Galanga | 82 185 | 133 449 | 115 370 | 125 753 |
| Temukunci | 1 962 | 35 350 | 7 844 | 13 959 |
| Temulawak | 55 640 | 33 655 | 149 665 | 210 600 |

Sumber/Source: BPS, Statistik Pertanian Hortikultura SPH-TBF/BPS-Statistics Indonesia, Agricultural Statistic for Horticulture SPH-TBF

Tabel
Table 5.1.9**Luas Panen Tanaman Hias Menurut Kecamatan dan Jenis Tanaman (m²) di Kabupaten Bondowoso, 2021 dan 2022**
Harvested Area of Ornamental Plants by Subdistrict and Kind of Plant (m²) in Bondowoso Regency, 2021 and 2022

| Kecamatan Subdistrict | Anggrek/ <i>Orchid</i> | | Krisan/ <i>Chrysantemum</i> | |
|--------------------------|------------------------|-----------|-----------------------------|-----------|
| | 2021 | 2022 | 2021 | 2022 |
| (1) | (2) | (3) | (4) | (5) |
| Maesan | - | 14 | - | - |
| Grujugan | - | - | - | - |
| Tamanan | - | - | - | - |
| Jambesari Darus Sholah | - | - | - | - |
| Pujer | - | - | - | - |
| Tlogosari | - | - | - | - |
| Sukosari | - | - | - | - |
| Sumber Wringin | - | 19 | 1 | 12 |
| Tapen | - | - | - | - |
| Wonosari | - | - | - | - |
| Tenggarang | - | - | - | - |
| Bondowoso | - | 12 | - | - |
| Curahdami | - | - | - | - |
| Binakal | - | - | - | - |
| Pakem | - | - | - | - |
| Wringin | - | - | - | - |
| Tegalampel | - | - | - | - |
| Taman Krocok | - | - | 3 | - |
| Klabang | - | - | - | - |
| Ijen | - | - | - | - |
| Botolinggo | - | 32 | - | - |
| Prajekan | 20 | 7 | - | - |
| Cermee | - | 2 | - | - |
| Bondowoso | 20 | 86 | 4 | 12 |

Lanjutan Tabel/Continued Table 5.1.9

| Kecamatan Subdistrict | Mawar/Rose | | Sedap Malam/ Tuberose | | Melati/Jasmine | |
|--------------------------|--------------|--------------|--------------------------|--------------|----------------|------------|
| | 2021 | 2022 | 2021 | 2022 | 2021 | 2022 |
| (1) | (6) | (7) | (8) | (9) | (10) | (11) |
| Maesan | 40 | 20 | 20 | 33 | 14 | 14 |
| Grujugan | 430 | 430 | 430 | 221 | 12 | - |
| Tamanan | 155 | 105 | 105 | 98 | 27 | 30 |
| Jambesari Darus Sholah | 75 | 51 | 51 | 60 | 14 | - |
| Pujer | 100 | 61 | 61 | 45 | 19 | - |
| Tlogosari | 196 | 44 | 44 | 161 | 20 | 22 |
| Sukosari | 58 | 28 | 28 | 42 | 16 | 30 |
| Sumber Wringin | 2 003 | 1 399 | 1 399 | 1 254 | 19 | 33 |
| Tapen | 11 | 9 | 9 | 21 | 14 | 9 |
| Wonosari | 99 | 38 | 38 | 35 | 19 | 19 |
| Tenggarang | 74 | 52 | 52 | 39 | 36 | 36 |
| Bondowoso | 291 | 155 | 155 | 118 | 105 | 114 |
| Curahdami | 47 | 34 | 34 | 30 | - | - |
| Binakal | 249 | 116 | 116 | 193 | 126 | 141 |
| Pakem | 88 | 49 | 49 | 42 | - | - |
| Wringin | - | - | - | 6 | - | - |
| Tegalampel | 115 | 88 | 88 | 88 | 51 | 61 |
| Taman Krocok | 69 | 26 | 26 | 25 | 2 | 2 |
| Klabang | 66 | 28 | 28 | 32 | - | - |
| Ijen | - | - | - | - | - | - |
| Botolinggo | 75 | 25 | 25 | 71 | 33 | 21 |
| Prajejan | - | 49 | 49 | 12 | 12 | 22 |
| Cermee | 10 | 32 | 32 | 38 | 31 | 22 |
| Bondowoso | 4 251 | 2 839 | 2 839 | 2 664 | 570 | 576 |

Sumber/Source: BPS, Statistik Pertanian Hortikultura SPH-TH/BPS-Statistics Indonesia, Agricultural Statistik for Horticulture SPH-TH

Tabel
Table 5.1.10**Produksi Tanaman Hias Menurut Kecamatan dan Jenis Tanaman (tangkai) di Kabupaten Bondowoso, 2021 dan 2022*****Production of Ornamental Plants by Subdistrict and Kind of Plant (stalks) in Bondowoso Regency, 2021 and 2022***

| Kecamatan Subdistrict | Anggrek/ <i>Orchid</i> | | Krisan/ <i>Chrysantemum</i> | |
|--------------------------|------------------------|------------|-----------------------------|------------|
| | 2021 | 2022 | 2021 | 2022 |
| (1) | (2) | (3) | (4) | (5) |
| Maesan | - | 14 | - | - |
| Grujugan | - | - | - | - |
| Tamanan | - | - | - | - |
| Jambesari Darus Sholah | - | - | - | - |
| Pujer | - | - | - | - |
| Tlogosari | - | - | - | - |
| Sukosari | - | - | - | - |
| Sumber Wringin | - | 46 | 20 | 240 |
| Tapen | - | - | - | - |
| Wonosari | - | - | - | - |
| Tenggarang | - | - | - | - |
| Bondowoso | - | 12 | - | - |
| Curahdami | - | - | - | - |
| Binakal | - | - | - | - |
| Pakem | - | - | - | - |
| Wringin | - | - | - | - |
| Tegalampel | - | - | - | - |
| Taman Krocok | - | - | 3 | - |
| Klabang | - | - | - | - |
| Ijen | - | - | - | - |
| Botolinggo | - | 32 | - | - |
| Prajekan | 20 | 7 | - | - |
| Cermee | - | 2 | - | - |
| Bondowoso | 20 | 113 | 23 | 240 |

Lanjutan Tabel/Continued Table 5.1.10

| Kecamatan Subdistrict | Mawar/Rose | | Sedap Malam/ Tuberose | | Melati/Jasmine | |
|--------------------------|----------------|----------------|--------------------------|--------------|----------------|--------------|
| | 2021 | 2022 | 2021 | 2022 | 2021 | 2022 |
| (1) | (6) | (7) | (8) | (9) | (10) | (11) |
| Maesan | 1 464 | 1 318 | - | - | 4 | 4 |
| Grujugan | 10 465 | 12 059 | - | - | - | 3 |
| Tamanan | 4 231 | 4 754 | - | - | 13 | 16 |
| Jambesari Darus Sholah | 2 486 | 2 737 | - | - | - | 4 |
| Pujer | 2 920 | 2 885 | - | - | - | 6 |
| Tlogosari | 2 260 | 6 740 | - | - | 9 | 17 |
| Sukosari | 2 244 | 2 478 | - | 540 | 24 | 147 |
| Sumber Wringin | 80 095 | 78 633 | 1 083 | 115 | 26 | 444 |
| Tapen | 499 | 882 | - | - | 4 | 20 |
| Wonosari | 1 294 | 1 634 | - | - | 17 | 554 |
| Tenggarang | 1 428 | 1 098 | 228 | - | 13 | 72 |
| Bondowoso | 3 365 | 7 999 | 252 | - | 54 | 126 |
| Curahdami | 690 | 1 065 | - | - | - | - |
| Binakal | 4 365 | 7 980 | - | - | 74 | 66 |
| Pakem | 1 286 | 1 801 | - | - | - | - |
| Wringin | - | 148 | - | - | - | - |
| Tegalampel | 3 216 | 2 820 | - | - | 36 | 24 |
| Taman Krocok | 882 | 1 026 | - | - | 5 | 7 |
| Klabang | 1 259 | 1 566 | - | - | - | - |
| Ijen | - | - | - | - | - | - |
| Botolinggo | 529 | 1 685 | - | 1 530 | 9 | 18 |
| Prajekan | 1 112 | 394 | - | - | 10 | 8 |
| Cermee | 923 | 1 298 | - | - | 8 | 16 |
| Bondowoso | 127 013 | 143 000 | 1 563 | 2 185 | 306 | 1 552 |

Sumber/Source: BPS, Statistik Pertanian Hortikultura SPH-TH/BPS-Statistics Indonesia, Agricultural Statistik for Horticulture SPH-TH

Tabel 5.1.11 Luas Panen Tanaman Hias Menurut Jenis Tanaman (m²) di Kabupaten Bondowoso, 2019–2022
Table 5.1.11 Harvested Area of Ornamental Plants by Kind of Plant (m²) in Bondowoso Regency, 2019–2022

| Jenis Tanaman Kind of Plants | 2019 | 2020 | 2021 | 2022 |
|---------------------------------|-------|-------|-------|-------|
| (1) | (2) | (3) | (4) | (5) |
| Anggrek/ <i>Orchid</i> | ... | ... | 20 | 86 |
| Krisan/ <i>Chrysantemum</i> | - | - | 4 | 12 |
| Mawar/ <i>Rose</i> | 2 177 | 4 251 | 2 839 | 2 664 |
| Sedap Malam/ <i>Tuberose</i> | 47 | 133 | 60 | 88 |
| Melati | 596 | 637 | 576 | 570 |

Sumber/Source: BPS, Statistik Pertanian Hortikultura SPH-TH/BPS-Statistics Indonesia, Agricultural Statistik for Horticulture SPH-TH

Tabel
Table 5.1.12

**Produksi Tanaman Hias Menurut Jenis Tanaman (tangkai)
di Kabupaten Bondowoso, 2019–2022**
*Production of Ornamental Plants by Kind of Plant (stalks) in
Bondowoso Regency, 2019–2022*

| Jenis Tanaman Kind of Plants | 2019 | 2020 | 2021 | 2022 |
|---------------------------------|---------|---------|---------|---------|
| (1) | (2) | (3) | (4) | (5) |
| Anggrek/ <i>Orchid</i> | ... | ... | 20 | 113 |
| Krisan/ <i>Chrysantemum</i> | - | - | 23 | 240 |
| Mawar/ <i>Rose</i> | 247 101 | 219 012 | 127 013 | 143 000 |
| Sedap Malam/ <i>Tuberose</i> | 1 401 | 178 | 1 563 | 2 185 |
| Melati | 8 149 | 2 340 | 306 | 1 552 |

Sumber/Source: BPS, Statistik Pertanian Hortikultura SPH-TH/BPS-Statistics Indonesia, Agricultural Statistik for Horticulture SPH-TH

Tabel
Table 5.1.13**Produksi Buah-buahan Menurut Kecamatan dan Jenis Tanaman (kuintal) di Kabupaten Bondowoso, 2021 dan 2022*****Production of Fruits by Subdistrict and Kind of Plant (quintal) in Bondowoso Regency, 2021 and 2022***

| Kecamatan Subdistrict | Mangga/Mango | | Durian/Durian | |
|--------------------------|----------------|----------------|---------------|----------------|
| | 2021 | 2022 | 2021 | 2022 |
| (1) | (2) | (3) | (4) | (5) |
| Maesan | 25 750 | 28 165 | 16 307 | 15 243 |
| Grujugan | 51 040 | 38 130 | 3 186 | 3 178 |
| Tamanan | 20 795 | 19 513 | 4 400 | 5 717 |
| Jambesari Darus Sholah | 37 481 | 12 443 | 684 | 944 |
| Pujer | 10 674 | 8 737 | 8 174 | 8 172 |
| Tlogosari | 13 438 | 16 540 | 27 447 | 15 005 |
| Sukosari | 9 378 | 13 390 | 7 085 | 7 514 |
| Sumber Wringin | 13 718 | 17 277 | 1 350 | 2 418 |
| Tapen | 35 797 | 42 656 | 259 | 342 |
| Wonosari | 39 461 | 40 889 | 365 | 423 |
| Tenggarang | 26 049 | 29 455 | 654 | 981 |
| Bondowoso | 38 189 | 40 335 | 522 | 834 |
| Curahdami | 45 873 | 42 277 | 1 573 | 1 597 |
| Binakal | 6 253 | 6 232 | 3 947 | 4 881 |
| Pakem | 20 353 | 22 217 | 3 043 | 17 143 |
| Wringin | 27 170 | 30 015 | 15 755 | 19 637 |
| Tegalampel | 27 198 | 31 462 | 1 286 | 1 446 |
| Taman Krocok | 78 103 | 67 009 | 321 | 327 |
| Klabang | 66 740 | 45 775 | 632 | 578 |
| Ijen | 27 | 21 | - | - |
| Botolinggo | 49 971 | 42 859 | 133 | 133 |
| Prajekan | 73 659 | 91 472 | - | - |
| Cermee | 97 581 | 108 242 | 38 | 38 |
| Bondowoso | 814 698 | 795 113 | 97 160 | 106 550 |

Lanjutan Tabel/Continued Table 5.1.13

| Kecamatan Subdistrict | Jeruk Siam/Orange/Tangerine | | Pisang/Banana | |
|--------------------------|-----------------------------|------------|----------------|----------------|
| | 2021 | 2022 | 2021 | 2022 |
| (1) | (6) | (7) | (8) | (9) |
| Maesan | 11 | 11 | 13 483 | 11 355 |
| Grujugan | - | - | 36 753 | 36 015 |
| Tamanan | 63 | 66 | 49 647 | 49 477 |
| Jambesari Darus Sholah | - | - | 15 660 | 14 539 |
| Pujer | - | - | 13 732 | 13 790 |
| Tlogosari | - | - | 40 086 | 27 108 |
| Sukosari | 124 | 120 | 7 379 | 7 637 |
| Sumber Wringin | 105 | 116 | 9 471 | 9 043 |
| Tapen | 52 | 55 | 30 986 | 30 518 |
| Wonosari | 17 | 18 | 18 609 | 19 014 |
| Tenggarang | 26 | 26 | 4 202 | 5 424 |
| Bondowoso | 4 | 4 | 7 414 | 7 413 |
| Curahdami | - | - | 18 132 | 18 019 |
| Binakal | - | - | 32 897 | 33 695 |
| Pakem | - | 7 | 39 888 | 41 872 |
| Wringin | - | - | 12 639 | 12 093 |
| Tegalampel | - | - | 21 988 | 21 992 |
| Taman Krocok | - | - | 2 125 | 2 140 |
| Klabang | 7 | 7 | 48 913 | 49 731 |
| Ijen | 472 | 472 | 1 146 | 1 121 |
| Botolinggo | - | - | 31 172 | 32 204 |
| Prajejan | - | - | 19 469 | 17 151 |
| Cermee | 3 | 3 | 24 867 | 27 633 |
| Bondowoso | 885 | 906 | 500 658 | 488 982 |

Lanjutan Tabel/Continued Table 5.1.13

| Kecamatan Subdistrict | Pepaya/Papaya | | Salak/Salacca | |
|--------------------------|---------------|---------------|---------------|--------------|
| | 2021 | 2022 | 2021 | 2022 |
| (1) | (10) | (11) | (12) | (13) |
| Maesan | 509 | 511 | 51 | 52 |
| Grujugan | 15 612 | 8 545 | 216 | 216 |
| Tamanan | 3 673 | 3 657 | 1 328 | 1 333 |
| Jambesari Darus Sholah | 581 | 591 | 414 | 1 133 |
| Pujer | 1 800 | 1 835 | 184 | 190 |
| Tlogosari | 544 | 559 | 26 | 42 |
| Sukosari | 596 | 604 | 343 | 347 |
| Sumber Wringin | 889 | 899 | 63 | 66 |
| Tapen | 672 | 673 | 16 | 16 |
| Wonosari | 1 437 | 1 552 | 348 | 357 |
| Tenggarang | 1 179 | 1 179 | 110 | 110 |
| Bondowoso | 1 331 | 1 344 | 59 | 59 |
| Curahdami | 614 | 614 | 845 | 819 |
| Binakal | 884 | 916 | 100 | 100 |
| Pakem | 425 | 426 | 9 | 11 |
| Wringin | 514 | 641 | 11 | 16 |
| Tegalampel | 2 207 | 2 246 | 9 | 10 |
| Taman Krocok | 545 | 564 | 34 | 40 |
| Klabang | 488 | 478 | 10 | 22 |
| Ijen | 59 | 59 | - | - |
| Botolinggo | 1 258 | 1 294 | 16 | 17 |
| Prajejan | 2 790 | 2 805 | 138 | 129 |
| Cermee | 335 | 348 | 8 | 7 |
| Bondowoso | 38 942 | 32 342 | 4 337 | 5 091 |

Lanjutan Tabel/Continued Table 5.1.13

| Kecamatan Subdistrict | Alpukat/Avocado | | Nangka/Cempedak/Jackfruit | |
|--------------------------|-----------------|---------------|---------------------------|---------------|
| | 2021 | 2022 | 2021 | 2022 |
| (1) | (10) | (11) | (12) | (13) |
| Maesan | 2 253 | 3 322 | 2 133 | 2 150 |
| Grujugan | 396 | 416 | 1 841 | 2 238 |
| Tamanan | 346 | 378 | 2 047 | 2 544 |
| Jambesari Darus Sholah | 319 | 348 | 716 | 725 |
| Pujer | 1 155 | 984 | 1 233 | 1 200 |
| Tlogosari | 7 279 | 7 802 | 766 | 893 |
| Sukosari | 5 230 | 5 967 | 834 | 842 |
| Sumber Wringin | 13 687 | 11 311 | 542 | 547 |
| Tapen | 1 592 | 1 779 | 671 | 681 |
| Wonosari | 528 | 539 | 5 339 | 6 195 |
| Tenggarang | 163 | 163 | 258 | 445 |
| Bondowoso | 3 932 | 3 216 | 135 | 161 |
| Curahdami | 2 824 | 2 717 | 1 645 | 1 681 |
| Binakal | 1 705 | 1 786 | 2 453 | 2 476 |
| Pakem | 532 | 455 | 14 399 | 14 437 |
| Wringin | 1 242 | 757 | 38 120 | 36 675 |
| Tegalampel | 322 | 411 | 5 500 | 5 493 |
| Taman Krocok | 483 | 460 | 4 691 | 4 236 |
| Klabang | 451 | 419 | 1 063 | 1 072 |
| Ijen | 7 495 | 9 120 | 104 | 104 |
| Botolinggo | 685 | 665 | 1 225 | 1 246 |
| Prajeakan | 246 | 265 | 1 832 | 2 493 |
| Cermee | 417 | 471 | 2 109 | 2 872 |
| Bondowoso | 53 282 | 53 749 | 89 655 | 91 408 |

Sumber/Source: BPS, Statistik Pertanian Hortikultura SPH-BST/BPS-Statistics Indonesia, Agricultural Statistic for Horticulture SPH-BST

Tabel
Table 5.1.14**Produksi Buah–Buahan dan Sayuran Tahunan Menurut
Jenis Tanaman (ton) di Kabupaten Bondowoso, 2019–
2022**
*Production of Annual Fruits and Vegetables by Kind of Plant
(ton) in Bondowoso Regency, 2019–2022*

| Jenis Tanaman <i>Kind of Plants</i> | 2019 | 2020 | 2021 | 2022 |
|--|---------|---------|---------|---------|
| (1) | (2) | (3) | (4) | (5) |
| Buah–Buahan/Fruits: | | | | |
| Durian/ <i>Durian</i> | 111 968 | 60 422 | 97 160 | 106 550 |
| Jeruk Siam/Keprok/ <i>Orange/Tangerine</i> | 1 257 | 901 | 885 | 906 |
| Mangga/ <i>Mango</i> | 446 420 | 750 573 | 814 698 | 795 113 |
| Pepaya/ <i>Papaya</i> | 21 871 | 31 411 | 38 942 | 32 342 |
| Pisang/ <i>Banana</i> | 268 512 | 471 624 | 500 658 | 488 982 |
| Salak/ <i>Snakefruit</i> | 4 249 | 4 329 | 4 337 | 5 091 |
| Alpukat/ <i>Avocado</i> | 47 569 | 56 436 | 53 282 | 53 749 |
| Nangka/Cempedak | 85 001 | 89 404 | 89 655 | 91 408 |

Sumber/Source: BPS, Statistik Pertanian Hortikultura SPH-BST/BPS-Statistics Indonesia, *Agricultural Statistic for Horticulture SPH-BST*

**5.2 PERKEBUNAN
ESTATE CROPS**

Tabel 5.2.1 Luas Areal Tanaman Perkebunan Menurut Kecamatan dan Jenis Tanaman di Kabupaten Bondowoso (ha), 2021 dan 2022
Planted Area of Estate Crops by Subdistrict and Type of Crops in Bondowoso Regency (ha), 2021 dan 2022

| Kecamatan Subdistrict | Tebu/Sugar cane | | Kelapa/Coconut | |
|--------------------------|-----------------|------|----------------|------|
| | 2021 | 2022 | 2021 | 2022 |
| (1) | (2) | (3) | (4) | (5) |
| Maesan | ... | ... | ... | ... |
| Grujugan | ... | ... | ... | ... |
| Tamanan | ... | ... | ... | ... |
| Jambesari Darus Sholah | ... | ... | ... | ... |
| Pujer | ... | ... | ... | ... |
| Tlogosari | ... | ... | ... | ... |
| Sukosari | ... | ... | ... | ... |
| Sumber Wringin | ... | ... | ... | ... |
| Tapen | ... | ... | ... | ... |
| Wonosari | ... | ... | ... | ... |
| Tenggarang | ... | ... | ... | ... |
| Bondowoso | ... | ... | ... | ... |
| Curahdami | ... | ... | ... | ... |
| Binakal | ... | ... | ... | ... |
| Pakem | ... | ... | ... | ... |
| Wringin | ... | ... | ... | ... |
| Tegalampel | ... | ... | ... | ... |
| Taman Krocok | ... | ... | ... | ... |
| Klabang | ... | ... | ... | ... |
| Ijen | - | - | - | - |
| Botolinggo | ... | ... | ... | ... |
| Prajeakan | ... | ... | ... | ... |
| Cermee | ... | ... | ... | ... |
| Bondowoso | ... | ... | ... | ... |

Lanjutan Tabel/*Continued Table 5.2.1*

| Kecamatan Subdistrict | Kopi Robusta Luar Kawasan Hutan | | Kopi Robusta Dalam Kawasan Hutan | |
|--------------------------|------------------------------------|------------|-------------------------------------|------------|
| | 2021 | 2022 | 2021 | 2022 |
| (1) | (6) | (7) | (8) | (9) |
| Maesan | 100,00 | ... | 1 203,00 | ... |
| Grujugan | 18,00 | ... | 160,00 | ... |
| Tamanan | 7,00 | ... | - | ... |
| Jambesari Darus Sholah | - | ... | - | ... |
| Pujer | - | ... | - | ... |
| Tlogosari | 310,00 | ... | 874,00 | ... |
| Sukosari | 10,00 | ... | - | ... |
| Sumber Wringin | 571,00 | ... | 1 470,00 | ... |
| Tapen | - | ... | - | ... |
| Wonosari | - | ... | - | ... |
| Tenggarang | - | ... | - | ... |
| Bondowoso | - | ... | - | ... |
| Curahdami | 8,00 | ... | 18,00 | ... |
| Binakal | 8,00 | ... | 3,00 | ... |
| Pakem | 23,00 | ... | - | ... |
| Wringin | - | ... | - | ... |
| Tegalampel | 15,00 | ... | - | ... |
| Taman Krocok | 7,00 | ... | 3,00 | ... |
| Klabang | 35,00 | ... | 366,00 | ... |
| Ijen | - | - | - | - |
| Botolinggo | 30,00 | ... | 211,00 | ... |
| Prajekan | - | ... | - | ... |
| Cermee | 8,00 | ... | 8,00 | ... |
| Bondowoso | 1 150,00 | ... | 4 316,00 | ... |

Lanjutan Tabel/Continued Table 5.2.1

| Kecamatan Subdistrict | Kopi Arabika Luar Kawasan Hutan | | Kopi Arabika Dalam Kawasan Hutan | |
|--------------------------|------------------------------------|------------|-------------------------------------|------------|
| | 2021 | 2022 | 2021 | 2022 |
| (1) | (10) | (11) | (12) | (13) |
| Maesan | 75,00 | ... | 503,00 | ... |
| Grujugan | - | ... | 40,00 | ... |
| Tamanan | - | ... | - | ... |
| Jambesari Darus Sholah | - | ... | - | ... |
| Pujer | - | ... | - | ... |
| Tlogosari | - | ... | 100,00 | ... |
| Sukosari | - | ... | - | ... |
| Sumber Wringin | 165,00 | ... | 4 430,00 | ... |
| Tapen | - | ... | - | ... |
| Wonosari | - | ... | - | ... |
| Tenggarang | - | ... | - | ... |
| Bondowoso | - | ... | - | ... |
| Curahdami | - | ... | - | ... |
| Binakal | - | ... | 60,00 | ... |
| Pakem | 63,00 | ... | 132,00 | ... |
| Wringin | - | ... | - | ... |
| Tegalampel | - | ... | - | ... |
| Taman Krocok | 10,00 | ... | 3,00 | ... |
| Klabang | 9,00 | ... | - | ... |
| Ijen | - | - | 632,00 | - |
| Botolinggo | 71,00 | ... | 1 575,00 | ... |
| Prajekan | - | ... | - | ... |
| Cermee | 41,00 | ... | 274,00 | ... |
| Bondowoso | 434,00 | ... | 7 749,00 | ... |

Lanjutan Tabel/*Continued Table* 5.2.1

| Kecamatan <i>Subdistrict</i> | Tembakau Jawa/Rajangan/ <i>Tobacco</i> | | Tembakau Kasturi/ <i>Tobacco</i> | |
|---------------------------------|---|------------|----------------------------------|------------|
| | 2021 | 2022 | 2021 | 2022 |
| (1) | (14) | (15) | (16) | (17) |
| Maesan | 940,00 | ... | 53,00 | ... |
| Grujugan | 819,00 | ... | 108,00 | ... |
| Tamanan | - | ... | 507,00 | ... |
| Jambesari Darus Sholah | 83,00 | ... | 253,00 | ... |
| Pujer | - | ... | 41,00 | ... |
| Tlogosari | - | ... | 91,00 | ... |
| Sukosari | 45,16 | ... | - | ... |
| Sumber Wringin | 15,00 | ... | - | ... |
| Tapen | - | ... | 43,00 | ... |
| Wonosari | - | ... | 202,00 | ... |
| Tenggarang | 365,00 | ... | 56,00 | ... |
| Bondowoso | 470,00 | ... | - | ... |
| Curahdami | 477,00 | ... | - | ... |
| Binakal | 76,00 | ... | - | ... |
| Pakem | 503,00 | ... | - | ... |
| Wringin | 478,00 | ... | - | ... |
| Tegalampel | 144,00 | ... | - | ... |
| Taman Krocok | 282,00 | ... | - | ... |
| Klabang | - | ... | - | ... |
| Ijen | - | - | - | - |
| Botolinggo | - | ... | 65,00 | ... |
| Prajeakan | 218,00 | ... | 29,80 | ... |
| Cermee | - | ... | - | ... |
| Bondowoso | 4 915,16 | ... | 1 448,80 | ... |

Sumber/*Source*: Dinas Pertanian dan Ketahanan Pangan Kabupaten Bondowoso/ *Agriculture and Food Security Service of Bondowoso Regency*

Tabel
Table 5.2.2

Produksi Perkebunan Menurut Kecamatan dan Jenis Tanaman di Kabupaten Bondowoso (ton), 2021 dan 2022
Production of Estate by Subdistrict and Type of Crops in Bondowoso Regency (ton), 2021 and 2022

| Kecamatan Subdistrict | Tebu/Sugar cane | | Kelapa/Coconut | |
|--------------------------|-------------------|-------------------|----------------|------------|
| | 2021 | 2022 | 2021 | 2022 |
| (1) | (2) | (3) | (4) | (5) |
| Maesan | 4 094,52 | 4 094,52 | ... | ... |
| Grujugan | 5 882,40 | 5 882,40 | ... | ... |
| Tamanan | 54 725,16 | 54 725,16 | ... | ... |
| Jambesari Darus Sholah | 10 902,28 | 10 902,28 | ... | ... |
| Pujer | 10 399,25 | 10 399,25 | ... | ... |
| Tlogosari | 34 863,82 | 34 863,82 | ... | ... |
| Sukosari | 36 742,64 | 36 742,64 | ... | ... |
| Sumber Wringin | 24 051,89 | 24 051,89 | ... | ... |
| Tapen | 107 841,28 | 107 841,28 | ... | ... |
| Wonosari | 29 169,12 | 29 169,12 | ... | ... |
| Tenggarang | 1 453,50 | 1 453,50 | ... | ... |
| Bondowoso | 381,92 | 381,92 | ... | ... |
| Curahdami | 5 894,59 | 5 894,59 | ... | ... |
| Binakal | - | - | ... | ... |
| Pakem | - | - | ... | ... |
| Wringin | 1 537,70 | 1 537,70 | ... | ... |
| Tegalampel | 5 941,10 | 5 941,10 | ... | ... |
| Taman Krocok | 25 978,55 | 25 978,55 | ... | ... |
| Klabang | 2 240,15 | 2 240,15 | ... | ... |
| Ijen | - | - | - | - |
| Botolinggo | 12 164,68 | 12 164,68 | ... | ... |
| Prajejan | 7 265,72 | 7 265,72 | ... | ... |
| Cermee | 24 897,91 | 24 897,91 | ... | ... |
| Bondowoso | 406 428,18 | 406 428,18 | ... | ... |

Lanjutan Tabel/*Continued Table 5.2.2*

| Kecamatan Subdistrict | Kopi Robusta Luar Kawasan Hutan | | Kopi Robusta Dalam Kawasan Hutan | |
|--------------------------|------------------------------------|------|-------------------------------------|------|
| | 2021 | 2022 | 2021 | 2022 |
| (1) | (6) | (7) | (8) | (9) |
| Maesan | ... | ... | 792,78 | ... |
| Grujugan | ... | ... | 108,20 | ... |
| Tamanan | ... | ... | - | ... |
| Jambesari Darus Sholah | ... | ... | - | ... |
| Pujer | ... | ... | - | ... |
| Tlogosari | ... | ... | 563,12 | ... |
| Sukosari | ... | ... | - | ... |
| Sumber Wringin | ... | ... | 966,67 | ... |
| Tapen | ... | ... | - | ... |
| Wonosari | ... | ... | - | ... |
| Tenggarang | ... | ... | - | ... |
| Bondowoso | ... | ... | - | ... |
| Curahdami | ... | ... | 11,64 | ... |
| Binakal | ... | ... | 1,95 | ... |
| Pakem | ... | ... | - | ... |
| Wringin | ... | ... | - | ... |
| Tegalampel | ... | ... | - | ... |
| Taman Krocok | ... | ... | 1,93 | ... |
| Klabang | ... | ... | 237,11 | ... |
| Ijen | - | - | - | - |
| Botolinggo | ... | ... | 136,10 | ... |
| Prajejan | ... | ... | - | ... |
| Cermee | ... | ... | 5,27 | ... |
| Bondowoso | ... | ... | 2 824,77 | ... |

Lanjutan Tabel/*Continued Table 5.2.2*

| Kecamatan Subdistrict | Kopi Arabika Luar Kawasan Hutan | | Kopi Arabika Dalam Kawasan Hutan | |
|--------------------------|------------------------------------|------|-------------------------------------|------|
| | 2021 | 2022 | 2021 | 2022 |
| (1) | (10) | (11) | (12) | (13) |
| Maesan | ... | ... | ... | ... |
| Grujugan | ... | ... | ... | ... |
| Tamanan | ... | ... | ... | ... |
| Jambesari Darus Sholah | ... | ... | ... | ... |
| Pujer | ... | ... | ... | ... |
| Tlogosari | ... | ... | ... | ... |
| Sukosari | ... | ... | ... | ... |
| Sumber Wringin | ... | ... | ... | ... |
| Tapen | ... | ... | ... | ... |
| Wonosari | ... | ... | ... | ... |
| Tenggarang | ... | ... | ... | ... |
| Bondowoso | ... | ... | ... | ... |
| Curahdami | ... | ... | ... | ... |
| Binakal | ... | ... | ... | ... |
| Pakem | ... | ... | ... | ... |
| Wringin | ... | ... | ... | ... |
| Tegalampel | ... | ... | ... | ... |
| Taman Krocok | ... | ... | ... | ... |
| Klabang | ... | ... | ... | ... |
| Ijen | - | ... | - | ... |
| Botolinggo | ... | ... | ... | ... |
| Prajejan | ... | ... | ... | ... |
| Cermee | ... | ... | ... | ... |
| Bondowoso | ... | ... | ... | ... |

Lanjutan Tabel/*Continued Table* 5.2.2

| Kecamatan <i>Subdistrict</i> | Tembakau Jawa/Rajangan/ <i>Tobacco</i> | | Tembakau Kasturi/ <i>Tobacco</i> | |
|---------------------------------|---|------------|----------------------------------|------------|
| | 2021 | 2022 | 2021 | 2022 |
| (1) | (14) | (15) | (16) | (17) |
| Maesan | 1 222,00 | ... | 84,80 | ... |
| Grujugan | 890,35 | ... | 168,49 | ... |
| Tamanan | - | ... | 760,50 | ... |
| Jambesari Darus Sholah | 121,25 | ... | 379,50 | ... |
| Pujer | - | ... | 29,00 | ... |
| Tlogosari | - | ... | 136,50 | ... |
| Sukosari | 48,48 | ... | - | ... |
| Sumber Wringin | 11,25 | ... | - | ... |
| Tapen | - | ... | 47,30 | ... |
| Wonosari | - | ... | 234,20 | ... |
| Tenggarang | 565,50 | ... | 145,60 | ... |
| Bondowoso | 1 072,30 | ... | - | ... |
| Curahdami | 414,00 | ... | - | ... |
| Binakal | 83,60 | ... | - | ... |
| Pakem | 568,40 | ... | - | ... |
| Wringin | 454,10 | ... | - | ... |
| Tegalampel | 150,80 | ... | - | ... |
| Taman Krocok | 242,96 | ... | - | ... |
| Klabang | 2,90 | ... | - | ... |
| Ijen | - | ... | - | ... |
| Botolinggo | - | ... | 66,40 | ... |
| Prajejan | 272,14 | ... | - | ... |
| Cermee | - | ... | 44,65 | ... |
| Bondowoso | 6 120,03 | ... | 2 096,94 | ... |

Sumber/*Source*: Dinas Pertanian dan Ketahanan Pangan Kabupaten Bondowoso / *Agriculture and Food Security Service of Bondowoso Regency*

**5.3 TANAMAN PANGAN
FOOD CROPS**

Tabel 5.3.1 Luas Panen, Produksi dan Produktivitas Padi Menurut Kecamatan di Kabupaten Bondowoso (ha), 2022
Harvested Area, Production and Productivity of Paddy by Subdistrict in Bondowoso Regency (ha), 2022

| Kecamatan Subdistrict | Luas Panen (ha) Harvested Area | Produksi (ton) Production (ton) | Produktivitas(ton/ ha) Productivity (ton/ha) |
|--------------------------|-----------------------------------|------------------------------------|--|
| (1) | (2) | (3) | (4) |
| Maesan | 3 717 | 22 890 | 6,158 |
| Grujugan | 3 016 | 18 894 | 6,264 |
| Tamanan | 3 489 | 21 886 | 6,273 |
| Jambesari Darus Sholah | 3 282 | 20 149 | 6,139 |
| Pujer | 6 104 | 39 473 | 6,466 |
| Tlogosari | 5 697 | 36 714 | 6,445 |
| Sukosari | 3 000 | 18 411 | 6,137 |
| Sumber Wringin | 3 611 | 22 079 | 6,114 |
| Tapen | 6 878 | 44 454 | 6,463 |
| Wonosari | 5 172 | 33 507 | 6,478 |
| Tenggarang | 3 989 | 25 867 | 6,485 |
| Bondowoso | 2 291 | 14 373 | 6,273 |
| Curahdami | 2 605 | 14 153 | 5,432 |
| Binakal | 2 140 | 11 571 | 5,407 |
| Pakem | 2 971 | 15 472 | 5,208 |
| Wringin | 2 064 | 10 703 | 5,185 |
| Tegalampel | 1 545 | 9 416 | 6,094 |
| Taman Krocok | 663 | 3 928 | 5,926 |
| Klabang | 3 262 | 20 029 | 6,140 |
| Ijen | - | - | - |
| Botolinggo | 2 057 | 12 593 | 6,121 |
| Prajekan | 2 616 | 16 098 | 6,153 |
| Cermee | 4 423 | 27 765 | 6,278 |
| Bondowoso | 74 594 | 460 425 | 6,172 |

Sumber/Source: Dinas Pertanian dan Ketahanan Pangan Kabupaten Bondowoso/ Agriculture and Food Security Service of Bondowoso Regency

Tabel
Table 5.3.2**Persediaan dan Pengeluaran Beras per Bulan (kg) di
Kabupaten Bondowoso, 2022**
**Monthly Stocks and Rice Output (kg) in Bondowoso
Regency, 2022**

| Bulan Month | Persediaan Awal Initial Inventory | Pemasukan Income | Persediaan Dikuasai Inventory Mastered | Pengeluaran Spending | Persediaan Akhir Last Stock |
|-----------------------|--|---------------------|---|-------------------------|-----------------------------------|
| (1) | (2) | (3) | (4) | (5) | (6) |
| Januari / January | 12 404 550,00 | 75 272,00 | 12 479 822,00 | 152 872,00 | 12 326 950,00 |
| Februari / February | 12 326 950,00 | 138 042,49 | 12 326 950,00 | - | 12 326 950,00 |
| Maret / March | 12 326 950,00 | 207 400,00 | 12 464 992,49 | 43 596,20 | 12 421 396,29 |
| April / April | 12 421 396,29 | 44 500,00 | 12 628 796,29 | - | 12 628 796,29 |
| Mei / May | 12 628 796,29 | 141 050,21 | 12 673 296,29 | - | 12 673 296,29 |
| Juni / June | 12 673 296,29 | 485 600,00 | 12 814 346,50 | - | 12 814 346,50 |
| Juli / July | 12 814 346,50 | 4 378 684,00 | 13 299 946,50 | 536 796,50 | 12 763 150,00 |
| Agustus / August | 12 763 150,00 | 3 345 996,00 | 17 141 834,00 | 1 590 900,00 | 15 550 934,00 |
| September / September | 15 550 934,00 | 1 150 571,00 | 18 896 930,00 | 2 907 290,50 | 15 989 639,50 |
| Oktober / October | 15 989 639,50 | 5 387 920,00 | 17 140 210,50 | 2 815 447,00 | 14 324 763,50 |
| November / November | 14 324 763,50 | 4 311 212,50 | 19 712 683,50 | 12 946 058,00 | 6 766 625,50 |
| Desember / December | 6 766 625,50 | 19 666 248,20 | 11 077 838,00 | 9 777 823,00 | 1 300 015,00 |
| Bondowoso | ... | 3 606 209,95 | | 30 770 783,20 | ... |

Sumber/Source: Perum Bulog Sub. Divisi Regional Bondowoso/ Logistics Board of Bondowoso Regency

Tabel
Table 5.3.3

Data Ketersediaan Produk Pangan di Kabupaten Bondowoso, 2021
Availability of food Products in Bondowoso Regency, 2021

| Komoditi Commodity | Produksi Production (Ton) | Ketersediaan Availibility (Ton) | Jumlah Penduduk Number of population (Jiwa) | Konversi Konsumsi Langsung RT (Kg/ Kapita/Th) Number of Requirement Percapita | Jumlah Konsumsi Number of Consumption (Ton) | Surplus/ Minus Ketersediaan Surplus/ Minus Availability (ton) |
|----------------------------|---------------------------------|---------------------------------------|---|--|---|---|
| (1) | (2) | (3) | (4) | (5) | (6) | (7) |
| Beras* | 510 888,62 | 175 399,52 | 776 151,00 | 94,47 | 73 322,98 | 102 076,54 |
| Jagung | 172 054,00 | 172 054,00 | 776 151,00 | 1,67 | 1 296,17 | 170 757,83 |
| Kedelai | 77,00 | 9 360,00 | 776 151,00 | 0,05 | 38,81 | 9 321,19 |
| Ubi Kayu | 48 200,00 | 48 200,00 | 776 151,00 | 19,20 | 14 902,10 | 33 297,90 |
| Ubi Jalar | 1 600,00 | 1 600,00 | 776 151,00 | 17,28 | 13 411,89 | (11 811,89) |
| Kacang Tanah | 261,00 | 1 368,00 | 776 151,00 | 0,31 | 240,61 | 1 127,39 |
| Kacang Hijau | 112,00 | 112,00 | 776 151,00 | 4,80 | 3 725,52 | (3 613,52) |
| Sayuran | 60 027,42 | 60 027,42 | 776 151,00 | 49,60 | 38 497,09 | 21 530,33 |
| Buah-buahan | 146 510,00 | 146 510,00 | 776 151,00 | 26,08 | 20 242,02 | 126 267,98 |
| Daging Sapi dan Kambing | 1 205,68 | 976,32 | 776 151,00 | 2,66 | 2 064,56 | (1 088,24) |
| Daging Ayam dan Unggas | 4 830,01 | 2 839,71 | 776 151,00 | 5,47 | 4 245,55 | (1 405,83) |
| Telur | 3 245,93 | 3 245,93 | 776 151,00 | 6,49 | 5 037,22 | (1 791,29) |
| Susu | 23,43 | 23,43 | 776 151,00 | 1,52 | 1 179,75 | (1 156,32) |
| Ikan | 1 056,58 | 1 056,58 | 776 151,00 | 14,22 | 11 036,87 | (9 980,29) |
| Gula | 28 224,01 | 28 224,01 | 776 151,00 | 6,81 | 5 285,59 | 22 938,42 |

Keterangan/Notes: * Produksi dalam bentuk Gabah Kering Giling (GKG), Ketersediaan dalam bentuk beras

Sumber/Source: Dinas Pertanian dan Ketahanan Pangan Kabupaten Bondowoso/ Agriculture and Food Security Service of Bondowoso Regency

Tabel
Table 5.3.4**Mutasi Baku Sawah Menurut Kecamatan dan Jenis Pengairan di Kabupaten Bondowoso (hektar), 2022**
Mutation of Raw Rice Fields by Subdistrict and Irrigation Type in Bondowoso Regency (ha), 2022

| Kecamatan <i>Subdistrict</i> | Areal Baku Sawah / <i>Rice Field Real (Ha)</i> | | | Jumlah <i>Total</i> |
|---------------------------------|--|--|-----------------------------------|------------------------|
| | Teknis <i>Technical</i> | Setengah Teknis <i>Semi Technical</i> | Sederhana <i>Non Technical</i> | |
| (1) | (2) | (3) | (4) | (5) |
| Maesan | 1 499 | 146 | 412 | 2 057 |
| Grujugan | 1 485 | 160 | 170 | 1 815 |
| Tamanan | 1 351 | 33 | 350 | 1 734 |
| Jambesari Darus Sholah | 1 024 | 145 | 225 | 1 394 |
| Pujer | 2 892 | 207 | 365 | 3 464 |
| Tlogosari | 1 949 | 424 | 15 | 2 388 |
| Sukosari | 1 222 | - | 26 | 1 248 |
| Sumber Wringin | 1 201 | 210 | 341 | 1 752 |
| Tapen | 1 840 | 67 | 59 | 1 966 |
| Wonosari | 2 650 | 96 | 5 | 2 751 |
| Tenggarang | 1 504 | 71 | 79 | 1 654 |
| Bondowoso | 1 099 | 40 | - | 1 139 |
| Curahdami | 980 | 223 | - | 1 203 |
| Binakal | 903 | 22 | 7 | 932 |
| Pakem | 1 301 | 22 | 65 | 1 388 |
| Wringin | 1 076 | 73 | 34 | 1 183 |
| Tegalampel | 833 | 20 | 7 | 860 |
| Taman Krocok | 613 | - | - | 613 |
| Klabang | 1 809 | 42 | 88 | 1 939 |
| Ijen | - | - | - | - |
| Botolinggo | 947 | - | - | 947 |
| Prajekan | 788 | 63 | 222 | 1 073 |
| Cermee | 2 284 | 34 | 126 | 2 444 |
| Bondowoso | 31 250 | 2 098 | 2 596 | 35 944 |

Sumber/Source: Dinas Bina Marga, Sumber Daya Air dan Bina Konstruksi Kabupaten Bondowoso/ *Public Works, Water Resources and Construction Service of Bondowoso Regency*

Tabel 5.3.5 Luas Panen, Produksi dan Produktivitas Jagung Menurut Kecamatan di Kabupaten Bondowoso, 2022
Harvested Area, Production and Productivity of Maize by Subdistrict in Bondowoso Regency, 2022

| Kecamatan Subdistrict | Luas Panen (Ha) Harvested Area | Produksi (ton) Production (ton) | Produktivitas (ton/ha) Productivity (ton/ha) |
|--------------------------|-----------------------------------|------------------------------------|---|
| (1) | (2) | (3) | (4) |
| Maesan | 1 774 | 9 554 | 5,386 |
| Grujugan | 631 | 3 425 | 5,429 |
| Tamanan | 487 | 2 673 | 5,489 |
| Jambesari Darus Sholah | 527 | 2 808 | 5,328 |
| Pujer | 1 037 | 5 667 | 5,465 |
| Tlogosari | 1 464 | 7 936 | 5,421 |
| Sukosari | 1 458 | 7 873 | 5,400 |
| Sumber Wringin | 1 490 | 8 081 | 5,424 |
| Tapen | 1 402 | 7 839 | 5,591 |
| Wonosari | 180 | 1 004 | 5,580 |
| Tenggarang | 190 | 1 061 | 5,586 |
| Bondowoso | 176 | 961 | 5,461 |
| Curahdami | 753 | 3 714 | 4,932 |
| Binakal | 527 | 2 516 | 4,774 |
| Pakem | 1 347 | 6 087 | 4,519 |
| Wringin | 2 308 | 10 252 | 4,442 |
| Tegalampel | 1 418 | 7 713 | 5,439 |
| Taman Krocok | 2 246 | 12 130 | 5,401 |
| Klabang | 2 794 | 15 258 | 5,461 |
| Ijen | - | - | - |
| Botolinggo | 4 014 | 21 851 | 5,444 |
| Prajekan | 3 514 | 19 286 | 5,488 |
| Cermee | 6 358 | 35 416 | 5,570 |
| Bondowoso | 36 095 | 193 106 | 5,350 |

Sumber/Source: Dinas Pertanian dan Ketahanan Pangan Kabupaten Bondowoso/ Agriculture and Food Security Service of Bondowoso Regency

Tabel 5.3.6 Luas Panen, Produksi dan Produktivitas Kedele Menurut Kecamatan di Kabupaten Bondowoso, 2022
Harvested Area, Production and Productivity of Soybeans by Subdistrict in Bondowoso Regency, 2022

| Kecamatan Subdistrict | Luas Panen (Ha) Harvested Area | Produksi (ton) Production (ton) | Produktivitas (ton/ha) Productivity (ton/ha) |
|--------------------------|-----------------------------------|------------------------------------|---|
| (1) | (2) | (3) | (4) |
| Maesan | 2 | 3 | 1,475 |
| Grujugan | - | - | - |
| Tamanan | 4 | 6 | 1,520 |
| Jambesari Darus Sholah | - | - | - |
| Pujer | - | - | - |
| Tlogosari | - | - | - |
| Sukosari | 2 | 3 | 1,485 |
| Sumber Wringin | 3 | 4 | 1,481 |
| Tapen | 5 | 8 | 1,525 |
| Wonosari | 2 | 3 | 1,526 |
| Tenggarang | 2 | 3 | 1,495 |
| Bondowoso | - | - | - |
| Curahdami | - | - | - |
| Binakal | - | - | - |
| Pakem | - | - | - |
| Wringin | - | - | - |
| Tegalampel | - | - | - |
| Taman Krocok | - | - | - |
| Klabang | - | - | - |
| Ijen | - | - | - |
| Botolinggo | - | - | - |
| Prajejan | - | - | - |
| Cermee | 2 | 3 | 1,49 |
| Bondowoso | 22 | 32 | 1,504 |

Sumber/Source: Dinas Pertanian dan Ketahanan Pangan Kabupaten Bondowoso/ Agriculture and Food Security Service of Bondowoso Regency

Tabel 5.3.7 Luas Panen, Produksi dan Produktivitas Kacang Tanah Menurut Kecamatan di Kabupaten Bondowoso, 2022
Table 5.3.7 Harvested Area, Production and Productivity of Peanut by Subdistrict in Bondowoso Regency, 2022

| Kecamatan Subdistrict | Luas Panen (Ha) Harvested Area | Produksi (ton) Production (ton) | Produktivitas (ton/ha) Productivity (ton/ha) |
|--------------------------|-----------------------------------|------------------------------------|---|
| (1) | (2) | (3) | (4) |
| Maesan | 4 | 6 | 1,425 |
| Grujugan | 4 | 6 | 1,427 |
| Tamanan | 4 | 6 | 1,434 |
| Jambesari Darus Sholah | 8 | 11 | 1,424 |
| Pujer | 3 | 4 | 1,413 |
| Tlogosari | 1 | 1 | 1,402 |
| Sukosari | 11 | 16 | 1,424 |
| Sumber Wringin | 17 | 24 | 1,431 |
| Tapen | 4 | 6 | 1,448 |
| Wonosari | 14 | 20 | 1,453 |
| Tenggarang | 2 | 3 | 1,405 |
| Bondowoso | 1 | 1 | 1,415 |
| Curahdami | - | - | - |
| Binakal | 5 | 6 | 1,285 |
| Pakem | - | - | - |
| Wringin | - | - | - |
| Tegalampel | 8 | 11 | 1,409 |
| Taman Krocok | 12 | 17 | 1,419 |
| Klabang | 4 | 6 | 1,418 |
| Ijen | - | - | - |
| Botolinggo | 1 | 1 | 1,442 |
| Prajekan | 5 | 7 | 1,443 |
| Cermee | 8 | 12 | 1,454 |
| Bondowoso | 116 | 165 | 1,424 |

Sumber/Source: Dinas Pertanian dan Ketahanan Pangan Kabupaten Bondowoso/ Agriculture and Food Security Service of Bondowoso Regency

Tabel 5.3.8 Luas Panen, Produksi dan Produktivitas Kacang Hijau Menurut Kecamatan di Kabupaten Bondowoso, 2021
Harvested Area, Production and Productivity of Green Beans by Subdistrict in Bondowoso Regency, 2021

| Kecamatan Subdistrict | Luas Panen (Ha) Harvested Area | Produksi (ton) Production (ton) | Produktivitas (ton/ha) Productivity (ton/ha) |
|--------------------------|-----------------------------------|------------------------------------|---|
| (1) | (2) | (3) | (4) |
| Maesan | - | - | - |
| Grujugan | - | - | - |
| Tamanan | - | - | - |
| Jambesari Darus Sholah | - | - | - |
| Pujer | - | - | - |
| Tlogosari | - | - | - |
| Sukosari | - | - | - |
| Sumber Wringin | - | - | - |
| Tapen | - | - | - |
| Wonosari | - | - | - |
| Tenggarang | - | - | - |
| Bondowoso | - | - | - |
| Curahdami | - | - | - |
| Binakal | - | - | - |
| Pakem | - | - | - |
| Wringin | - | - | - |
| Tegalampel | 1 | 1 | 0,915 |
| Taman Krocok | 55 | 50 | 0,913 |
| Klabang | - | - | - |
| Ijen | - | - | - |
| Botolinggo | - | - | - |
| Prajekan | - | - | - |
| Cermee | - | - | - |
| Bondowoso | 56 | 51 | 0,913 |

Sumber/Source: Dinas Pertanian dan Ketahanan Pangan Kabupaten Bondowoso/ Agriculture and Food Security Service of Bondowoso Regency

Tabel
Table 5.3.9

Luas Panen, Produksi dan Produktivitas Ubi Kayu Menurut Kecamatan di Kabupaten Bondowoso, 2022
Harvested Area, Production and Productivity of Cassava by Subdistrict in Bondowoso Regency, 2022

| Kecamatan Subdistrict | Luas Panen (Ha) Harvested Area | Produksi (ton) Production (ton) | Produktivitas (ton/ha) Productivity (ton/ha) |
|--------------------------|-----------------------------------|------------------------------------|---|
| (1) | (2) | (3) | (4) |
| Maesan | 43 | 981 | 22,810 |
| Grujugan | 27 | 617 | 22,844 |
| Tamanan | 52 | 1 183 | 22,750 |
| Jambesari Darus Sholah | 67 | 1 525 | 22,766 |
| Pujer | 42 | 956 | 22,761 |
| Tlogosari | 81 | 1 843 | 22,754 |
| Sukosari | 72 | 1 637 | 22,734 |
| Sumber Wringin | 73 | 1 665 | 22,809 |
| Tapen | 33 | 752 | 22,785 |
| Wonosari | 1 | 23 | 22,765 |
| Tenggarang | 5 | 114 | 22,795 |
| Bondowoso | 3 | 68 | 22,680 |
| Curahdami | 47 | 1 071 | 22,794 |
| Binakal | 54 | 1 230 | 22,782 |
| Pakem | 71 | 1 609 | 22,655 |
| Wringin | 420 | 9 523 | 22,675 |
| Tegalampel | 65 | 1 486 | 22,862 |
| Taman Krocok | 88 | 2 013 | 22,880 |
| Klabang | 146 | 3 355 | 22,983 |
| Ijen | - | - | - |
| Botolinggo | 226 | 5 202 | 23,018 |
| Prajekan | 215 | 4 951 | 23,026 |
| Cermee | 310 | 7 159 | 23,094 |
| Bondowoso | 2 141 | 48 964 | 22,870 |

Sumber/Source: Dinas Pertanian dan Ketahanan Pangan Kabupaten Bondowoso/ Agriculture and Food Security Service of Bondowoso Regency

Tabel 5.3.10 Luas Panen, Produksi dan Produktivitas Ubi Jalar Menurut Kecamatan di Kabupaten Bondowoso, 2022
Harvested Area, Production and Productivity of Sweet Potato by Subdistrict in Bondowoso Regency, 2022

| Kecamatan Subdistrict | Luas Panen (Ha) Harvested Area | Produksi (ton) Production (ton) | Produktivitas (ton/ha) Productivity (ton/ha) |
|--------------------------|-----------------------------------|------------------------------------|---|
| (1) | (2) | (3) | (4) |
| Maesan | 1 | 12 | 12 |
| Grujugan | 1 | 12 | 12 |
| Tamanan | 2 | 25 | 12,5 |
| Jambesari Darus Sholah | 4 | 49 | 12,25 |
| Pujer | - | - | - |
| Tlogosari | - | - | - |
| Sukosari | 6 | 74 | 12,33 |
| Sumber Wringin | 7 | 87 | 12,42 |
| Tapen | - | - | - |
| Wonosari | - | - | - |
| Tenggarang | 1 | 12 | 12 |
| Bondowoso | - | - | - |
| Curahdami | 56 | 695 | 12,41 |
| Binakal | 57 | 708 | 12,42 |
| Pakem | - | - | - |
| Wringin | - | - | - |
| Tegalampel | 4 | 50 | 12,5 |
| Taman Krocok | - | - | - |
| Klabang | - | - | - |
| Ijen | - | - | - |
| Botolinggo | - | - | - |
| Prajekan | - | - | - |
| Cermee | - | - | - |
| Bondowoso | 139 | 1 725 | 12,41 |

Sumber/Source: Dinas Pertanian dan Ketahanan Pangan Kabupaten Bondowoso/ Agriculture and Food Security Service of Bondowoso Regency

Tabel 5.3.11 **Himpunan Petani Pemakai Air (HIPPA) Menurut Kecamatan di Kabupaten Bondowoso, 2022**
Grouping of Water Users Farmer by Sub Districts in Bondowoso Regency, 2022

| Kecamatan Subdistrict | Jumlah Desa Number of Village | Baku Sawah Rice Field Real | Jumlah HIPPA Number Of Grouping of Water Users Farmer |
|--------------------------|----------------------------------|-------------------------------|---|
| (1) | (2) | (3) | (4) |
| Maesan | 12 | 2 057 | 12 |
| Grujugan | 11 | 1 815 | 11 |
| Tamanan | 9 | 1 734 | 8 |
| Jambesari Darus Sholah | 9 | 1 394 | 8 |
| Pujer | 11 | 3 464 | 11 |
| Tlogosari | 10 | 2 388 | 10 |
| Sukosari | 4 | 1 248 | 4 |
| Sumber Wringin | 6 | 1 752 | 5 |
| Tapen | 9 | 1 966 | 9 |
| Wonosari | 12 | 2 751 | 12 |
| Tenggarang | 12 | 1 649 | 11 |
| Bondowoso | 11 | 1 139 | 11 |
| Curahdami | 12 | 1 210 | 12 |
| Binakal | 8 | 946 | 8 |
| Pakem | 8 | 1 388 | 8 |
| Wringin | 13 | 1 183 | 13 |
| Tegalampel | 8 | 855 | 7 |
| Taman Krocok | 7 | 613 | 7 |
| Klabang | 11 | 1 934 | 11 |
| Ijen | 6 | 0 | 0 |
| Botolinggo | 8 | 947 | 3 |
| Prajekan | 7 | 1 073 | 7 |
| Cermee | 15 | 2 444 | 10 |
| Bondowoso | 219 | 35 950 | 198 |

Sumber/Source: Dinas Bina Marga, Sumber Daya Air dan Bina Konstruksi Kabupaten Bondowoso/ Public Works, Water Resources and Construction Service of Bondowoso Regency

5.4 PETERNAKAN LIVESTOCK

Tabel 5.4.1 Populasi Ternak Menurut Kecamatan dan Jenis Ternak di Kabupaten Bondowoso, 2022
Livestock Population by Subdistrict and Kind of Livestock in Bondowoso Regency, 2022

| Kecamatan Subdistrict | Sapi Perah Dairy Cattle | Sapi Potong Beef Cattle | Kerbau Buffalo | Kuda Horse | Kambing Goat | Domba Sheep | Kelinci Rabbit |
|---------------------------|----------------------------------|----------------------------------|-------------------|---------------|-----------------|----------------|-------------------|
| (1) | (2) | (3) | (4) | (5) | (6) | (7) | (8) |
| Maesan | - | (3) | - | 14 | 1 925 | (7) | 592 |
| Grujugan | - | 11 895 | - | - | 2 984 | 1 670 | 538 |
| Tamanan | - | 9 709 | - | 32 | 1 350 | 3 093 | 10 |
| Jambesari Darus Sholah | - | 12 177 | - | - | 1 711 | 1 650 | - |
| Pujer | - | 11 842 | - | 9 | 2 388 | 1 600 | 627 |
| Tlogosari | - | 9 528 | - | 119 | 1 222 | 1 103 | 521 |
| Sukosari | - | 10 314 | - | 95 | 1 025 | 1 463 | - |
| Sumber Wringin | - | 5 396 | - | 97 | 4 585 | 1 249 | 113 |
| Tapen | - | 8 885 | - | 25 | 1 194 | 2 207 | 450 |
| Wonosari | - | 11 534 | - | 62 | 3 002 | 2 146 | 1 961 |
| Tenggarang | - | 8 910 | - | - | 345 | 2 260 | - |
| Bondowoso | 5 | 5 583 | - | - | 1 054 | 955 | 156 |
| Curahdami | 7 | 3 626 | - | 11 | 2 076 | 1 350 | 267 |
| Binakal | - | 9 130 | - | - | 2 495 | 1 719 | - |
| Pakem | - | 10 093 | - | 24 | 908 | 1 747 | 611 |
| Wringin | - | 8 874 | - | 12 | 1 892 | 1 047 | - |
| Tegalampel | - | 13 695 | - | 11 | 1 235 | 2 641 | 631 |
| Taman Krocok | - | 10 146 | - | 38 | 3 200 | 2 759 | 2 365 |
| Klabang | - | 10 473 | - | 25 | 2 317 | 3 233 | 20 |
| Ijen | - | 8 955 | - | 222 | 9 131 | 1 958 | - |
| Botolinggo | - | 4 832 | - | 155 | 3 660 | 4 666 | 383 |
| Prajeakan | - | 18 912 | - | 35 | 1 565 | 3 786 | 215 |
| Cermee | - | 6 145 | - | 140 | 3 990 | 2 243 | 858 |
| Bondowoso | 12 | 22 005 | - | 1 126 | 55 254 | 4 734 | 10 318 |

Sumber/Source: Dinas Perikanan dan Peternakan Kabupaten Bondowoso/ Fishery and Livestock Services of Bondowoso Regency

Tabel 5.4.2 Populasi Unggas Menurut Kecamatan dan Jenis Unggas di Kabupaten Bondowoso, 2022
Table Poultry Population by Subdistrict and Kind of Poultry in Bondowoso Regency, 2022

| Kecamatan Subdistrict | Ayam Buras Domestic Hen | Ayam Petelur Layer | Ayam Pedaging Broiler | Itik/ Duck | Itik Manila/ Muscovy Duck |
|--------------------------|-------------------------------|-----------------------|--------------------------|---------------|------------------------------|
| (1) | (2) | (3) | (4) | (5) | (6) |
| Maesan | 53 931 | 27 900 | 22 000 | - | - |
| Grujugan | 85 047 | 19 800 | - | 3 111 | - |
| Tamanan | 28 000 | 140 000 | 520 000 | 2 010 | - |
| Jambesari Darus Sholah | 18 750 | 9 500 | 156 000 | 2 155 | - |
| Pujer | 43 051 | 1 750 | 220 000 | 7 718 | - |
| Tlogosari | 42 677 | - | 432 000 | 4 894 | - |
| Sukosari | 13 131 | - | 100 000 | 1 781 | - |
| Sumber Wringin | 24 530 | 800 | 8 800 | 538 | - |
| Tapen | 14 115 | 1 000 | 131 000 | 3 085 | - |
| Wonosari | 15 590 | - | - | 11 450 | - |
| Tenggarang | 28 533 | 2 100 | - | 4 025 | - |
| Bondowoso | 6 509 | 5 000 | 72 000 | 1 045 | - |
| Curahdami | 9 576 | 24 400 | 88 000 | 1 620 | - |
| Binakal | 25 500 | 500 | 80 000 | 2 000 | - |
| Pakem | 19 795 | 2 650 | - | - | - |
| Wringin | 51 388 | 2 900 | - | 2 050 | - |
| Tegalampel | 9 779 | 600 | 26 000 | 2 136 | - |
| Taman Krocok | 45 932 | 8 000 | 480 000 | 5 545 | - |
| Klabang | 32 487 | - | - | 2 336 | - |
| Ijen | 4 054 | - | - | - | - |
| Botolinggo | 29 200 | 1 000 | 52 000 | 2 800 | - |
| Prajekan | 39 180 | - | - | 2 570 | - |
| Cermee | 59 417 | - | - | 5 896 | - |
| Bondowoso | 700 172 | 247 900 | 2 387 800 | 68 765 | - |

Sumber/Source: Dinas Perikanan dan Peternakan Kabupaten Bondowoso/ Fishery and Livestock Services of Bondowoso Regency

Tabel
Table 5.4.3

**Jumlah Ternak yang Dipotong Menurut Ternak di
Kabupaten Bondowoso, 2022**
*Livestock Slaughtered by Kind of Livestock in Bondowoso
Regency, 2022*

| Jenis Ternak <i>Kinds Of Livestock</i> | Jumlah <i>Total</i> |
|---|------------------------|
| (1) | (2) |
| Sapi Potong / <i>Beef Cattle</i> | 4 950 |
| Kambing / <i>Goat</i> | - |
| Domba / <i>Sheep</i> | - |
| Kuda / <i>Horse</i> | - |
| Unggas / <i>Poultry</i> | - |

Sumber/Source: Dinas Perikanan dan Peternakan Kabupaten Bondowoso/ *Fishery and Livestock Services of Bondowoso Regency*

Tabel 5.4.4 **Jumlah Inseminasi Buatan, Akseptor, dan Kelahiran Ternak di Kabupaten Bondowoso, 2021-2022**
Table **Number of Artificial Insemination, Acceptor, and Livestocks Breeding in Bondowoso Regency, 2021-2022**

| Jenis Ternak Kinds Of Livestock | 2021 | 2022 |
|------------------------------------|--------|--------|
| (1) | (2) | |
| Dosis / Dosed | 95 965 | 89 642 |
| Akseptor / Acceptor | 78 970 | 66 986 |
| Lahir / Breed | 51 231 | 52 548 |

Sumber/Source: Dinas Perikanan dan Peternakan Kabupaten Bondowoso/ *Fishery and Livestock Services of Bondowoso Regency*

Tabel 5.4.5 **Produksi Telur Menurut Jenis Unggas Kabupaten Bondowoso, 2021-2022**
Table *Egg Production according to Poultry Type in Bondowoso Regency, 2021-2022*

| Jenis Ternak <i>Kinds Of Livestock</i> | 2021 | 2022 |
|---|---------|-----------|
| (1) | (2) | |
| Ayam Buras / <i>Domestic Hen</i> | 701 846 | 393 702 |
| Ayam Ras / <i>Pedigree Hen</i> | 247 900 | 2 328 775 |
| Itik / <i>Duck</i> | 68 838 | 490 124 |
| Entok / <i>Manila Duck</i> | 23 888 | 32 894 |

Sumber/Source: Dinas Perikanan dan Peternakan Kabupaten Bondowoso/ *Fishery and Livestock Services of Bondowoso Regency*

Tabel 5.4.6 **Jumlah Pengiriman dan Penerimaan Ternak Antar Kabupaten/Propinsi di Kabupaten Bondowoso, 2022**
Table 5.4.6 **Number of Delivering and Ordering Livestock Inter Regency/ Province in Bondowoso Regency, 2022**

| Jenis Ternak Kinds Of Livestock | Keluar Shipment | Masuk Accepment |
|------------------------------------|--------------------|--------------------|
| (1) | (2) | |
| Sapi Potong / Slaughter Cow | 77 | - |
| Sapi Perah / Dairy Cow | - | - |
| Kambing / Goat | 250 | 149 |
| Domba / Sheep | - | 845 |
| Kuda / Horse | - | - |
| Ayam Ras Petelur / Laying Hen | - | - |
| Ayam Ras Pedaging / Broiler Hen | 2 912 | - |
| Ayam Buras / Domestic Hen | - | - |
| Itik / Duck | - | - |
| Entok / Manila Duck | - | - |

Sumber/Source: Dinas Perikanan dan Peternakan Kabupaten Bondowoso/ Fishery and Livestock Services of Bondowoso Regency

Tabel 5.4.7 Jumlah Rumah Potong Hewan Menurut Kecamatan dan Status Pemilikan Kabupaten Bondowoso, 2022
Number of Slaughtering House and Ownership Status Bondowoso Regency, 2022

| Kecamatan Subdistrict | Status Pemilikan / Owner Status | | Keterangan Note |
|--------------------------|---------------------------------|--|--------------------|
| | Swasta Private | Pemerintah Daerah Local Government | |
| (1) | (2) | (3) | (4) |
| Maesan | - | 1 | DIGUNAKAN/USED |
| Grujugan | - | - | |
| Tamanan | - | - | |
| Jambesari Darus Sholah | - | - | |
| Pujer | - | 1 | DIGUNAKAN/USED |
| Tlogosari | - | - | |
| Sukosari | - | - | |
| Sumber Wringin | - | - | |
| Tapen | - | - | |
| Wonosari | - | 1 | DIGUNAKAN/USED |
| Tenggarang | - | - | |
| Bondowoso | - | - | |
| Curahdami | - | 1 | DIGUNAKAN/USED |
| Binakal | - | - | |
| Pakem | - | - | |
| Wringin | - | - | |
| Tegalampel | - | - | |
| Taman Krocok | - | - | |
| Klabang | - | - | |
| Ijen | - | - | |
| Botolinggo | - | - | |
| Prajekan | - | 1 | DIGUNAKAN/USED |
| Cermee | - | - | |
| Bondowoso | - | 5 | |

Sumber/Source: Dinas Perikanan dan Peternakan Kabupaten Bondowoso/ Fishery and Livestock Services of Bondowoso Regency

**5.5 PERIKANAN
FISHERY**

Tabel 5.5.1 **Produksi Perikanan (kg) dan Nilai (Rp.) Menurut Obyek Budidaya di Kabupaten Bondowoso, 2022**
Production of Fish (Kg) and Value (Rp.) by Cultivation Object in Bondowoso Regency, 2022

| Uraian Description | Produksi Production | Nilai Value |
|-------------------------------------|--------------------------------|------------------------|
| (1) | (2) | (3) |
| Air Deras / <i>Rapid water</i> | - | - |
| Jaring apungn / <i>Floating net</i> | - | - |
| Karamba / <i>Cage</i> | 5 661 | 169 830 000 |
| Kolam / <i>Reservoir</i> | 868 694 | 20 182 906 000 |
| Mina Padi / <i>Paddy Field</i> | 1 585 | 47 550 000 |
| Waduk / <i>Water Reservoir</i> | 31 767 | 734 960 000 |
| Sungai / <i>River</i> | 61 693 | 1 337 933 000 |
| Rawa / <i>Swamp</i> | - | - |
| Lahan Bebas | 27 503 | 598 393 000 |
| Air Mengalir / <i>Drainage</i> | - | - |
| Bondowoso | 996 903 | 23 071 572 000 |

Sumber/Source: Dinas Perikanan dan Peternakan Kabupaten Bondowoso/ *Fishery and Livestock Services of Bondowoso Regency*

Tabel 5.5.2 **Produksi Ikan Menurut Kecamatan dan Jenis Perairan Kabupaten Bondowoso (kg), 2022**
Fish Production by Kind of Waters and Subdistrict Bondowoso Regency (kg), 2022

| Kecamatan Subdistrict | Budidaya Inland Fishery | Perairan Umum Open Water | Jumlah Total |
|--------------------------|----------------------------|-----------------------------|-----------------|
| (1) | (2) | (3) | (4) |
| Maesan | 62 004 | 7 022 | 69 026 |
| Grujugan | 35 526 | 4 353 | 39 879 |
| Tamanan | 38 040 | 6 951 | 44 991 |
| Jambesari Darus Sholah | 29 627 | 2 501 | 32 128 |
| Pujer | 59 155 | 1 985 | 61 140 |
| Tlogosari | 15 032 | 6 066 | 21 098 |
| Sukosari | 2 771 | 2 619 | 5 390 |
| Sumber Wringin | 1 547 | 7 564 | 9 111 |
| Tapen | 100 259 | 22 378 | 122 637 |
| Wonosari | 120 300 | 6 074 | 126 374 |
| Tenggarang | 85 269 | 4 652 | 89 921 |
| Bondowoso | 105 112 | 7 199 | 112 311 |
| Curahdami | 42 399 | 4 748 | 47 147 |
| Binakal | 29 928 | 3 288 | 33 216 |
| Pakem | 6 517 | 1 023 | 7 540 |
| Wringin | 6 475 | 4 664 | 11 139 |
| Tegalampel | 23 370 | 4 157 | 27 527 |
| Taman Krocok | 4 634 | 1 764 | 6 398 |
| Klabang | 34 543 | 3 095 | 37 638 |
| Ijen | 5 223 | 4 880 | 10 103 |
| Botolinggo | 209 | 511 | 720 |
| Prajekan | 46 770 | 6 203 | 52 973 |
| Cermee | 21 230 | 7 266 | 28 496 |
| Bondowoso | 875 940 | 120 963 | 996 903 |

Sumber/Source: Dinas Perikanan dan Peternakan Kabupaten Bondowoso/ Fishery and Livestock Services of Bondowoso Regency

Tabel
Table 5.5.3

Jumlah Rumah Tangga Perikanan Menurut Kecamatan dan Jenis Perairan di Kabupaten Bondowoso, 2022
Number of Fishery Huoseholds by Subdistrict and Kinds of Water in Bondowoso Regency, 2022

| Kecamatan Subdistrict | Perairan Umum Open Water | Kolam Reservoir | Karamba Cage | Mina Padi Paddy Field | Jumlah |
|--------------------------|--------------------------------|--------------------|-----------------|--------------------------|--------------|
| (1) | (2) | (3) | (4) | (5) | (6) |
| Maesan | 45 | 124 | - | 1 | 170 |
| Grujugan | 21 | 96 | 8 | 1 | 126 |
| Tamanan | 62 | 146 | 16 | 1 | 225 |
| Jambesari Darus Sholah | 20 | 131 | - | - | 151 |
| Pujer | 31 | 143 | 6 | - | 180 |
| Tlogosari | 40 | 68 | - | - | 108 |
| Sukosari | 30 | 143 | - | - | 173 |
| Sumber Wringin | 10 | 52 | - | - | 62 |
| Tapen | 45 | 124 | - | - | 169 |
| Wonosari | 87 | 164 | - | - | 251 |
| Tenggarang | 39 | 144 | 12 | - | 195 |
| Bondowoso | 34 | 210 | 10 | - | 254 |
| Curahdami | 55 | 97 | - | - | 152 |
| Binakal | 25 | 91 | - | - | 116 |
| Pakem | 10 | 85 | - | - | 95 |
| Wringin | 30 | 52 | - | - | 82 |
| Tegalampel | 47 | 66 | - | - | 113 |
| Taman Krocok | 34 | 18 | - | - | 52 |
| Klabang | 94 | 53 | - | - | 147 |
| Ijen | 12 | 37 | - | - | 49 |
| Botolinggo | - | 10 | - | - | 10 |
| Prajejan | 16 | 94 | - | - | 110 |
| Cermee | 37 | 87 | - | - | 124 |
| Bondowoso | 824 | 2 235 | 52 | 3 | 3 114 |

Sumber/Source: Dinas Perikanan dan Peternakan Kabupaten Bondowoso/ Fishery and Livestock Services of Bondowoso Regency

Tabel 5.5.4 **Produksi Benih Ikan dari Balai Benih Ikan (BBI) dan KPR di Kabupaten Bondowoso, 2022**
Fish Seed Production from BBI and KPR in Bondowoso Regency, 2022

| Jenis Ikan <i>Kind of Fish</i> | Balai Benih Ikan | KPR |
|-----------------------------------|------------------|-------------------|
| (1) | (2) | (3) |
| Tombro | 189 000 | - |
| Nila | 1 974 000 | 1 930 000 |
| Lele | - | 12 118 000 |
| Tawes | - | - |
| Koi | - | 1 525 000 |
| Bondowoso | 2 613 000 | 15 573 000 |

Sumber/Source: Dinas Perikanan dan Peternakan Kabupaten Bondowoso/ Fishery and Livestock Services of Bondowoso Regency

5.6 KEHUTANAN / FORESTY

Tabel 5.6.1 Luas Kawasan Hutan (Ha) Menurut Kecamatan dan Fungsinya di Kabupaten Bondowoso, 2020
Forest Area by Subdistrict and Its Function in Bondowoso Regency, 2020

| Kecamatan Subdistrict | Luas Hutan Forest Area | Hutan / Forest | | |
|--------------------------|---------------------------|-----------------------|------------------------|-------------------|
| | | Lindung Protection | Produksi Production | Lainnya Others |
| (1) | (2) | (3) | (4) | (5) |
| Maesan | 3 141,86 | 2 181,56 | 960,30 | - |
| Grujugan | 2 844,67 | 1 867,20 | 977,47 | - |
| Tamanan | - | - | - | - |
| Jambesari Darus Sholah | - | - | - | - |
| Pujer | 15,80 | - | 15,80 | - |
| Tlogosari | 8 124,32 | 5 652,98 | 2 471,34 | - |
| Sukosari | 60,93 | - | 60,93 | - |
| Sumber Wringin | 8 833,31 | 2 381,12 | 6 452,19 | - |
| Tapen | 578,60 | - | 578,60 | - |
| Wonosari | 28,30 | - | 28,30 | - |
| Tenggarang | - | - | - | - |
| Bondowoso | - | - | - | - |
| Curahdami | 2 107,52 | 765,10 | 1 342,42 | - |
| Binakal | 472,84 | - | 472,84 | - |
| Pakem | 2 469,98 | 1 723,26 | 746,72 | - |
| Wringin | 10,21 | - | 10,21 | - |
| Tegalampel | 595,73 | - | 595,73 | - |
| Taman Krocok | 1 519,63 | - | 1 519,63 | - |
| Klabang | 2 445,27 | 1 159,30 | 1 285,97 | - |
| Ijen | 13 360,91 | 7 766,00 | 5 594,91 | - |
| Botolinggo | 4 753,30 | 1 788,60 | 2 964,70 | - |
| Prajejan | 2 048,15 | 1 017,40 | 1 030,75 | - |
| Cermee | 5 843,63 | 4 228,80 | 1 614,83 | - |
| Bondowoso | 59 254,96 | 30 531,32 | 28 723,64 | - |

KAWASAN HUTAN KONSERVASI DI KABUPATEN BONDOWOSO :

1. Kecamatan Ijen : Cagar Alam Ceding seluas 2 Ha (secara administratif berada di Desa Kaliyanyar Kecamatan Ijen); Cagar Alam Kawah Ijen seluas 2.468 Ha (secara administratif berada di Kabupaten Bondowoso dan Banyuwangi); Taman Wisata Alam Kawah Ijen seluas 92 Ha (secara administratif berada di Kabupaten Bondowoso dan Banyuwangi)
2. Kecamatan Klabang : Cagar Alam Pancur Ijen I dan II seluas 3.95 Ha (Secara administrative berada di Desa Sumbercanting, Kecamatan Klabang
3. Suaka Margasatwa Dataran Tinggi yang ada di Kabupaten Bondowoso : 1.275,00 Ha

Sumber/Source: Cabang Dinas Kehutanan Wilayah Jember/Jember Regional Forestry Service Branch

Tabel
Table 5.6.2**Luas Lahan Kritis (Ha) Menurut Kecamatan di Kabupaten Bondowoso, 2019-2020**
Critical Land Area by Subdistrict in Bondowoso Regency, 2019-2020

| Kecamatan Subdistrict | Luas Lahan Kritis Critical Land Area | | Luas Lahan Sangat Kritis Very Critical Land Area |
|--------------------------|---|-----------------|---|
| | 2019 | 2020 | 2020 |
| (1) | (3) | (4) | (5) |
| Maesan | 121,19 | 121,19 | - |
| Grujugan | 232,53 | 232,21 | 9,32 |
| Tamanan | - | - | - |
| Jambesari Darus Sholah | - | - | - |
| Pujer | 2,60 | - | 2,6 |
| Tlogosari | 39,13 | - | 39,13 |
| Sukosari | 46,85 | 27,22 | 19,63 |
| Sumber Wringin | 172,20 | - | 172,2 |
| Tapen | 54,56 | 50,86 | 3,7 |
| Wonosari | - | - | - |
| Tenggarang | - | - | - |
| Bondowoso | - | - | - |
| Curahdami | 324,03 | 292,3 | 31,73 |
| Binakal | 110,61 | 26,98 | 83,63 |
| Pakem | 1 335,20 | 1 121,95 | 213,25 |
| Wringin | 1 768,88 | 898,4 | 870,48 |
| Tegalampel | 884,42 | 472,31 | 412,11 |
| Taman Krocok | 543,21 | 282,77 | 260,44 |
| Klabang | 1 470,85 | 958,98 | 511,87 |
| Ijen | 907,21 | 333,89 | 597,66 |
| Botolinggo | 931,55 | 856,34 | 50,87 |
| Prajejan | 101,31 | 92,8 | 8,51 |
| Cermee | 99,78 | 95,25 | 4,53 |
| Bondowoso | 9 146,11 | 5 863,45 | 3 291,66 |

Sumber/Source: Cabang Dinas Kehutanan Wilayah Jember/Jember Regional Forestry Service Branch

Tabel
Table 5.6.3

Realisasi Produksi dan Penjualan Hasil Hutan Menurut Jenis Produksi di Kabupaten Bondowoso, 2018-2020
Realization of Production and Selling Forest Product by Kinds in Bondowoso Regency, 2018-2020

| Jenis Produksi Hasil Hutan <i>Type of Forest Product Production</i> | Satuan <i>Units</i> | Produksi/ <i>Production</i> | | | Nilai/ <i>Value</i> (Rp 1000) |
|--|------------------------|-----------------------------|-----------|-----------|----------------------------------|
| | | 2018 | 2019 | 2020 | 2020 |
| (1) | (2) | (3) | (4) | (5) | (6) |
| PRODUKSI HUTAN HAK | | | | | |
| PRODUKSI KAYU | | | | | |
| Jati | m ³ | 2 426,60 | 15 042,31 | 8 141,27 | ... |
| Sengon | m ³ | 17 134,20 | 41 610,40 | 64 271,54 | ... |
| Gmelina | m ³ | 2 444,30 | 1 651,71 | 6 816,10 | ... |
| Mindi | m ³ | 325,50 | 1 238,85 | 1 201,96 | ... |
| Jabon | m ³ | - | - | - | - |
| Mahoni | m ³ | 522,00 | 1 600,59 | 1 325,13 | ... |
| Lain Lain | m ³ | 989,70 | 1 732,37 | 9 449,65 | ... |
| PRODUKSI BUKAN KAYU | | | | | |
| Bambu | batang | 348,41 | 348,41 | 232 150 | ... |
| Jahe | ton | - | - | - | - |
| Kunyit | ton | - | - | - | - |
| Madu | liter | 362 | 362 | 2 337,50 | ... |
| Empon-empon | ton | 891 | 891 | 12 672,83 | ... |
| PRODUKSI PERUM PERHUTANI | | | | | |
| PRODUKSI KAYU | | | | | |
| Jati | m ³ | 3 187,09 | 1 704,27 | 1 819,12 | ... |
| Pinus | m ³ | 84,15 | 1 022,84 | 3 523,33 | ... |
| Mahoni | m ³ | 6,62 | 39,06 | 14,46 | ... |
| Sonokeling | m ³ | 2,79 | 348,37 | 1 526,69 | ... |
| Eucalyptus | m ³ | - | - | - | - |
| Mindi | m ³ | - | - | - | - |
| Segawe | m ³ | 946,84 | 0,37 | - | - |
| Damar | m ³ | - | - | - | - |

Lanjutan Tabel/*Continued Table 5.6.3*

| Jenis Produksi Hasil Hutan <i>Type of Forest Product Production</i> | Satuan <i>Units</i> | Produksi/ <i>Production</i> | | | Nilai/ <i>Value</i> <i>(Rp.1000)</i> |
|--|------------------------|-----------------------------|-------|----------|---|
| | | 2018 | 2019 | 2020 | 2020 |
| (1) | (2) | (3) | (4) | (5) | (6) |
| Accasia auri | m ³ | - | - | - | - |
| Gmelina | m ³ | 8,69 | 19,85 | - | - |
| Kedawung | m ³ | - | - | - | - |
| Maesopsis | m ³ | - | - | - | - |
| Manting | m ³ | - | - | - | - |
| Randu | m ³ | - | - | 2,73 | ... |
| Rimba Campur | m ³ | 33,6 | 6,15 | 46,03 | ... |
| Salaseha | m ³ | - | - | - | - |
| Sengon Laut | m ³ | 30,13 | - | - | - |
| Sengon Tekik | m ³ | - | - | - | - |
| Agathis | m ³ | - | - | - | - |
| PRODUKSI BUKAN KAYU | | | | | |
| Damar | batang | - | - | - | - |
| Getah Pinus | ton | 1 397 | 1 190 | 1 086,60 | ... |
| Kopi Glondong | ton | 342 | 261 | 231,93 | ... |

Sumber/*Source*: Cabang Dinas Kehutanan Wilayah Jember/*Jember Regional Forestry Service Branch*

BAB 6

Industri, Pertambangan, dan Energi *Industry, Mining, and Energy*



Jumlah pelanggan listrik tahun 2021 mencapai **248 280 pelanggan**

Rincian pelanggan menurut golongan tarif



PENJELASAN TEKNIS

1. Pengumpulan data industri besar dan sedang dilakukan melalui Survei Industri Besar dan Sedang yang dilaksanakan setiap tahun secara lengkap (sensus) sejak tahun 1975. Survei Industri Besar dan Sedang mencakup semua perusahaan industri yang mempunyai tenaga kerja 20 orang atau lebih dengan menggunakan kuesioner II A.
2. Klasifikasi industri yang digunakan dalam survei ini berdasar kepada Klasifikasi Baku Lapangan Usaha Indonesia (KBLI). KBLI adalah klasifikasi lapangan usaha yang berdasar kepada International Standard Industrial Classification of All Economic Activities (ISIC) revisi 4 yang telah disesuaikan dengan kondisi Indonesia.
3. Industri manufaktur adalah suatu kegiatan ekonomi yang melakukan kegiatan mengubah suatu barang dasar secara mekanis, kimia, atau dengan tangan sehingga menjadi barang jadi/setengah jadi, dan atau barang yang kurang nilainya menjadi barang yang lebih tinggi nilainya, dan sifatnya lebih dekat kepada pemakai akhir. Termasuk dalam nilainya, dan sifatnya lebih dekat kepada pemakai akhir. Termasuk dalam kegiatan ini adalah jasa industri dan

TECHNICAL NOTES

1. *Data collection of large and medium scale manufacturing is conducted through The Large and Medium Manufacturing Establishment Survey that has been done annually for all industries (census) since 1975. Large and Medium Manufacturing Establishment Survey covers all manufactures/industries with 20 workers or more by questionnaire II A.*
2. *The industrial classification adopted in this survey refers to the Klasifikasi Baku Lapangan Usaha Indonesia (KBLI). KBLI is classification of economic activities based on the International Standard Industrial Classification of All Economic Activities (ISIC rev 4) that has been modified according to the local condition in Indonesia.*
3. *Manufacturing industry is defined as an economic activity processing basic goods mechanically, chemicals or manually into final or intermediate goods. It is also defined as processing of lower value goods into higher value goods as final or intermediate products. The activities also include services for manufacturing and assembling.*

- pekerjaan perakitan.
4. Perusahaan atau usaha industri adalah suatu unit (kesatuan) usaha yang melakukan kegiatan ekonomi, bertujuan menghasilkan barang atau jasa, terletak pada suatu bangunan atau lokasi tertentu, dan mempunyai catatan administrasi tersendiri mengenai produksi dan struktur biaya serta ada seorang atau lebih yang bertanggung jawab atas usaha tersebut.
 5. Industri manufaktur dikelompokkan ke dalam 4 golongan berdasarkan banyaknya pekerja, yaitu: industri besar (100 orang pekerja atau lebih), industri sedang/menengah (20–99 orang pekerja), industri kecil (5–19 orang pekerja), dan industri mikro (1–4 orang pekerja).
 6. Pelanggan adalah individu atau kelompok, baik rumah tangga, perusahaan atau institusi non profit yang membeli air bersih dari perusahaan air bersih.
 7. Air disalurkan adalah volume air bersih dari perusahaan air bersih.
4. *A manufacturing establishment is defined as a production unit engaged in economic activity, producing goods or services, located in a building or in a certain location, keeping a business record concerning the production and cost structure, and having a person or more that are responsible to those activities.*
 5. *Manufacturing industries are categorized into four groups, based on the number of employees: large scale manufacturing (100 employees or more), medium scale manufacturing (20–99 employees), small scale manufacturing (5–19 employees), and micro industry (1–4 employees).*
 6. *Customers are individuals or groups, whether household, company or non-profit institutions that buy water supply from water supply establishment.*
 7. *Distributed water is the volume of water supply from water supply establishment.*

ULASAN**DESCRIPTION****Energi**

Data Energi yang tercakup meliputi banyaknya pelanggan daya yang terpasang dan listrik yang terjual. Dari tabel 6.1.1 dapat dilihat bahwa pada tahun 2020 jumlah daya listrik terpasang mengalami kenaikan sebesar 6,38 persen. Produksi listrik yang dihasilkan sebesar 253.886.038 KWh dan yang terjual sebanyak 247.812.506 KWh atau sekitar 97,61 persen dari produksi. Listrik yang terjual mengalami kenaikan sebesar 15,28 persen atau dari 209.954.622 KWh menjadi 247.812.506 KWh. Sementara itu untuk jumlah pelanggan mengalami kenaikan sebesar 5,39 persen yaitu dari 235.580 pelanggan di tahun 2020 menjadi 248.280 pelanggan pada tahun 2021.

Pada tahun 2022, jumlah pelanggan PDAM untuk rumah tangga mengalami penurunan sebesar 0,32 persen yaitu dari 19.589 pelanggan tahun 2021 menjadi 19.463 pelanggan tahun 2022. Sementara itu jumlah air minum yang disalurkan pada tahun 2022 sebanyak 3.004.021 m³

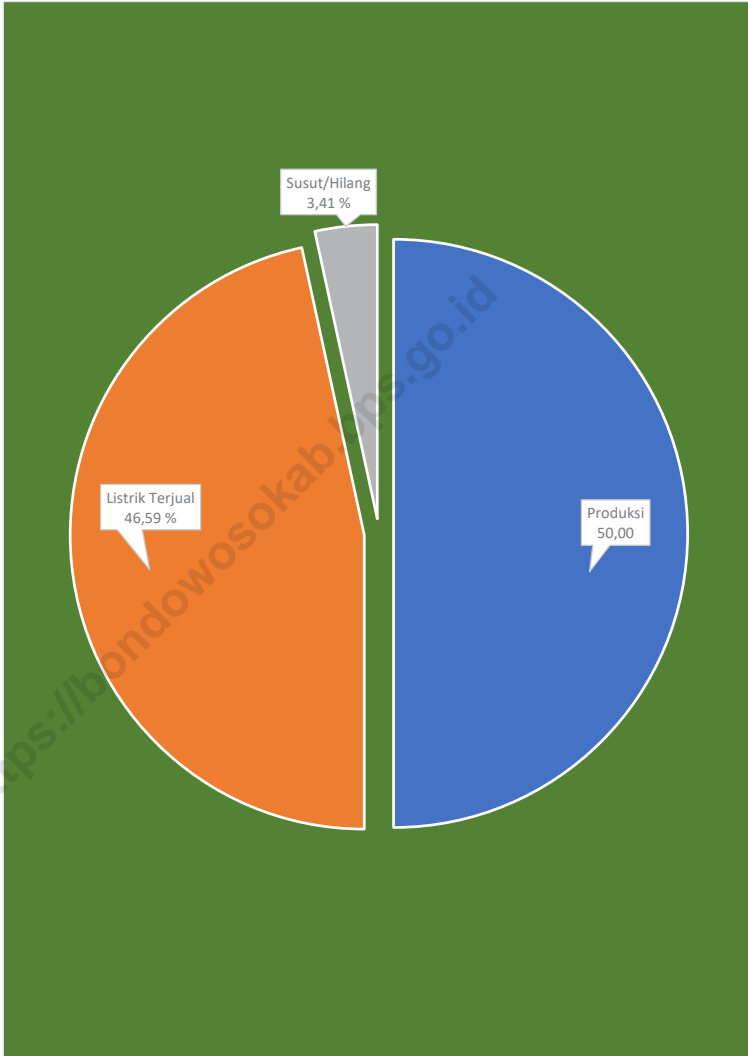
Energy

Energy data includes the number of customers who have power installed and electricity sold. From table 6.1.1 it can be seen that in 2020 the amount of installed electrical power increased by 6,38 percent. The production of electricity was 253.886.038 KWh and sold as much as 247.812.506 KWh or around 97,61 percent of production. Electricity sold increased by 15,28 percent or from 209.954.622 KWh to 247.812.506 KWh. Meanwhile, the number of customers increased by 5,39percent, from 235.580 customers in 2020 to 248.280 customers in 2021.

In 2022, the number of PDAM customers for households decreased by 0,32 percent from 19.589 customers in 2021 to 19.463 customers in 2022. Meanwhile, the amount of drinking water distributed in 2022 was 3.004.021m³,

Gambar 6.1
Figures

Daya Terpasang, Produksi dan Distribusi Listrik (KWh) di Kabupaten Bondowoso, 2021
Installed Power, Production and Distribution of Electricity in Bondowoso Regency, 2021



Sumber/Source : PT PLN Area Situbondo/State Electricity of Situbondo Area

Gambar
Figures 6.2

**Jumlah Pelanggan Listrik di Kabupaten Bondowoso,
2017-2021**
**Number of Electric Customers in Bondowoso Regency,
2017-2021**



6.1 ENERGI / ENERGY

Tabel 6.1.1 Daya Terpasang, Produksi, dan Distribusi Listrik PT. PLN (Persero) pada Cabang/Ranting PLN Menurut Kecamatan di Kabupaten Bondowoso, 2021
Installed Electricity Power, Production, and Distribution of PT. PLN (Persero) at PLN Branch by Subdistrict in Bondowoso Regency, 2021

| Kecamatan Subdistrict | Daya Terpasang Installed Electricity Power (kVA) | Produksi Listrik Electricity Production (KWh) | Listrik Terjual Electricity Sold (KWh) | Dipakai Sendiri Own Used (KWh) | Susut/ Hilang Shrinkage/ Lost (KWh) |
|--------------------------|---|---|--|--|---|
| (1) | (2) | (3) | (4) | (5) | (6) |
| Maesan | - | - | - | - | - |
| Grujugan | - | - | - | - | - |
| Tamanan | - | - | - | - | - |
| Jambesari Darus Sholah | - | - | - | - | - |
| Pujer | - | - | - | - | - |
| Tlogosari | - | - | - | - | - |
| Sukosari | - | - | - | - | - |
| Sumber Wringin | - | - | - | - | - |
| Tapen | - | - | - | - | - |
| Wonosari | - | - | - | - | - |
| Tenggarang | - | - | - | - | - |
| Bondowoso | - | - | - | - | - |
| Curahdami | - | - | - | - | - |
| Binakal | - | - | - | - | - |
| Pakem | - | - | - | - | - |
| Wringin | - | - | - | - | - |
| Tegalampel | - | - | - | - | - |
| Taman Krocok | - | - | - | - | - |
| Klabang | - | - | - | - | - |
| Ijen | - | - | - | - | - |
| Botolinggo | - | - | - | - | - |
| Prajejan | - | - | - | - | - |
| Cerme | - | - | - | - | - |
| Bondowoso | 192 839 | 260 127 122 | 242 387 756 | - | 17 739 366 |

Sumber/Source: PT PLN Area Situbondo/State Electricity of Situbondo Area

Tabel 6.1.2 Jumlah Pelanggan Listrik Menurut Kecamatan di Kabupaten Bondowoso, 2017–2021
Number of Electricity Customers by Subdistrict in Bondowoso Regency, 2017-2021

| Kecamatan Subdistrict | 2017 | 2018 | 2019 | 2020 | 2021 |
|--------------------------|----------------|----------------|----------------|----------------|----------------|
| (1) | (2) | (3) | (4) | (5) | (6) |
| Maesan | 11 641 | 12 150 | 12 450 | 13 277 | 14 161 |
| Grujugan | 9 672 | 11 342 | 11 772 | 12 554 | 13 189 |
| Tamanan | 9 736 | 10 043 | 11 240 | 11 987 | 13 194 |
| Jambesari Darus Sholah | 6 850 | 6 912 | 8 148 | 8 689 | 8 922 |
| Pujer | 9 299 | 10 174 | 10 207 | 10 885 | 11 282 |
| Tlogosari | 8 243 | 9 121 | 11 823 | 12 608 | 13 277 |
| Sukosari | 3 782 | 4 000 | 4 208 | 4 488 | 4 529 |
| Sumber Wringin | 6 167 | 6 949 | 8 575 | 9 145 | 9 380 |
| Tapen | 7 997 | 7 601 | 10 215 | 10 894 | 10 994 |
| Wonosari | 10 462 | 12 101 | 11 756 | 12 537 | 12 867 |
| Tenggarang | 9 843 | 10 463 | 11 356 | 12 110 | 12 882 |
| Bondowoso | 23 138 | 23 901 | 25 012 | 26 673 | 27 248 |
| Curahdami | 11 337 | 12 051 | 13 912 | 14 836 | 15 453 |
| Binakal | 3 357 | 4 170 | 3 335 | 3 557 | 3 845 |
| Pakem | 5 441 | 5 185 | 7 009 | 7 475 | 7 980 |
| Wringin | 7 988 | 8 418 | 10 515 | 11 213 | 11 571 |
| Tegalampel | 5 218 | 5 416 | 7 774 | 8 290 | 8 903 |
| Taman Krocok | 3 204 | 3 642 | 4 107 | 4 380 | 4 674 |
| Klabang | 4 979 | 5 398 | 5 793 | 6 178 | 6 423 |
| Ijen | 2 929 | 3 122 | 3 383 | 3 608 | 4 107 |
| Botolingo | 5 597 | 5 294 | 7 459 | 7 954 | 9 011 |
| Prajejan | 6 823 | 7 124 | 8 804 | 9 389 | 9 751 |
| Cermee | 9 462 | 10 204 | 12 053 | 12 853 | 14 637 |
| Bondowoso | 183 129 | 194 781 | 220 906 | 235 580 | 248 280 |

Sumber/Source: PT PLN Area Situbondo/State Electricity of Situbondo Area

Tabel
Table 6.1.3**Jumlah Pelanggan dan Air yang Disalurkan Menurut Kecamatan di Kecamatan Bondowoso, 2022**
Number of Customers and Distributed Water by Subdistrict in Bondowoso Regency, 2022

| Kecamatan Subdistrict | Pelanggan Number of Customers | Air Disalurkan Distributed Water (m ³) | Nilai Value (Rp) |
|--------------------------|----------------------------------|--|------------------------|
| (1) | (2) | (3) | (4) |
| Maesan | 14 965 | 204 577 | 1 139 889 630 |
| Grujugan | - | - | - |
| Tamanan | 3 618 | 50 509 | 286 611 370 |
| Jambesari Darus Sholah | - | - | - |
| Pujer | - | - | - |
| Tlogosari | 12 971 | 113 580 | 714 096 440 |
| Sukosari | 33 404 | 379 583 | 2 078 134 040 |
| Sumber Wringin | - | - | - |
| Tapen | 13 278 | 164 672 | 896 112 840 |
| Wonosari | 13 366 | 129 072 | 728 774 880 |
| Tenggarang | 6 913 | 106 559 | 646 438 840 |
| Bondowoso | 66 098 | 953 435 | 5 541 172 450 |
| Curahdami | 14 907 | 216 428 | 1 188 591 780 |
| Binakal | - | - | - |
| Pakem | - | - | - |
| Wringin | 13 481 | 171 463 | 888 063 010 |
| Tegalampel | 19 474 | 273 785 | 1 499 394 170 |
| Taman Krocok | 7 041 | 76 290 | 360 997 010 |
| Klabang | 1 129 | 17 860 | 157 758 300 |
| Ijen | - | - | - |
| Botolinggo | - | - | - |
| Prajejan | 12 149 | 146 208 | 841 565 980 |
| Cermee | - | - | - |
| Bondowoso | 232 794 | 3 004 021 | 16 967 600 740 |

Sumber/Source: PDAM Kabupaten Bondowoso/Company of Drinking Water of Bondowoso

Tabel
Table 6.1.4**Banyaknya Pelanggan, Daya Terpasang dan Listrik yang Terjual Dan Biaya beban kWh Menurut Golongan Tarif di Kabupaten Bondowoso, 2021**
Number of Consumer, Contracted Capacity and Sales of Electricity by Fare Classification in Bondowoso Regency, 2021

| Golongan Tarif Fare Classification | Pelanggan Customers | Daya Terpasang Contracted Capacity (VA) | Terjual / Sold (KWH) |
|---|--------------------------------------|--|---------------------------------------|
| (1) | (2) | (3) | (4) |
| Sosial / <i>Social</i> | 7 098 | 10 551 700 | 12 293 782 |
| Rumah Tangga / <i>Household</i> | 234 531 | 141 744 350 | 175 985 498 |
| Usaha / <i>Business</i> | 4 843 | 17 075 800 | 21 432 719 |
| Industri / <i>Industry</i> | 409 | 16 947 800 | 19 080 144 |
| Gedung Kantor / <i>Offices</i> | 613 | 2 823 300 | 2 877 505 |
| Jalan / <i>Street</i> | 779 | 3 658 350 | 10 573 154 |
| Multiguna | 7 | 38 500 | 144 954 |
| Jumlah / Total | 248 280 | 192 839 800 | 242 387 756 |

Sumber/Source: PT PLN Area Situbondo/State Electricity of Situbondo Area

Tabel
Table 6.1.5**Banyaknya Pelanggan, Daya Terpasang dan Listrik yang Terjual Dan Biaya beban KWH Menurut Golongan Tarif (juta rupiah) di Kabupaten Bondowoso, 2021**
Number of Consumer, Contracted Capacity and Sales of Electricity By Fare Classifications (million rupiah) in Bondowoso Regency, 2021

| Golongan Tarif <i>Fare Classification</i> | Biaya Beban <i>Cost of Expenses</i> | Biaya KWH <i>KWH fee</i> | Biaya KVARH <i>KVARH fee</i> | Jumlah <i>Total</i> |
|---|---|------------------------------------|--|-------------------------------|
| (1) | (2) | (3) | (4) | (5) |
| Sosial / <i>Social</i> | 98 096 080 | 7 714 238 478 | - | 7 812 334 558 |
| Rumah Tangga / <i>Household</i> | 3 389 497 412 | 81 330 276 840 | - | 84 719 774 252 |
| Usaha / <i>Business</i> | 36 809 775 | 25 698 332 190 | 15 654 294 | 25 750 796 259 |
| Industri / <i>Industry</i> | 229 320 | 20 119 852 973 | 504 349 607 | 20 624 431 900 |
| Gedung Kantor / <i>Offices</i> | 28 034 100 | 3 706 506 229 | - | 3 734 540 329 |
| Jalan / <i>Street</i> | - | 15 274 661 841 | - | 15 274 661 841 |
| Multiguna | - | 238 339 141 | - | 238 339 141 |
| Jumlah / Total | 3 552 666 687 | 154 082 207 692 | 520 003 901 | 158 154 878 280 |

Sumber/Source: PT PLN Area Situbondo/State Electricity of Situbondo Area

Tabel
Table 6.1.6**Banyaknya Pemakaian Air Bersih Produksi PDAM Menurut Jenis Pelanggan di Kabupaten Bondowoso, 2022**
Number of Consuming Water Produced by PDAM and Type of Consumer in Bondowoso Regency, 2022

| Kategori Pelanggan <i>Consumer Category</i> | Banyaknya Pelanggan Akhir Tahun <i>Number of Consumer End of Year</i> | Banyaknya Air Minum yang Disalurkan / <i>Number of Channelled Drinking Water</i> | Nilai Air Minum yang Disalurkan / <i>Value of Channelled Drinking Water</i> |
|--|---|---|--|
| (1) | (2) | (3) | (4) |
| Rumah Tempat Tinggal <i>House</i> | 25 107 | 2 682 700 | 14 928 508 310 |
| Hotel/ObyekPariwisata <i>Hotel / Tourism Object</i> | - | - | - |
| BadanSosial dan RumahSakit / <i>Social and Hospital</i> | - | - | - |
| Tempat Peribadatan <i>Worship Facilities</i> | 522 | 123 891 | 409 879 380 |
| Sarana Umum / <i>Public Utilities</i> | 142 | 15 547 | 38 266 220 |
| Perumahan, Pertokoan, Industri / <i>Housing, Shop, Industrial</i> | 834 | 71 464 | 739 490 260 |
| Instansi Pemerintahan <i>Government Institution</i> | 639 | 110 419 | 851 561 870 |
| Lain-lain / Truk Tangki <i>Others/ Tank Truck</i> | - | - | - |
| Susut / Hilang dalam penyaluran / <i>Losses</i> | - | - | - |
| Jumlah / Total | 27 244 | 3 004 021 | 16 967 706 040 |

Sumber/Source: PDAM Kabupaten Bondowoso/Company of Drinking Water of Bondowoso

Tabel
Table 6.1.7**Banyaknya Pemakaian (konsumsi) Air Bersih Produksi PDAM Menurut Jenis Pelanggan di Kabupaten Bondowoso, 2022**
Number of Consuming Water Produced by PDAM and Type of Consumer in Bondowoso Regency, 2022

| Kecamatan Subdistrict | Rumah Tangga Household | Niaga & Industri Industry | Sosial Social | HU/KU Public Hidrant | Pemerintah Governments |
|--------------------------|------------------------------|---------------------------------|------------------|----------------------------|---------------------------|
| (1) | (2) | (3) | (4) | (5) | (6) |
| Maesan | 172 963 | 5 353 | 16 837 | 1 172 | 8 252 |
| Grujugan | - | - | - | - | - |
| Tamanan | 43 867 | 620 | 3 558 | - | 2 464 |
| Jambesari Darus Sholah | - | - | - | - | - |
| Pujer | - | - | - | - | - |
| Tlogosari | 92 219 | 5 523 | 5 942 | 389 | 5 507 |
| Sukosari | - | - | - | - | - |
| Sumber Wringin | - | - | - | - | - |
| Tapen | 155 342 | 914 | 4 008 | 391 | 4 017 |
| Wonosari | 120 818 | - | 7 777 | - | 477 |
| Tenggarang | 72 658 | 767 | 7 555 | - | 25 579 |
| Bondowoso | 842 273 | 38 961 | 26 731 | 1 772 | 43 698 |
| Curahdami | 199 684 | 1 246 | 11 547 | 568 | 3 383 |
| Binakal | - | - | - | - | - |
| Pakem | - | - | - | - | - |
| Wringin | 155 226 | 2 256 | 4 113 | 7 556 | 2 312 |
| Tegalampel | 257 212 | 4 438 | 7 769 | 745 | 3 621 |
| Taman Krocok | 69 606 | - | 4 444 | 110 | 2 130 |
| Klabang | 11 324 | 4 618 | 1 047 | 279 | 592 |
| Ijen | - | - | - | - | - |
| Botolinggo | - | - | - | - | - |
| Prajekan | 135 679 | 2 603 | 3 801 | 221 | 3 901 |
| Cermee | - | - | - | - | - |
| Bondowoso | 2 332 871 | 67 299 | 105 129 | 13 203 | 105 933 |

Sumber/Source: PDAM Kabupaten Bondowoso/Company of Drinking Water of Bondowoso

Tabel
Table 6.1.8**Produksi Air Bersih PDAM Menurut Pemakaian Rumah
Tangga dan Bulan di Kabupaten Bondowoso, 2022**
**Production of Consuming Water Supply by Household
Consumption and Month in Bondowoso Regency, 2022**

| Bulan Month | Rumah Tangga Household |
|-----------------------|---------------------------|
| (1) | (2) |
| Januari / January | 230 710 |
| Februari / February | 225 430 |
| Maret / March | 202 409 |
| April / April | 222 612 |
| Mei / May | 241 844 |
| Juni / June | 215 358 |
| Juli / July | 214 265 |
| Agustus / August | 226 196 |
| September / September | 232 473 |
| Oktober / October | 225 529 |
| Nopember / November | 227 606 |
| Desember / December | 218 268 |
| Jumlah / Total | 2 682 700 |

Sumber/Source: PDAM Kabupaten Bondowoso/Company of Drinking Water of Bondowoso

Tabel
Table 6.1.9**Jumlah Pelanggan PDAM Menurut Jenis Konsumen di
Kabupaten Bondowoso, 2020–2022**
**Number of Customer by Type of Customers in Bondowoso
Regency, 2020–2022**

| Pelanggan Customers | 2020 | 2021 | 2022 |
|--|---------------|---------------|---------------|
| (1) | (2) | (3) | (4) |
| <i>Sosial / Social</i> | | | |
| Umum / <i>Public</i> | 102 | 94 | 54 |
| Khusus / <i>Special</i> | 467 | 464 | 318 |
| <i>Non Niaga</i> | | | |
| Rumah Tangga / <i>Household</i> | 18 155 | 18 240 | 18 181 |
| Instansi Pemerintah <i>Government Institution</i> | 330 | 326 | 446 |
| <i>Niaga / Trade</i> | | | |
| Besar / <i>Big</i> | 34 | 36 | 38 |
| Kecil / <i>Small</i> | 428 | 429 | 425 |
| <i>Industri / Industry</i> | - | - | - |
| Khusus / <i>Exclusive</i> | - | - | 1 |
| Jumlah / Total | 19 516 | 19 589 | 19 463 |

Sumber/Source: PDAM Kabupaten Bondowoso/Company of Drinking Water of Bondowoso

Tabel 6.1.10 Banyaknya Air Minum yang Disalurkan (m³) Menurut Jenis Konsumen di Kabupaten Bondowoso, 2020–2022
Table *Number of Drinking water Channeled of Type consument in Bondowoso Regency, 2020–2022*

| Pelanggan Customers | 2020 | 2021 | 2022 |
|---|------------------|------------------|------------------|
| (1) | (2) | (3) | (4) |
| <i>Sosial / Social</i> | | | |
| Umum / Public | 24 048 | 20 015 | 15 547 |
| Khusus / Special | 151 672 | 143 883 | 123 891 |
| <i>Non Niaga</i> | | | |
| Rumah Tangga / Household | 2 775 878 | 2 753 774 | 2 682 700 |
| Instansi Pemerintah Government Institution | 102 487 | 92 060 | 110 419 |
| <i>Niaga / Trade</i> | | | |
| Besar / Big | 60 276 | 58 539 | 7 769 |
| Kecil / Small | 5 936 | 5 434 | 59 228 |
| <i>Industri / Industry</i> | | | |
| Khusus / Exclusive | - | - | 4 467 |
| Jumlah / Total | 3 120 297 | 3 073 705 | 3 004 021 |

Sumber/Source: PDAM Kabupaten Bondowoso/Company of Drinking Water of Bondowoso

Tabel
Table 6.1.11

Banyaknya Pelanggan, Produksi dan Nilai Produksi Air Minum di Kabupaten Bondowoso, 2021-2022
Number of Customer, Production and Production value of Drinking Water in Bondowoso Regency, 2021-2022

| Uraian Description | 2021 | 2022 |
|--|----------------|----------------|
| (1) | (2) | (3) |
| Jumlah pelanggan / <i>Consumer</i> | 19 589 | 19 463 |
| Produksi / <i>Water produced (m³)</i> | 3 073 705 | 3 004 021 |
| Nilai Produksi / <i>Production Value</i> | 15 822 083 780 | 16 967 706 040 |
| Harga Rata rata per m ³ | 4 978 | 5 051 |
| Tenaga Kerja / <i>Man Power</i> | 126 | - |

Sumber/Source: PDAM Kabupaten Bondowoso/Company of Drinking Water of Bondowoso

6.2 INDUSTRI INDUSTRY

Tabel 6.2.1 Banyaknya Industri Kecil, Tenaga Kerja dan Produksi di Kabupaten Bondowoso, 2022
Table 6.2.1 Number of Small Industry, Manpower and Production in Bondowoso Regency, 2022

| Jenis Industri <i>Kinds of Industry</i> | Perusahaan <i>Establishments</i> | Tenaga Kerja <i>Manpower</i> | Nilai Produksi (Rp) <i>Production Value (Rp)</i> |
|---|-------------------------------------|---------------------------------|---|
| (1) | (2) | (3) | (4) |
| Industri Batubara dan Pengilangan Migas | - | - | - |
| Industri Makanan dan Minuman | 3 738 | 12 455 | 464 785 973 300 |
| Industri Pengolahan Tembakau | 5 897 | 23 223 | 20 311 053 900 |
| Industri Tekstil dan Pakaian Jadi | 2 504 | 6 554 | 52 083 474 100 |
| Industri Kulit, Barang dari Kulit dan Alas Kaki | 36 | 87 | 2 500 190 500 |
| Industri Kayu, Barang dari Kayu dan Gabus dan Barang Anyaman dari Bambu, Rotan dan Sejenisnya | 4 990 | 6 088 | 23 881 220 400 |
| Industri Kertas dan Barang dari Kertas; Percetakan dan Reproduksi Media Rekaman | 72 | 261 | 870 100 600 |
| Industri Kimia, Farmasi dan Obat Tradisional | 137 | 328 | 2 290 700 500 |
| Industri Karet, Barang dari Karet dan Plastik | 73 | 174 | 4 725 312 000 |
| Industri Barang Galian bukan Logam | 969 | 2 942 | 384 000 255 400 |
| Industri Logam Dasar | - | - | - |
| Industri Barang Logam; Komputer, Barang Elektronik, Optik dan Peralatan Listrik | 111 | 305 | 6 052 225 100 |
| Industri Mesin dan Perlengkapan | - | - | - |
| Industri Alat Angkutan | - | - | - |
| Industri Furnitur | 1 023 | 1 828 | 38 500 700 |
| Industri Pengolahan Lainnya; Jasa Reparasi dan Pemasangan Mesin dan Peralatan | 1 241 | 2 926 | 101 980 500 |
| Bondowoso | 20 791 | 57 171 | 961 640 987 000 |

Sumber/Source: Dinas Koperasi, Perindustrian dan Perdagangan Kabupaten Bondowoso / Department of Cooperatives, Industry and Trade of Bondowoso Regency

BAB 7

Pariwisata *Tourism*

Terdapat **19 hotel**
di Kabupaten Bondowoso



Rentang tarif hotel
60.000 - 3.150.000



Fun Fact

Di kab. Bondowoso terdapat
Ijen Geopark dan didaftarkan
UNESCO Global Geopark



PENJELASAN TEKNIS

1. Wisatawan mancanegara (wisman) ialah setiap pengunjung yang mengunjungi suatu negara di luar tempat tinggalnya, didorong oleh satu atau beberapa keperluan tanpa bermaksud memperoleh penghasilan di tempat yang dikunjungi dan lamanya kunjungan tersebut tidak lebih dari satu tahun (12 bulan). Definisi ini mencakup 2 (dua) kategori wisatawan mancanegara, yaitu :
 - a. Wisatawan (turis) ialah setiap pengunjung seperti definisi di atas yang tinggal paling sedikit 24 jam, akan tetapi tidak lebih dari 1 (satu) tahun di tempat yang dikunjungi, dengan maksud antara lain: berlibur, rekreasi, olah raga, bisnis, menghadiri pertemuan, studi, dan kunjungan dengan alasan kesehatan.
 - b. Excursionist ialah setiap pengunjung seperti definisi di atas yang tinggal kurang dari 24 jam di tempat yang dikunjungi (termasuk "Cruise passengers"). Cruise Passengers ialah setiap pengunjung yang tiba di suatu negara di mana mereka tidak menginap di akomodasi yang tersedia di negara tersebut, misalnya dengan kapal laut.
2. Rata-rata lama tinggal adalah rata-rata waktu tinggal wisatawan mancanegara di Indonesia satu

TECHNICAL NOTES

1. *An International Visitor is any person visiting a country other than his usual place of residence for any reason other than for earning income in the country visited, and the length of stay is no more than one year (12 months). This definition covers two categories of foreign visitors, namely:*
 - a. *"Tourist" is any visitor staying for at least 24 hours, but no more than one year, in the country visited, with the intention of visiting, and for any of these purposes: Pleasure, recreation and sports, Business, visiting friends and relatives, missions, attending meetings, conferences, visit for health reasons and study.*
 - b. *"Excursionist" is any visitor staying less than 24 hours in the country visited including, "Cruise Passengers", i.e. visitors arriving in a country without staying in any accommodation available in the visited country.*
2. *Average length of stay is the average stay duration of foreign visitor in Indonesia for one*

- kali kunjungan.
3. Usaha penyediaan akomodasi adalah usaha yang menyediakan pelayanan penginapan yang dapat dilengkapi dengan pelayanan pariwisata lainnya. Usaha penyediaan akomodasi dapat berupa hotel, vila, pondok wisata, bumi perkemahan, persinggahan karavan, dan akomodasi lainnya yang digunakan untuk tujuan pariwisata.
 4. Hotel adalah penyediaan akomodasi secara harian berupa kamar-kamar di dalam satu bangunan yang dapat dilengkapi dengan jasa pelayanan makan dan minum, kegiatan hiburan dan atau fasilitas lainnya. Hotel terdiri dari hotel berbintang dan hotel non- bintang.
 5. Hotel bintang adalah usaha penyediaan jasa pelayanan penginapan, makan minum serta jasa lainnya bagi umum dengan menggunakan sebagian atau seluruh bangunan. Usaha ini dikelola secara komersial serta memenuhi ketentuan persyaratan sebagai hotel bintang (termasuk berlian) yang ditetapkan dalam surat keputusan instansi yang membinanya. Misalnya hotel bintang lima, hotel bintang empat dan seterusnya.
3. *The business of providing accommodation is a business that provides specialty services that can be equipped with other tourism services. It includes hotel, villa, cottage, camping, caravan stop, and other accommodation that are used for tourism purposes.*
 4. *Hotel is a daily supply of accommodation rooms within a building which can be equipped with eating and drinking services, entertainment activities and/or other facilities. Hotel consists of a classified hotel and a non-classified hotel.*
 5. *A star hotel is the business of providing an accommodation, eating and drinking as well as other services for the public by using a building or a part of a building. It is managed commercially and meets specified requirements as a star hotel (including diamonds) set forth in the decree of fostering agency. For example, five star hotel, four star hotel, and so on.*

6. Tingkat penghunian kamar hotel adalah persentase banyaknya malam kamar yang dihuni terhadap banyaknya malam kamar yang tersedia.
 7. Rata-rata lamanya tamu menginap adalah banyaknya malam tempat tidur yang terpakai (malam tamu) dengan banyaknya tamu yang menginap di hotel atau akomodasi lainnya.
6. *Room occupancy rate is the number of room-nights occupied divided by the number of room-nights available, multiplied by 100 percent.*
 7. *Average length of stay is the number of bed-nights used (guest night) divided by the number of guests coming to spend the night at the accommodation.*

<https://bondowosokab.bps.go.id>

ULASAN

Jumlah hotel di Kabupaten Bondowoso sebanyak 19 unit dengan tarif antara Rp. 45.000 sampai yang termahal Rp. 3.150.000.

Jumlah wisatawan pada tahun 2022 sebanyak 101.015 orang

DESCRIPTION

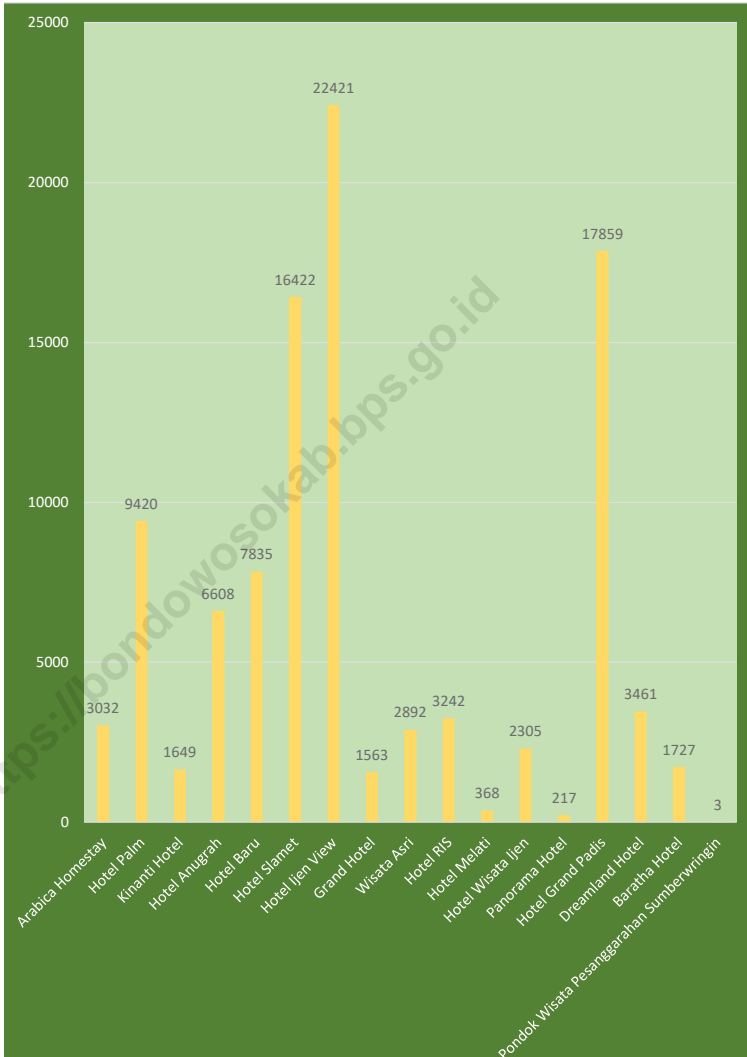
The number of hotels in Bondowoso Regency is 19 units with rates between Rp. 45.000 to the most expensive Rp. 3.150.000.

In 2022, there are 101.015 tourists that visit Bondowoso Regency..

<https://bondowosokab.bps.go.id>

Gambar 7.1
Figures

Kunjungan Wisatawan pada Hotel di Kabupaten Bondowoso, 2022
Tourist Visits to Hotels in Bondowoso Regency, 2022



Sumber/Source: Dinas Pariwisata, Pemuda dan Olah Raga Kabupaten Bondowoso/Tourism, Youth and Sport Department of Bondowoso Regency

Tabel
Table 7.1**Jumlah Akomodasi Hotel Menurut Kecamatan di
Kabupaten Bondowoso, 2022**
*Number of Hotel Accomodations by Subdistrict in
Bondowoso Regency, 2022*

| Kecamatan Subdistrict | Hotel Hotels | Kamar Rooms | Tempat Tidur Beds |
|--------------------------|-----------------|----------------|----------------------|
| (1) | (2) | (3) | (4) |
| Maesan | - | - | - |
| Grujugan | 1 | 28 | 34 |
| Tamanan | - | - | - |
| Jambesari Darus Sholah | - | - | - |
| Pujer | 1 | 12 | 12 |
| Tlogosari | - | - | - |
| Sukosari | - | - | - |
| Sumber Wringin | 1 | 8 | 12 |
| Tapen | 1 | 21 | 24 |
| Wonosari | - | - | - |
| Tenggarang | - | - | - |
| Bondowoso | 11 | 455 | 750 |
| Curahdami | - | - | - |
| Binakal | - | - | - |
| Pakem | - | - | - |
| Wringin | - | - | - |
| Tegalampel | 2 | 36 | 41 |
| Taman Krocok | - | - | - |
| Klabang | - | - | - |
| Ijen | 2 | 71 | 118 |
| Botolinggo | - | - | - |
| Prajekan | - | - | - |
| Cermee | - | - | - |
| Bondowoso | 19 | 631 | 991 |

Sumber/Source: Survei Perusahaan/Usaha Jasa Akomodasi, BPS Kab. Bondowoso/Accommodation Services Establishment Survey, BPS-Statistics of Bondowoso Regency

Tabel
Table 7.2**Hotel Menurut Jumlah Kamar, Tempat Tidur dan Tarif Kamar di Kabupaten Bondowoso, 2022**
Hotel by Rooms, Bedrooms Fare in Bondowoso Regency, 2022

| Nama Hotel <i>Name of Hotel</i> | Jumlah Kamar <i>Number of Rooms</i> | Tempat Tidur <i>Beds</i> | Tarif Kamar Min (Rp) <i>Rate Rooms Min (Rp)</i> | Tarif Kamar Max (Rp) <i>Rate Rooms Max (Rp)</i> |
|---|---|------------------------------------|---|---|
| (1) | (2) | (3) | (4) | (5) |
| Catimore Homestay | 40 | 73 | 200 000 | 360 000 |
| Arabica Homestay | 31 | 45 | 200 000 | 450 000 |
| Hotel Palm | 62 | 108 | 352 000 | 620 000 |
| Kinanti Hotel | 15 | 17 | 55 000 | 70 000 |
| Hotel Anugrah | 28 | 52 | 110 000 | 192 500 |
| Hotel Baru | 39 | 76 | 80 000 | 200 000 |
| Hotel Slamet | 58 | 92 | 55 000 | 330 000 |
| Hotel Jjen View | 65 | 130 | 297 000 | 605 000 |
| Grand Hotel | 20 | 20 | 50 000 | 75 000 |
| Wisata Asri | 28 | 34 | 45 000 | 130 000 |
| Hotel RIS | 13 | 13 | 50 000 | 60 000 |
| Hotel Melati | 12 | 12 | 50 000 | 70 000 |
| Hotel Wisata Ijen | 21 | 24 | 45 000 | 100 000 |
| Panorama Hotel | 23 | 28 | 90 000 | 250 000 |
| Hotel Grand Padis | 72 | 144 | 550 000 | 3 150 000 |
| Dreamland Hotel | 48 | 48 | 375 000 | 525 000 |
| Baratha Hotel | 25 | 40 | 295 000 | 760 000 |
| Pondok Wisata Pesanggrahan Sumberwringin | 8 | 12 | 100 000 | 250 000 |
| Billy Dimmy Homestay | 10 | 10 | 125 000 | 125 000 |
| Bondowoso | | | | |

Sumber/Source: Survei Perusahaan/Usaha Jasa Akomodasi, BPS Kab. Bondowoso/*Accommodation Services Establishment Survey, BPS-Statistics of Bondowoso Regency*

Tabel
Table 7.3**Jumlah Kunjungan Wisatawan pada Hotel di Kabupaten Bondowoso, 2022**
Number of Tourist Visits to Hotels in Bondowoso Regency, 2022

| Nama Hotel <i>Name of Hotel</i> | Kunjungan Wisatawan Nusantara <i>Tourists of Domestic Visiting</i> | Kunjungan Wisatawan Asing <i>Tourists of Foreigners Visiting</i> | Jumlah Total |
|---|--|--|---------------------|
| (1) | (2) | (3) | (4) |
| Catimore Homestay | - | - | - |
| Arabica Homestay | 2 929 | 94 | 3 032 |
| Hotel Palm | 8 096 | 1 324 | 9 420 |
| Kinanti Hotel | 1 649 | - | 1 649 |
| Hotel Anugrah | 6 608 | - | 6 608 |
| Hotel Baru | 7 835 | - | 7 835 |
| Hotel Slamet | 16 422 | - | 16 422 |
| Hotel Ijen View | 18 519 | 3 902 | 22 421 |
| Grand Hotel | 1 563 | - | 1 563 |
| Wisata Asri | 2 892 | - | 2 892 |
| Hotel RIS | 3 242 | - | 3 242 |
| Hotel Melati | 368 | - | 368 |
| Hotel Wisata Ijen | 2 305 | - | 2 305 |
| Panorama Hotel | 217 | - | 217 |
| Hotel Grand Padis | 15 009 | 2 850 | 17 859 |
| Dreamland Hotel | 3 441 | 20 | 3 461 |
| Baratha Hotel | 1 615 | 112 | 1 727 |
| Pondok Wisata Pesanggrahan Sumberwringin | 3 | - | 3 |
| Bondowoso | 92 713 | 8 302 | 101 015 |

Sumber/Source: Dinas Pariwisata, Pemuda dan Olah Raga Kabupaten Bondowoso/*Touristm, Youth and Sport Department of Bondowoso Regency*

BAB 8

Transportasi dan Komunikasi *Transportation and Communication*

satu - satunya terminal

Jumlah pemberangkatan bus tahun 2022 mencapai **13 050**



PENJELASAN TEKNIS

1. Kendaraan bermotor adalah setiap kendaraan yang digerakkan oleh peralatan teknik yang ada pada kendaraan tersebut, biasanya digunakan untuk angkutan orang atau barang di atas jalan raya selain kendaraan yang berjalan di atas rel. Kendaraan bermotor yang dicatat adalah semua jenis kendaraan kecuali kendaraan bermotor TNI/Polri dan Korps Diplomatik.
2. Mobil penumpang adalah setiap kendaraan bermotor yang dilengkapi dengan tempat duduk untuk sebanyak-banyaknya delapan orang, tidak termasuk tempat duduk untuk pengemudi, baik dilengkapi atau tidak dilengkapi bagasi.
3. Mobil bis adalah setiap kendaraan bermotor yang dilengkapi dengan tempat duduk untuk lebih dari delapan orang, tidak termasuk tempat duduk untuk pengemudi, baik dilengkapi atau tidak dilengkapi bagasi.
4. Mobil truk adalah setiap kendaraan bermotor yang digunakan untuk angkutan barang, selain mobil penumpang, mobil bis dan kendaraan bermotor roda dua.

TECHNICAL NOTES

1. *Motor vehicles are any kind of vehicles motorized by machine set up in those vehicles, they are usually used for transporting peoples or goods on roads except vehicles moving along a railway line. The data cover all kinds of motor vehicles except those belong to Indonesia Army Force Indonesian State Police and Diplomatic Corps.*
2. *Passenger cars are any motor vehicles with no more than eight seats, excluding seat for driver, it can be with or without hoot.*
3. *Buses are large passenger cars having seats for more than eight passengers, excluding seat for driver, it can be with or without hoot.*
4. *Trucks are any motor vehicles used to transport goods excluding passenger cars, buses, and motorcycles.*

5. Kantor Pos adalah tempat pemberi pelayanan komunikasi tertulis dan atau surat elektronik, layanan paket, layanan logistik, layanan transaksi keuangan, dan layanan keagenan pos untuk kepentingan umum. Rumah pos berfungsi sama seperti kantor pos dan kantor pos pembantu.
5. *Post Office is a service provider facility of written communication and or electronic mail, parcel service, logistics services, financial transaction services, and postal services to the public. Postal house has the same function as the post office and subsidiary of post office, the difference is that postal house is usually located in remote areas.*

<https://bondowosokab.bps.go.id>

ULASAN**Transportasi Darat**

Data jumlah bus, mobil penumpang umum yang berangkat dan datang dapat dilihat di tabel 8.1 sampai dengan tabel 8.2. Secara keseluruhan jumlah pemberangkatan dan kedatangan kendaraan bis dari terminal bis mengalami peningkatan pada tahun 2022. Kota tujuan pemberangkatan terbanyak adalah Madura dan Situbondo, peningkatan pemberangkatan tersebut berbanding lurus dengan jumlah penumpang yang mengalami peningkatan baik yang berangkat maupun yang datang.

Berdasarkan catatan pada dinas pendapatan daerah atas retribusi pembayaran pajak kendaraan tahun 2020, jumlah kendaraan bermotor terbanyak adalah jenis sepeda motor roda dua yang mencapai 120.749 kendaraan, menyusul jenis station wagon sebanyak 14.953 kendaraan dan terbanyak ketiga adalah jenis truk sebanyak 4.399 kendaraan. Panjang jalan Kabupaten jenis permukaan jalan aspal mencapai 81,6 persen dari seluruh jalan yang ada.

Pos

Sarana produksi pelayanan Pos tidak mengalami perubahan jumlah dibanding tahun 2019 yaitu Kantor Pos 1 unit dan Pos Pembantu sebanyak 13 unit.

Layanan Pos yang dikirim dan diterima oleh Kantor Pos Bondowoso

DESCRIPTION**Land transportation**

Data on the number of buses, public passenger cars departing and coming can be seen in tables 8.1 through table 8.2. Overall the number of bus departures and arrivals from bus terminals has increased in 2022. The most departure destinations are Madura and Situbondo, the increase in departures is directly proportional to the number of passengers

Based on the notes on the regional revenue service for vehicle tax payments in 2020, the largest number of motorized vehicles was the type of two-wheeled motorcycles which reached 120.749 vehicles, following the station wagon type of 14.953 vehicles and the third most was 4.399 vehicles. Regency road lengths of asphalt road surface type reached 81,6 percent of all existing roads.

Post

Postal service production facilities has not changed in number compared to 2019 were Post Office 1 unit and Auxiliary Post. Postal Services that are sent and received by the most Bondowoso Post Offices are Express Mail and Domestic Express Parcel Posts. The transaction

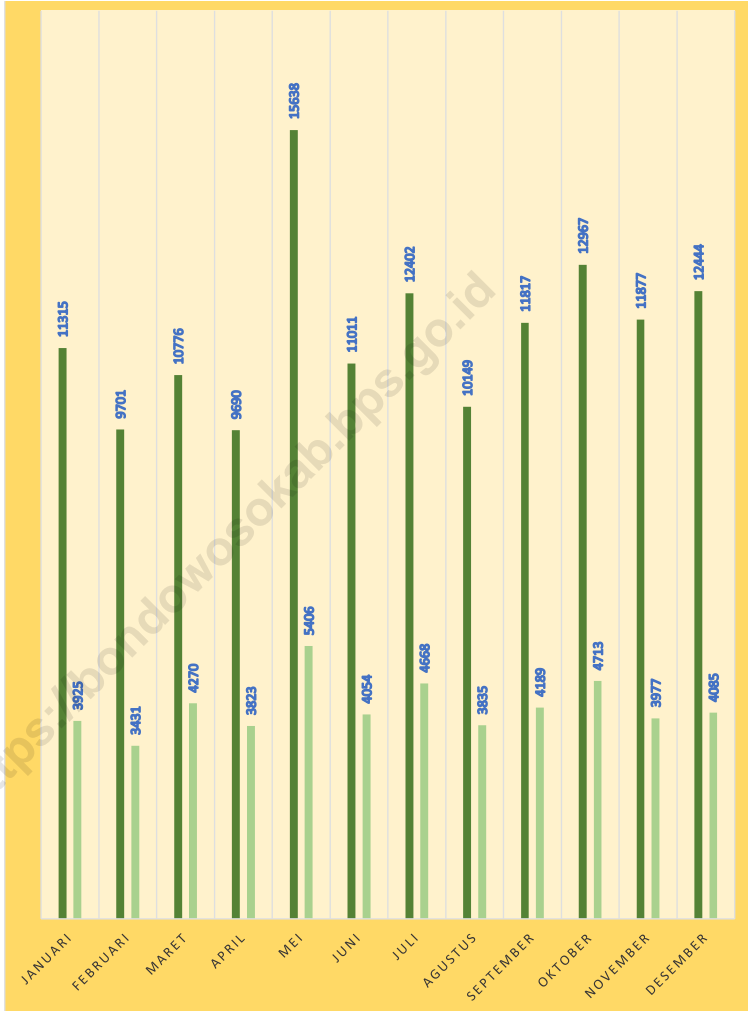
terbanyak adalah Pos Kilat dan Pos Paket Dalam Negeri Kilat. Nilai transaksi pengiriman pos paket yang dikirim mengalami sedikit penurunan. Hal ini menunjukkan bahwa layanan pengiriman barang melalui kantor pos masih diminati di tengah persaingan.

value of parcel postal shipments sent has decreased. It shows that delivery of good through the post office is in great demand. This shows that the service of sending goods through post offices is still in demand amidst the competition.

<https://bondowosokab.bps.go.id>

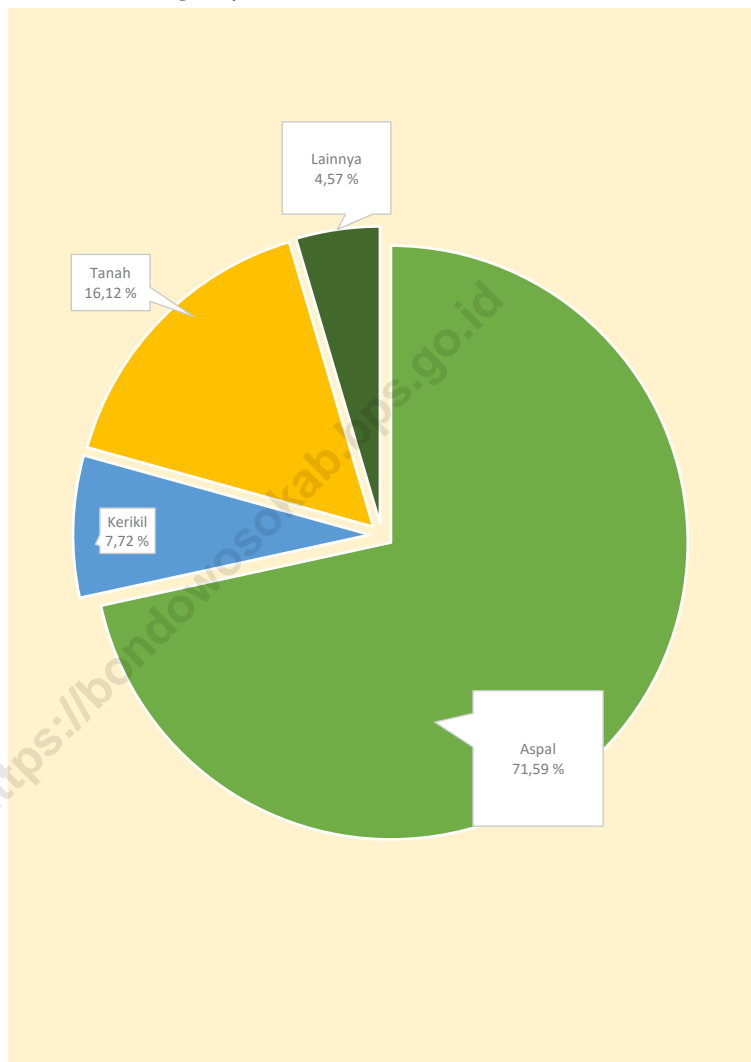
Gambar 8.1
Figures

Jumlah Penumpang Bis Domestik yang Berangkat dan Datang di Terminal Kabupaten Bondowoso, 2022
Number of Bus and Passengers Arrive and Depart in Bus Station of Bondowoso Regency, 2022



Sumber/Source: UPT P3 LLAJ Jember/ UPT P3 LLAJ Jember

Gambar 8.2 Panjang Jalan Menurut Jenis Permukaan Jalan di Kabupaten Bondowoso (km), 2021
Figures **8.2** Length of Roads by Type of Road Surface in Bondowoso Regency (km), 2021



Sumber/Source: Dinas Pekerjaan Umum dan Penataan Ruang Kabupaten Bondowoso / Public Works and Spatial Planning Agency of Bondowoso Regency

8.1 TRANSPORTASI TRANSPORTATION

Tabel 8.1.1 Panjang Jalan¹ Menurut Tingkat Kewenangan Pemerintahan di Kabupaten Bondowoso (km), 2019–2021
Table 8.1.1 Length of Roads¹ by Level of Government Authority in Bondowoso Regency (km), 2019–2021

| Tingkat Kewenangan Pemerintahan Level of Government Authority | 2019 | 2020 | 2021 |
|--|------------------|------------------|------------------|
| (1) | (2) | (3) | (4) |
| Negara ² /State ² | - | - | - |
| Provinsi/Province | 68,880 | 68,880 | 68,880 |
| Kabupaten/Kota Regency/Municipality | 1 395,276 | 1 395,276 | 1 395,276 |
| Jumlah/Total | 1 464,156 | 1 464,156 | 1 464,156 |

Catatan/Note: ¹ Data tidak termasuk panjang jalan tol/Excluding toll road

² Berdasarkan Keputusan Menteri Pekerjaan Umum dan Perumahan Rakyat No. 248/KPTS/M/2015/Based on Public Work and Public Housing Ministerial Decree No. 248/KPTS/M/2015

Sumber/Source: Dinas Bina Marga, Sumber Daya Air dan Bina Konstruksi Kabupaten Bondowoso/ Public Works, Water Resources and Construction Service of Bondowoso Regency

Tabel 8.1.2 Panjang Jalan Menurut Jenis Permukaan Jalan di Kabupaten Bondowoso (km), 2019–2021
Table Length of Roads by Type of Road Surface in Bondowoso Regency (km), 2019–2021

| Jenis Permukaan Jalan Type of Road Surface | 2019 | 2020 | 2021 |
|---|------------------|------------------|------------------|
| (1) | (2) | (3) | (4) |
| Aspal/Paved | 1 194,743 | 1 194,740 | 998,959 |
| Kerikil/Gravel | 66,536 | 66,540 | 107,730 |
| Tanah/Soil | 202,870 | 202,880 | 224,884 |
| Lainnya/Others | - | - | 63,703 |
| Jumlah/Total | 1 464,156 | 1 464,160 | 1 395,276 |

Sumber/Source: Dinas Bina Marga, Sumber Daya Air dan Bina Konstruksi Kabupaten Bondowoso/ Public Works, Water Resources and Construction Service of Bondowoso Regency

Tabel 8.1.3 Panjang Jalan Menurut Kondisi Jalan di Kabupaten Bondowoso (km), 2019–2021
Table 8.1.3 Length of Roads by Condition of Roads in Bondowoso Regency (km), 2019–2021

| Kondisi Jalan Condition of Roads | 2019 | 2020 | 2021 |
|-------------------------------------|------------------|------------------|------------------|
| (1) | (2) | (3) | (4) |
| Baik/Good | ... | 881,122 | 808,043 |
| Sedang/Moderate | ... | 88,964 | 174,669 |
| Rusak/Damage | ... | 195,450 | 76,145 |
| Rusak Berat/Severely Damage | ... | 229,730 | 336,419 |
| Jumlah/Total | 1 464,156 | 1 395,266 | 1 395,276 |

Sumber/Source: Dinas Bina Marga, Sumber Daya Air dan Bina Konstruksi Kabupaten Bondowoso/ Public Works, Water Resources and Construction Service of Bondowoso Regency

Tabel 8.1.4 Banyaknya Jembatan dan Gorong-gorong Menurut Jenis Konstruksi dan Kondisi (km) di Kabupaten Bondowoso, 2022
Number of Bridges and Drainage by Types of Construction and Condition (km) in Bondowoso Regency, 2022

| Jenis Konstruksi Kinds of Construction | Baik Good | Sedang Moderate | Rusak Damaged | Jumlah Total |
|---|--------------|--------------------|------------------|-----------------|
| (1) | (2) | (3) | (4) | (5) |
| Jembatan / Bridges | | | | |
| a. Baja / Steel | 1 | - | - | 1 |
| b. Beton / Concrete | 159 | 31 | 6 | 196 |
| c. Composit / Composite | 73 | 3 | 0 | 76 |
| d. Kayu / Wood | - | - | - | - |
| e. Bata / Brick | 9 | 15 | 3 | 27 |
| Gorong-gorong / Drainage | | | | |
| | - | - | - | - |

Sumber/Source: Dinas Bina Marga, Sumber Daya Air dan Bina Konstruksi Kabupaten Bondowoso/ Public Works, Water Resources and Construction Service of Bondowoso Regency

Tabel
Table 8.1.5

Banyaknya Bus dan Penumpang yang Berangkat dan Datang di Terminal Menurut Bulan di Kabupaten Bondowoso, 2022
Number of Bus and Passengers Arrive and Depart in Bus Station by Month in Bondowoso Regency, 2022

| Bulan Month | Berangkat Departure | | Datang Arrival | |
|-----------------------|------------------------|-------------------------|-------------------|-------------------------|
| | Bus Bus | Penumpang Passengers | Bus Bus | Penumpang Passengers |
| (1) | (2) | (3) | (4) | (5) |
| Januari / January | 1 471 | (3) | 1 471 | 3 925 |
| Februari / February | 1 347 | 11 315 | 1 347 | 3 431 |
| Maret / March | 1 415 | 9 701 | 1 415 | 4 270 |
| April / April | 1 225 | 10 776 | 1 225 | 3 823 |
| Mei / May | 1 439 | 9 690 | 1 439 | 5 406 |
| Juni / June | 1 393 | 15 638 | 1 393 | 4 054 |
| Juli / July | 1 396 | 11 011 | 1 396 | 4 668 |
| Agustus / August | 1 251 | 12 402 | 1 252 | 3 835 |
| September / September | 1 401 | 10 149 | 1 401 | 4 189 |
| Oktober / October | 1 428 | 11 817 | 1 428 | 4 713 |
| Nopember / November | 1 345 | 12 967 | 1 345 | 3 977 |
| Desember / December | 1 365 | 11 877 | 1 365 | 4 085 |
| Jumlah / Total | 16 476 | 12 444 | 16 477 | 50 376 |

Sumber/Source: UPT P3 LLAJ Jember/ UPT P3 LLAJ Jember

Tabel 8.1.6 Jumlah Pemberangkatan Bus dan Penumpang yang Berangkat dan Datang di Terminal Menurut Trayek di Kabupaten Bondowoso, 2022
Number of Bus Departure and Passengers Arrive and Depart in Bus Station by Route in Bondowoso Regency, 2022

| Bulan Month | Jumlah Pemberangkatan Bus Number of Bus departure | Penumpang Passenger | |
|-----------------------|--|------------------------|-------------------|
| | | Berangkat Departure | Datang Arrival |
| (1) | (2) | (3) | (4) |
| Madura | 1 560 | 21 728 | 1 474 |
| Malang | 166 | 428 | - |
| Situbondo | 4 081 | 19 857 | 15 630 |
| Jember | 4 309 | 18 560 | 16 099 |
| Surabaya | 2 934 | 19 278 | 5 427 |
| Jumlah / Total | 13 050 | 79 851 | 38 630 |

Sumber/Source: UPT P3 LLAJ Jember/ UPT P3 LLAJ Jember

Tabel
Table 8.1.7**Jumlah Kendaraan Bermotor Menurut Jenis Kendaraan dan Objek Pajak Berdasar Warna Plat Nomor di Kabupaten Bondowoso, 2021**
Number of Motor Vehicles by Type and Kind of Tax Vehicles by Colour of Police Number in Bondowoso Regency, 2021

| Jenis Kendaraan Kind of Vehicles | Hitam Black | Merah Red | Kuning Yellow | Jumlah Total |
|-------------------------------------|----------------|--------------|------------------|-----------------|
| (1) | (2) | (3) | (4) | (5) |
| Sedan / <i>Sedan</i> | 604 | 3 | - | 607 |
| Jeep / <i>Jeep</i> | 720 | 5 | - | 725 |
| Station Wagon | 13 565 | 227 | 3 | 13 795 |
| Bus | 1 | 3 | - | 4 |
| Truk / <i>Truck</i> | 4 | - | 1 | 5 |
| Sepeda Motor / <i>Motorcycle</i> | 98 374 | 1 376 | - | 99 750 |
| Alat Berat / <i>Heavy Vehicles</i> | - | - | - | - |
| Jumlah / Total | 113 268 | 1 614 | 4 | 114 886 |

Sumber/Source: UPT BAPENDA Provinsi Jawa Timur / UPT BAPENDA East Java Province

8.2 KOMUNIKASI COMMUNICATION

Tabel 8.2.1 Jumlah Kantor Pos Pembantu Menurut Kecamatan di Kabupaten Bondowoso, 2019–2022
Number of Post Offices Subsidiaries by Subdistrict in Bondowoso Regency, 2019–2022

| Kecamatan Subdistrict | 2019 | 2020 | 2021 | 2022 |
|--------------------------|-----------|-----------|-----------|-----------|
| (1) | (2) | (3) | (4) | (5) |
| Maesan | 1 | 1 | 1 | 1 |
| Grujugan | 1 | 1 | 1 | 1 |
| Tamanan | 1 | 1 | 1 | 1 |
| Jambesari Darus Sholah | - | - | - | - |
| Pujer | 1 | - | - | - |
| Tlogosari | 1 | 1 | 1 | 1 |
| Sukosari | 1 | 1 | 1 | 1 |
| Sumber Wringin | - | - | - | - |
| Tapen | - | - | - | - |
| Wonosari | 1 | 1 | 1 | 1 |
| Tenggarang | 1 | 1 | 1 | 1 |
| Bondowoso | | | | |
| Curahdami | 1 | 1 | 1 | 1 |
| Binakal | - | 1 | 1 | 1 |
| Pakem | - | - | - | - |
| Wringin | 1 | 1 | 1 | 1 |
| Tegalampel | - | - | - | - |
| Taman Krocok | - | - | - | - |
| Klabang | 1 | 1 | 1 | 1 |
| Ijen | - | - | - | - |
| Botolinggo | - | - | - | - |
| Prajekan | 1 | 1 | 1 | 1 |
| Cermee | 1 | 1 | 1 | 1 |
| Bondowoso | 13 | 13 | 13 | 13 |

Sumber/Source: PT Pos Indonesia, Bondowoso / Indonesian Post Offices, Ltd of Bondowoso Regency

Tabel
Table 8.2.2

Banyaknya Layanan PT Pos Indonesia yang Dikirim dan Diserahkan / Diterima Menurut Jenisnya di Kabupaten Bondowoso, 2021-2022
Number of Post Production Facility by Its Type in Bondowoso Regency, 2021-2022

| Sarana Produksi Facility Post | Dikirim Sent | | Diterima Received | |
|----------------------------------|-----------------|---------------|----------------------|----------------|
| | 2021 | 2022 | 2021 | 2022 |
| (1) | (2) | (3) | (4) | (5) |
| Pos Paket Dalam Negeri Biasa | 1 558 | 1 845 | 1 931 | 3 164 |
| Pos Paket Dalam Negeri Kilat | 12 434 | 77 710 | 11 515 | 101 477 |
| Pos Paket Luar Negeri Biasa | - | - | 7 | 37 |
| Pos Paket Luar Negeri Kilat | 235 | 295 | 249 | 210 |
| Surat Biasa (ribu) | 16 | 530 | 302 | 1 309 |
| Pos Kilat | 741 | 3 552 | 6 683 | 2 396 |
| Pos Kilat Khusus | 68 156 | 468 | 95 923 | 3 068 |
| Jumlah / Total | 83 140 | 84 400 | 116 610 | 111 661 |

Sumber/Source: PT Pos Indonesia, Bondowoso / Indonesian Post Offices, Ltd of Bondowoso Regency

Tabel
Table 8.2.3**Wesel Pos Dalam dan Luar Negeri yang Dikirim dan Diterima di Kabupaten Bondowoso, 2018-2022**
Domestic and International Post Draft Sent and Received in Bondowoso Regency, 2018-2022

| Tahun Years | Dikirim Sent | | Diterima Received | |
|----------------|-----------------|---------------------|----------------------|---------------------|
| | Jumlah Total | Nilai Value (Rp) | Jumlah Total | Nilai Value (Rp) |
| (1) | (2) | (3) | (4) | (5) |
| 2018 | 4 338 | 7 348 159 630 | 17 421 | 38 957 113 502 |
| 2019 | 3 956 | 6 431 206 114 | 12 668 | 31 680 249 272 |
| 2020 | 9 090 | 7 133 781 074 | 14 752 | 28 285 251 528 |
| 2021 | 4 410 | 5 036 657 783 | 6 904 | 22 477 195 791 |
| 2022 | 3 733 | 3 251 112 588 | 5 823 | 19 221 998 899 |

Sumber/Source: PT Pos Indonesia, Bondowoso / Indonesian Post Offices, Ltd of Bondowoso Regency

Tabel
Table 8.2.4

Surat Pos Dalam dan Luar Negeri yang Dikirim dan Diterima di Kabupaten Bondowoso, 2018-2022
Domestic and International Post Draft Sent and Received in Bondowoso Regency, 2018-2022

| Tahun Years | Dalam Negeri Domestic | | Luar Negeri International | |
|----------------|--------------------------|---------------------|------------------------------|---------------------|
| | Jumlah Total | Nilai Value (Rp) | Jumlah Total | Nilai Value (Rp) |
| (1) | (2) | (3) | (4) | (5) |
| 2018 | 28 115 | 97,156 | 342 | 290 |
| 2019 | 28 444 | 138 753 | 309 | 415 |
| 2020 | 14 554 | 148 037 | 283 | 145 |
| 2021 | 41 315 | 98 772 | 27 | 11 |
| 2022 | 49 350 | 598 588 950 | 294 | 1 048 690 |

Sumber/Source: PT Pos Indonesia, Bondowoso / Indonesian Post Offices, Ltd of Bondowoso Regency

Tabel 8.2.5 **Paket Pos Dalam dan Luar Negeri yang Dikirim dan Diterima di Kabupaten Bondowoso, 2018-2022**
Table *Domestic and International Postal Parcels Sent and Received in Bondowoso Regency, 2018-2022*

| <i>Tahun Years</i> | <i>Dikirim Sent</i> | <i>Diterima Received</i> |
|------------------------|-------------------------|------------------------------|
| (1) | (2) | (3) |
| 2018 | 71 059 | 110 035 |
| 2019 | 113 633 | 113 907 |
| 2020 | 80 790 | 100 098 |
| 2021 | 1 743 | 2 182 |
| 2022 | 66 678 | 79 724 |

Sumber/Source: PT Pos Indonesia, Bondowoso / Indonesian Post Offices, Ltd of Bondowoso Regency

BAB 9

Perbankan, Koperasi, dan Harga-harga *Banking, Cooperative, and Prices*

Rata-rata harga produsen
berbagai komoditas tahun 2022
per 100 Kg dalam Rupiah



GKP IR 64

467.143

JAGUNG
PIPILAN KERING

434.306

KETELA POHON

207.583

CABAI RAWIT

2.678.125

TOMAT SAYUR

524.125

TERUNG

295.250

PENJELASAN TEKNIS**TECHNICAL NOTES**

- | | |
|--|--|
| <p>1. Sistem pencatatan Statistik Ekspor dan Impor adalah "General Trade" dengan wilayah pencatatan meliputi seluruh wilayah kepabeanaan Indonesia.</p> | <p>1. <i>The recording of export and import statistics is based on General Trade System covering all Indonesian customs areas.</i></p> |
| <p>2. Pengesahan dokumen kepabeanaan ekspor dan impor dilakukan oleh Bea dan Cukai berdasarkan Persetujuan Muat/Bongkar Barang.</p> | <p>2. <i>The legalization of customs export and import documents is conducted by the Customs and Excise Office.</i></p> |
| <p>3. Data ekspor berasal dari dokumen kepabeanaan BC 3 0 atau yang disebut dokumen Pemberitahuan Ekspor Barang (PEB) yang diisi oleh eksportir.</p> | <p>3. <i>The export data are compiled based on customs export documents BC 3 0 or known as Export Declarations (PEB), filled by exporters.</i></p> |
| <p>4. Data impor berasal dari dokumen kepabeanaan BC 2 0 atau yang disebut dokumen Pemberitahuan Impor Barang (PIB), Pemberitahuan Impor Barang Khusus (PIBK), Pemberitahuan Pabean Free Trade Zone (PPFTZ) dan dokumen kepabeanaan BC 2 3 yang mencatat impor barang dari Luar Negeri ke Kawasan Berikat.</p> | <p>4. <i>The import data are compiled based on customs import documents BC 2 0 or known as Import Declarations Form (PIB), Import Declarations Form for Special Commodity (PIBK), Customs Declaration Form for Free Trade Zone (PPFTZ), and customs import documents BC 2 3 which records import goods from foreign country to Bounded Zones Area.</i></p> |
| <p>5. Barang-barang yang dikirim ke luar negeri untuk diolah dicatat sebagai ekspor, sedangkan hasil olahan yang dikembalikan ke Indonesia dicatat sebagai impor.</p> | <p>5. <i>Goods send abroad for processing purposes are recorded as export while its product sent to Indonesia are recorded as import.</i></p> |
| <p>6. Barang-barang luar negeri yang diolah di dalam negeri dicatat sebagai barang impor meskipun</p> | <p>6. <i>Foreign goods processed in Indonesia are still recorded as imports although the products will</i></p> |

barang olahan tersebut akan kembali ke luar negeri.

be sent to abroad.

7. Barang-barang yang tidak dicakup dalam pencatatan:
- Pakaian dan barang-barang perhiasan penumpang
 - Barang-barang bawaan penumpang dari/ke luar negeri untuk dipakai sendiri, kecuali lemari es, pesawat televisi, dan sebagainya
 - Barang-barang untuk keperluan perwakilan kedutaan suatu negara
 - Barang-barang ekspedisi dan ekshibisi atau pameran
 - Barang-barang untuk militer yang diimpor langsung oleh angkatan bersenjata
 - Pembungkus/peti kemas untuk diisi kembali
 - Uang dan surat-surat berharga
 - Barang-barang contoh
7. *The following goods are not included in the statistics:*
- Clothings and passengers' jewelry*
 - Luggage of passengers for own use, except refrigerators, television sets, etc*
 - Goods imported/exported for the use of foreign representative countries/ embassies*
 - Goods for expeditions, and shows or exhibitions*
 - Military goods directly imported by the Armed Forces*
 - Packings/containers to be refilled*
 - Bank notes and securities*
 - Sample goods*
8. Sistem pengolahan dokumen impor/ekspor Indonesia adalah sistem "Carry Over" yaitu dokumen ditunggu selama satu bulan, setelah bulan berjalan, sedangkan dokumen-dokumen yang terlambat akan diolah pada bulan berikutnya. Dengan demikian dokumen bulan-bulan sebelumnya yang terlambat diterima dan masuk pada bulan berjalan, diperlakukan sebagai dokumen bulan pengolahan.
8. *The carry-over system is used in processing Indonesian export and import documents. Documents are processed one month after the current month, while those received later will be processed for the succeeding month. This means previous documents received in the current month will be treated as processed documents.*

- | | |
|---|--|
| <p>9. Pelabuhan Muat adalah pelabuhan darimana barang diangkut ke luar negeri atau diekspor.</p> | <p>9. <i>Port of loading is port where the goods are transported out of the country or exported.</i></p> |
| <p>10. Negara tujuan adalah negara tujuan akhir yang diketahui untuk barang ekspor yang dikirim ke luar negeri.</p> | <p>10. <i>Country of destination is country that is known to export goods sent abroad.</i></p> |
| <p>11. Jenis komoditi adalah barang ekspor yang dicatat sesuai kode Harmonized System (HS)</p> | <p>11. <i>Type commodity is exported goods recorded based on Harmonized System (HS) code.</i></p> |

<https://bondowosokab.bps.go.id>

ULASAN**Harga – harga**

Data harga yang bisa ditampilkan dalam publikasi ini adalah palawija dan sayur-sayuran. Untuk palawija data harga yang dipantau setiap bulan oleh BPS yaitu gabah kering panen, jagung, ketela pohon, ketela rambat dan kacang tanah. Kemudian untuk data harga sayuran komoditi yang dipantau adalah cabe rawit, tomat sayur, kacang panjang, terung dan buncis. Data-data tersebut dipantau melalui Survei Harga Perdesaan.

Perbankan dan Koperasi

Selain data harga, bab ini juga menampilkan data perbankan di Kabupaten Bondowoso dan koperasi. Data perbankan meliputi jumlah bank dan perputaran uang di dalamnya, termasuk nilai perkreditan. Sementara data koperasi masih seputar jumlah dan jenis koperasi yang ada di Kabupaten Bondowoso.

DESCRIPTION**Prices**

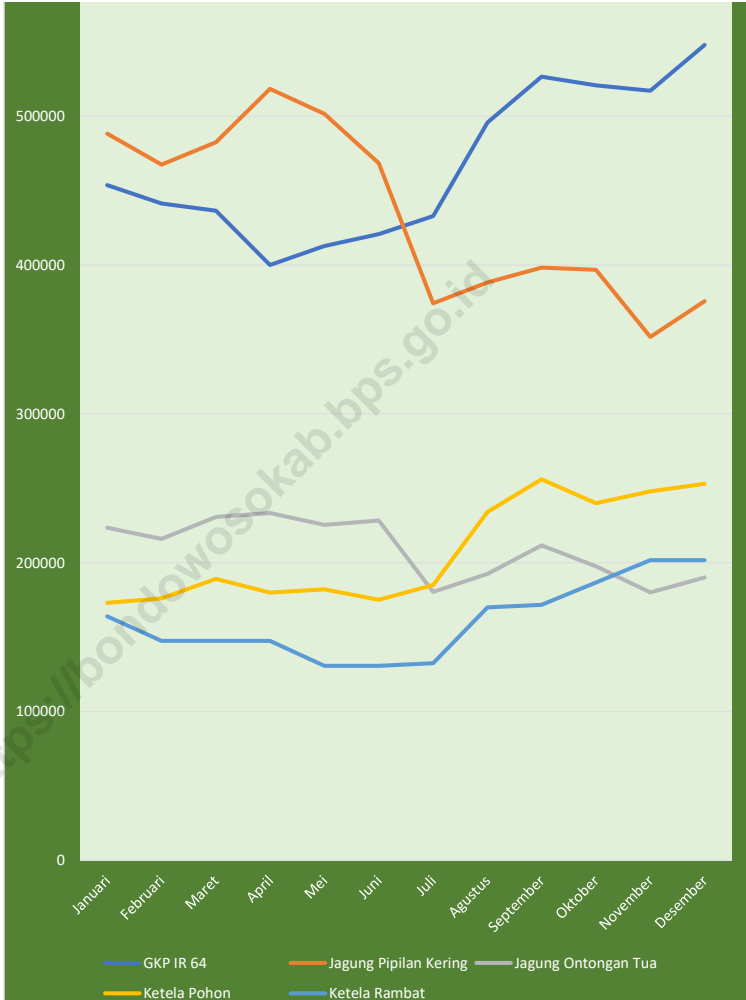
Price data that can be displayed in this publication are palawija and vegetables. For crops, the monthly price data is monitored every month by BPS, namely dry unhulled rice, corn, cassava, sweet potato and peanut. Then for the price data of commodity vegetables that are monitored are cayenne pepper, vegetable tomatoes, long beans, eggplant and chickpeas. The data is monitored by Village Price Survey.

Banking and Cooperative

Besides price data, this chapter also displays banking data in Bondowoso Regency and cooperatives. Banking data includes the number of banks and the velocity of money in them, including credit values. While cooperative data is still about the number and types of cooperatives in Bondowoso Regency.

Gambar 9.1
Figures

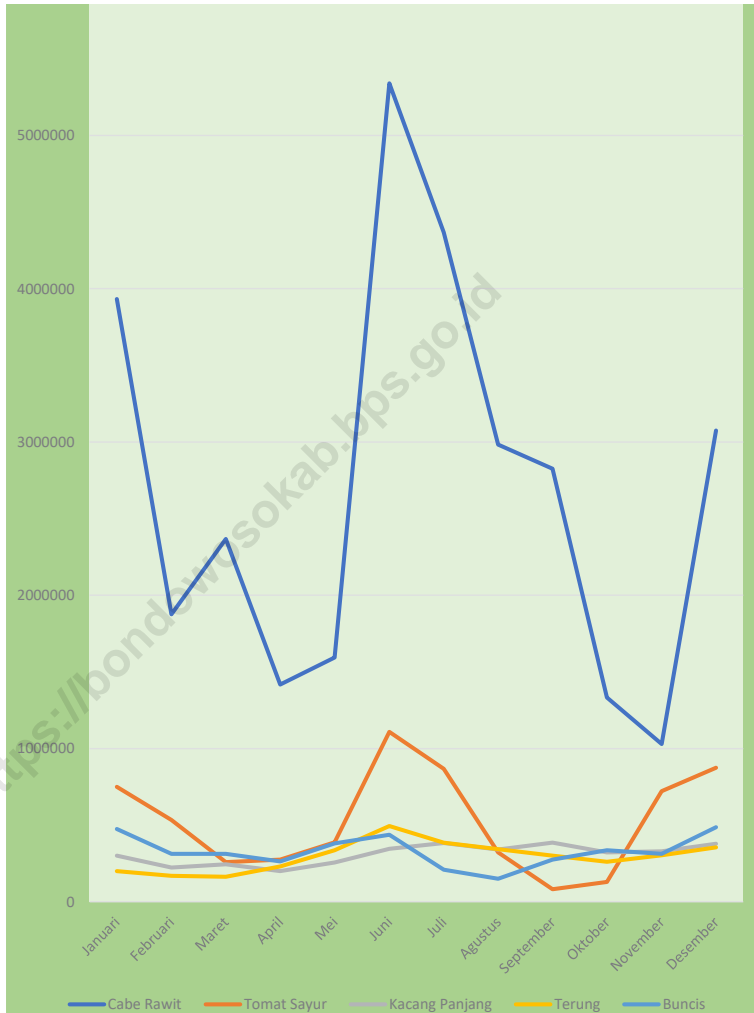
Perkembangan Harga Produsen Komoditas Tanaman Bahan Pangan di Kabupaten Bondowoso, 2022
Growth of Price of Commodity Producer in Food Need in Bondowoso Regency, 2022



Sumber/Source: Survei Harga Perdesaan, BPS Kab Bondowoso/Village Price Survey, BPS- Statistics of Bondowoso Regency

Gambar 9.2
Figures

Perkembangan Harga Produsen Komoditas Sayur-sayuran di Kabupaten Bondowoso, 2022
Growth of Price of Commodity Producer in Vegetable in Bondowoso Regency, 2022



Sumber/Source: Survei Harga Perdesaan, BPS Kab Bondowoso/Village Price Survey, BPS- Statistics of Bondowoso Regency

9.1 KOPERASI COOPERATIVE

Tabel 9.1.1 **Jumlah Koperasi Aktif Menurut Kecamatan di Kabupaten Bondowoso, 2019–2022**
Table 9.1.1 **Number of Active Cooperative by Subdistrict in Bondowoso Regency, 2019–2022**

| Kecamatan Subdistrict | 2019 | 2020 | 2021 | 2022 |
|--------------------------|------------|------------|------------|------------|
| (1) | (2) | (3) | (4) | (5) |
| Maesan | 24 | 25 | 24 | 27 |
| Grujugan | 18 | 18 | 18 | 20 |
| Tamanan | 15 | 17 | 19 | 18 |
| Jambesari Darus Sholah | 5 | 5 | 5 | 5 |
| Pujer | 23 | 24 | 24 | 24 |
| Tlogosari | 13 | 13 | 11 | 16 |
| Sukosari | 5 | 5 | 3 | 5 |
| Sumber Wringin | 5 | 5 | 5 | 7 |
| Tapen | 19 | 19 | 20 | 21 |
| Wonosari | 20 | 20 | 21 | 20 |
| Tenggarang | 22 | 22 | 24 | 24 |
| Bondowoso | 92 | 94 | 97 | 97 |
| Curahdami | 23 | 25 | 23 | 25 |
| Binakal | 8 | 9 | 9 | 9 |
| Pakem | 10 | 10 | 11 | 10 |
| Wringin | 21 | 21 | 21 | 21 |
| Tegalampel | 14 | 14 | 18 | 14 |
| Taman Krocok | 8 | 8 | 9 | 8 |
| Klabang | 10 | 10 | 10 | 10 |
| Ijen | 10 | 10 | 9 | 10 |
| Botolinggo | 4 | 4 | 4 | 4 |
| Prajekan | 15 | 15 | 14 | 15 |
| Cermee | 36 | 36 | 36 | 36 |
| Bondowoso | 420 | 429 | 435 | 446 |

Sumber/Source: Dinas Koperasi, Perindustrian dan Perdagangan Kabupaten Bondowoso / Department of Cooperatives, Industry and Trade of Bondowoso Regency

Tabel 9.1.2 Jumlah Koperasi Menurut Jenis Koperasi dan Kecamatan di Kabupaten Bondowoso, 2022
Number of Cooperative by Kind of Cooperative and Subdistrict in Bondowoso Regency, 2022

| Kecamatan Subdistrict | Pertanian Agriculture | Kerajinan Industry | Simpan Pinjam Saving and Loan | Serba Usaha | Jumlah Total |
|--------------------------|--------------------------|-----------------------|--|-------------|-----------------|
| (1) | (2) | (3) | (4) | (5) | (6) |
| Maesan | 11 | - | 28 | 13 | 52 |
| Grujugan | 4 | - | 26 | 9 | 39 |
| Tamanan | 9 | - | 18 | 8 | 35 |
| Jambesari Darus Sholah | 8 | - | 13 | - | 21 |
| Pujer | 11 | - | 34 | 3 | 48 |
| Tlogosari | 17 | - | 23 | 8 | 48 |
| Sukosari | 9 | - | 10 | - | 19 |
| Sumber Wringin | 4 | - | 11 | 3 | 18 |
| Tapen | 10 | - | 32 | 6 | 48 |
| Wonosari | 21 | - | 36 | 6 | 63 |
| Tenggarang | 15 | - | 32 | 8 | 55 |
| Bondowoso | 13 | - | 124 | 49 | 186 |
| Curahdami | 13 | - | 30 | 5 | 48 |
| Binakal | 7 | - | 8 | 2 | 17 |
| Pakem | 7 | - | 12 | 5 | 24 |
| Wringin | 17 | - | 29 | 2 | 48 |
| Tegalampel | 8 | - | 15 | 4 | 27 |
| Taman Krocok | 7 | - | 10 | - | 17 |
| Klabang | 9 | - | 19 | 5 | 33 |
| Ijen | 6 | - | 10 | 1 | 17 |
| Botolinggo | 7 | - | 12 | 2 | 21 |
| Prajeakan | 8 | - | 16 | 5 | 29 |
| Cermee | 13 | - | 38 | 5 | 56 |
| Bondowoso | 234 | - | 586 | 149 | 969 |

Sumber/Source: Dinas Koperasi, Perindustrian dan Perdagangan Kabupaten Bondowoso / Department of Cooperatives, Industry and Trade of Bondowoso Regency

9.2 PERBANKAN BANKING

Tabel 9.2.1 Jumlah Bank di Kabupaten Bondowoso, 2022
Table Number of Banks in Bondowoso Regency, 2022

| Jenis dan Kelompok Bank <i>Type and Group of Bank</i> | Kantor Pusat <i>Head Office</i> | Kantor Cabang <i>Branch Office</i> | Kantor Cabang Pembantu <i>Assistant Unit Office</i> | Kantor Kas <i>Cash Office</i> | Jumlah Total | ATM |
|--|------------------------------------|---------------------------------------|--|----------------------------------|--------------|-----|
| (1) | (2) | (3) | (4) | (5) | (6) | (7) |
| BPR | 2 | 6 | - | 9 | 17 | - |
| Bank Pemerintah | - | 1 | 26 | - | 27 | 64 |
| BPD | - | 1 | 3 | - | 4 | 19 |
| Bank Umum Swasta Nasional Devisa | - | 1 | 5 | - | 6 | 9 |
| Bank Umum Swasta Nasional Non Devisa | - | - | - | - | - | - |
| Bank Campuran | - | - | - | - | - | - |

Sumber/Source: Kantor Otoritas Jasa Keuangan, Jember / *Financial Services Authority Office, Jember*

Tabel
Table 9.2.2**Jumlah Aktiva dan Posisi Kredit Bank Menurut Bulan di Kabupaten Bondowoso, 2022 (rupiah)**
Amount of Bank's Asset and Bank Credit Position by Month in Bondowoso Regency, 2022 (rupiah)

| Bulan / Month | Aktiva Activa | Kredit yang Disalurkan Credit Extended | Kredit UMKM Small Scale Business Credits Position |
|-----------------------|-------------------|---|---|
| (1) | (2) | (3) | (4) |
| Januari / January | 2 902 477 010 775 | 2 859 546 815 375 | 1 447 956 918 868 |
| Februari / February | 2 943 800 904 463 | 2 901 797 988 977 | 1 478 375 055 842 |
| Maret / March | 3 003 480 003 740 | 2 958 004 724 294 | 1 531 243 132 677 |
| April / April | 3 062 430 225 821 | 2 984 753 948 306 | 1 557 413 265 407 |
| Mei / May | 3 006 333 261 628 | 2 980 763 726 620 | 1 580 547 914 685 |
| Juni / June | 3 059 498 001 556 | 3 029 252 446 928 | 1 618 436 622 781 |
| Juli / July | 3 084 215 630 868 | 3 064 195 239 942 | 1 639 169 980 397 |
| Agustus/ August | 3 132 140 194 387 | 3 096 864 862 484 | 1 652 502 088 829 |
| September / September | 3 174 283 617 585 | 3 132 294 403 447 | 1 676 659 583 124 |
| Oktober / October | 3 188 763 261 879 | 3 152 020 310 994 | 1 698 815 580 826 |
| November / November | 3 174 137 197 213 | 3 189 035 767 983 | 1 735 073 042 509 |
| Desember / December | 3 265 595 217 617 | 3 230 640 077 901 | 1 768 985 668 769 |

Sumber/Source: Kantor Otoritas Jasa Keuangan, Jember / *Financial Services Authority Office, Jember*

Tabel
Table 9.2.3**Posisi Dana Bank Menurut Bulan dan Jenisnya di
Kabupaten Bondowoso, 2022 (rupiah)**
**Bank- Fund Outstanding in Bondowoso by Month in
Bondowoso Regency, 2022 (rupiah)**

| Bulan / Month | Giro Clearing | Tabungan Saving | Deposito Deposit | Jumlah Total |
|-----------------------|------------------|--------------------|---------------------|-------------------|
| (1) | (2) | (3) | (4) | (5) |
| Januari / January | 149 355 748 982 | 859 797 372 033 | 424 090 769 656 | 1 433 243 890 671 |
| Februari / February | 299 864 073 701 | 838 658 688 563 | 443 429 991 706 | 1 581 952 753 970 |
| Maret / March | 325 975 404 132 | 866 026 810 379 | 445 025 050 235 | 1 637 027 264 746 |
| April / April | 177 453 779 771 | 904 047 593 222 | 498 954 517 665 | 1 580 455 890 658 |
| Mei / May | 206 721 723 898 | 868 708 545 495 | 481 239 671 480 | 1 556 669 940 873 |
| Juni / June | 320 780 031 595 | 869 191 782 280 | 496 158 554 857 | 1 686 130 368 732 |
| Juli / July | 289 971 059 098 | 908 450 075 748 | 472 048 808 735 | 1 670 469 943 581 |
| Agustus/ August | 311 228 883 130 | 901 959 978 658 | 448 439 300 115 | 1 661 628 161 903 |
| September / September | 383 316 723 348 | 899 054 683 950 | 444 491 241 399 | 1 726 862 648 697 |
| Oktober / October | 463 982 666 996 | 891 395 423 836 | 437 568 489 044 | 1 792 946 579 876 |
| November / November | 340 584 720 185 | 926 073 154 651 | 452 298 402 315 | 1 718 956 277 151 |
| Desember / December | 297 170 233 098 | 978 345 367 273 | 299 586 795 283 | 1 575 102 395 654 |

Sumber/Source: Kantor Otoritas Jasa Keuangan, Jember / *Financial Services Authority Office, Jember*

Tabel
Table 9.2.4**Posisi Pinjaman Bank Menurut Penggunaan dan Bulan di
Kabupaten Bondowoso, 2022 (rupiah)**
**Out Standing of Loans of Bank by Usage and Month in
Bondowoso Regency, 2022 (rupiah)**

| Bulan / Month | Modal Kerja Working Capital | Investasi Investment | Konsumsi Consumption |
|-----------------------|--------------------------------|-------------------------|-------------------------|
| (1) | (2) | (3) | (4) |
| Januari / January | 1 385 980 519 743 | 70 948 630 442 | 1 402 617 665 190 |
| Februari / February | 1 417 451 218 641 | 70 897 038 288 | 1 413 449 732 048 |
| Maret / March | 1 468 607 226 345 | 72 902 756 239 | 1 416 494 741 710 |
| April / April | 1 493 732 485 722 | 74 514 506 632 | 1 416 506 955 952 |
| Mei / May | 1 508 261 364 041 | 74 880 514 326 | 1 397 621 848 253 |
| Juni / June | 1 547 841 224 532 | 74 952 582 414 | 1 406 458 639 982 |
| Juli / July | 1 570 757 735 379 | 76 234 350 464 | 1 417 203 154 099 |
| Agustus/ August | 1 584 024 371 997 | 76 658 528 926 | 1 436 181 961 561 |
| September / September | 1 609 032 968 203 | 77 254 312 943 | 1 446 007 122 301 |
| Oktober / October | 1 630 280 556 458 | 78 657 606 001 | 1 443 082 148 535 |
| November / November | 1 662 757 824 690 | 82 223 626 576 | 1 444 054 316 717 |
| Desember / December | 1 692 459 494 581 | 84 951 919 361 | 1 453 228 663 959 |

Sumber/Source: Kantor Otoritas Jasa Keuangan, Jember / *Financial Services Authority Office, Jember*

Tabel
Table 9.2.5

Posisi Pinjaman Bank Umum Menurut Sektor Ekonomi di Kabupaten Bondowoso, 2022 (rupiah)
Amount of Bank's Asset and Bank Credit Position in Outstanding of Loans of Commercial Bank by Economic Sector in Bondowoso Regency, 2022 (rupiah)

| Bulan / Month | Pertanian Agriculture | Pertambangan Mining | Perindustrian Industry | Listrik, gas & Air Electricity, Gas and Water | Konstruksi Constructions |
|-----------------------|--------------------------|------------------------|---------------------------|---|-----------------------------|
| (1) | (2) | (3) | (4) | (5) | (6) |
| Januari / January | 58 216 551 677 | 23 589 844 | 16 866 344 865 | 9 777 475 001 | 4 020 210 475 |
| Februari / February | 58 464 735 385 | 23 018 022 | 16 719 628 903 | 9 714 093 327 | 3 296 965 284 |
| Maret / March | 62 016 996 511 | 23 032 592 | 17 130 227 819 | 10 152 572 064 | 1 145 162 328 |
| April / April | 66 052 736 017 | 21 858 143 | 18 500 032 632 | 11 103 388 157 | 2 385 587 764 |
| Mei / May | 65 426 184 089 | 21 268 107 | 18 377 290 576 | 11 007 991 116 | 2 581 677 655 |
| Juni / June | 69 704 178 845 | 21 280 097 | 18 151 197 946 | 10 806 722 190 | 2 005 432 036 |
| Juli / July | 70 397 947 555 | 521 292 620 | 18 312 563 561 | 10 993 813 801 | 2 860 481 520 |
| Agustus / August | 69 855 047 981 | 510 212 977 | 19 037 725 810 | 11 741 201 484 | 5 861 860 958 |
| September / September | 69 177 404 674 | 500 935 355 | 18 811 515 618 | 11 640 596 902 | 5 331 285 266 |
| Oktober / October | 71 755 452 059 | 491 206 321 | 18 127 619 736 | 11 157 963 754 | 5 322 286 330 |
| November / November | 71 883 278 322 | 481 881 320 | 17 487 974 667 | 10 567 797 922 | 5 105 179 577 |
| Desember / December | 72 879 533 701 | 471 649 911 | 16 933 934 777 | 10 032 545 413 | 1 518 989 680 |

Lanjutan Tabel/Continued Table 9.2.5

| Bulan / Month | Perdagangan, Restoran & Hotel Trade, Restaurant and Hotels | Pengangkutan & Komunikasi Transportation and Communication | Real Estate, Usaha Persewaan, dan Jasa Perusahaan Ownership and company services | Jasa-jasa Services |
|-----------------------|---|--|--|-----------------------|
| (1) | (7) | (8) | (9) | (10) |
| Januari / January | 271 842 729 434 | 2 939 502 610 | 4 901 683 580 | 6 267 104 873 |
| Februari / February | 275 692 668 713 | 2 673 276 431 | 4 796 328 496 | 6 159 361 495 |
| Maret / March | 284 809 106 332 | 0 990 477 488 | 4 918 459 201 | 6 048 166 302 |
| April / April | 283 165 091 899 | 0 970 300 744 | 5 122 004 343 | 5 791 018 800 |
| Mei / May | 287 255 109 950 | 0 950 000 160 | 5 142 443 293 | 7 029 464 475 |
| Juni / June | 290 666 848 316 | 0 839 074 446 | 3 409 929 217 | 7 621 846 935 |
| Juli / July | 295 026 010 530 | 1 321 923 302 | 3 351 213 508 | 7 415 609 112 |
| Agustus/ August | 294 830 847 296 | 0 988 921 570 | 3 337 026 744 | 6 381 624 169 |
| September / September | 296 820 765 097 | 1 118 033 126 | 3 287 948 449 | 7 066 959 367 |
| Oktober / October | 301 140 923 955 | 1 342 287 046 | 3 267 216 649 | 6 913 102 523 |
| November / November | 299 717 014 078 | 1 488 268 497 | 3 180 996 904 | 6 788 303 325 |
| Desember / December | 305 054 535 110 | 1 455 898 316 | 3 135 334 838 | 6 750 907 395 |

Sumber/Source: Kantor Otoritas Jasa Keuangan, Jember / Financial Services Authority Office, Jember

Tabel
Table 9.2.6

Posisi Kredit Usaha Mikro dan Menengah Menurut Penggunaan (ribu rupiah) di Kabupaten Bondowoso, 2022
Credit Position of Small Investment by Usage (thousand rupiah) in Bondowoso Regency, 2022

| Bulan / Month | Modal Kerja Working Capital | Investasi Investment | Konsumsi Consumption |
|-----------------------|--------------------------------|-------------------------|-------------------------|
| (1) | (2) | (3) | (4) |
| Januari / January | 1 027 270 252 508 | 54 900 119 145 | - |
| Februari / February | 1 052 520 283 686 | 57 324 804 100 | - |
| Maret / March | 1 092 268 227 881 | 61 194 178 644 | - |
| April / April | 1 112 134 277 205 | 63 030 159 188 | - |
| Mei / May | 1 129 706 694 513 | 63 822 540 908 | - |
| Juni / June | 1 159 271 048 058 | 66 365 552 209 | - |
| Juli / July | 1 171 500 797 586 | 68 089 727 129 | - |
| Agustus/ August | 1 180 780 629 692 | 70 315 208 177 | - |
| September / September | 1 202 892 304 841 | 71 005 876 405 | - |
| Oktober / October | 1 217 513 267 662 | 72 305 182 437 | - |
| November / November | 1 252 244 214 746 | 75 870 937 690 | - |
| Desember / December | 1 281 368 928 021 | 78 608 869 138 | - |

Sumber/Source: Kantor Otoritas Jasa Keuangan, Jember / Financial Services Authority Office, Jember

Tabel
Table 9.2.7**Posisi Kredit Usaha Kecil Menurut Sektor Ekonomi (ribu rupiah) di Kabupaten Bondowoso, 2022**
Credit Position of Small Investment by Economic Sector (thousand rupiah) in Bondowoso Regency, 2022

| Bulan / Month | Pertanian Agriculture | Pertambangan Mining | Perindustrian Industry | Listrik, gas & Air Electricity, Gas and Water | Konstruksi Constructions |
|-----------------------|--------------------------|------------------------|---------------------------|---|-----------------------------|
| (1) | (2) | (3) | (4) | (5) | (6) |
| Januari / January | 58 216 551 677 | 23 589 844 | 16 866 344 865 | 9 777 475 001 | 4 020 210 475 |
| Februari / February | 58 464 735 385 | 23 018 022 | 16 719 628 903 | 9 714 093 327 | 3 296 965 284 |
| Maret / March | 62 016 996 511 | 23 032 592 | 17 130 227 819 | 10 152 572 064 | 1 145 162 328 |
| April / April | 66 052 736 017 | 21 858 143 | 18 500 032 632 | 11 103 388 157 | 2 385 587 764 |
| Mei / May | 65 426 184 089 | 21 268 107 | 18 377 290 576 | 11 007 991 116 | 2 581 677 655 |
| Juni / June | 69 704 178 845 | 21 280 097 | 18 151 197 946 | 10 806 722 190 | 2 005 432 036 |
| Juli / July | 70 397 947 555 | 521 292 620 | 18 312 563 561 | 10 993 813 801 | 2 860 481 520 |
| Agustus / August | 69 855 047 981 | 510 212 977 | 19 037 725 810 | 11 741 201 484 | 5 861 860 958 |
| September / September | 69 177 404 674 | 500 935 355 | 18 811 515 618 | 11 640 596 902 | 5 331 285 266 |
| Oktober / October | 71 755 452 059 | 491 206 321 | 18 127 619 736 | 11 157 963 754 | 5 322 286 330 |
| November / November | 71 883 278 322 | 481 881 320 | 17 487 974 667 | 10 567 797 922 | 5 105 179 577 |
| Desember / December | 72 879 533 701 | 471 649 911 | 16 933 934 777 | 10 032 545 413 | 1 518 989 680 |

Lanjutan Tabel/Continued Table 9.2.7

| Bulan / Month | Perdagangan, Restoran & Hotel Trade, Restaurant and Hotels | Pengangkutan & Komunikasi Transportation and Communication | Real Estate, Usaha Persewaan, dan Jasa Perusahaan Ownership and company services | Jasa-jasa Services |
|-----------------------|---|--|--|-----------------------|
| (1) | (7) | (8) | (9) | (10) |
| Januari / January | 271 842 729 434 | 2 939 502 610 | 4 901 683 580 | 6 267 104 873 |
| Februari / February | 275 692 668 713 | 2 673 276 431 | 4 796 328 496 | 6 159 361 495 |
| Maret / March | 284 809 106 332 | 990 477 488 | 4 918 459 201 | 6 048 166 302 |
| April / April | 283 165 091 899 | 970 300 744 | 5 122 004 343 | 5 791 018 800 |
| Mei / May | 287 255 109 950 | 950 000 160 | 5 142 443 293 | 7 029 464 475 |
| Juni / June | 290 666 848 316 | 839 074 446 | 3 409 929 217 | 7 621 846 935 |
| Juli / July | 295 026 010 530 | 1 321 923 302 | 3 351 213 508 | 7 415 609 112 |
| Agustus/ August | 294 830 847 296 | 988 921 570 | 3 337 026 744 | 6 381 624 169 |
| September / September | 296 820 765 097 | 1 118 033 126 | 3 287 948 449 | 7 066 959 367 |
| Oktober / October | 301 140 923 955 | 1 342 287 046 | 3 267 216 649 | 6 913 102 523 |
| November / November | 299 717 014 078 | 1 488 268 497 | 3 180 996 904 | 6 788 303 325 |
| Desember / December | 305 054 535 110 | 1 455 898 316 | 3 135 334 838 | 6 750 907 395 |

Sumber/Source: Kantor Otoritas Jasa Keuangan, Jember / Financial Services Authority Office, Jember

9.3 HARGA PRICE

Tabel 9.3.1 **Perkembangan Harga Produsen Komoditas Tanaman Bahan Pangan di Kabupaten Bondowoso, 2022**
Table 9.3.1 **Growth of Price of Commodity Producer in Food Need in Bondowoso Regency, 2022**

| Bulan / Month | Jenis Komoditas / Commodity | | | |
|----------------------------|--|---|---------------------------------------|-------------------------------------|
| | GKP IR 64 Dry Unhealed Paddy (100 Kg) | Jagung Pipilan Kering Shelled Maize (100 Kg) | Jagung Ontongan Tua (100 Kg) | Ketela Pohon Cassava (100 Kg) |
| (1) | (2) | (3) | (4) | (5) |
| Januari / January | 453 571 | 488 333 | 223 333 | 173 000 |
| Februari / February | 441 429 | 467 500 | 215 833 | 176 000 |
| Maret / March | 436 429 | 482 500 | 230 833 | 189 000 |
| April / April | 400 000 | 518 333 | 233 333 | 180 000 |
| Mei / May | 412 857 | 501 667 | 225 500 | 182 000 |
| Juni / June | 420 714 | 468 333 | 228 333 | 175 000 |
| Juli / July | 432 857 | 374 167 | 180 833 | 185 000 |
| Agustus/ August | 495 714 | 388 333 | 192 500 | 234 000 |
| September / September | 526 429 | 398 333 | 211 667 | 256 000 |
| Oktober / October | 520 714 | 396 667 | 197 500 | 240 000 |
| November / November | 517 143 | 351 667 | 180 000 | 248 000 |
| Desember / December | 547 857 | 375 833 | 190 000 | 253 000 |
| Rata-rata / Average | 467 143 | 434 306 | 209 139 | 207 583 |

Lanjutan Tabel/*Continued Table* 9.3.1

| Bulan / Month | Jenis Komoditas / Commodity | | |
|----------------------------|--|---|--|
| | Ketela Rambut <i>Sweet Potato</i> (100 Kg) | Kacang Tanah Belum Dikupas <i>Peeled Peanut</i> (100 Kg) | Kacang Tanah Dikupas <i>Unpeeled Peanut</i> (100 Kg) |
| (1) | (2) | (3) | (4) |
| Januari / January | 164 000 | 650 000 | 2 325 000 |
| Februari / February | 147 333 | 700 000 | 2 325 000 |
| Maret / March | 147 333 | 800 000 | 2 325 000 |
| April / April | 147 333 | 650 000 | 2 450 000 |
| Mei / May | 130 667 | 650 000 | 2 650 000 |
| Juni / June | 130 667 | 650 000 | 2 500 000 |
| Juli / July | 132 333 | 750 000 | 2 470 000 |
| Agustus / August | 170 000 | 800 000 | 2 600 000 |
| September / September | 171 667 | 800 000 | 2 500 000 |
| Oktober / October | 186 667 | 650 000 | 2 400 000 |
| November / November | 201 667 | 600 000 | 2 400 000 |
| Desember / December | 201 667 | 600 000 | 2 400 000 |
| Rata-rata / Average | 160 944 | 691 667 | 2 445 417 |

Sumber/*Source*: Survei Harga Perdesaan, BPS Kab Bondowoso/*Village Price Survey, BPS- Statistics of Bondowoso Regency*

Tabel
Table 9.3.2**Perkembangan Harga Produsen Komoditas Sayur-sayuran
di Kabupaten Bondowoso, 2022**
**Growth of Price of Commodity Producer in Vegetable in
Bondowoso Regency, 2022**

| Bulan / Month | Jenis Komoditas / Commodity | | | | |
|----------------------------|---------------------------------|---|---|--------------------------------|--------------------------------|
| | Cabe Rawit Chili (100 Kg) | Tomat Sayur Vegetable Tomato (100 Kg) | Kacang Panjang String Bean (100 Kg) | Terung Eggplant (100 Kg) | Buncis Chickpea (100 Kg) |
| (1) | (2) | (3) | (4) | (5) | (6) |
| Januari / January | 3 933 333 | 750 000 | 300 000 | 200 000 | 475 000 |
| Februari / February | 1 875 000 | 533 333 | 224 286 | 170 000 | 312 500 |
| Maret / March | 2 366 667 | 258 333 | 243 571 | 163 000 | 312 500 |
| April / April | 1 416 667 | 275 000 | 200 000 | 230 000 | 262 500 |
| Mei / May | 1 593 333 | 368 667 | 257 143 | 337 000 | 381 250 |
| Juni / June | 5 340 000 | 1 108 333 | 345 000 | 494 000 | 437 500 |
| Juli / July | 4 366 667 | 866 667 | 382 143 | 385 000 | 201 250 |
| Agustus / August | 2 983 333 | 321 667 | 341 429 | 344 000 | 150 000 |
| September / September | 2 825 000 | 81 667 | 385 714 | 300 000 | 275 000 |
| Oktober / October | 1 333 333 | 129 167 | 321 429 | 260 000 | 335 000 |
| November / November | 1 029 167 | 721 667 | 328 571 | 304 000 | 312 500 |
| Desember / December | 3 075 000 | 875 000 | 378 571 | 356 000 | 486 250 |
| Rata-rata / Average | 2 678 125 | 524 125 | 308 988 | 295 250 | 328 438 |

Sumber/Source: Survei Harga Perdesaan, BPS Kab Bondowoso/Village Price Survey, BPS- Statistics of Bondowoso Regency

BAB 10

Pengeluaran Penduduk *Population Expenditure*

52,50 persen pengeluaran per kapita sebulan tahun 2022 digunakan untuk **pengeluaran makanan**



Komoditas makanan dengan pengeluaran terbesar berasal dari **makanan dan minuman jadi**



139 462 rupiah

PENJELASAN TEKNIS

1. Pengeluaran rata-rata per kapita adalah biaya yang dikeluarkan untuk konsumsi semua anggota rumah tangga selama sebulan baik yang berasal dari pembelian, pemberian maupun produksi sendiri dibagi dengan banyaknya anggota rumah tangga dalam rumah tangga tersebut.

TECHNICAL NOTES

1. *Per capita Average Expenditure is the cost spent for all household members consumption during the month, whether from purchasing, giving or own production, divided by the number of household members in the household.*

<https://bondowosokab.bps.go.id>

ULASAN**Rata-rata Pengeluaran per Kapita**

Berdasarkan hasil Susenas bulan Maret 2022 rata-rata pengeluaran per kapita sebulan menurut kelompok komoditas untuk makanan sebesar Rp. 482.787; sedangkan untuk bahan non makanan sebesar Rp. 436.724.

Secara persentase, konsumsi perumahan dan fasilitas rumah tangga merupakan yang terbesar dengan 19,16 persen. Diikuti konsumsi makanan dan minuman jadi sebesar 15,17 persen dari total konsumsi sebulan rumah tangga.

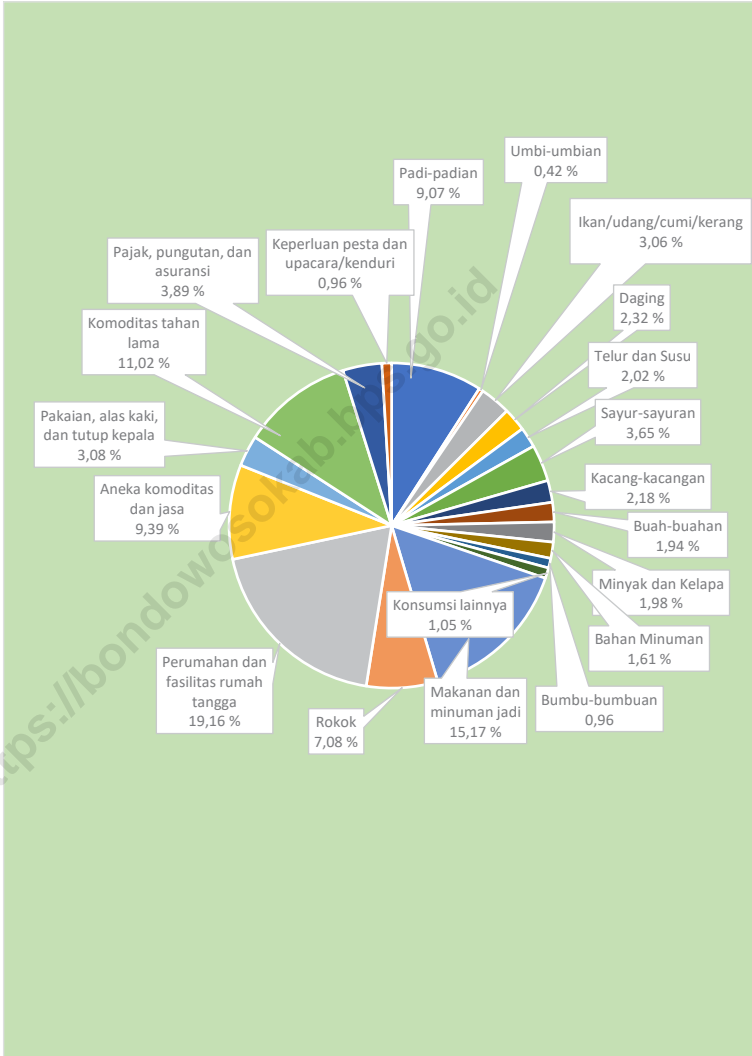
DESCRIPTION**Per capita Average Expenditure**

Based on the Susenas March 2022 capita a month according to commodity groups for food is Rp. 482.787; while for non-food ingredients Rp. 436.724.

In percentage terms, the consumption of housing and household facilities is the largest with 19,16 percent. Followed consumption of food and beverages by 15,17 percent of the total monthly household consumption.

Gambar 10.1
Figures

Persentase Pengeluaran per Kapita Sebulan Menurut Kelompok Komoditas di Kabupaten Bondowoso, 2022
Percentage of Monthly Expenditure per Capita by Commodity Group in Bondowoso Regency, 2022



Sumber/Source: BPS, Survei Sosial Ekonomi Nasional (Susenas) Maret/BPS-Statistics Indonesia, National Socioeconomic Survey March

Gambar 10.2
Figures

Rata-rata Pengeluaran Per Kapita Sebulan Menurut Kelompok Pengeluaran di Kabupaten Bondowoso, 2022
Average Monthly Expenditure Per Capita By Expenditure Group in Bondowoso Regency, 2022



Sumber/Source: BPS, Survei Sosial Ekonomi Nasional (Susenas) Maret/BPS-Statistics Indonesia, National Socioeconomic Survey March

Tabel
Table 10.1

**Rata-rata Pengeluaran per Kapita Sebulan Menurut
Kelompok Komoditas (rupiah) di Kabupaten
Bondowoso, 2021 dan 2022**
*Monthly Average Expenditure per Capita by
Commodity Group (rupiahs) in Bondowoso Regency,
2021 and 2022*

| Kelompok Komoditas/Commodity Group | 2021 | 2022 |
|---|----------------|----------------|
| (1) | (2) | (3) |
| Makanan/Food | | |
| Padi-padian/ <i>Cereals</i> | 70 666 | 83 402 |
| Umbi-umbian/ <i>Tubers</i> | 4 136 | 3 859 |
| Ikan/udang/cumi/kerang/ <i>Fish/shrimp/common squid/shells</i> | 26 377 | 28 127 |
| Daging/ <i>Meat</i> | 18 752 | 21 297 |
| Telur dan susu/ <i>Eggs and milk</i> | 23 021 | 18 583 |
| Sayur-sayuran/ <i>Vegetables</i> | 37 950 | 33 538 |
| Kacang-kacangan/ <i>Legumes</i> | 18 245 | 20 019 |
| Buah-buahan/ <i>Fruits</i> | 19 100 | 17 829 |
| Minyak dan kelapa/ <i>Oil and coconut</i> | 14 145 | 18 251 |
| Bahan minuman/ <i>Beverage stuffs</i> | 17 287 | 14 815 |
| Bumbu-bumbuan/ <i>Spices</i> | 10 444 | 8 820 |
| Konsumsi lainnya/ <i>Miscellaneous food items</i> | 9 281 | 9 662 |
| Makanan dan minuman jadi/ <i>Prepared food and beverages</i> | 144 411 | 139 462 |
| Rokok/ <i>Cigarettes</i> | 63 219 | 65 124 |
| Jumlah makanan/Total food | 477 034 | 482 787 |
| Bukan makanan/Non-food | | |
| Perumahan dan fasilitas rumah tangga/ <i>Housing and household facilities</i> | 167 056 | 176 147 |
| Aneka komoditas dan jasa/ <i>Goods and services</i> | 87 152 | 86 357 |
| Pakaian, alas kaki, dan tutup kepala/ <i>Clothing, footwear, and headgear</i> | 27 275 | 28 349 |
| Komoditas tahan lama/ <i>Durable goods</i> | 57 202 | 101 333 |
| Pajak, pungutan, dan asuransi/ <i>Taxes and insurance</i> | 30 120 | 35 750 |
| Keperluan pesta dan upacara/kenduri/ <i>Parties and ceremonies</i> | 8 666 | 8 788 |
| Jumlah bukan makanan/Total non-food | 377 471 | 436 724 |
| Jumlah/Total | 854 506 | 919 511 |

Sumber/Source: BPS, Survei Sosial Ekonomi Nasional (Susenas) Maret/BPS-Statistics Indonesia, National Socioeconomic Survey March

Tabel
Table 10.2**Rata-rata Konsumsi Kalori Perkapita Sehari menurut Kelompok Komoditas dan Kelompok Pengeluaran di Kabupaten Bondowoso, 2022**
Average Daily Per capita Calorie Consumption by Commodity Group and Expenditure Group in Bondowoso Regency, 2022

| Kelompok Komoditas/Commodity Group | 2022 |
|--|-----------------|
| (1) | (2) |
| Makanan/Food | |
| Padi-padian/Cereals | 856,67 |
| Umbi-umbian/Tubers | 25,65 |
| Ikan/udang/cumi/kerang/Fish/shrimp/common squid/shells | 40,78 |
| Daging/Meat | 47,55 |
| Telur dan susu/Eggs and milk | 33,95 |
| Sayur-sayuran/Vegetables | 36,77 |
| Kacang-kacangan/Legumes | 79,35 |
| Buah-buahan/Fruits | 40,44 |
| Minyak dan kelapa/Oil and coconut | 207,07 |
| Bahan minuman/Beverage stuffs | 88,18 |
| Bumbu-bumbuan/Spices | 5,49 |
| Konsumsi lainnya/Miscellaneous food items | 47,97 |
| Makanan dan minuman jadi/Prepared food and beverages | 414,75 |
| Rokok/Cigarettes | - |
| Jumlah makanan/Total food | 1 924,63 |

Sumber/Source: BPS, Survei Sosial Ekonomi Nasional (Susenas) Maret/BPS-Statistics Indonesia, National Socioeconomic Survey March

Tabel
Table 10.3

Rata-rata Konsumsi Protein Perkapita Sehari menurut Kelompok Komoditas dan Kelompok Pengeluaran di Kabupaten Bondowoso, 2022
Average Daily Per capita Protein Consumption by Commodity Group and Expenditure Group in Bondowoso Regency, 2022

| Kelompok Komoditas/ <i>Commodity Group</i> | 2022 |
|--|--------------|
| (1) | (2) |
| Makanan/<i>Food</i> | |
| Padi-padian/ <i>Cereals</i> | 20,20 |
| Umbi-umbian/ <i>Tubers</i> | 0,27 |
| Ikan/udang/cumi/kerang/ <i>Fish/shrimp/common squid/shells</i> | 7,36 |
| Daging/ <i>Meat</i> | 3,07 |
| Telur dan susu/ <i>Eggs and milk</i> | 2,14 |
| Sayur-sayuran/ <i>Vegetables</i> | 2,26 |
| Kacang-kacangan/ <i>Legumes</i> | 8,55 |
| Buah-buahan/ <i>Fruits</i> | 0,39 |
| Minyak dan kelapa/ <i>Oil and coconut</i> | 0,06 |
| Bahan minuman/ <i>Beverage stuffs</i> | 0,78 |
| Bumbu-bumbuan/ <i>Spices</i> | 0,31 |
| Konsumsi lainnya/ <i>Miscellaneous food items</i> | 0,86 |
| Makanan dan minuman jadi/ <i>Prepared food and beverages</i> | 10,43 |
| Rokok/ <i>Cigarettes</i> | - |
| Jumlah makanan/<i>Total food</i> | 56,69 |

Sumber/*Source*: BPS, Survei Sosial Ekonomi Nasional (Susenas) Maret/BPS-*Statistics Indonesia, National Socioeconomic Survey March*

BAB 11

Perdagangan *Trade*

Banyaknya perusahaan dengan berbagai klasifikasi omset mencapai **6 981 perusahaan**



PENJELASAN TEKNIS

1. **Perseroan Terbatas** adalah suatu badan hukum untuk menjalankan usaha yang memiliki modal terdiri dari saham-saham, yang pemiliknya memiliki bagian sebanyak saham yang dimilikinya.
2. **Persekutuan Komanditer (CV)** adalah persekutuan yang didirikan oleh minimal 2 (dua) orang yang mempercayakan uang atau barang kepada seorang atau beberapa orang yang menjalankan perusahaan,
3. **Koperasi** adalah sebuah organisasi ekonomi yang dimiliki dan dioperasikan oleh orang-seorang demi kepentingan bersama. Koperasi melandaskan kegiatan berdasarkan prinsip gerakan ekonomi rakyat yang berdasarkan asas kekeluargaan.
4. **Perusahaan perseorangan** adalah suatu perusahaan atau bisnis yang dimiliki oleh pemilik tunggal sedangkan pengusaha perseorangan adalah pemilik dari suatu perusahaan perseorangan. Individu dapat membuat badan usaha perseorangan tanpa izin dan tata cara tertentu.
5. **Nilai investasi** adalah nilai dari suatu perusahaan atau saham (business interest) atau

TECHNICAL NOTES

1. **Limited liability company** is a legal entity to run a business that has capital consisting of shares, whose owners own as much shares as they own.
2. **A limited partnership (CV)** is a partnership established by at least 2 (two) people who entrust money or goods to one or several people who run the company.
3. **A cooperative** is an economic organization that is owned and operated by individuals for the common good. Cooperatives based activities based on the principles of the people's economic movement based on family principles.
4. **An individual company** is a company or business that is owned by a single owner while an individual entrepreneur is the owner of an individual company. Individuals can make an individual business entity without a permit and certain procedures.
5. **Investment value** is the value of a company or stock (business interest) or interests in a company that are

kepentingan dalam perusahaan yang bersifat spesifik terhadap seorang investor, didasarkan pada atau terkait dengan persyaratan tertentu dari seorang atau kelompok investor

specific to an investor, based on or related to certain requirements of an investor or group of investors

<https://bondowosokab.bps.go.id>

ULASAN

Jumlah perusahaan yang ada di Kabupaten Bondowoso sebanyak 6.981 perusahaan. Perusahaan tersebut melakukan pendaftaran ijin usaha di tahun 2022. Perusahaan perorangan mendominasi dengan jumlah 6.323 disusul perusahaan berbentuk CV dengan 228 perusahaan.

Untuk nilai investasi perusahaan didominasi dengan nilai investasi sampai dengan 50 juta. Sementara investasi dengan nilai diatas 10 miliar hanya sebanyak 18 perusahaan.

DESCRIPTION

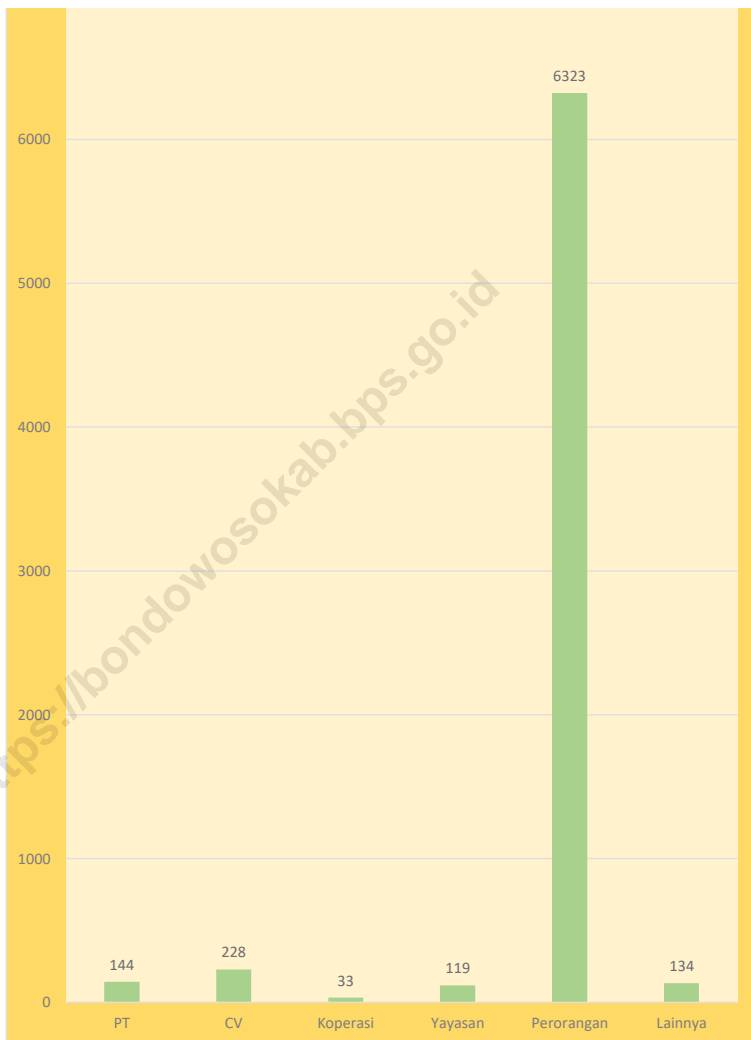
The total number of companies in Bondowoso Regency is 6.981. The company registered a business license in 2022. Individual companies dominated with a total of 6.323 followed by companies in the form of CVs with 228 companies.

The investment value of the company is dominated by an investment value of 50 million. While investments with a value above 10 billion are only 18 companies.

<https://bondowosokab.bps.go.id>

Gambar 11.1
Figures

Banyaknya Perusahaan Menurut Badan Hukum di Kabupaten Bondowoso, 2021
Number of Companies by Legal Entity in Bondowoso Regency, 2021



Sumber/Source: Dinas Penanaman Modal, Pelayanan Terpadu Satu Pintu dan Tenaga Kerja Kabupaten Bondowoso/ Investment Services, One-Stop Integrated Services and Labor of Bondowoso Regency

Tabel
Table 11.1

Banyaknya Perusahaan Menurut Kecamatan dan Badan Hukum di Kabupaten Bondowoso, 2022
Number of Companies by Subdistricts and Legal Entity in Bondowoso Regency, 2022

| Kecamatan Subdistrict | PT State Owned Company | CV Limited Partnership | Koperasi Cooperative | Yayasan Foundation | Perorangan Individual | Lainnya Others | Jumlah Total |
|---------------------------|---------------------------------|------------------------------|-------------------------|-----------------------|--------------------------|-------------------|-----------------|
| (1) | (2) | (3) | (4) | (5) | (6) | (7) | (8) |
| Maesan | 8 | 12 | 2 | 3 | 429 | 2 | 456 |
| Grujugan | 15 | 4 | 1 | 12 | 239 | 13 | 284 |
| Tamanan | 7 | 4 | 2 | 4 | 301 | 6 | 324 |
| Jambesari Darus Sholah | 4 | 6 | - | 5 | 245 | 2 | 262 |
| Pujer | 4 | 3 | - | 11 | 350 | 1 | 369 |
| Tlogosari | 3 | 2 | 1 | 11 | 308 | 15 | 340 |
| Sukosari | - | 4 | 1 | 4 | 187 | 3 | 199 |
| Sumber Wringin | 2 | 4 | 1 | 1 | 176 | 2 | 186 |
| Tapen | 8 | 5 | 1 | 6 | 263 | 15 | 298 |
| Wonosari | 5 | 9 | 1 | 10 | 277 | 1 | 303 |
| Tenggarang | 6 | 25 | 2 | 13 | 402 | 5 | 453 |
| Bondowoso | 54 | 117 | 13 | 11 | 1 159 | 21 | 1 375 |
| Curahdami | 5 | 14 | 4 | 2 | 250 | 19 | 294 |
| Binakal | 2 | 1 | - | 5 | 97 | 2 | 107 |
| Pakem | 1 | - | - | 1 | 122 | 3 | 127 |
| Wringin | 1 | 4 | - | 4 | 343 | 2 | 354 |
| Tegalampel | 3 | 5 | - | 2 | 227 | 2 | 239 |
| Taman Krocok | - | - | - | - | 109 | - | 109 |
| Klabang | 2 | - | 1 | 3 | 145 | 2 | 153 |
| Ijen | - | 1 | 1 | - | 24 | - | 26 |
| Botolinggo | 1 | - | - | 5 | 202 | 13 | 221 |
| Prajejan | 9 | 7 | 1 | 4 | 209 | 3 | 233 |
| Cermee | 4 | 1 | 1 | 2 | 259 | 2 | 269 |
| Bondowoso | 144 | 228 | 33 | 119 | 6 323 | 134 | 6 981 |

Sumber/Source: Dinas Penanaman Modal, Pelayanan Terpadu Satu Pintu dan Tenaga Kerja Kabupaten Bondowoso/ *Investment Services, One-Stop Integrated Services and Labor of Bondowoso Regency*

Tabel
Table 11.2**Banyaknya Perusahaan Menurut Kecamatan dan Nilai Investasi di Kabupaten Bondowoso, 2022**
Number of Companies by Subdistricts and Investment Value in Bondowoso Regency, 2022

| Kecamatan Subdistrict | s.d 50 juta Rp. | 50 - 500 juta Rp. | 500 juta - 10 milyar Rp. | > 10 milyar Rp. | Jumlah Total |
|--------------------------|-----------------|----------------------|-----------------------------|--------------------|-----------------|
| (1) | (2) | (3) | (4) | (5) | (6) |
| Maesan | 395 | 52 | 8 | 1 | 456 |
| Grujugan | 179 | 84 | 20 | 1 | 284 |
| Tamanan | 268 | 49 | 7 | - | 324 |
| Jambesari Darus Sholah | 222 | 34 | 6 | - | 262 |
| Pujer | 298 | 64 | 6 | 1 | 369 |
| Tlogosari | 275 | 62 | 3 | - | 340 |
| Sukosari | 171 | 26 | 2 | - | 199 |
| Sumber Wringin | 155 | 26 | 5 | - | 186 |
| Tapen | 218 | 70 | 9 | 1 | 298 |
| Wonosari | 229 | 71 | 10 | 2 | 303 |
| Tenggarang | 357 | 72 | 23 | 1 | 453 |
| Bondowoso | 1025 | 231 | 111 | 8 | 1375 |
| Curahdami | 237 | 42 | 15 | - | 294 |
| Binakal | 99 | 8 | - | - | 107 |
| Pakem | 105 | 22 | - | - | 127 |
| Wringin | 318 | 29 | 7 | - | 354 |
| Tegalampel | 202 | 29 | 7 | 1 | 239 |
| Taman Krocok | 99 | 10 | - | - | 109 |
| Klabang | 127 | 22 | 3 | 1 | 153 |
| Ijen | 21 | 4 | 1 | - | 26 |
| Botolinggo | 188 | 31 | 2 | 0 | 221 |
| Prajejan | 188 | 33 | 11 | 1 | 233 |
| Cermee | 239 | 26 | 4 | - | 269 |
| Bondowoso | 5 606 | 1 097 | 260 | 18 | 6 981 |

Sumber/Source: Dinas Penanaman Modal, Pelayanan Terpadu Satu Pintu dan Tenaga Kerja Kabupaten Bondowoso/ *Investment Services, One-Stop Integrated Services and Labor of Bondowoso Regency*

BAB 12

Sistem Neraca Regional *System of Regional Accounts*

PDRB Atas Dasar Harga Berlaku
menurut Lapangan Usaha tahun 2022
mencapai **22 901,86 miliar rupiah**



Lapangan usaha dengan kontribusi terbesar



Pertanian



Industri



Perdagangan

PENJELASAN TEKNIS**TECHNICAL NOTES**

1. Penghitungan statistik neraca nasional mengikuti buku petunjuk yang diterbitkan oleh Perserikatan Bangsa Bangsa (PBB) dikenal sebagai Sistem Neraca Nasional (SNN). SNN adalah rekomendasi internasional tentang bagaimana menyusun ukuran aktivitas ekonomi yang sesuai dengan standar neraca baku yang didasarkan pada prinsip-prinsip ekonomi. Rekomendasi yang dimaksud dinyatakan dalam sekumpulan konsep, definisi, klasifikasi, dan aturan neraca yang disepakati secara internasional dalam mengukur indikator tertentu seperti Produk Domestik Bruto (PDB). Salah satu bentuk adaptasi pencatatan statistik nasional adalah melakukan perubahan tahun dasar PDB Indonesia dari tahun 2000 ke 2010. Perubahan tahun dasar PDB dilakukan seiring dengan mengadopsi rekomendasi PBB yang tertuang dalam Sistem Neraca Nasional 2008 (SNA 2008).
 2. Produk Domestik Bruto pada tingkat nasional serta Produk Domestik Regional Bruto (PDRB) pada tingkat regional (provinsi) menggambarkan kemampuan suatu wilayah untuk menciptakan nilai tambah pada suatu waktu tertentu. Untuk menyusun PDB
1. *The method used to estimate national accounts statistics is based on the standard guidelines formed by United Nation known as System of National Accounts (SNA). SNA is the internationally agreed standard set of recommendations on how to compile measures of economic activity in accordance with strict accounting conventions based on economic principles. The recommendations are expressed in term of a set of concepts, definitions, classifications and accounting rules that comprise the internationally agreed standard for measuring indicators such as Gross Domestic Product (GDP). One of the improvement in the national statistical system is to rebase GDP form base year 2000 to 2010 in order to capture current economic condition. It is in line with the United Nations (UN) recommendation on 2008 SNA.*
 2. *The basic measure of the value added arising from economic activity is known as Gross Domestic Product at the national level and Gross Regional Domestic Product (GRDP) at the regional level (provinces/regencies/municipalities). To compile*

maupun PDRB digunakan 2 pendekatan, yaitu lapangan usaha dan pengeluaran. Keduanya menyajikan komposisi data nilai tambah dirinci Menurut sumber kegiatan ekonomi (lapangan usaha) dan Menurut komponen penggunaannya. PDB maupun PDRB dari sisi lapangan usaha merupakan penjumlahan seluruh komponen nilai tambah bruto yang mampu diciptakan oleh sektor-sektor ekonomi atas berbagai aktivitas produksinya. Sedangkan dari sisi pengeluaran menjelaskan tentang penggunaan dari nilai tambah tersebut.

3. PDB Menurut lapangan usaha mengalami perubahan klasifikasi dari 9 lapangan usaha menjadi 17 lapangan usaha. PDB Menurut lapangan usaha dirinci Menurut total nilai tambah dari seluruh sektor ekonomi yang mencakup lapangan usaha Pertanian, Kehutanan, dan Perikanan; Pertambangan dan Penggalian; Industri Pengolahan; Pengadaan Listrik dan Gas; Pengadaan Air, Pengelolaan Sampah, Limbah dan Daur Ulang; Konstruksi; Perdagangan Besar dan Eceran, Reparasi Mobil dan Sepeda Motor; Transportasi dan Pergudangan; Penyediaan Akomodasi dan Makan Minum; Informasi dan Komunikasi; Jasa Keuangan dan Asuransi; Real Estat; Jasa

these statistics, two approaches have been used, i.e. "production approach" and "expenditure approach". The first approach is to measure value added produced by various kinds of economic activities, while the second approach is to measure final uses of the country's output. In other words, GDP/GRDP is the sum of total value added produced by all economic industries (activities) and the way of using it.

3. *GDP by industry classification changes from 9 sectors to 17 industries. GDP by industry is classified by types of economic activities such as Agriculture, Forestry and Fishing; Mining and Quarrying; Manufacturing; Electricity and Gas; Water supply, Sewerage, Waste Management and Remediation Activities; Construction; Wholesale and Retail Trade; Repair of Motor Vehicles and Motorcycles; Transportation and Storage; Accommodation and Food Service Activities; Information and Communication; Financial and Insurance Activities; Real Estate Activities; Business Activities; Public Administration; Defence and Compulsory Social Security; Education; Human Health and*

Perusahaan; Administrasi Pemerintahan, Pertahanan dan Jaminan Sosial Wajib; Jasa Pendidikan; Jasa Kesehatan dan Kegiatan Sosial; dan Jasa lainnya.

Social Work Activities; and Other Services Activities.

4. PDB Menurut pengeluaran mengalami perubahan klasifikasi dimana pengeluaran konsumsi Lembaga Non Profit yang Melayani Rumah Tangga (LNPR) yang sebelumnya termasuk bagian dari pengeluaran konsumsi rumah tangga menjadi komponen terpisah. Sehingga klasifikasi PDB Menurut pengeluaran dirinci menjadi 7 komponen yaitu komponen pengeluaran konsumsi rumah tangga, pengeluaran konsumsi LNPR, pengeluaran konsumsi pemerintah, pembentukan modal tetap bruto, perubahan inventori, ekspor barang dan jasa, dan impor barang dan jasa.

4. *GDP by expenditure classification changes where consumption expenditure Non-profit Institutions Serving Households (NPISH) previously included as part of household consumption expenditure is taken out into separate component. So that, GDP by type of expenditures is classified into: household consumption expenditure, NPISH consumption expenditure, government consumption expenditure, gross fixed capital formation, changes in inventories, exports of goods and services, and imports of goods and services.*

5. Pengeluaran konsumsi rumah tangga mencakup berbagai pengeluaran konsumsi akhir rumah tangga atas barang dan jasa untuk memenuhi kebutuhan individu ataupun kelompok secara langsung. Pengeluaran rumah tangga di sini mencakup makanan dan minuman selain restoran; pakaian, alas kaki dan jasa perawatannya; perumahan dan perlengkapan rumah tangga; kesehatan dan pendidikan; transportasi dan komunikasi;

5. *Household consumption expenditures consist of expenditures incurred by households, which are used for both individual or collective needs. Household consumptions are classified into food and beverages other than restaurants; clothing, footwear, and related maintenance services; housing and household equipment; health and education; transport and communication; restaurants and hotels; and others.*

restoran dan hotel serta lainnya.

6. Pengeluaran Pemerintah terdiri dari Pengeluaran Konsumsi Individu dan Pengeluaran Konsumsi Kolektif. Barang dan jasa individu merupakan barang dan jasa privat, dimana ciri-ciri barang privat adalah a) Scarcity, yaitu ada kelangkaan/keterbatasan dalam jumlah; b) Excludable consumption, yaitu konsumsi suatu barang dapat dibatasi hanya pada mereka yang memenuhi persyaratan tertentu (biasanya harga); c) Rivalrous competition, yaitu konsumsi oleh satu konsumen akan mengurangi atau menghilangkan kesempatan pihak lain untuk melakukan hal serupa. Contoh barang dan jasa yang dihasilkan pemerintah dan tergolong sebagai barang dan jasa individu adalah jasa pelayanan kesehatan pemerintah di rumah sakit/puskesmas dan jasa pendidikan di sekolah/universitas negeri. Sedangkan barang dan jasa kolektif ekuivalen dengan barang publik yang memiliki ciri a) Non rivalry, yaitu penggunaan satu konsumen terhadap suatu barang tidak mengurangi kesempatan konsumen lain untuk juga mengkonsumsi barang tersebut; b) Non excludable, yaitu apabila suatu barang publik tersedia, maka tidak ada yang dapat menghalangi siapapun
6. *Government consumption expenditure consists of Individual Consumption Expenditure and Collective Consumption Expenditure. Individual goods and services are private goods and services, which the characteristics of private goods is a) Scarcity, that there is a scarcity/limited in number; b) Excludable consumption, the consumption of goods can be limited only to those who meet certain requirements (usually the price); c) Rivalrous competition, ie consumption by the consumer will reduce or eliminate the chance of another party to do so. Examples of goods and services produced by government and classified as goods and services of individuals is the government health services in hospitals/health centers and education services in schools/universities. Collective goods and services equivalent to public goods characterized by a) Non-rivalry, namely the use of a consumer for an item does not reduce the chance of another consumer to also consume goods; b) Non-excludable, i.e. when a public good available, then nothing can hinder anyone to benefit from the goods or in other words everyone has access to the goods. Examples of goods and services produced by government and classified as collective goods and services is carried military*

untuk memperoleh manfaat dari barang tersebut atau dengan kata lain setiap orang memiliki akses ke barang tersebut. Contoh barang dan jasa yang dihasilkan pemerintah dan tergolong sebagai barang dan jasa kolektif adalah jasa pertahanan yang dilakukan TNI dan keamanan yang dilakukan kepolisian.

7. Pembentukan Modal Tetap Bruto (PMTB) mencakup pengadaan, pembuatan, dan pembelian barang modal. Barang modal dimaksud adalah barang-barang yang digunakan untuk proses produksi, tahan lama atau yang mempunyai umur pemakaian lebih dari satu tahun seperti bangunan, mesin-mesin dan alat angkutan. Termasuk pula di sini perbaikan besar (berat) yang sifatnya memperpanjang umur atau mengubah bentuk atau kapasitas barang modal tersebut. Pengeluaran barang modal untuk keperluan militer juga dicakup sebagai PMTB. Klasifikasi komponen PMTB dibagi menjadi 6 sub komponen yaitu Konstruksi; Mesin dan Peralatan; Kendaraan; Peralatan Lainnya; Cultivated Biological Resources (CBR) dan Produk Kekayaan Intelektual.
7. *Gross Fixed Capital Formation (GFCF) includes procurement, manufacture, and the purchase of capital goods. Capital goods are goods which are used for the production process, durable or have a service life of more than one year such as buildings, machinery, and transportation equipment. Including here: huge improvement that are to extend the life or changing the shape or the capacity of the capital goods. Capital expenditures for military purposes are also covered as GFCF. GFCF component are classified into six sub-components: Construction; Machinery and Equipment; vehicle; Other equipment; Cultivated Biological Resources (CBR) and Intellectual Property Product.*
8. Ekspor barang dan jasa merupakan transaksi perdagangan barang dan jasa dari penduduk (residen) ke bukan penduduk (nonresiden).
8. *Exports of goods and services consist of transactions of goods and services from residents to non-residents. Imports of goods*

Impor barang dan jasa adalah transaksi perdagangan dari bukan penduduk ke penduduk. Ekspor atau impor barang terjadi pada saat terjadi perubahan hak kepemilikan barang antara penduduk dengan bukan penduduk (dengan atau tanpa perpindahan fisik barang tersebut). Pada PDB dengan tahun dasar 2010, ekspor dan impor barang dirinci menjadi nonmigas dan migas.

and services consist of transaction of goods and services from non-residents to residents. Exports and imports of goods occur when there are changes in ownership of goods between residents and non-residents (with or without physical movements of goods across frontiers). On the GDP at 2010 basic year, exports and imports of goods specified into non oil and gas and oil and gas.

9. Produk Domestik Bruto maupun agregat turunannya disajikan dalam 2 (dua) versi penilaian, yaitu atas dasar "harga berlaku" dan atas dasar "harga konstan". Disebut sebagai harga berlaku karena seluruh agregat dinilai dengan menggunakan harga pada tahun berjalan, sedangkan harga konstan penilaiannya didasarkan kepada harga satu tahun dasar tertentu, dalam publikasi ini digunakan harga tahun 2010.
10. Laju pertumbuhan PDB diperoleh dari perhitungan PDB atas dasar harga konstan. Diperoleh dengan cara mengurangi nilai PDB pada tahun ke-n terhadap nilai pada tahun ke n-1 (tahun sebelumnya), dibagi dengan nilai pada tahun ke n-1, dikalikan dengan 100 persen.

9. *GDP and its aggregations are presented in two forms: at current market prices and at constant base year market prices. In presenting current market prices, all aggregates are valued at current market prices, while base year constant market prices are shown by valuing all aggregates at fixed base year prices. Year of 2010 is used as the base year in this publication.*
10. *Growth rate of Gross Domestic Product is derived from GDP at constant market prices. It is obtained by subtracting the value of GDP year n with the value of GDP year n-1, divided by the value of GDP year n-1 then multiplied by 100 percent. The growth rate of GDP explains the income growth during the given period.*

ULASAN**DESCRIPTION****PDRB Sektoral**

Hasil penghitungan PDRB atas dasar harga berlaku menurut Lapangan Usaha tahun 2022 diketahui sebesar 22.902,86 miliar rupiah dan PDRB Menurut harga konstan tahun 2022 sebesar 14.410,20 miliar rupiah.

Struktur perekonomian Kabupaten Bondowoso masih sangat tergantung pada sektor pertanian karena sektor ini masih menjadi penyumbang paling besar terhadap total PDRB 2022 yaitu sebesar 28,34 persen, sektor industri pengolahan menempati urutan kedua dengan andil sebesar 25,28 persen. Sementara sektor Perdagangan Besar dan Eceran; Reparasi Mobil dan Sepeda Motor berada pada urutan ketiga sebesar 15,37 persen. Sedangkan sumbangan terkecil adalah sektor pengadaan listrik dan gas yaitu sebesar 0,07 persen.

Pertumbuhan Ekonomi

Pertumbuhan ekonomi secara menyeluruh menurut lapangan usaha pada tahun 2022 mengalami kenaikan. Pertumbuhan ekonomi tertinggi dicapai oleh lapangan usaha kategori transportasi dan pergudangan 14,09 persen, pertumbuhan kedua adalah Penyediaan akomodasi makan dan minum sebesar 11,99 persen sementara kategori jasa lainnya di urutan ketiga dengan 10,75 persen.

Selanjutnya yang mengalami laju pertumbuhan terendah ditempati oleh lapangan usaha kategori pertanian

Sectoral GRDP

The calculation of GDP based on current market prices by 2022 is known as 22.902,86 billion rupiah and GRDP according to the constant price of 2022 amounted to 14.410,20 billion rupiah.

The economic structure of Bondowoso Regency is still highly dependent on the agricultural sector because this sector is still the largest contributor to total GDP of 2022 which is 28,34 percent, the processing industry sector ranks second with the share by 25,28 percent. While the Big and Retail Trade sector; Car and Motorcycle Repairs are in the third position of 15,37 percent. While the smallest contribution is the sector of electricity and gas procurement at 0,07 percent.

Economic Growth

Overall economic growth by business field in the year 2022 has increased. The highest economic growth was achieved by the business category transportation and storage of 14,09 percent, the second was accomodation and food service activities at 11,99 persen and the third place was other services activities with 10,75 percent

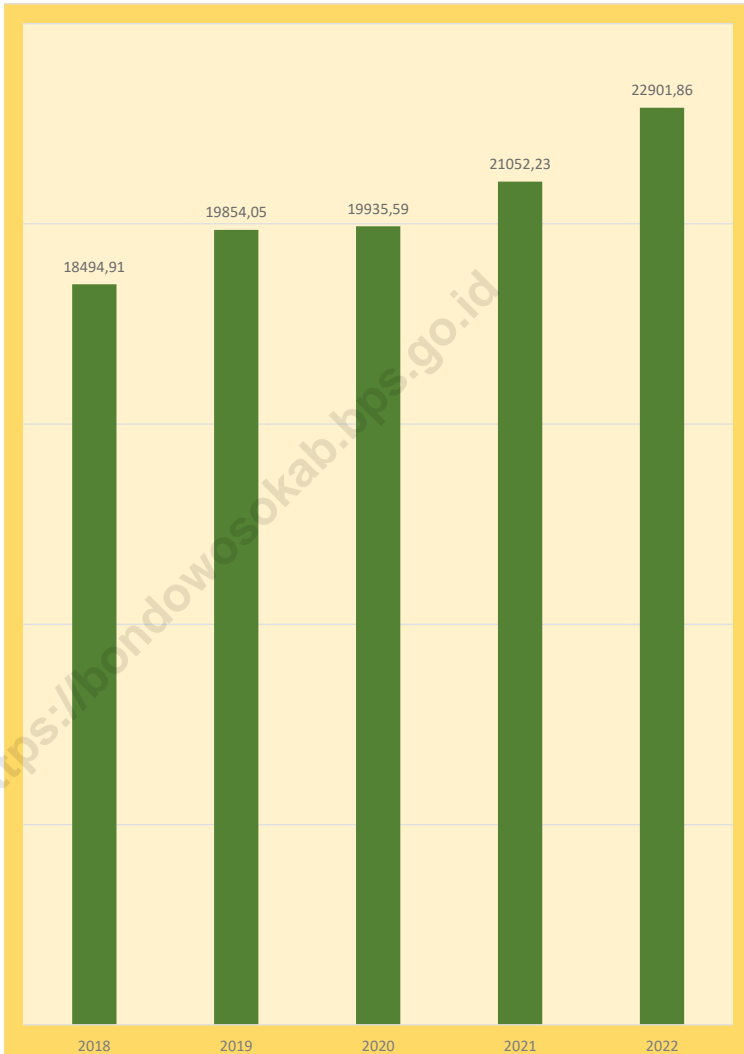
The lowest growth rate was occupied by the agriculture, forestry, and fishing sector which reached -1,61 percent.

, kehutanan, dan perikanan sebesar
-1,61 persen

<https://bondowosokab.bps.go.id>

Gambar 12.1
Figures

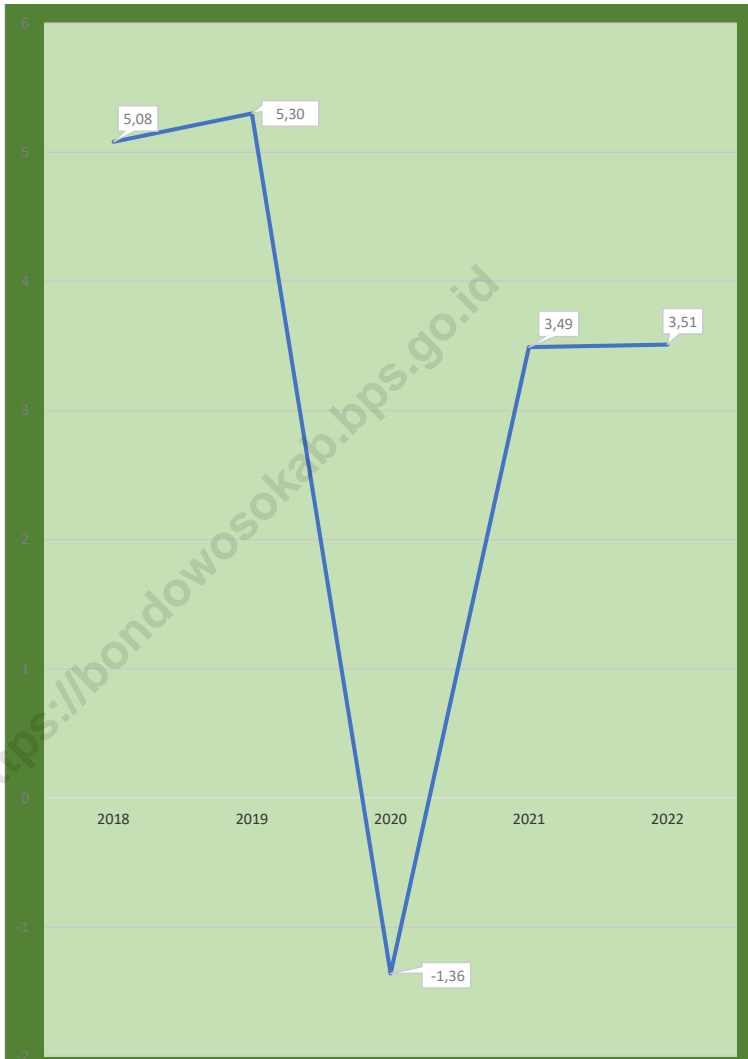
PDRB ADHB Menurut Lapangan Usaha (miliar rupiah) di Kabupaten Bondowoso, 2018-2022
GRDP at Current Market Prices by Industry (billion rupiahs) in Bondowoso Regency, 2018-2022



Sumber/Source: BPS, berbagai sensus, survei dan sumber lain/BPS-Statistics Indonesia, various census, survey, and other sources

Gambar 12.2
Figures

Laju Pertumbuhan PDRB Kabupaten Bondowoso ADHK 2010 Menurut Lapangan Usaha (persen), 2018–2022
Growth Rate of GRDP of Bondowoso Regency at 2010 Constant Market Prices by Industry (percent), 2018–2022



Sumber/Source: BPS, berbagai sensus, survei dan sumber lain/BPS-Statistics Indonesia, various census, survey, and other sources

Tabel
Table 12.1

Produk Domestik Regional Bruto Kabupaten Bondowoso Atas Dasar Harga Berlaku Menurut Lapangan Usaha (miliar rupiah), 2018-2022
Gross Regional Domestic Product of Bondowoso Regency at Current Market Prices by Industry (billion rupiahs), 2018-2022

| Lapangan Usaha/Industry | | 2018 | 2019 | 2020 | 2021 | 2022 |
|-------------------------|--|----------|----------|----------|----------|----------|
| (1) | | (2) | (3) | (4) | (5) | (6) |
| A | Pertanian, Kehutanan, dan Perikanan/ <i>Agriculture, Forestry, and Fishing</i> | 5 620,14 | 5 792,35 | 5 946,49 | 6 204,93 | 6 489,78 |
| B | Pertambangan dan Penggalian/ <i>Mining and Quarrying</i> | 370,06 | 388,31 | 373,69 | 388,06 | 425,65 |
| C | Industri Pengolahan/ <i>Manufacturing</i> | 4 173,81 | 4 630,56 | 4 762,09 | 5 140,41 | 5 788,78 |
| D | Pengadaan Listrik dan Gas/ <i>Electricity and Gas</i> | 7,84 | 8,47 | 8,59 | 9,01 | 9,74 |
| E | Pengadaan Air; Pengelolaan Sampah, Limbah, dan Daur Ulang/ <i>Water Supply; Sewerage, Waste Management, and Remediation Activities</i> | 12,94 | 13,77 | 14,50 | 15,68 | 16,12 |
| F | Konstruksi/ <i>Construction</i> | 1 784,06 | 1 918,21 | 1 822,06 | 1 852,41 | 2 091,20 |
| G | Perdagangan Besar dan Eceran; Reparasi Mobil dan Sepeda Motor/ <i>Wholesale and Retail Trade; Repair of Motor Vehicles and Motorcycles</i> | 2 811,14 | 3 065,57 | 2 879,94 | 3 136,50 | 3 520,24 |
| H | Transportasi dan Pergudangan/ <i>Transportation and Storage</i> | 132,49 | 146,86 | 141,96 | 158,08 | 189,64 |
| I | Penyediaan Akomodasi dan Makan Minum/ <i>Accommodation and Food Service Activities</i> | 136,96 | 151,80 | 125,73 | 132,78 | 155,04 |
| J | Informasi dan Komunikasi/ <i>Information and Communication</i> | 938,20 | 1 023,25 | 1 110,70 | 1 188,01 | 1 236,89 |

Lanjutan Tabel/*Continued Table 12.1*

| Lapangan Usaha/ <i>Industry</i> | | 2018 | 2019 | 2020 | 2021 | 2022 |
|---|---|------------------|------------------|------------------|------------------|------------------|
| (1) | | (2) | (3) | (4) | (5) | (6) |
| K | Jasa Keuangan dan Asuransi/ <i>Financial and Insurance Activities</i> | 545,81 | 573,74 | 575,49 | 596,56 | 641,28 |
| L | Real Estat/ <i>Real Estate Activities</i> | 210,55 | 226,83 | 238,22 | 243,67 | 259,97 |
| M,N | Jasa Perusahaan/ <i>Business Activities</i> | 70,48 | 76,93 | 73,42 | 76,35 | 81,73 |
| O | Administrasi Pemerintahan, Pertahanan, dan Jaminan Sosial Wajib/ <i>Public Administration and Defence; Compulsory Social Security</i> | 614,91 | 677,33 | 697,42 | 697,89 | 702,78 |
| P | Jasa Pendidikan/ <i>Education</i> | 633,80 | 693,87 | 724,71 | 741,71 | 764,93 |
| Q | Jasa Kesehatan dan Kegiatan Sosial/ <i>Human Health and Social Work Activities</i> | 130,61 | 142,45 | 156,88 | 167,71 | 175,56 |
| R,S,T,U | Jasa Lainnya/ <i>Other Services Activities</i> | 301,01 | 323,76 | 283,69 | 302,49 | 352,51 |
| Produk Domestik Regional Bruto/ <i>Gross Regional Domestic Product</i> | | 18 494,81 | 19 854,05 | 19 935,59 | 21 052,23 | 22 901,86 |

Keterangan/*Notes* : 2020 Angka Sementara / *Preliminary Figures*

2021 Angka Sangat Sementara / *Very Preliminary Figures*

Sumber/*Source*: BPS, berbagai sensus, survei dan sumber lain/*BPS-Statistics Indonesia, various census, survey, and other sources*

Tabel
Table 12.2

Produk Domestik Regional Bruto Kabupaten Bondowoso Atas Dasar Harga Konstan 2010 Menurut Lapangan Usaha (miliar rupiah), 2018–2022
Gross Regional Domestic Product of Bondowoso Regency at 2010 Constant Market Prices by Industry (billion rupiahs), 2018–2022

| Lapangan Usaha/Industry | | 2018 | 2019 | 2020 | 2021 | 2022 |
|-------------------------|--|----------|----------|----------|----------|----------|
| (1) | | (2) | (3) | (4) | (5) | (6) |
| A | Pertanian, Kehutanan, dan Perikanan/ <i>Agriculture, Forestry, and Fishing</i> | 3 635,76 | 3 679,86 | 3 729,46 | 3 818,35 | 3 756,87 |
| B | Pertambangan dan Penggalan/ <i>Mining and Quarrying</i> | 263,37 | 269,79 | 252,97 | 257,49 | 272,71 |
| C | Industri Pengolahan/ <i>Manufacturing</i> | 2 968,65 | 3 224,57 | 3 235,13 | 3 358,39 | 3 567,46 |
| D | Pengadaan Listrik dan Gas/ <i>Electricity and Gas</i> | 6,40 | 6,78 | 6,78 | 6,94 | 7,41 |
| E | Pengadaan Air; Pengelolaan Sampah, Limbah, dan Daur Ulang/ <i>Water Supply; Sewerage, Waste Management, and Remediation Activities</i> | 10,42 | 10,91 | 11,35 | 12,06 | 11,97 |
| F | Konstruksi/ <i>Construction</i> | 1 109,75 | 1 175,34 | 1 103,62 | 1 107,78 | 1 182,05 |
| G | Perdagangan Besar dan Eceran; Reparasi Mobil dan Sepeda Motor/ <i>Wholesale and Retail Trade; Repair of Motor Vehicles and Motorcycles</i> | 2 101,81 | 2 234,87 | 2 050,86 | 2 182,66 | 2 330,19 |
| H | Transportasi dan Pergudangan/ <i>Transportation and Storage</i> | 98,12 | 106,27 | 101,09 | 113,59 | 129,60 |
| I | Penyediaan Akomodasi dan Makan Minum/ <i>Accommodation and Food Service Activities</i> | 93,08 | 100,51 | 82,23 | 84,00 | 94,07 |
| J | Informasi dan Komunikasi/ <i>Information and Communication</i> | 836,36 | 899,76 | 974,90 | 1 041,68 | 1 073,90 |

Lanjutan Tabel/*Continued Table* 12.2

| Lapangan Usaha/Industry | | 2018 | 2019 | 2020 | 2021 | 2022 |
|--|---|------------------|------------------|------------------|------------------|------------------|
| (1) | | (2) | (3) | (4) | (5) | (6) |
| K | Jasa Keuangan dan Asuransi/ <i>Financial and Insurance Activities</i> | 381,83 | 396,98 | 395,12 | 399,27 | 403,80 |
| L | Real Estat/ <i>Real Estate Activities</i> | 160,20 | 168,73 | 173,40 | 175,91 | 185,14 |
| M,N | Jasa Perusahaan/ <i>Business Activities</i> | 47,53 | 50,50 | 46,84 | 47,61 | 49,86 |
| O | Administrasi Pemerintahan, Pertahanan, dan Jaminan Sosial Wajib/ <i>Public Administration and Defence; Compulsory Social Security</i> | 432,02 | 448,57 | 437,46 | 440,13 | 433,39 |
| P | Jasa Pendidikan/ <i>Education</i> | 469,64 | 505,75 | 518,54 | 529,62 | 539,84 |
| Q | Jasa Kesehatan dan Kegiatan Sosial/ <i>Human Health and Social Work Activities</i> | 101,20 | 107,66 | 116,62 | 121,78 | 123,44 |
| R,S,T,U | Jasa Lainnya/ <i>Other Services Activities</i> | 235,36 | 250,52 | 215,39 | 224,39 | 248,51 |
| Produk Domestik Regional Bruto/ Gross Regional Domestic Product | | 12 951,52 | 13 637,36 | 13 451,77 | 13 921,65 | 14 410,20 |

Keterangan/Notes : 2020 Angka Sementara / *Preliminary Figures*2021 Angka Sangat Sementara / *Very Preliminary Figures*Sumber/Source: BPS, berbagai sensus, survei dan sumber lain/*BPS-Statistics Indonesia, various census, survey, and other sources*

Tabel
Table 12.3

**Distribusi Persentase Produk Domestik Regional Bruto
Kabupaten Bondowoso Atas Dasar Harga Berlaku
Menurut Lapangan Usaha, 2018–2022**
*Percentage Distribution of Gross Regional Domestic Product
of Bondowoso Regency at Current Market Prices by Industry,
2018–2022*

| Lapangan Usaha/Industry | | 2018 | 2019 | 2020 | 2021 | 2022 |
|-------------------------|--|-------|-------|-------|-------|-------|
| (1) | | (2) | (3) | (4) | (5) | (6) |
| A | Pertanian, Kehutanan, dan Perikanan/ <i>Agriculture, Forestry, and Fishing</i> | 30,39 | 29,17 | 29,83 | 29,47 | 28,34 |
| B | Pertambangan dan Penggalian/ <i>Mining and Quarrying</i> | 2,00 | 1,96 | 1,87 | 1,84 | 1,86 |
| C | Industri Pengolahan/ <i>Manufacturing</i> | 22,57 | 23,32 | 23,89 | 24,42 | 25,28 |
| D | Pengadaan Listrik dan Gas/ <i>Electricity and Gas</i> | 0,04 | 0,04 | 0,04 | 0,04 | 0,04 |
| E | Pengadaan Air; Pengelolaan Sampah, Limbah, dan Daur Ulang/ <i>Water Supply; Sewerage, Waste Management, and Remediation Activities</i> | 0,07 | 0,07 | 0,07 | 0,07 | 0,07 |
| F | Konstruksi/ <i>Construction</i> | 9,65 | 9,66 | 9,14 | 8,80 | 9,13 |
| G | Perdagangan Besar dan Eceran; Reparasi Mobil dan Sepeda Motor/ <i>Wholesale and Retail Trade; Repair of Motor Vehicles and Motorcycles</i> | 15,20 | 15,44 | 14,45 | 14,90 | 15,37 |
| H | Transportasi dan Pergudangan/ <i>Transportation and Storage</i> | 0,72 | 0,74 | 0,71 | 0,75 | 0,83 |
| I | Penyediaan Akomodasi dan Makan Minum/ <i>Accommodation and Food Service Activities</i> | 0,74 | 0,76 | 0,63 | 0,63 | 0,68 |
| J | Informasi dan Komunikasi/ <i>Information and Communication</i> | 5,07 | 5,15 | 5,57 | 5,64 | 5,40 |
| K | Jasa Keuangan dan Asuransi/ <i>Financial and Insurance Activities</i> | 2,95 | 2,89 | 2,89 | 2,83 | 2,80 |

Lanjutan Tabel/*Continued Table* 12.3

| Lapangan Usaha/ <i>Industry</i> | | 2018 | 2019 | 2020 | 2021 | 2022 |
|--|---|---------------|---------------|---------------|---------------|---------------|
| (1) | | (2) | (3) | (4) | (5) | (6) |
| L | Real Estat/ <i>Real Estate Activities</i> | 1,14 | 1,14 | 1,19 | 1,16 | 1,14 |
| M,N | Jasa Perusahaan/ <i>Business Activities</i> | 0,38 | 0,39 | 0,37 | 0,36 | 0,36 |
| O | Administrasi Pemerintahan, Pertahanan, dan Jaminan Sosial Wajib/ <i>Public Administration and Defence; Compulsory Social Security</i> | 3,32 | 3,41 | 3,50 | 3,32 | 3,07 |
| P | Jasa Pendidikan/ <i>Education</i> | 3,43 | 3,49 | 3,64 | 3,52 | 3,34 |
| Q | Jasa Kesehatan dan Kegiatan Sosial/ <i>Human Health and Social Work Activities</i> | 0,71 | 0,72 | 0,79 | 0,80 | 0,77 |
| R,S,T,U | Jasa Lainnya/ <i>Other Services Activities</i> | 1,63 | 1,63 | 1,42 | 1,44 | 1,54 |
| Produk Domestik Regional Bruto/ Gross Regional Domestic Product | | 100,00 | 100,00 | 100,00 | 100,00 | 100,00 |

Keterangan/*Notes* : 2020 Angka Sementara / *Preliminary Figures*

2021 Angka Sangat Sementara / *Very Preliminary Figures*

Sumber/*Source*: BPS, berbagai sensus, survei dan sumber lain/*BPS-Statistics Indonesia, various census, survey, and other sources*

Tabel
Table 12.4**Laju Pertumbuhan Produk Domestik Regional Bruto Kabupaten Bondowoso Atas Dasar Harga Konstan 2010 Menurut Lapangan Usaha (persen), 2018–2022**
Growth Rate of Gross Regional Domestic Product of Bondowoso Regency at 2010 Constant Market Prices by Industry (percent), 2018–2022

| | Lapangan Usaha/Industry | 2018 | 2019 | 2020 | 2021 | 2022 |
|---|--|------|------|--------|-------|-------|
| | (1) | (2) | (3) | (4) | (5) | (6) |
| A | Pertanian, Kehutanan, dan Perikanan/ <i>Agriculture, Forestry, and Fishing</i> | 0,33 | 1,21 | 1,35 | 2,38 | -1,61 |
| B | Pertambangan dan Penggalian/ <i>Mining and Quarrying</i> | 3,75 | 2,44 | -6,24 | 1,79 | 5,91 |
| C | Industri Pengolahan/ <i>Manufacturing</i> | 9,37 | 8,62 | 0,33 | 3,81 | 6,23 |
| D | Pengadaan Listrik dan Gas/ <i>Electricity and Gas</i> | 4,20 | 5,83 | 0,09 | 2,34 | 6,72 |
| E | Pengadaan Air; Pengelolaan Sampah, Limbah, dan Daur Ulang/ <i>Water Supply; Sewerage, Waste Management, and Remediation Activities</i> | 5,16 | 4,72 | 3,96 | 6,31 | -0,80 |
| F | Konstruksi/ <i>Construction</i> | 5,49 | 5,91 | -6,10 | 0,38 | 6,70 |
| G | Perdagangan Besar dan Eceran; Reparasi Mobil dan Sepeda Motor/ <i>Wholesale and Retail Trade; Repair of Motor Vehicles and Motorcycles</i> | 6,38 | 6,33 | -8,23 | 6,43 | 6,76 |
| H | Transportasi dan Pergudangan/ <i>Transportation and Storage</i> | 8,64 | 8,31 | -4,87 | 12,37 | 14,09 |
| I | Penyediaan Akomodasi dan Makan Minum/ <i>Accommodation and Food Service Activities</i> | 7,28 | 7,97 | -18,18 | 2,15 | 11,99 |
| J | Informasi dan Komunikasi/ <i>Information and Communication</i> | 7,24 | 7,58 | 8,35 | 6,85 | 3,09 |

Lanjutan Tabel/*Continued Table* 12.4

| | Lapangan Usaha/Industry | 2018 | 2019 | 2020 | 2021 | 2022 |
|---------|---|-------------|-------------|--------------|-------------|-------------|
| | (1) | (2) | (3) | (4) | (5) | (6) |
| K | Jasa Keuangan dan Asuransi/ <i>Financial and Insurance Activities</i> | 5,33 | 3,97 | -0,47 | 1,05 | 1,13 |
| L | Real Estat/ <i>Real Estate Activities</i> | 5,68 | 5,32 | 2,77 | 1,44 | 5,25 |
| M,N | Jasa Perusahaan/ <i>Business Activities</i> | 6,51 | 6,27 | -7,26 | 1,65 | 4,72 |
| O | Administrasi Pemerintahan, Pertahanan, dan Jaminan Sosial Wajib/ <i>Public Administration and Defence; Compulsory Social Security</i> | 4,39 | 3,83 | -2,48 | 0,61 | -1,53 |
| P | Jasa Pendidikan/ <i>Education</i> | 6,35 | 7,69 | 2,53 | 2,14 | 1,93 |
| Q | Jasa Kesehatan dan Kegiatan Sosial/ <i>Human Health and Social Work Activities</i> | 6,81 | 6,38 | 8,32 | 4,43 | 1,36 |
| R,S,T,U | Jasa Lainnya/ <i>Other Services Activities</i> | 5,11 | 6,44 | -14,02 | 4,18 | 10,75 |
| | Produk Domestik Regional Bruto/ Gross Regional Domestic Product | 5,08 | 5,30 | -1,36 | 3,49 | 3,51 |

Keterangan/Notes : 2020 Angka Sementara / *Preliminary Figures*2021 Angka Sangat Sementara / *Very Preliminary Figures*Sumber/Source: BPS, berbagai sensus, survei dan sumber lain/*BPS-Statistics Indonesia, various census, survey, and other sources*

Tabel
Table 12.5

Produk Domestik Regional Bruto Kabupaten Bondowoso Atas Dasar Harga Berlaku Menurut Jenis Pengeluaran (miliar rupiah), 2018–2022
Gross Regional Domestic Product of Bondowoso Regency at Current Market Prices by Type of Expenditure (billion rupiahs), 2018–2022

| Jenis Pengeluaran <i>Type of Expenditure</i> | 2018 | 2019 | 2020 | 2021 | 2022 |
|---|------------------|------------------|------------------|------------------|------------------|
| (1) | (2) | (3) | (4) | (5) | (6) |
| Pengeluaran Konsumsi Rumah Tangga <i>Household Consumption Expenditure</i> | 13 344,51 | 14 323,30 | 14 593,42 | 15 593,53 | 17 081,34 |
| Pengeluaran Konsumsi LNPR <i>NPISH Consumption Expenditure</i> | 344,60 | 371,55 | 377,83 | 387,11 | 412,76 |
| Pengeluaran Konsumsi Pemerintah <i>Government Consumption Expenditure</i> | 1 919,43 | 2 068,08 | 1 878,19 | 1 900,98 | 1 788,86 |
| Pembentukan Modal Tetap Bruto <i>Gross Fixed Capital Formation</i> | 5 106,05 | 5 504,77 | 5 329,16 | 5 476,89 | 5 983,71 |
| Perubahan Inventori <i>Changes in Inventories</i> | 203,89 | 211,21 | 67,53 | 135,56 | 141,96 |
| Net Ekspor Barang dan Jasa <i>Net Exports of Goods and Services</i> | -2 423,67 | -2 624,86 | -2 310,53 | -2 441,84 | -2 506,77 |
| Produk Domestik Regional Bruto/Gross Regional Domestic Product | 18 494,81 | 19 854,05 | 19 935,59 | 21 052,23 | 22 901,86 |

Keterangan/Notes : 2020 Angka Sementara / Preliminary Figures

2021 Angka Sangat Sementara / Very Preliminary Figures

Sumber/Source: BPS, berbagai sensus, survei dan sumber lain/BPS-Statistics Indonesia, various census, survey, and other sources

Tabel
Table 12.6

Produk Domestik Regional Bruto Kabupaten Bondowoso Atas Dasar Harga Konstan 2010 Menurut Jenis Pengeluaran (miliar rupiah), 2018–2022
Gross Regional Domestic Product of Bondowoso Regency at 2010 Constant Market Prices by Type of Expenditure (billion rupiahs), 2018–2022

| Jenis Pengeluaran Type of Expenditure | 2018 | 2019 | 2020 | 2021 | 2022 |
|---|------------------|------------------|------------------|------------------|------------------|
| (1) | (2) | (3) | (4) | (5) | (6) |
| Pengeluaran Konsumsi Rumah Tangga <i>Household Consumption Expenditure</i> | 9 628,15 | 10 097,97 | 10 056,95 | 10 515,73 | 11 123,72 |
| Pengeluaran Konsumsi LNPRT <i>NPISH Consumption Expenditure</i> | 235,83 | 251,32 | 254,19 | 257,10 | 271,71 |
| Pengeluaran Konsumsi Pemerintah <i>Government Consumption Expenditure</i> | 1 141,87 | 1 184,81 | 1 127,52 | 1 132,05 | 1 114,72 |
| Pembentukan Modal Tetap Bruto <i>Gross Fixed Capital Formation</i> | 3 310,96 | 3 495,23 | 3 270,66 | 3 303,25 | 3 542,22 |
| Perubahan Inventori <i>Changes in Inventories</i> | 96,77 | 98,61 | 31,14 | 61,08 | 61,42 |
| Net Ekspor Barang dan Jasa <i>Net Exports of Goods and Services</i> | -1 462,01 | -1 490,58 | -1 288,69 | -1 348,45 | -1 703,60 |
| Produk Domestik Regional Bruto/Gross Regional Domestic Product | 12 951,52 | 13 637,36 | 13 451,77 | 13 921,65 | 14 410,20 |

Keterangan/Notes : 2020 Angka Sementara / *Preliminary Figures*2021 Angka Sangat Sementara / *Very Preliminary Figures*

Sumber/Source: BPS, berbagai sensus, survei dan sumber lain/BPS-Statistics Indonesia, various census, survey, and other sources

Tabel
Table 12.7**Distribusi Persentase Produk Domestik Regional Bruto Atas Dasar Harga Berlaku Menurut Pengeluaran, 2018-2022**
Percentage Distribution of Gross Regional Domestic Product at Current Prices by Expenditure, 2018-2022

| Jenis Pengeluaran Type of Expenditure | 2018 | 2019 | 2020 | 2021 | 2022 |
|---|---------------|---------------|---------------|---------------|---------------|
| (1) | (2) | (3) | (4) | (5) | (6) |
| Pengeluaran Konsumsi Rumah Tangga <i>Household Consumption Expenditure</i> | 72,15 | 72,14 | 73,20 | 74,07 | 74,58 |
| Pengeluaran Konsumsi LNPRT <i>NPISH Consumption Expenditure</i> | 1,86 | 1,87 | 1,90 | 1,84 | 1,80 |
| Pengeluaran Konsumsi Pemerintah <i>Government Consumption Expenditure</i> | 10,38 | 10,42 | 9,42 | 9,03 | 7,81 |
| Pembentukan Modal Tetap Bruto <i>Gross Fixed Capital Formation</i> | 27,61 | 27,73 | 26,73 | 26,02 | 26,13 |
| Perubahan Inventori <i>Changes in Inventories</i> | 1,10 | 1,06 | 0,34 | 0,64 | 0,62 |
| Net Ekspor Barang dan Jasa <i>Net Exports of Goods and Services</i> | -13,10 | -13,22 | -11,59 | -11,60 | -10,95 |
| Produk Domestik Regional Bruto/Gross Regional Domestic Product | 100,00 | 100,00 | 100,00 | 100,00 | 100,00 |

Keterangan/Notes : 2020 Angka Sementara / *Preliminary Figures*2021 Angka Sangat Sementara / *Very Preliminary Figures*

Sumber/Source: BPS, berbagai sensus, survei dan sumber lain/BPS-Statistics Indonesia, various census, survey, and other sources

Tabel
Table 12.8**Laju Pertumbuhan Produk Domestik Regional Bruto Atas Dasar Harga Konstan 2010 Menurut Pengeluaran, 2018-2022**
Growth Rate of Gross Regional Domestic Product at 2010 Constant Prices by Expenditure, 2018-2022

| Jenis Pengeluaran Type of Expenditure | 2018 | 2019 | 2020 | 2021 | 2022 |
|---|-------------|-------------|--------------|-------------|-------------|
| (1) | (2) | (3) | (4) | (5) | (6) |
| Pengeluaran Konsumsi Rumah Tangga <i>Household Consumption Expenditure</i> | 4,51 | 4,88 | -0,41 | 4,56 | 5,78 |
| Pengeluaran Konsumsi LNPR <i>NPISH Consumption Expenditure</i> | 6,83 | 6,57 | 1,14 | 1,50 | 5,31 |
| Pengeluaran Konsumsi Pemerintah <i>Government Consumption Expenditure</i> | 3,96 | 3,76 | -4,84 | 0,40 | -1,53 |
| Pembentukan Modal Tetap Bruto <i>Gross Fixed Capital Formation</i> | 5,40 | 5,57 | -6,42 | 1,30 | 6,91 |
| Perubahan Inventori <i>Changes in Inventories</i> | - | - | - | - | - |
| Net Ekspor Barang dan Jasa <i>Net Exports of Goods and Services</i> | - | - | - | - | - |
| Produk Domestik Regional Bruto/Gross Regional Domestic Product | 5,08 | 5,30 | -1,36 | 3,49 | 3,51 |

Keterangan/Notes : 2020 Angka Sementara / Preliminary Figures

2021 Angka Sangat Sementara / Very Preliminary Figures

Sumber/Source: BPS, berbagai sensus, survei dan sumber lain/BPS-Statistics Indonesia, various census, survey, and other sources

BAB 13

Perbandingan Antarkabupaten/Kota *Regency/Municipal Comparison*



Perbandingan IPM antar Daerah Tapal Kuda tahun 2021



PENJELASAN TEKNIS

1. Indeks Pembangunan Manusia (IPM) menjelaskan bagaimana penduduk dapat mengakses hasil pembangunan dalam memperoleh pendapatan, kesehatan, pendidikan dan sebagainya. IPM dibentuk oleh 3 (tiga) dimensi dasar ;

1. Umur panjang dan hidup sehat
2. Pengetahuan dan
3. Standar hidup layak

Angka IPM disajikan pada tingkat nasional, provinsi dan kabupaten/kota. Penyajian IPM Menurut daerah memungkinkan setiap kabupaten/kota mengetahui peta pembangunan manusia baik pencapaian, posisi maupun disparitas antar daerah. Dengan demikian, setiap daerah di Provinsi Jawa Timur dapat memacu peningkatan kinerja pembangunan melalui peningkatan kapasitas dasar penduduk di wilayahnya masing-masing.

TECHNICAL NOTES

1. *The Human Development Index (HDI) explains how citizens can access development outcomes in obtaining income, health, education and so on HDI is formed by 3 (three) basic dimensions;*

1. *Long life and healthy life*
2. *Knowledge and*
3. *Eligible standard of living.*

HDI figures are presented at the national, provincial and regency /city levels Presentation of HDI by region allows each regency/city to know the map of human development both achievement, position and disparity between regions. Thus, each region in East Java Province can spur improvements in development performance through increasing the basic capacity of the population in their respective areas.

ULASAN

Jumlah penduduk Kabupaten Bondowoso hanya sekitar 1,89 persen dari total penduduk di Provinsi Jawa Timur. Jumlah penduduk miskin di Kabupaten Bondowoso sekitar 105,69 ribu.

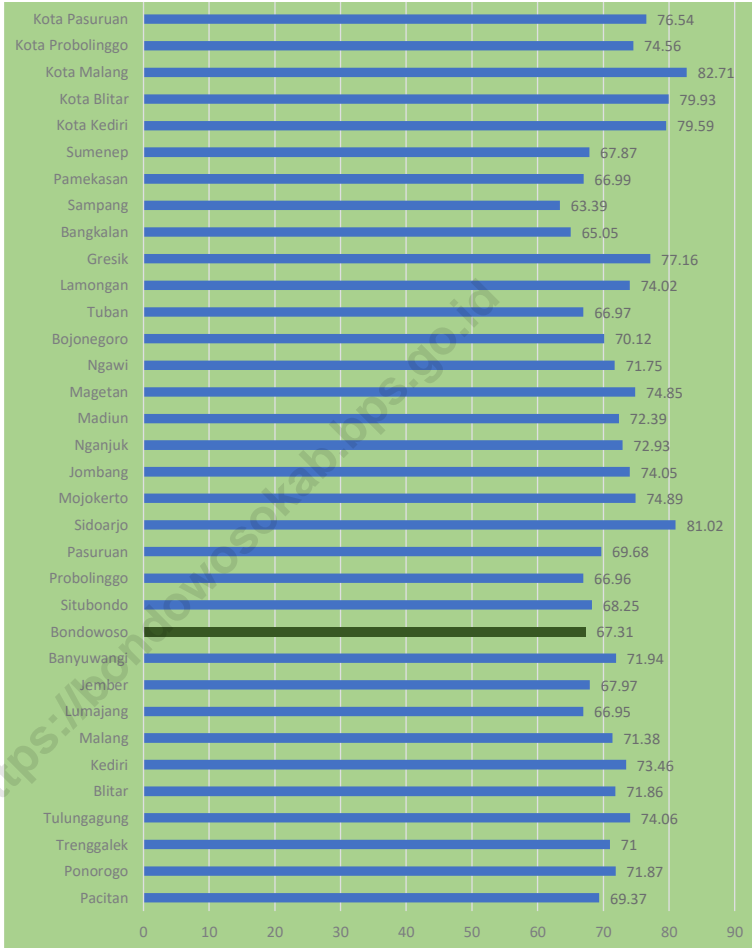
Sementara untuk Indeks Pembangunan Manusia (IPM) Kabupaten Bondowoso pada tahun 2022 adalah sebesar 67,31

DESCRIPTION

The population of Bondowoso Regency is only around 1,89 percent of the total population in East Java Province. The total number of poor people in Bondowoso Regency is around 105,69 thousand.

Meanwhile, the Human Development Index (HDI) of Bondowoso Regency in 2022 is 67,31.

<https://bondowosokab.bps.go.id>

Gambar
Figures 13.1**Indeks Pembangunan Manusia Menurut Kabupaten/Kota
di Provinsi Jawa Timur, 2022**
*Human Development Index by Regency/Municipality in East
Java Province, 2022*

Sumber/Source: BPS Provinsi Jawa Timur/ BPS—Statistics of Jawa Timur Province

Tabel
Table 13.1**Jumlah Penduduk Menurut Kabupaten/Kota di Provinsi
Jawa Timur, 2018–2022**
*Population by Regency/Municipality in East Java Province,
2018–2022*

| Kabupaten/Kota Regency/Municipality | 2018¹ | 2019¹ | 2020² | 2021³ | 2022³ |
|--|-------------------------|-------------------------|-------------------------|-------------------------|-------------------------|
| (1) | (2) | (3) | (4) | (5) | (6) |
| Pacitan | 554 394 | 555 304 | 586 110 | 589 108 | 592 916 |
| Ponorogo | 870 705 | 871 370 | 949 318 | 955 839 | 964 253 |
| Trenggalek | 694 902 | 696 295 | 731 125 | 734 888 | 739 669 |
| Tulungagung | 1 035 290 | 1 039 284 | 1 089 775 | 1 096 588 | 1 105 337 |
| Blitar | 1 157 500 | 1 160 677 | 1 223 745 | 1 231 013 | 1 240 322 |
| Kediri | 1 568 113 | 1 574 272 | 1 635 294 | 1 644 400 | 1 656 020 |
| Malang | 2 591 795 | 2 606 204 | 2 654 448 | 2 668 296 | 2 685 900 |
| Lumajang | 1 039 794 | 1 042 395 | 1 119 251 | 1 127 094 | 1 137 227 |
| Jember | 2 440 714 | 2 450 668 | 2 536 729 | 2 550 360 | 2 567 718 |
| Banyuwangi | 1 609 677 | 1 613 991 | 1 708 114 | 1 718 462 | 1 731 731 |
| Bondowoso | 772 297 | 775 715 | 776 151 | 778 525 | 781 417 |
| Situbondo | 679 993 | 682 978 | 685 967 | 688 337 | 691 260 |
| Probolinggo | 1 162 092 | 1 168 503 | 1 152 537 | 1 155 894 | 1 159 965 |
| Pasuruan | 1 616 578 | 1 627 396 | 1 605 969 | 1 611 805 | 1 619 035 |
| Sidoarjo | 2 216 804 | 2 249 476 | 2 082 801 | 2 091 930 | 2 103 401 |
| Mojokerto | 1 108 718 | 1 117 688 | 1 119 209 | 1 125 522 | 1 133 584 |
| Jombang | 1 258 618 | 1 263 814 | 1 318 062 | 1 325 914 | 1 335 972 |
| Nganjuk | 1 051 900 | 1 054 611 | 1 103 902 | 1 109 683 | 1 117 033 |
| Madiun | 681 394 | 682 684 | 744 350 | 750 143 | 757 665 |
| Magetan | 628 924 | 628 977 | 670 812 | 674 133 | 678 343 |
| Ngawi | 830 090 | 830 108 | 870 057 | 873 346 | 877 432 |
| Bojonegoro | 1 246 927 | 1 249 692 | 1 301 635 | 1 307 602 | 1 315 125 |

Lanjutan Tabel/*Continued Table* 13.1

| Kabupaten/Kota Regency/Municipality | 2018¹ | 2019¹ | 2020² | 2021³ | 2022³ |
|--|-------------------------|-------------------------|-------------------------|-------------------------|-------------------------|
| (1) | (2) | (3) | (4) | (5) | (6) |
| Tuban | 1 168 277 | 1 172 790 | 1 198 012 | 1 203 127 | 1 209 543 |
| Lamongan | 1 188 913 | 1 189 106 | 1 344 165 | 1 356 027 | 1 371 509 |
| Gresik | 1 299 024 | 1 312 881 | 1 311 215 | 1 320 570 | 1 332 664 |
| Bangkalan | 978 892 | 986 672 | 1 060 377 | 1 071 712 | 1 086 620 |
| Sampang | 968 520 | 978 875 | 969 694 | 976 020 | 984 162 |
| Pamekasan | 871 497 | 879 992 | 850 057 | 853 507 | 857 818 |
| Sumenep | 1 085 227 | 1 088 910 | 1 124 436 | 1 129 822 | 1 136 632 |
| Kota Kediri | 285 582 | 287 409 | 286 796 | 287 962 | 289 418 |
| Kota Blitar | 140 971 | 141 876 | 149 149 | 150 371 | 151 960 |
| Kota Malang | 866 118 | 870 682 | 843 810 | 844 933 | 846 126 |
| Kota Probolinggo | 235 211 | 237 208 | 239 649 | 241 202 | 243 200 |
| Kota Pasuruan | 199 078 | 200 422 | 208 006 | 209 528 | 211 497 |
| Kota Mojokerto | 128 282 | 129 014 | 132 434 | 133 272 | 134 350 |
| Kota Madiun | 176 697 | 177 007 | 195 175 | 196 917 | 199 192 |
| Kota Surabaya | 2 885 555 | 2 896 195 | 2 874 314 | 2 880 284 | 2 887 223 |
| Kota Batu | 205 788 | 207 490 | 213 046 | 214 653 | 216 735 |
| Jawa Timur | 39 500 851 | 39 698 631 | 40 665 696 | 40 878 789 | 41 149 974 |

Sumber/Source: ¹ BPS, Proyeksi Penduduk Indonesia 2010–2035/BPS-Statistics Indonesia, Indonesia Population Projection 2010–2035

² BPS, Sensus Penduduk (SP) 2020/BPS-Statistics Indonesia, 2020 Population Census

³ BPS, Proyeksi Interim Juni 2021/BPS-Statistics Indonesia, June 2021 Interim Projection

Tabel
Table 13.2

Laju Pertumbuhan Produk Domestik Regional Bruto Atas Dasar Harga Konstan 2010 Menurut Kabupaten/Kota di Provinsi Jawa Timur (persen), 2018–2022
Rate of Growth of Gross Regional Domestic Products at Constant 2010 Prices by Regency/Municipality in East Java Province (percent), 2018–2022

| Kabupaten/Kota Regency/Municipality | 2018 | 2019 | 2020 ¹ | 2021 ² | 2022 ² |
|--|------|------|-------------------|-------------------|-------------------|
| (1) | (2) | (3) | (4) | (5) | (6) |
| Pacitan | 5,47 | 5,08 | -1,84 | 2,49 | 5,54 |
| Ponorogo | 5,27 | 5,01 | -0,90 | 3,19 | 3,24 |
| Trenggalek | 5,03 | 5,08 | -2,17 | 3,65 | 4,52 |
| Tulungagung | 5,21 | 5,32 | -3,09 | 3,53 | 5,22 |
| Blitar | 5,10 | 5,12 | -2,29 | 3,02 | 5,20 |
| Kediri | 5,07 | 5,06 | -2,41 | 3,06 | 4,90 |
| Malang | 5,55 | 5,49 | -2,68 | 3,12 | 5,13 |
| Lumajang | 5,00 | 4,61 | -2,79 | 3,14 | 4,43 |
| Jember | 5,02 | 5,51 | -2,98 | 4,00 | 4,53 |
| Banyuwangi | 5,84 | 5,55 | -3,58 | 4,08 | 4,43 |
| Bondowoso | 5,08 | 5,30 | -1,36 | 3,49 | 3,51 |
| Situbondo | 5,46 | 5,44 | -2,33 | 3,26 | 4,39 |
| Probolinggo | 4,47 | 4,56 | -2,12 | 3,35 | 4,52 |
| Pasuruan | 5,73 | 5,83 | -2,03 | 4,34 | 5,32 |
| Sidoarjo | 6,01 | 5,99 | -3,69 | 4,21 | 7,53 |
| Mojokerto | 5,88 | 5,81 | -1,11 | 4,12 | 5,82 |
| Jombang | 5,29 | 5,10 | -1,98 | 3,24 | 5,37 |
| Nganjuk | 5,38 | 5,36 | -1,71 | 3,61 | 4,84 |
| Madiun | 5,10 | 5,42 | -1,69 | 3,34 | 4,32 |
| Magetan | 5,21 | 5,04 | -1,64 | 3,04 | 3,89 |
| Ngawi | 5,21 | 5,05 | -1,69 | 2,55 | 3,19 |
| Bojonegoro | 4,39 | 6,34 | -0,40 | -5,54 | -6,16 |

Lanjutan Tabel/*Continued Table* 13.2

| Kabupaten/Kota <i>Regency/Municipality</i> | 2018 | 2019 | 2020 ¹ | 2021 ² | 2022 ² |
|---|-------------|-------------|-------------------|-------------------|-------------------|
| (1) | (2) | (3) | (4) | (5) | (6) |
| Tuban | 5,15 | 5,14 | -5,85 | 3,00 | 8,88 |
| Lamongan | 5,44 | 5,43 | -2,65 | 3,43 | 5,56 |
| Gresik | 5,81 | 5,42 | -3,68 | 3,79 | 7,38 |
| Bangkalan | 4,22 | 1,03 | -5,59 | -2,07 | -1,12 |
| Sampang | 4,11 | 1,85 | -0,29 | 0,22 | 2,31 |
| Pamekasan | 5,46 | 4,92 | -2,54 | 3,41 | 4,66 |
| Sumenep | 3,63 | 0,14 | -1,13 | 2,61 | 3,11 |
| Kota Kediri | 5,43 | 5,47 | -6,25 | 2,50 | 3,95 |
| Kota Blitar | 5,82 | 5,84 | -2,28 | 4,28 | 5,22 |
| Kota Malang | 5,72 | 5,73 | -2,26 | 4,21 | 6,32 |
| Kota Probolinggo | 5,93 | 5,94 | -3,64 | 4,06 | 6,12 |
| Kota Pasuruan | 5,54 | 5,56 | -4,33 | 3,64 | 6,22 |
| Kota Mojokerto | 5,80 | 5,65 | -3,69 | 3,65 | 5,56 |
| Kota Madiun | 5,96 | 5,69 | -3,39 | 4,73 | 5,52 |
| Kota Surabaya | 6,19 | 6,09 | -4,85 | 4,29 | 6,51 |
| Kota Batu | 6,50 | 6,51 | -6,46 | 4,04 | 6,18 |
| Jawa Timur | 5,47 | 5,52 | -2,39 | 3,57 | 5,34 |

Catatan/Note: 2020 Angka Sementara / *Preliminary Figures*
 2021 Angka Sangat Sementara / *Very Preliminary Figures*

Sumber/Source: BPS Provinsi Jawa Timur / *BPS—Statistics of Jawa Timur Province*

Tabel
Table 13.3**Jumlah Penduduk Miskin Menurut Kabupaten/Kota di
Provinsi Jawa Timur (ribu), 2018–2022**
**Number of Poor Population by Regency/Municipality in East
Java Province (thousand), 2018–2022**

| Kabupaten/Kota Regency/Municipality | 2018¹ | 2019¹ | 2020² | 2021² | 2022² |
|--|-------------------------|-------------------------|-------------------------|-------------------------|-------------------------|
| (1) | (2) | (3) | (4) | (5) | (6) |
| Pacitan | 78,64 | 75,86 | 80,82 | 84,19 | 76,93 |
| Ponorogo | 90,22 | 83,97 | 86,74 | 89,94 | 81,80 |
| Trenggalek | 83,50 | 76,44 | 81,06 | 84,89 | 76,75 |
| Tulungagung | 75,23 | 70,01 | 76,40 | 78,59 | 70,52 |
| Blitar | 112,40 | 103,75 | 108,55 | 112,62 | 101,94 |
| Kediri | 177,20 | 163,95 | 179,93 | 184,49 | 169,46 |
| Malang | 268,49 | 246,60 | 265,56 | 276,58 | 252,88 |
| Lumajang | 103,69 | 98,88 | 102,60 | 105,25 | 95,04 |
| Jember | 243,42 | 226,57 | 247,99 | 257,09 | 232,73 |
| Banyuwangi | 125,50 | 121,37 | 130,37 | 130,93 | 122,01 |
| Bondowoso | 110,98 | 103,33 | 110,24 | 115,18 | 105,69 |
| Situbondo | 80,27 | 76,44 | 83,74 | 86,95 | 81,46 |
| Probolinggo | 217,06 | 207,22 | 218,35 | 223,32 | 203,23 |
| Pasuruan | 152,48 | 141,09 | 151,43 | 159,78 | 148,62 |
| Sidoarjo | 125,75 | 119,29 | 127,05 | 137,15 | 125,69 |
| Mojokerto | 111,55 | 108,81 | 118,80 | 120,54 | 111,03 |
| Jombang | 120,19 | 116,44 | 125,94 | 127,3 | 115,48 |
| Nganjuk | 127,28 | 118,51 | 122,73 | 125,53 | 113,63 |
| Madiun | 77,75 | 71,91 | 78,30 | 81,61 | 74,07 |
| Magetan | 64,86 | 60,43 | 65,09 | 67,75 | 62,65 |
| Ngawi | 123,09 | 119,43 | 128,19 | 130,81 | 119,02 |
| Bojonegoro | 163,94 | 154,64 | 161,10 | 166,52 | 153,40 |

Lanjutan Tabel/*Continued Table* 13.3

| Kabupaten/Kota Regency/Municipality | 2018¹ | 2019¹ | 2020² | 2021² | 2022² |
|--|-------------------------|-------------------------|-------------------------|-------------------------|-------------------------|
| (1) | (2) | (3) | (4) | (5) | (6) |
| Tuban | 178,64 | 170,80 | 187,13 | 192,58 | 178,05 |
| Lamongan | 164,00 | 157,11 | 164,68 | 166,82 | 151,08 |
| Gresik | 154,02 | 148,61 | 164,05 | 166,35 | 149,64 |
| Bangkalan | 191,33 | 186,11 | 204,00 | 215,97 | 196,11 |
| Sampang | 204,82 | 202,21 | 224,74 | 237,23 | 217,97 |
| Pamekasan | 125,76 | 122,43 | 129,41 | 137,12 | 126,02 |
| Sumenep | 218,60 | 211,98 | 220,23 | 224,73 | 206,20 |
| Kota Kediri | 21,90 | 20,54 | 22,19 | 22,55 | 21,15 |
| Kota Blitar | 10,47 | 10,10 | 11,10 | 11,33 | 10,65 |
| Kota Malang | 35,49 | 35,39 | 38,77 | 40,62 | 38,56 |
| Kota Probolinggo | 16,90 | 16,37 | 17,72 | 17,91 | 16,16 |
| Kota Pasuruan | 13,45 | 12,92 | 13,40 | 13,97 | 13,02 |
| Kota Mojokerto | 7,04 | 6,63 | 8,09 | 8,37 | 7,88 |
| Kota Madiun | 7,92 | 7,69 | 8,83 | 9,06 | 8,49 |
| Kota Surabaya | 140,81 | 130,55 | 145,67 | 152,49 | 138,21 |
| Kota Batu | 7,98 | 7,89 | 8,12 | 8,63 | 8,05 |
| Jawa Timur | 4 332,62 | 4 112,27 | 4 419,10 | 4 572,73 | 4 181,29 |

Sumber/*Source*: BPS Provinsi Jawa Timur/ *BPS—Statistics of Jawa Timur Province*

Tabel
Table 13.4**Indeks Pembangunan Manusia Menurut Kabupaten/Kota
di Provinsi Jawa Timur, 2018–2022**
*Human Development Index by Regency/Municipality in East
Java Province, 2018–2022*

| Kabupaten/Kota Regency/Municipality | 2018 ¹ | 2019 ¹ | 2020 ² | 2021 ² | 2022 ² |
|--|-------------------|-------------------|-------------------|-------------------|-------------------|
| (1) | (2) | (3) | (4) | (5) | (6) |
| Pacitan | 67,33 | 68,16 | 68,39 | 68,57 | 69,37 |
| Ponorogo | 69,91 | 70,56 | 70,81 | 71,06 | 71,87 |
| Trenggalek | 68,71 | 69,46 | 69,74 | 70,06 | 71,00 |
| Tulungagung | 71,99 | 72,62 | 73,00 | 73,15 | 74,06 |
| Blitar | 69,93 | 70,57 | 70,58 | 71,05 | 71,86 |
| Kediri | 71,07 | 71,85 | 72,05 | 72,56 | 73,46 |
| Malang | 69,40 | 70,35 | 70,36 | 70,60 | 71,38 |
| Lumajang | 64,83 | 65,33 | 65,46 | 66,07 | 66,95 |
| Jember | 65,96 | 66,69 | 67,11 | 67,32 | 67,97 |
| Banyuwangi | 70,06 | 70,60 | 70,62 | 71,38 | 71,94 |
| Bondowoso | 65,27 | 66,09 | 66,43 | 66,59 | 67,31 |
| Situbondo | 66,42 | 67,09 | 67,38 | 67,78 | 68,25 |
| Probolinggo | 64,85 | 65,60 | 66,07 | 66,26 | 66,96 |
| Pasuruan | 67,41 | 68,29 | 68,60 | 68,93 | 69,68 |
| Sidoarjo | 79,50 | 80,05 | 80,29 | 80,65 | 81,02 |
| Mojokerto | 72,64 | 73,53 | 73,83 | 74,15 | 74,89 |
| Jombang | 71,86 | 72,85 | 72,97 | 73,45 | 74,05 |
| Nganjuk | 71,23 | 71,71 | 71,72 | 71,97 | 72,93 |
| Madiun | 71,01 | 71,69 | 71,73 | 71,88 | 72,39 |
| Magetan | 72,91 | 73,49 | 73,92 | 74,15 | 74,85 |
| Ngawi | 69,91 | 70,41 | 70,54 | 71,04 | 71,75 |
| Bojonegoro | 67,85 | 68,75 | 69,04 | 69,59 | 70,12 |

Lanjutan Tabel/Continued Table 13.4

| Kabupaten/Kota Regency/Municipality | 2018¹ | 2019¹ | 2020² | 2021² | 2022² |
|--|-------------------------|-------------------------|-------------------------|-------------------------|-------------------------|
| (1) | (2) | (3) | (4) | (5) | (6) |
| Tuban | 67,43 | 68,37 | 68,40 | 68,91 | 69,67 |
| Lamongan | 71,97 | 72,57 | 72,58 | 73,12 | 74,02 |
| Gresik | 75,28 | 76,10 | 76,11 | 76,50 | 77,16 |
| Bangkalan | 62,87 | 63,79 | 64,11 | 64,36 | 65,05 |
| Sampang | 61,00 | 61,94 | 62,70 | 62,80 | 63,39 |
| Pamekasan | 65,41 | 65,94 | 66,26 | 66,40 | 66,99 |
| Sumenep | 65,25 | 66,22 | 66,43 | 67,04 | 67,87 |
| Kota Kediri | 77,58 | 78,08 | 78,23 | 78,60 | 79,59 |
| Kota Blitar | 77,58 | 78,56 | 78,57 | 78,98 | 79,93 |
| Kota Malang | 80,89 | 81,32 | 81,45 | 82,04 | 82,71 |
| Kota Probolinggo | 72,53 | 73,27 | 73,27 | 73,66 | 74,56 |
| Kota Pasuruan | 74,78 | 75,25 | 75,26 | 75,62 | 76,54 |
| Kota Mojokerto | 77,14 | 77,96 | 78,04 | 78,43 | 79,32 |
| Kota Madiun | 80,33 | 80,88 | 80,91 | 81,25 | 82,01 |
| Kota Surabaya | 81,74 | 82,22 | 82,23 | 82,31 | 82,74 |
| Kota Batu | 75,04 | 75,88 | 75,90 | 76,28 | 77,22 |
| Jawa Timur | 70,77 | 71,50 | 71,71 | 72,14 | 72,75 |

Sumber/Source: BPS Provinsi Jawa Timur/ BPS—Statistics of Jawa Timur Province

ST2023
SENSUS PERTANIAN

BerAKHLAK

Berorientasi Pelayanan, Akuntabel, Kompeten,
Harmonis, Loyal, Adaptif, Kolaboratif

DATA

MENCERDASKAN BANGSA

— *Enlighten The Nation* —



**BADAN PUSAT STATISTIK
KABUPATEN BONDOWOSO**
BPS - Statistics of Bondowoso Regency

Jalan Santawi No.114 Telp. & Fax : (0332) 421775
Homepage : <https://bondowosokab.bps.go.id>
E-mail : bps3511@bps.go.id

