

KATALOG: 1102001.3211020



# KABUPATEN SUMEDANG DALAM ANGKA 2023



**BADAN PUSAT STATISTIK  
KABUPATEN SUMEDANG**

**KABUPATEN SUMEDANG DALAM ANGKA**  
**SUMEDANG REGENCY in Figures**  
**2023**

ISSN: 0215-4269

No. Publikasi/*Publication Number*: 32140.2001

Katalog /*Catalog*: 1102002.3211

Ukuran Buku/*Book Size*: 14,8 cm x 21 cm

Jumlah Halaman/*Number of Pages* : 249 + xxxii hal/*pages*

Naskah/*Manuscript*:

BPS KABUPATEN SUMEDANG

*BPS-Statistics of SUMEDANG REGENCY*

Penyunting/*Editor*:

BPS KABUPATEN SUMEDANG

*BPS-Statistics of SUMEDANG REGENCY*

Desain Kover/*Cover Design*:

Seksi Integrasi Pengolahan dan Diseminasi Statistik

*Section of Integration Processing and Statistics Dissemination*

Ilustrasi Kover/*Cover Illustration*:

Mesjid Agung Kabupaten Sumedang/*Grand Mosque of Sumedang Regency*

Diterbitkan oleh/*Published by*:

©BPS KABUPATEN SUMEDANG/*BPS-Statistics of SUMEDANG REGENCY*

Dicetak oleh/*Printed by*:

BPS KABUPATEN SUMEDANG/*BPS-Statistics of SUMEDANG REGENCY*

Dilarang mengumumkan, mendistribusikan, mengomunikasikan, dan/atau menggandakan sebagian atau seluruh isi buku ini untuk tujuan komersil tanpa izin tertulis dari Badan Pusat Statistik.

*Prohibited to announce, distribute, communicate, and/or copy part or all of this book for commercial purpose without permission from BPS-Statistics Indonesia.*

**PETA WILAYAH KABUPATEN SUMEDANG**  
**MAP OF SUMEDANG REGENCY**





## KATA PENGANTAR

Sumedang Dalam Angka 2023 merupakan publikasi tahunan yang diterbitkan oleh BPS Kabupaten Sumedang. Disadari bahwa publikasi ini belum sepenuhnya memenuhi harapan pihak pemakai data khususnya para perencana, namun diharapkan dapat membantu melengkapi penyusunan rencana pembangunan di Kabupaten Sumedang.

Publikasi ini dapat terwujud berkat kerja sama dan bantuan dari berbagai pihak baik instansi pemerintah maupun swasta. Kepada semua pihak yang telah memberikan bantuan disampaikan penghargaan dan terima kasih yang sebesar-besarnya.

Walaupun publikasi ini telah disiapkan sebaik-baiknya, namun disadari masih ada kekurangan dan kesalahan yang terjadi. Untuk perbaikan publikasi ini, tanggapan dan saran yang bersifat konstruktif dari para pemakai sangat diharapkan.

22 Februari 2023  
BPS KABUPATEN SUMEDANG  
Kepala,

**IR. YAYAN EKA TAPIVIAN, M.T.**



## **PREFACE**

*Sumedang in Figures 2021 is an annual publication written by BPS Regency of Sumedang. Honestly, this publication has not perfect yet and has not filled the user's hope, especially for the planners yet, but hopefully it can help to equip compilation of development planning in this regency.*

*This comprehensive publication has been made possible with the assistance and contribution from several governmental institutions and private organizations. To all parties who have been involved in the preparation of this publication, I would like to express my sincerest appreciation and gratitude.*

*Comments and constructive suggestions for the improvement of this publication are always welcome.*

*22<sup>th</sup>, February 2023*  
*Chief Statistician of*  
*SUMEDANG REGENCY*

**IR. YAYAN EKA TAPIVIAN, M.T.**

## DAFTAR ISI / CONTENTS

|  | Halaman<br><i>Page</i> |
|--|------------------------|
| Kata Pengantar/ <i>Preface</i> .....   | vii                    |
| Daftar Isi/ <i>Contents</i> .....  | ix                     |
| Daftar Tabel/ <i>List of Tables</i> .....  | xi                     |
| Daftar Gambar/ <i>List of Figures</i> .....  | xxv                    |
| Daftar Singkatan/ <i>List of Abbreviations</i> .....   | xxix                   |
| Statistik Kunci/ <i>Key Statistics</i> .....   | xxxii                  |
| 1. Geografi dan Iklim/ <i>Geography and Climate</i> .....  | 1                      |
| 2. Pemerintahan/ <i>Government</i> .....   | 15                     |
| 3. Penduduk dan Ketenagakerjaan/ <i>Population and Employment</i> .....  | 35                     |
| 4. Sosial dan Kesejahteraan Rakyat/ <i>Social and Welfare</i> .....  | 49                     |
| 5. Pertanian, Kehutanan, Peternakan, dan Perikanan/ <i>Agriculture, Forestry, Livestock, and Fishery</i> ..... | 101                    |
| 6. Industri, Pertambangan, dan Energi/ <i>Industry, Mining, and Energy</i> .....                               | 143                    |
| 7. Pariwisata/ <i>Tourism</i> .....  | 153                    |
| 8. Transportasi dan Komunikasi/ <i>Transportation and Communication</i> .....                                  | 161                    |
| 9. Perbankan, Koperasi, dan Harga-harga/ <i>Banking, Cooperative, dan Prices</i> .....                         | 173                    |
| 10. Pengeluaran Penduduk/ <i>Population Expenditure</i> .....  | 183                    |
| 11. Perdagangan/ <i>Trade</i> .....  | 193                    |
| 12. Sistem Neraca Regional/ <i>System of Regional Accounts</i> .....   | 201                    |
| 13. Perbandingan Antar Kabupaten/Kota/ <i>Regency/Municipal Comparison</i> .....                               | 219                    |

## DAFTAR TABEL/LIST OF TABLES

Halaman  
Page

### 1. GEOGRAFI DAN IKLIM/GEOGRAPHY AND CLIMATE

#### 1.1 KEADAAN GEOGRAFI

##### **GEOGRAPHY CONDITION**

- 1.1.1 Luas Daerah dan Jumlah Pulau Menurut Kecamatan di Kabupaten Sumedang, 2022  
*Total Area and Number of Islands by Subdistrict in Sumedang Regency, 2022* ..... 8
- 1.1.2 Tinggi Wilayah dan Jarak ke Ibukota Kabupaten Menurut Kecamatan di Kabupaten Sumedang, 2022  
*Altitude and Distance to the Capital of Regency by Subdistrict in Sumedang Regency, 2022* ..... 10

#### 1.2 KEADAAN IKLIM

##### **CLIMATE CONDITION**

- 1.2.1 Pengamatan Unsur Iklim Menurut Bulan di Stasiun Sumedang, 2022  
*Observation of Climate Elements By Months at Sumedang Station, 2022* ..... 11

### 2. PEMERINTAHAN/GOVERNMENT

#### 2.1 WILAYAH ADMINISTRATIF

##### **ADMINISTRATIVE AREA**

- 2.1.1 Jumlah Desa<sup>1</sup>/Kelurahan Menurut Kecamatan di Kabupaten Sumedang, 2017–2022  
*Number of Villages<sup>1</sup>/Kelurahan by Subdistrict in Sumedang Regency, 2017–2022* ..... 22

#### 2.2 DEWAN PERWAKILAN RAKYAT DAERAH

##### **REGIONAL HOUSE OF REPRESENTATIVE**

- 2.2.1 Jumlah Anggota Dewan Perwakilan Rakyat Daerah Menurut Partai Politik dan Jenis Kelamin di Kabupaten Sumedang, 2022  
*Number of Regional House of Representatives's Members by Political Parties and Sex in Sumedang Regency 2022* ..... 23

**2.3 SUMBER DAYA MANUSIA**

**HUMAN RESOURCES**

|                                |  |    |
|--------------------------------|--|----|
| 2.3.1                          | Jumlah Pegawai Negeri Sipil Menurut Jabatan dan Jenis Kelamin di Kabupaten Sumedang, Desember 2021 dan Desember 2022<br><i>Number of Civil Servants by Occupation and Sex in Sumedang Regency, December 2021 dan December 2022 .....</i>                   | 24 |
| 2.3.2                          | Jumlah Pegawai Negeri Sipil Menurut Tingkat Pendidikan dan Jenis Kelamin di Kabupaten Sumedang, Desember 2021 dan Desember 2022<br><i>Number of Civil Servants by Educational Level and Sex in Sumedang Regency, Desember 2021 dan Desember 2022 .....</i> | 26 |
| 2.3.3                          | Jumlah Pegawai Negeri Sipil Menurut Tingkat Kepangkatan dan Jenis Kelamin di Kabupaten Sumedang, Desember 2021 dan Desember 2022<br><i>Number of Civil Servants by Hierarchy and Sex in Sumedang Regency, Desember 2021 dan Desember 2022 .....</i>        | 28 |
| <b>2.4 KEUANGAN PEMERINTAH</b> |  |    |
| <b>GOVERNMENT FINANCE</b>      |  |    |
| 2.4.1                          | Realisasi Pendapatan Pemerintah Kabupaten Sumedang Menurut Jenis Pendapatan (ribu rupiah), 2018–2022<br><i>Actual Sumedang Regency Government Revenues by Kind of Revenues (thousand rupiahs), 2018–2022.....</i>  | 30 |
| 2.4.2                          | Realisasi Belanja Pemerintah Kabupaten Sumedang Menurut Jenis Belanja (ribu rupiah), 2018–2022<br><i>Actual Sumedang Regency/Municipal Government Expenditures by Kind of Expenditures (thousand rupiahs), 2018–2022.....</i>                              | 32 |



|            |   |    |
|------------|---|----|
| <b>3.</b>  | <b>PENDUDUK DAN KETENAGAKERJAAN/<br/>POPULATION AND EMPLOYMENT</b>  |    |
| <b>3.1</b> | <b>PENDUDUK<br/>POPULATION</b>  |    |
| 3.1.1      | Penduduk, Laju Pertumbuhan Penduduk per Tahun, Distribusi Persentase Penduduk, Kepadatan Penduduk, Rasio Jenis Kelamin Penduduk Menurut Kecamatan di Kabupaten Sumedang, 2022<br><i>Population, Annual Population Growth Rate, Percentage Distribution of Population, Population Density, and Population Sex Ratio by Subdistrict in Sumedang Regency, 2022</i> ..... | 42 |
| 3.1.2      | Jumlah Penduduk Menurut Kelompok Umur dan Jenis Kelamin di Kabupaten Sumedang, 2022<br><i>Population by Age Group and Sex in Sumedang Regency, 2022</i> .....   | 45 |
| <b>3.2</b> | <b>KETENAGAKERJAAN<br/>EMPLOYMENT</b>   |    |
| 3.2.1      | Jumlah Penduduk Berumur 15 Tahun Keatas Menurut Jenis Kegiatan Selama Seminggu yang Lalu dan Jenis Kelamin di Kabupaten Sumedang, 2022<br><i>Population Aged 15 Years and Over by Type of Activity During The Previous Week and Sex in Sumedang Regency, 2022</i> .....   | 46 |
| 3.2.2      | Penduduk Berumur 15 Tahun ke Atas Menurut Pendidikan Tertinggi yang Ditamatkan dan Jenis Kegiatan Selama Seminggu yang Lalu di Kabupaten Sumedang, 2022<br><i>Population 15 Years of Age and Over by Educational Attainment and Type of Activity During the Previous Week in Sumedang Regency, 2022</i> .....   | 47 |
| 3.2.3      | Penduduk Berumur 15 Tahun Ke Atas yang Bekerja Selama Seminggu yang Lalu Menurut Status Pekerjaan Utama dan Jenis Kelamin di Kabupaten Sumedang, 2022<br><i>Population 15 Years of Age and Over who Worked During The Previous Week by Main Employment Status and Sex in Sumedang Regency, 2022</i> .....   | 49 |

|            |  |    |
|------------|--|----|
| 3.2.4      | Jumlah Penduduk Berumur 15 Tahun Ke Atas yang Bekerja Selama Seminggu yang Lalu Menurut Lapangan Pekerjaan Utama dan Jenis Kelamin di Kabupaten Sumedang, 2022<br><i>Population Aged 15 Years and Over Who Worked During The Previous Week by Main Industry and Sex in Sumedang Regency, 2022</i> .....  | 50 |
| <b>4.</b>  | <b>SOSIAL DAN KESEJAHTERAAN RAKYAT/SOCIAL AND WELFARE</b>  |    |
| <b>4.1</b> | <b>PENDIDIKAN</b>  |    |
|            | <b>EDUCATION</b>   |    |
| 4.1.1      | Jumlah Sekolah, Guru, dan Murid Taman Kanak-Kanak (TK) di Bawah Kementerian Pendidikan dan Kebudayaan Menurut Kecamatan di Kabupaten Sumedang, 2019/2021 dan 2021/2021<br><i>Number of Schools, Teachers, and Pupils in Kindergarten Under The Ministry of Education and Culture by Subdistrict in Sumedang Regency, 2019/2021 and 2021/2021</i> .....         | 58 |
| 4.1.2      | Jumlah Sekolah, Guru, dan Murid Raudatul Athfal (RA) di Bawah Kementerian Agama Menurut Kecamatan di Kabupaten Sumedang, 2019/2021 dan 2021/2021<br><i>Number of Schools, Teachers, and Pupils in Raudatul Athfal (RA) Under The Ministry of Religious Affairs by Subdistrict in Sumedang Regency, 2019/2021 and 2021/2021</i> .....                           | 61 |
| 4.1.3      | Jumlah Sekolah, Guru, dan Murid Sekolah Dasar (SD) di Bawah Kementerian Pendidikan dan Kebudayaan Menurut Kecamatan di Kabupaten Sumedang, 2019/2021 dan 2021/2021<br><i>Number of Schools, Teachers, and Pupils in Primary Schools Under The Ministry of Education and Culture by Subdistrict in Sumedang Regency, 2019/2021 and 2021/2021</i> .....          | 62 |
| 4.1.4      | Jumlah Sekolah, Guru, dan Murid Madrasah Ibtidaiyah (MI) di Bawah Kementerian Agama Menurut Kecamatan Menurut Kecamatan di Kabupaten Sumedang, 2019/2021 dan 2021/2021<br><i>Number of Schools, Teachers, and Pupils in Madrasah Ibtidaiyah (MI) Under The Ministry of Religious Affairs by Subdistrict in Sumedang Regency, 2019/2021 and 2021/2021</i> ..... | 65 |

|        |   |    |
|--------|---|----|
| 4.1.5  | <p>Jumlah Sekolah, Guru, dan Murid Sekolah Menengah Pertama (SMP) di Bawah Kementerian Pendidikan dan Kebudayaan Menurut Kecamatan di Kabupaten Sumedang, 2019/2021 dan 2021/2021<br/><i>Number of Schools, Teachers, and Pupils in Junior High Schools Under The Ministry of Education and Culture by Subdistrict in Sumedang Regency, 2019/2021 and 2021/2021</i> .....</p>     | 68 |
| 4.1.6  | <p>Jumlah Sekolah, Guru, dan Murid Madrasah Tsanawiyah (MTs) di Bawah Kementerian Agama Menurut Kecamatan di Kabupaten Sumedang, 2019/2021 dan 2021/2021<br/><i>Number of Schools, Teachers, and Pupils in Madrasah Tsanawiyah (MTs) Under The Ministry of Religious Affairs by Subdistrict in Sumedang Regency, 2019/2021 and 2021/2021</i>.....</p>                             | 71 |
| 4.1.7  | <p>Jumlah Sekolah, Guru, dan Murid Sekolah Menengah Atas (SMA) di Bawah Kementerian Pendidikan dan Kebudayaan Menurut Kecamatan di Kabupaten Sumedang, 2019/2021 dan 2021/2021<br/><i>Number of Schools, Teachers, and Pupils in Senior High Schools Under The Ministry of Education and Culture by Subdistrict in Sumedang Regency, 2019/2021 and 2021/2021</i>.....</p>         | 74 |
| 4.1.8  | <p>Jumlah Sekolah, Guru, dan Murid Sekolah Menengah Kejuruan (SMK) di Bawah Kementerian Pendidikan dan Kebudayaan Menurut Kecamatan di Kabupaten Sumedang, 2019/2021 dan 2021/2021<br/><i>Number of Schools, Teachers, and Pupils in Vocational High Schools Under The Ministry of Education and Culture by Subdistrict in Sumedang Regency, 2019/2021 and 2021/2021</i>.....</p> | 77 |
| 4.1.9  | <p>Jumlah Sekolah, Guru, dan Murid Madrasah Aliyah (MA) di Bawah Kementerian Agama Menurut Kecamatan di Kabupaten Sumedang, 2019/2021 dan 2021/2021<br/><i>Number of Schools, Teachers, and Pupils in Madrasah Aliyah (MA) Under the Ministry of Religious Affairs by Subdistrict in Sumedang Regency, 2019/2021 and 2021/2021</i> .....</p>                                      | 80 |
| 4.1.10 | <p>Jumlah Desa<sup>1</sup>/Kelurahan yang Memiliki Fasilitas Sekolah Menurut Kecamatan dan Tingkat Pendidikan di Kabupaten Sumedang, 2018–2021<br/><i>Number of Villages<sup>1</sup>/Kelurahan Having Educational Facilities by Subdistrict and Educational Level in Sumedang Regency, 2018–2021 ..</i></p>   | 83 |

|            |  |     |
|------------|--|-----|
| 4.1.11     | Angka Partisipasi Murni (APM) dan Angka Partisipasi Kasar (APK) Menurut Jenjang Pendidikan di Kabupaten Sumedang, 2021 dan 2022<br><i>Net Participation Rates and Gross Participation Rates by Educational Level in Sumedang Regency, 2021 and 2022.....</i>   | 88  |
| 4.1.12     | Persentase Penduduk Berumur 15 Tahun ke Atas yang Melek Huruf Menurut Kelompok Umur di Kabupaten Sumedang, 2021 dan 2022<br><i>Percentage of Literate People Aged 15 Years and Over by Age Group in Sumedang Regency, 2021 and 2022.....</i>   | 89  |
| <b>4.2</b> | <b>KESEHATAN</b><br><b>HEALTH</b>  |     |
| 4.2.1      | Jumlah Desa <sup>1</sup> /Kelurahan Yang Memiliki Sarana Kesehatan Menurut Kecamatan di Kabupaten Sumedang, 2019–2022<br><i>Number of Villages<sup>1</sup>/Kelurahan Having Health Facilities by Subdistrict in Sumedang Regency, 2018–2021.....</i>   | 90  |
| 4.2.2      | Jumlah Tenaga Kesehatan Menurut Kecamatan di Kabupaten Sumedang, 2021<br><i>Number of Medical Personnel by Subdistrict in Sumedang Regency, 2022</i>   | 96  |
| 4.2.4      | Jumlah Rumah Sakit Umum, Rumah Sakit Khusus, Rumah Sakit/ Rumah Bersalin, Puskesmas, Klinik/Balai Kesehatan, Posyandu, dan Polindes Menurut Kecamatan di Kabupaten Sumedang, 2022<br><i>Number of General Hospital, Special Hospital, Maternity Hospital and Public Health Center, Medical Clinic, Integrated Service Post, Village maternity Cottage by Subdistrict in Sumedang Regency, 2022 .....</i> | 97  |
| <b>4.3</b> | <b>AGAMA DAN SOSIAL LAINNYA</b><br><b>RELIGION AND OTHER SOCIAL AFFAIRS</b>  |     |
| 4.3.1      | Jumlah Penduduk Menurut Kecamatan dan Agama yang Dianut di Kabupaten Sumedang, 2022<br><i>Population by Subdistrict and Religion in Sumedang Regency, 2022....</i>   | 99  |
| 4.3.2      | Jumlah Tempat Peribadatan Menurut Kecamatan di Kabupaten Sumedang, 2022<br><i>Number of Places of Worship by Subdistrict in Sumedang Regency, 2022 .....</i>   | 100 |

|            |  |     |
|------------|--|-----|
| 4.3.3      | Jumlah Desa <sup>1</sup> /Kelurahan yang Mengalami Bencana Alam <sup>2</sup> Menurut Kecamatan di Kabupaten Sumedang, 2014, 2018, dan 2019<br><i>Number of Villages<sup>1</sup>/Kelurahan that Had Natural Disaster<sup>2</sup> by Subdistrict in Sumedang Regency, 2014, 2018, dan 2019</i> ..... | 101 |
| <b>4.4</b> | <b>KEMISKINAN</b>  |     |
|            | <b>POVERTY</b>   |     |
| 4.4.1      | Garis Kemiskinan, Jumlah, dan Persentase Penduduk Miskin di Kabupaten Sumedang, 2014–2022<br><i>Poverty Line, Number, and Percentage of Poor People in Sumedang Regency, 2014–2022</i> .....   | 104 |
| 4.4.2      | Indeks Kedalaman Kemiskinan dan Indeks Keparahan Kemiskinan di Kabupaten Sumedang, 2014–2022<br><i>Poverty Gap Index and Poverty Severity Index in Sumedang Regency, 2014–2022</i> .....   | 105 |
| <b>5.</b>  | <b>PERTANIAN, KEHUTANAN, PETERNAKAN, DAN PERIKANAN/ AGRICULTURE, FORESTRY, LIVESTOCK, AND FISHERY</b>  |     |
| <b>5.1</b> | <b>HORTIKULTURA</b>  |     |
|            | <b>HORTICULTURE</b>  |     |
| 5.1.1      | Luas Panen Tanaman Sayuran Menurut Kecamatan dan Jenis Tanaman di Kabupaten Sumedang (ha), 2021 dan 2022<br><i>Harvested Area of Vegetables by Subdistrict and Kind of Plant in Sumedang Regency (ha), 2021 and 2022</i> .....   | 114 |
| 5.1.2      | Produksi Tanaman Sayuran Menurut Kecamatan dan Jenis Tanaman di Kabupaten Sumedang (kuintal), 2021 dan 2022<br><i>Production of Vegetables by Subdistrict and Kind of Plant in Sumedang Regency (quintal), 2021 and 2022</i> .....   | 118 |
| 5.1.3      | Luas Panen Tanaman Sayuran dan Buah-buahan Semusim Menurut Jenis Tanaman di Kabupaten Sumedang (ha), 2018–2022<br><i>Harvested Area of Seasonal Vegetables and Fruits by Kind of Plant in Sumedang Regency (ha), 2018–2022</i> .....   | 122 |
| 5.1.4      | Produksi Tanaman Sayuran dan Buah-buahan Semusim Menurut Jenis Tanaman di Kabupaten Sumedang (kuintal), 2018–2022<br><i>Production of Seasonal Vegetables and Fruits by Kind of Plant in Sumedang Regency (quintal), 2018–2022</i> .....   | 123 |

|        |   |     |
|--------|---|-----|
| 5.1.5  | Luas Panen Tanaman Biofarmaka Menurut Kecamatan dan Jenis Tanaman di Kabupaten Sumedang (m <sup>2</sup> ), 2021 dan 2022<br><i>Harvested Area of Medicinal Plants by Subdistrict and Kind of Plant in Sumedang Regency (m<sup>2</sup>), 2021 and 2022</i> ..... | 124 |
| 5.1.6  | Produksi Tanaman Biofarmaka Menurut Kecamatan dan Jenis Tanaman di Kabupaten Sumedang (kg), 2021 and 2022<br><i>Production of Medicinal Plants by Subdistrict and Kind of Plant in Sumedang Regency (kg), 2021 and 2022</i> .....                               | 126 |
| 5.1.7  | Luas Panen Tanaman Biofarmaka Menurut Jenis Tanaman di Kabupaten Sumedang (m <sup>2</sup> ), 2018–2022<br><i>Harvested Area of Medicinal Plants by Kind of Plant in Sumedang Regency (m<sup>2</sup>), 2018–2022</i> .....                                       | 128 |
| 5.1.8  | Produksi Tanaman Biofarmaka Menurut Jenis Tanaman di Kabupaten Sumedang (kg), 2018–2022<br><i>Production of Medicinal Plants by Kind of Plant in Sumedang Regency (kg), 2018–2022</i> .....   | 129 |
| 5.1.9  | Luas Panen Tanaman Hias Menurut Kecamatan dan Jenis Tanaman di Kabupaten Sumedang (m <sup>2</sup> ), 2021 and 2022<br><i>Harvested Area of Ornamental Plants by Subdistrict and Kind of Plant in Sumedang Regency (m<sup>2</sup>), 2021 and 2022</i> .....      | 130 |
| 5.1.10 | Produksi Tanaman Hias Menurut Kecamatan dan Jenis Tanaman di Kabupaten Sumedang (tangkai), 2021 and 2022<br><i>Production of Ornamental Plants by Subdistrict and Kind of Plant in Sumedang Regency (stalks), 2021 and 2022</i> .....                           | 132 |
| 5.1.11 | Luas Panen Tanaman Hias Menurut Jenis Tanaman di Kabupaten Sumedang (m <sup>2</sup> ), 2018–2022<br><i>Harvested Area of Ornamental Plants by Kind of Plant in Sumedang Regency (m<sup>2</sup>), 2018–2022</i> .....  | 134 |
| 5.1.12 | Produksi Tanaman Hias Menurut Jenis Tanaman di Kabupaten Sumedang (tangkai), 2018–2022<br><i>Production of Ornamental Plants by Kind of Plant n Sumedang Regency (stalks), 2018–2022</i> .....  | 135 |

|            |   |     |
|------------|---|-----|
| 5.1.13     | Produksi Buah-buahan Menurut Kecamatan dan Jenis Tanaman di Kabupaten Sumedang (kuintal), 2021 and 2022<br><i>Production of Fruits by Subdistrict and Kind of Plant in Sumedang Regency (kuintal), 2021 and 2022</i> .....        | 136 |
| 5.1.14     | Produksi Buah–Buahan dan Sayuran Tahunan Menurut Jenis Tanaman di Kabupaten Sumedang (ton), 2018–2022<br><i>Production of Annual Fruits and Vegetables by Kind of Plant in Sumedang Regency (ton), 2018–2022</i> .....            | 140 |
| <b>5.2</b> | <b>PERKEBUNAN</b><br><b>ESTATE CROPS</b>  |     |
| 5.2.1      | Luas Areal Tanaman Perkebunan Menurut Kecamatan dan Jenis Tanaman di Kabupaten Sumedang (ha), 2021 dan 2022<br><i>Planted Area of Estate Crops by Subdistrict and Type of Crops in Sumedang Regency (ha), 2021 and 2022</i> ..... | 141 |
| 5.2.2      | Produksi Perkebunan Menurut Kecamatan dan Jenis Tanaman di Kabupaten Sumedang (ton), 2021 dan 2022<br><i>Production of Estate by Subdistrict and Type of Crops in Sumedang Regency (ton), 2021 and 2022</i> .....                 | 145 |
| <b>5.3</b> | <b>PETERNAKAN</b><br><b>LIVESTOCK</b>   |     |
| 5.3.1      | Populasi Ternak Menurut Kecamatan dan Jenis Ternak di Kabupaten Sumedang, 2022<br><i>Livestock Population by Subdistrict and Kind of Livestock in Sumedang Regency, 2022</i> .....  | 149 |
| 5.3.2      | Populasi Unggas Menurut Kecamatan dan Jenis Unggas di Kabupaten Sumedang, 2021<br><i>Poultry Population by Subdistrict and Kind of Poultry in Sumedang Regency, 2022</i> .....  | 150 |
| 5.3.3      | Jumlah Ternak yang Dipotong Menurut Kecamatan dan Jenis Ternak di Kabupaten Sumedang, 2022<br><i>Livestock Slaughtered by Sub District and Kind of Livestock in Sumedang Regency, 2022</i> .....                                  | 151 |

**5.4 PERIKANAN**

**FISHERY**

|           |  |     |
|-----------|--|-----|
| 5.4.1     | Jumlah Rumah Tangga Perikanan Tangkap Menurut Kecamatan dan Subsektor di Kabupaten sumedang, 2021 dan 2022<br><i>Number of Fish Capture Households by Subdistrict and Subsector in Sumedang Regency, 2021 and 2022 .....</i>   | 152 |
| 5.4.2     | Produksi Ikan Konsumsi, Ikan Hias, dan Benih Ikan Menurut Kecamatan di Kabupaten Sumedang, 2021<br><i>Production of Fish Consumption, Ornamental Fish, and Fish Fry by Subdistrict in Sumedang Regency, 2021 .....</i>   | 153 |
| 5.4.3     | Jumlah Rumah Tangga Perikanan Budidaya Menurut Kecamatan dan Jenis Budidaya di Kabupaten Sumedang, 2021<br><i>Number of Aquaculture Households by Subdistrict and Type of Aquaculture in Sumedang Regency, 2021 .....</i>  | 154 |
| 5.4.4     | Produksi Ikan Konsumsi Menurut Kecamatan dan Habitat di Kabupaten Sumedang (kilogram), 2021<br><i>Production of Fish Consumption by Subdistrict and Habitat in Sumedang Regency (kilogram), 2021 .....</i>   | 156 |
| 5.4.5     | Jumlah Perahu/Kapal Menurut Kecamatan dan Jenis Kapal di Kabupaten Sumedang, 2021<br><i>Number of Fishing Boats by Subdistrict and Type of Boat in Sumedang Regency, 2021 .....</i>  | 157 |
| <b>6.</b> | <b>INDUSTRI, PERTAMBANGAN, DAN ENERGI/<br/>INDUSTRY, MINING, AND ENERGY</b>  |     |
| 6.1       | Daya Terpasang, Produksi, dan Distribusi Listrik PT. PLN (Persero) pada Cabang/Ranting PLN Menurut Kecamatan di Kabupaten Sumedang, 2021<br><i>Installed Electricity Power, Production, and Distribution of PT. PLN (Persero) at PLN Branch by Subdistrict in Sumedang Regency, 2021 .....</i> | 166 |
| 6.2       | Jumlah Pelanggan Listrik Menurut Kecamatan di Kabupaten Sumedang, 2017–2022<br><i>Number of Electricity Customers by Subdistrict in Sumedang Regency, 2017–2022 .....</i>  | 167 |



|            |   |     |
|------------|---|-----|
| 6.3        | Jumlah Pelanggan dan Air yang Disalurkan Menurut Kecamatan di Kabupaten Sumedang, 2021<br><i>Number of Customers and Distributed Water by Subdistrict in Sumedang Regency, 2021</i> .....                                 | 168 |
| <b>7.</b>  | <b>PARIWISATA/TOURISM</b>   |     |
| 7.1        | Jumlah Rumah Makan/Restoran Menurut Kecamatan di Kabupaten Sumedang, 2018–2022<br><i>Number of Restaurants by Subdistrict in Sumedang Regency, 2018–2022</i> .....  | 176 |
| <b>8.</b>  | <b>TRANSPORTASI DAN KOMUNIKASI/<br/>TRANSPORTATION AND COMMUNICATION</b>  |     |
| <b>8.1</b> | <b>TRANSPORTASI<br/>TRANSPORTATION</b>  |     |
| 8.1.1      | Panjang Jalan <sup>1</sup> Menurut Tingkat Kewenangan Pemerintahan di Kabupaten Sumedang (km), 2018–2021<br><i>Length of Roads<sup>1</sup> by Level of Government Authority in Sumedang Regency (km), 2018–2021</i> ..... | 184 |
| 8.1.2      | Panjang Jalan Kabupaten Menurut Kecamatan dan Jenis Permukaan Jalan di Kabupaten Sumedang (km), 2021<br><i>Length of District Roads by Subdistrict and Type of Road Surface in Sumedang Regency (km), 2021</i> .....      | 185 |
| 8.1.3      | Panjang Jalan Menurut Kondisi Jalan di Kabupaten Sumedang (km), 2021<br><i>Length of Roads by Condition of Roads in Sumedang Regency (km), 2021</i> .....   | 186 |
| <b>8.2</b> | <b>KOMUNIKASI<br/>COMMUNICATION</b>   |     |
| 8.2.1      | Jumlah Kantor Pos Pembantu Menurut Kecamatan di Kabupaten Sumedang, 2018–2022<br><i>Number of Post Offices Subsidiaries by Subdistrict in Sumedang Regency, 2018–2022</i> .....   | 187 |

|            |   |     |
|------------|---|-----|
| <b>9.</b>  | <b>PERBANKAN, KOPERASI, DAN HARGA-HARGA/<br/>BANKING, COOPERATIVE, AND PRICES</b>   |     |
| 9.1        | Jumlah Koperasi Aktif Menurut Kecamatan<br>di Kabupaten Sumedang, 2018–2022<br><i>Number of Active Cooperative by Subdistrict in Sumedang Regency,<br/>2018–2022</i> .....  | 196 |
| 9.2        | Jumlah Koperasi Menurut Jenis Koperasi dan<br>Kecamatan di Kabupaten Sumedang, 2022<br><i>Number of Cooperative by Kind of Cooperative and Subdistrict in<br/>Sumedang, 2022</i> .....  | 197 |
| <b>10.</b> | <b>PENGELUARAN PENDUDUK/POPULATION EXPENDITURE</b>  |     |
| 10.1       | Rata-rata Pengeluaran per Kapita Sebulan Menurut Kelompok<br>Komoditas (rupiah) di Kabupaten Sumedang, 2021 dan 2022<br><i>Monthly Average Expenditure per Capita by Commodity Group<br/>(rupiahs) in Sumedang Regency, 2021 and 2022</i> .....                                 | 206 |
| 10.2       | Persentase Pengeluaran per Kapita Sebulan Menurut<br>Kelompok Komoditas di Kabupaten Sumedang, 2021 dan 2022<br><i>Percentage of Monthly Expenditure per Capita by Commodity Group<br/>in Sumedang Regency, 2021 and 2022</i> .....   | 207 |
| 10.3       | Persentase Penduduk Menurut Golongan Pengeluaran<br>Per Kapita Sebulan di Kabupaten Sumedang, 2022<br><i>Percentage of Population by Per Capita Spending Group a Month in<br/>Sumedang Regency, 2022</i> .....  | 208 |
| <b>11.</b> | <b>PERDAGANGAN/TRADE</b>  |     |
| 11.1       | Jumlah Sarana Perdagangan Menurut Jenisnya<br>di Kabupaten Sumedang, 2018–2022<br><i>Number of Trading Facilities by Type of Facility in Sumedang Regency,<br/>2018–2022</i> .....  | 216 |
| <b>12.</b> | <b>SISTEM NERACA REGIONAL/SYSTEM OF REGIONAL ACCOUNTS</b>   |     |
| 12.1.      | Produk Domestik Regional Bruto Atas Dasar<br>Harga Berlaku Menurut Lapangan Usaha di<br>Kabupaten Sumedang (miliar rupiah), 2017–2022<br><i>Gross Regional Domestic Product at Current Market Prices by Industry<br/>in Sumedang Regency (billion rupiahs), 2017–2022</i> ..... | 228 |

|            |  |     |
|------------|--|-----|
| 12.2       | Produk Domestik Regional Bruto Atas Dasar Harga Konstan 2010 Menurut Lapangan Usaha di Kabupaten Sumedang (miliar rupiah), 2017–2022<br><i>Gross Regional Domestic Product at 2010 Constant Market Prices by Industry in Sumedang Regency (billion rupiahs), 2017–2022 .....</i>               | 230 |
| 12.3       | Distribusi Persentase Produk Domestik Regional Bruto Atas Dasar Harga Berlaku Menurut Lapangan Usaha di Kabupaten Sumedang, 2017–2022<br><i>Percentage Distribution of Gross Regional Domestic Product at Current Market Prices by Industry in Sumedang Regency, 2017–2022...</i>              | 232 |
| 12.4       | Laju Pertumbuhan Produk Domestik Regional Bruto Atas Dasar Harga Konstan 2010 Menurut Lapangan Usaha di Kabupaten Sumedang (persen), 2018–2022<br><i>Growth Rate of Gross Regional Domestic Product at 2010 Constant Market Prices by Industry in Sumedang Regency (percent), 2018–2022</i>    | 234 |
| 12.5       | Produk Domestik Regional Bruto Atas Dasar Harga Berlaku Menurut Jenis Pengeluaran di Kabupaten Sumedang (miliar rupiah), 2015–2019<br><i>Gross Regional Domestic Product at Current Market Prices by Type of Expenditure in Sumedang Regency (billion rupiahs), 2015–2019 .....</i>            | 236 |
| 12.6       | Produk Domestik Regional Bruto Atas Dasar Harga Konstan 2010 Menurut Jenis Pengeluaran di Kabupaten Sumedang (miliar rupiah), 2017–2022<br><i>Gross Regional Domestic Product at 2010 Constant Market Prices by Type of Expenditure in Sumedang Regency (billion rupiahs), 2017–2022 .....</i> | 237 |
| <b>13.</b> | <b>PERBANDINGAN ANTAR KABUPATEN/<br/>KOTA/ REGENCY/MUNICIPAL COMPARISON</b>  |     |
| 13.1       | Jumlah Penduduk Menurut Kabupaten/<br>Kota di Provinsi Jawa Barat (ribu), 2017–2022<br><i>Population by Regency/Municipality in West Java Province (thousand), 2017–2022.....</i>  | 246 |

|      |  |     |
|------|--|-----|
| 13.2 | Laju Pertumbuhan Produk Domestik Regional Bruto<br>Atas Dasar Harga Konstan 2010 Menurut Kabupaten/<br>Kota di Provinsi Jawa Barat (persen), 2017–2022<br><i>Rate of Growth of Gross Regional Domestic Products at Constant<br/>         2010 Prices by Regency/Municipality in West Java Province (percent),<br/>         2017–2022</i> ..... | 247 |
| 13.3 | Jumlah Penduduk Miskin Menurut Kabupaten/<br>Kota di Provinsi Jawa Barat (ribu), 2017–2022<br><i>Number of Poor Population by Regency/Municipality in West Java<br/>         Province (thousand), 2017–2022</i> .....  | 248 |
| 13.4 | Indeks Pembangunan Manusia Menurut Kabupaten/<br>Kota di Provinsi Jawa Barat, 2017–2022<br><i>Human Development Index by Regency/Municipality in West Java<br/>         Province, 2017–2022</i> .....  | 249 |

## DAFTAR GAMBAR/LIST OF FIGURES

|   | Halaman<br>Page |
|---|-----------------|
| 1.1 Luas Daerah menurut Kecamatan (km <sup>2</sup> ), 2021<br><i>Area of Subdistrict (km<sup>2</sup>), 2021</i> .....   | 6               |
| 1.2 Jarak dari Ibukota Kecamatan ke Ibukota Kabupaten<br>di Kabupaten Sumedang (km), 2021<br><i>Distance between Subdistrict Capital and Regency Capital in Sumedang<br/>Regency (km), 2021</i> ..... | 7               |
| 2.1 Jumlah Desa <sup>1</sup> /Kelurahan Menurut Kecamatan<br>di Kabupaten Sumedang, 2021<br><i>Number of Villages<sup>1</sup>/Kelurahan by Subdistrict in Sumedang Regency,<br/>2021</i> .....        | 20              |
| 2.2 Jumlah Pegawai Negeri Sipil Menurut Tingkat Kepangkatan<br>di Kabupaten Sumedang, Desember 2021<br><i>Number of Civil Servants by Hierarchy in Sumedang Regency, Desember<br/>2021</i> .....      | 21              |
| 3.1 Distribusi Persentase Penduduk Menurut Kecamatan<br>di Kabupaten Sumedang, 2021<br><i>Percentage Distribution of Population by Subdistrict in Sumedang Regency,<br/>2021</i> .....                | 40              |
| 3.2 Jumlah Penduduk Menurut Kelompok Umur<br>di Kabupaten Sumedang, 2021<br><i>Population by Age Group in Sumedang Regency, 2021</i> .....  | 41              |
| 4.1 Jumlah Tenaga Kesehatan di Kabupaten Sumedang, 2021<br><i>Number of Medical Personnel in Sumedang Regency, 2021</i> .....   | 56              |
| 4.2 Jumlah Tempat Peribadatan di Kabupaten Sumedang, 2021<br><i>Number of Places of Worship in Sumedang Regency, 2021</i> .....   | 57              |
| 5.1 Produksi Tanaman Sayuran dan Buah–Buahan Semusim<br>Menurut Jenis Tanaman (Kuintal), 2021<br><i>Production of Seasonal Vegetables and Fruits by Kind of Plant (Kuintal),<br/>2021</i> .....       | 112             |

|      | Halaman<br>Page  |     |
|------|--|-----|
| 5.2  | Populasi Domba Menurut Kecamatan di Kabupaten Sumedang, 2021<br><i>Sheep Population by Subdistrict in Sumedang Regency, 2021</i> .....   | 113 |
| 6.1  | Jumlah Pelanggan Listrik Menurut Kecamatan, 2021<br><i>Number of Electricity Customers by Subdistrict, 2021</i> .....  | 164 |
| 6.2  | Jumlah Pelanggan PDAM Menurut Kecamatan, 2021<br><i>Number of Customers PDAM by Subdistrict, 2021</i> .....  | 165 |
| 7.1  | Kepadatan Penduduk Menurut Kecamatan<br>di Kabupaten Sumedang, 2021<br><i>Population Density by Subdistrict in Sumedang Regency, 2021</i> .....  | 174 |
| 7.2  | Panjang Jalan Menurut Kondisi Jalan di Kabupaten Sumedang (km), 2021<br><i>Length of Roads by Condition of Roads in Sumedang Regency (km),<br/>2021</i> .....  | 175 |
| 8.1  | Panjang Jalan <sup>1</sup> Menurut Tingkat Kewenangan<br>Pemerintahan di Kabupaten Sumedang (km), 2021<br><i>Length of Roads<sup>1</sup> by Level of Government Authority in Sumedang Regency<br/>(km),2021</i> .....                      | 182 |
| 8.2  | Panjang Jalan Kabupaten Menurut Kecamatan<br>di Kabupaten Sumedang (km), 2021<br><i>Length of District Roads by Subdistrict in Sumedang Regency (km),<br/>2021</i> .....   | 183 |
| 9.1  | Jumlah Koperasi Aktif Menurut Kecamatan<br>di Kabupaten Sumedang, 2021<br><i>Number of Active Cooperative by Subdistrict in Sumedang Regency,<br/>2021</i> .....   | 194 |
| 9.2  | Jumlah Koperasi Menurut Jenis Koperasi di Kabupaten Sumedang, 2021<br><i>Number of Cooperative by Kind of Cooperative in Sumedang, 2021</i> .....  | 195 |
| 10.1 | Rata-rata Pengeluaran per Kapita Sebulan Menurut Kelompok<br>Komoditas Makanan (rupiah) di Kabupaten Sumedang, 2021<br><i>Monthly Average Expenditure per Capita by Food Commodity Group<br/>(rupiahs) in Sumedang Regency, 2021</i> ..... | 204 |

|      |   |     |
|------|---|-----|
| 10.2 | Rata-rata Pengeluaran per Kapita Sebulan Menurut Kelompok Komoditas Bukan Makanan (rupiah) di Kabupaten Sumedang, 2021<br><i>Monthly Average Expenditure per Capita by Non-Food Commodity Group (rupiahs) in Sumedang Regency, 2021</i> .....   | 205 |
| 11.1 | Jumlah Toko di Kabupaten Sumedang, 2017–2021<br><i>Number of Store in Sumedang Regency, 2017–2021</i> .....   | 214 |
| 11.2 | Jumlah Warung di Kabupaten Sumedang, 2017–2021<br><i>Number of Warung in Sumedang Regency, 2017–2021</i> .....  | 215 |
| 12.1 | Distribusi Persentase Produk Domestik Regional Bruto Atas Dasar Harga Berlaku Menurut Lapangan Usaha di Kabupaten Sumedang, 2021<br><i>Percentage Distribution of Gross Regional Domestic Product at Current Market Prices by Industry in Sumedang Regency, 2021</i> .....              | 226 |
| 12.2 | Laju Pertumbuhan Produk Domestik Regional Bruto Atas Dasar Harga Konstan 2010 Menurut Lapangan Usaha di Kabupaten Sumedang (persen), 2021<br><i>Growth Rate of Gross Regional Domestic Product at 2010 Constant Market Prices by Industry in Sumedang Regency (percent), 2021</i> ..... | 227 |
| 13.1 | Jumlah Penduduk Miskin di Kabupaten Sumedang (ribu), 2016–2021<br><i>Number of Poor Population in Sumedang Regency (thousand), 2016–2021</i> .....  | 244 |
| 13.2 | Indeks Pembangunan Manusia di Kabupaten Sumedang, 2016–2021<br><i>Human Development Index in Sumedang Regency, 2016–2021</i> .....  | 245 |

## PENJELASAN UMUM/EXPLANATORY NOTES

Tanda-tanda, satuan-satuan, dan lain-lainnya yang digunakan dalam publikasi ini adalah sebagai berikut:

*Symbols, measurement units, and acronyms which are used in this publication, are as follows:*

### 1. TANDA-TANDA/SYMBOLS

|   |       |
|---|-------|
| Data tidak tersedia/Data not available .....                      | : ... |
| Tidak ada atau nol /Null or zero .....                            | : -   |
| Data dapat diabaikan/Data negligible .....                        | : 0   |
| Tanda decimal/Decimal point .....                                 | : ,   |
| Data tidak dapat ditampilkan/Not applicable .....                 | : NA  |
| Angka estimasi/Estimated figures .....                            | : e   |
| Angka diperbaiki/Revised figures .....                            | : r   |
| Angka sementara/Preliminary figures .....                         | : x   |
| Angka sangat sementara/Very preliminary figures .....             | : xx  |
| Angka sangat sangat sementara/Very very preliminary figures ..... | : xxx |

### 2. SATUAN/UNITS

|  |   |
|--|---|
| barel/barrel .....                           | : 158,99 liter/litres = 1/6,2898 m <sup>3</sup> |
| hektar (ha)/hectare (ha) .....               | : 10 000 m <sup>2</sup>                         |
| kilometer (km)/kilometres (km) .....         | : 1 000 meter/meters (m)                        |
| knot/knot .....                              | : 1,8523 km/jam (km/hour)                       |
| kuintal/quintal .....                        | : 100 kg  |
| KWh .....                                    | : 1 000 Watt hour                               |
| MWh .....                                    | : 1 000 KWh                                     |
| liter (untuk beras)/litre (for rice) .....   | : 0,80 kg                                       |
| MMSCF .....                                  | : 1/35,3 m <sup>3</sup>                         |
| metrik ton (m.ton)/metric ton (m. ton) ..... | : 0,98421 long ton = 1 000 kg                   |
| ons/ounce .....                              | : 28,31 gram/grams                              |
| ton .....                                    | : 1 000 kg                                      |

Satuan lain: buah, dus, butir, helai/lembar, kaleng, batang, pulsa, ton kilometer (ton-km), jam, menit, persen (%).

*Other units: unit, pack, pieces, sheet, tin, pulse, ton-kilometres(ton-km), hour, minute, percent (%).*

Perbedaan angka di belakang koma disebabkan oleh pembulatan angka.

*The difference in decimal numbers is caused by rounding.*



## DAFTAR SINGKATAN/ LIST OF ABBREVIATIONS

|           |  |
|-----------|--|
| SI        | : Stasiun Iklim  |
| SIMPK     | : Stasiun Meteorologi Pertanian Khusus                                     |
| t.t       | : Tempat tidur   |
| BCG       | : Bacillus Calmette Guerin   |
| DPT       | : Difteri, Pertusis, Tetanus   |
| TT        | : Tetanus Toxoid   |
| IOT       | : Industri Obat Tradisional/ <i>Traditional Medicine Industry</i>          |
| IKOT      | : Industri Kecil Obat Tradisional/ <i>Traditional Medicine Small</i>       |
| Alkes     | : Alat kesehatan/ <i>Health Kits</i>                                       |
| PKRT      | : Perbekalan Kesehatan Rumah tangga/ <i>Household Health Logistics</i>     |
| Kompl     | : Komplemen/ <i>Complement</i>   |
| IRTP      | : Industri Pangan Produksi Rumah Tangga/ <i>Foods Home Industry</i>        |
| PBF       | : Pedagang Besar Farmasi/ <i>Pharmacy Whole-seller</i>                     |
| GFK       | : Gudang Farmasi Kab/Kota/Regency/ <i>Municipality Pharmacy Warehouse</i>  |
| RB        | : Rumah Bersalin/ <i>Delivery House</i>                                    |
| Pustu     | : Puskesmas pembantu/ <i>Auxiliary Public Health Center</i>                |
| BP        | : Balai Pengobatan/ <i>Polyclinic</i>                                      |
| TPS       | : Tempat Pembuangan Sementara / <i>landfill</i>                            |
| Jamkesmas | : Jaminan kesehatan masyarakat miskin/ <i>Poor public health insurance</i> |
| PJKMU     | : Program Jaminan Kesehatan Masyarakat Umum                                |
| SIUP      | : Surat Ijin Usaha Perdagangan/ <i>Trading Permission Letter</i>           |
| TDP       | : Tanda Daftar Perusahaan/ <i>Company Registration Identity</i>            |
| API       | : Angka Pengenal Importir/ <i>Importer's Identity Number</i>               |

## Statistik Kunci, 2020–2022 Key Statistics, 2020–2022

| Rincian/Description  | Satuan/Unit                        | 2020   | 2021  | 2022  |
|--|------------------------------------|--------|-------|-------|
| (1)  | (2)                                | (3)    | (4)   | (5)   |
| <b>SOSIAL/SOCIAL</b>   |                                    |        |       |       |
| Penduduk <sup>1</sup> /Population <sup>1</sup>   | juta/million                       | 1,154  | 1,159 | 1,167 |
| Laju Pertumbuhan Penduduk <sup>1</sup> /Population Growth <sup>1</sup>   | %                                  | 0,18   | 0,60  | 1,26  |
| Angka Harapan Hidup <sup>1-e</sup> /Life Expectancy Rate <sup>1</sup>  | tahun/years                        | n/a    | 72,62 | 72,91 |
| Angka Melek Huruf Usia 15+ /Literacy Rate Aged 15+   | %                                  | 99,70  | n/a   | n/a   |
| Tingkat Partisipasi Angkatan Kerja -TPAK <sup>2,3</sup><br>Labour Force Participation Rate-LFPR <sup>2,3</sup>                         | %                                  | 68,96  | 62,22 | 64,63 |
| Tingkat Pengangguran Terbuka-TPT <sup>2</sup><br>Unemployment Rate-UR <sup>2</sup>   | %                                  | 9,89   | 9,18  | 7,72  |
| Penduduk Miskin <sup>4</sup> /Poor People <sup>4</sup>   | juta/million                       | 0,118  | 0,126 | n/a   |
| Persentase Penduduk Miskin <sup>4</sup><br>Percentage of Poor People <sup>4</sup>  | %                                  | 10,26  | 10,71 | n/a   |
| Indeks Pembangunan Manusia-IPM <sup>5</sup><br>Human Development Index <sup>5</sup>  | —                                  | 71,64  | 71,80 | 72,69 |
| <b>EKONOMI/ECONOMIC</b>  |                                    |        |       |       |
| Produk Domestik Regional Bruto (PDRB) Harga Berlaku <sup>6</sup><br>Gross Regional Domestic Bruto (GRDP) at Current Price <sup>6</sup> | triliun rupiah<br>trillion rupiahs | 35,49  | 37,25 | 40,22 |
| Laju Pertumbuhan Ekonomi <sup>8</sup> /Economic Growth <sup>7</sup>  | %                                  | (1,12) | 3,17  | 5,03  |
| PDRB Per Kapita Harga Berlaku <sup>6,8</sup><br>Per Capita of GRDP at Current Price <sup>6,8</sup>                                     | juta rupiah<br>million rupiahs     | 30,74  | 32,13 | 34,46 |

- Catatan/Notes: <sup>1</sup> Hasil proyeksi penduduk Indonesia 2010–2035 (pertengahan tahun/Juni)/The result of Indonesia population projection 2010–2035 (mid year/June)
- <sup>2</sup> Kondisi Agustus/Condition at August
- <sup>3</sup> Menggunakan penimbang hasil proyeksi penduduk tahun 2010–2035/Weighted by the 2010–2035 population projection
- <sup>4</sup> Kondisi Maret/Condition at March
- <sup>5</sup> Sejak tahun 2010, IPM dihitung dengan metode baru. Komponen IPM metode baru adalah angka harapan hidup saat lahir, harapan lama sekolah, rata-rata lama sekolah, dan pengeluaran per kapita/Since 2010, HDI was calculated using new method. New HDI component are life expectancy at birth, expected years of schooling, means years of schooling, and expenditure per capita
- <sup>6</sup> Mulai tahun 2010 mengadopsi System of National Account 2008 (SNA 2008)/Since 2010 is in line with System of National Account 2008 (SNA 2008)
- <sup>7</sup> Menggunakan tahun dasar 2010 (2010=100)/Using 2010 base year (2010=100)
- <sup>8</sup> Menggunakan proyeksi penduduk berdasarkan hasil SP2010/Using population projection based on SP2010

01

**GEOGRAFI DAN IKLIM**  
**GEOGRAPHY AND CLIMATE**



ANGIN BERHEMBUS KENCANG DI BULAN OKTOBER, YAITU SEBESAR **13** M/DET



JUMLAH HARI HUJAN SELAMA TAHUN 2022, YAITU **205** HARI

SUHU TERTINGGI DI KABUPATEN TERJADI DI BULAN SEPTEMBER, SEBESAR

**36,2** °C



**PENJELASAN TEKNIS**

1. Kabupaten Sumedang merupakan salah satu Kabupaten di Jawa Barat. Secara Astronomis, terletak antara 6°44'-70°83' Lintang Selatan dan 107°21'-108°21' Bujur Timur.
2. Berdasarkan posisi geografisnya, Kabupaten Sumedang memiliki batas-batas: Utara – Kabupaten Indramayu dan Subang; Selatan – Kabupaten Garut ; Barat – Kota Bandung dan Kabupaten Subang; Timur – Kabupaten Majalengka.
3. Kabupaten Sumedang terdiri dari 26 Kecamatan dengan 277 desa/kelurahan dan luas wilayah sebesar **1.558,72** km<sup>2</sup>.
4. Badan Pusat Statistik (BPS) telah melakukan pendataan Potensi Desa (Podes) sejak tahun 1980. Sejak saat itu, Podes dilaksanakan secara rutin sebanyak 3 kali dalam kurun waktu sepuluh tahun untuk mendukung kegiatan Sensus Penduduk, Sensus Pertanian, ataupun Sensus Ekonomi. Dengan demikian, fakta penting terkait ketersediaan infrastruktur dan potensi yang dimiliki oleh setiap wilayah dapat dipantau perkembangannya secara berkala dan terus menerus.
5. Sejak tahun 2008, pendataan Podes mengalami perubahan dengan adanya penambahan kuesioner suplemen kecamatan dan kabupaten/kota. Penambahan kuesioner tersebut

**TECHNICAL NOTES**

1. *Sumedang Regency is one of the regencies in West Java. Astronomical, located between 107°21'-108°21' East longitude and 6°44'-70°83' South latitude.*
2. *In terms of geographic position, Sumedang Regency has boundaries as follows: North – Indramayu and Subang; South – Garut; West – Bandung and Subang; East - Majalengka.*
3. *Sumedang Regency has 26 districts with 277 villages/wards and an area of 1.558,72 km<sup>2</sup>.*
4. *BPS-Statistics Sumedang Regency has already recorded village potential (Podes) since 1980. Since then, Podes regularly implemented 3 (three) times within ten years to support the activities of the Population Census, Agriculture Census, or Economic Census. Thus, important facts related to the availability of infrastructure and the potential possessed by each region can be monitored regularly and continually.*
5. *Since 2008, Podes has been changed especially in providing additional information from subdistrict and regency/municipality, using separate questionnaires. The goal of these changes is to provide more benefits for data users and local government in regional development planning.*
6. *Podes data is the only one source of spatial data consisting of various*

bertujuan untuk meningkatkan manfaat data Podes bagi para konsumen data dan pemerintah daerah dalam perencanaan pembangunan wilayah.

6. Data Podes merupakan satu-satunya sumber data kewilayahan yang muatannya beragam dan memberi gambaran tentang situasi pembangunan suatu wilayah (regional). Ini berbeda dengan data dari hasil pendekatan rumah tangga yang lebih menekankan pada dimensi aktivitas sektoral. Keduanya sama penting dan menjadi kekayaan BPS.

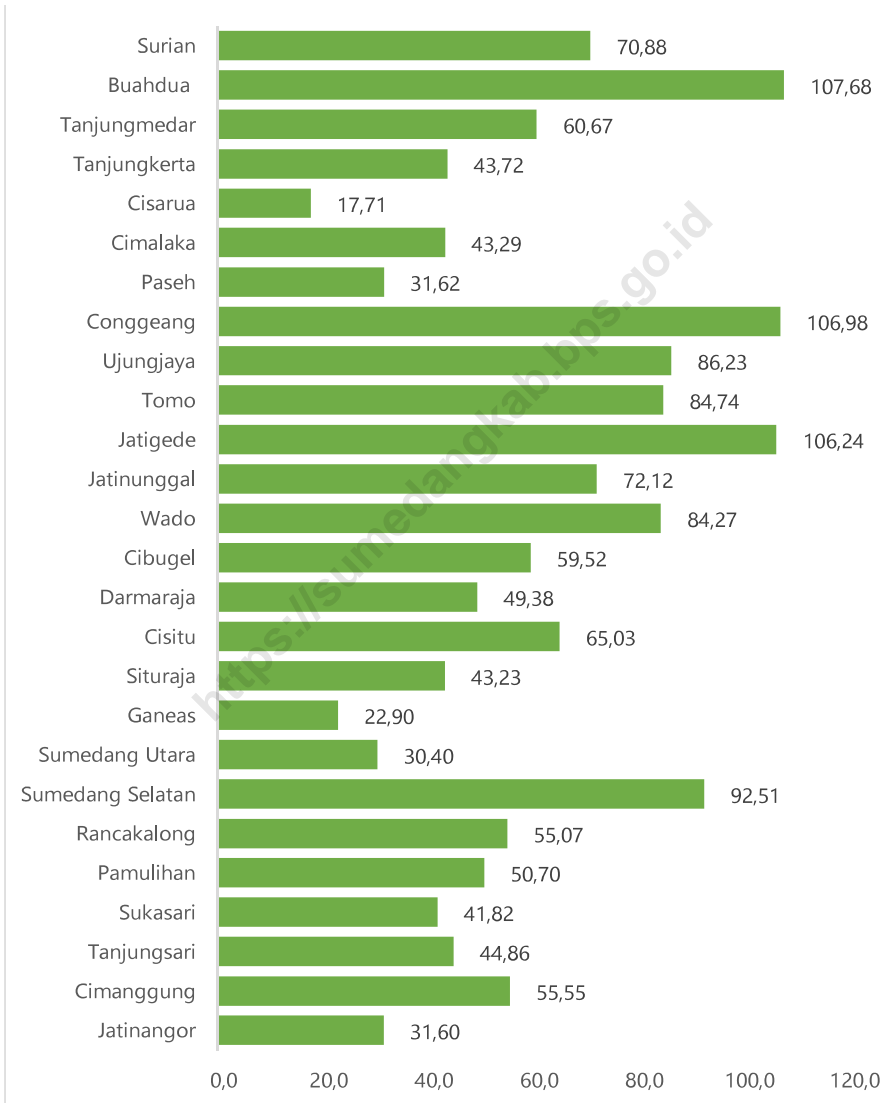
*information and providing a picture of development progress in a region. The Podes data are different from data resulted from household surveys focusing on the dimension of sectoral activities. Both kind of data are important and become the trade mark of BPS on the data richness aspect.*

<https://sumedangkab.bps.go.id>

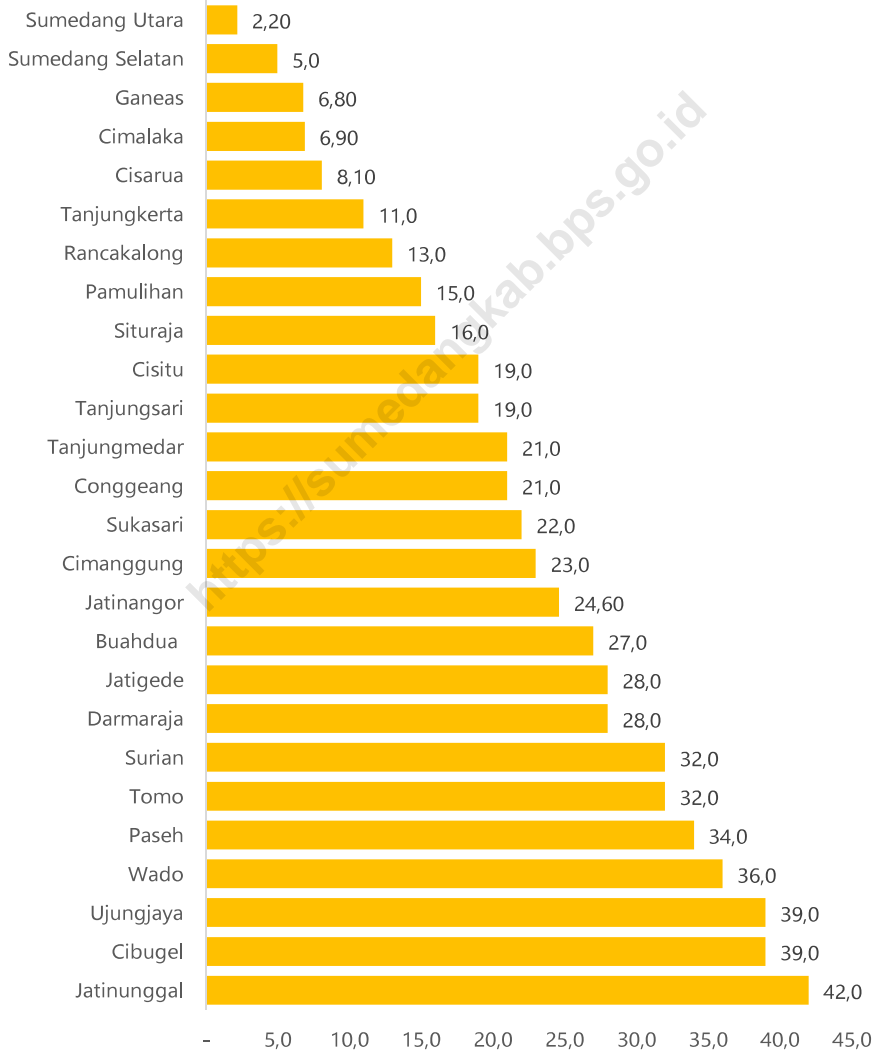
**ULASAN****DESCRIPTION**

1. Kabupaten Sumedang terletak di bagian timur Provinsi Jawa Barat dengan batas-batas wilayahnya sebagai berikut:
    - Sebelah Selatan, berbatasan dengan Kabupaten Garut, Kabupaten Bandung dan Kabupaten Tasikmalaya
    - Sebelah Timur, berbatasan dengan Kabupaten Majalengka,
    - Sebelah Utara, berbatasan dengan Kabupaten Indramayu dan Kabupaten Subang,
    - Sebelah Barat, berbatasan dengan Kabupaten Bandung dan Kabupaten Subang
  2. Luas Wilayah Kabupaten Sumedang adalah 1.558,72 Km<sup>2</sup>, dimana Kecamatan Buahdua yang paling luas wilayahnya sebesar 107,68 Km<sup>2</sup> dan yang paling kecil adalah Kecamatan Cisarua dengan luas 17,71 Km<sup>2</sup>.
  3. Curah hujan di suatu tempat antara lain dipengaruhi oleh keadaan iklim, geografis dan pertemuan arus udara. Curah hujan tertinggi sepanjang tahun 2022 di Kabupaten Sumedang terjadi pada Maret 2022 yang mencapai 431,9 mm<sup>3</sup> dengan jumlah hari hujan 22 dan terendah pada Agustus yaitu 22,3 mm<sup>3</sup>.
1. *Sumedang regency which is geographically located in the eastern part of West Java, with bounded by:*
    - *Garut Regency, Bandung Regency and Tasikmalaya Regency in the South,*
    - *Majalengka Regency in the East,*
    - *Northern side, Indramayu Regency and Subang Regency,*
    - *West side, Bandung Regency and Subang Regency.*
  2. *Size Sumedang regency is 1,558.72 Km<sup>2</sup>, which is the largest Buahdua Subdistrict with area size 107.68 Km<sup>2</sup> and the smallest area is Cisarua Subdistrict with area size 17.71 Km<sup>2</sup>.*
  3. *Rainfall somewhere among others influenced by climatic conditions, geographical and turnover/meeting air currents. Throughout the year 2022 Sumedang regency with the highest rainfall occurred in March 2022, which reached 431.9 mm<sup>3</sup> with the number of days of rain 22, and the lowest in August is 22.3 mm<sup>3</sup>.*

**Gambar 1.1** Luas Daerah menurut Kecamatan (km<sup>2</sup>), 2022  
**Figures 1.1** Area of Subdistrict (km<sup>2</sup>), 2022



Sumber/Source : Pemerintah Kabupaten Sumedang / Sumedang Regency Government (<https://sumedangkab.go.id/Profile/index/geografi>)

**Gambar**  
**Figures** 1.2**Jarak dari Ibukota Kecamatan ke Ibukota Kabupaten di Kabupaten Sumedang (km), 2022**  
***Distance between Subdistrict Capital and Regency Capital in Sumedang Regency (km), 2022***

Sumber/Source: Dinas Pekerjaan Umum dan Penataan Ruang Kabupaten Sumedang / *Public Works and Spatial Planning Department of Sumedang Regency*



## 1.1 KEADAAN GEOGRAFI GEOGRAPHY CONDITION

**Tabel** 1.1.1 **Luas Daerah dan Jumlah Pulau Menurut Kecamatan di Kabupaten Sumedang, 2022**  
**Table** 1.1.1 **Total Area and Number of Islands by Subdistrict in Sumedang Regency, 2022**

| Kecamatan<br>Subdistrict  | Ibukota Kecamatan<br>Capital of Subdistrict | Luas<br>Total Area<br>(km <sup>2</sup> /sq.km) |
|---------------------------|---|--|
| (1)                       | (2)   | (3)  |
| [010] JATINANGOR          | HEGARMANAH                                  | 31,60  |
| [020] CIMANGGUNG          | SINDANGPAKUON                               | 55,55  |
| [030] TANJUNGSARI         | TANJUNGSARI                                 | 44,86  |
| [031] SUKASARI            | SUKASARI                                    | 41,82  |
| [032] PAMULIHAN           | CIPTASARI                                   | 50,70  |
| [040] RANCAKALONG         | NAGARAWANGI                                 | 55,07  |
| [050] SUMEDANG SELATAN    | PASANGGRAHAN BARU                           | 92,51  |
| [060] SUMEDANG UTARA      | TALUN                                       | 30,40  |
| [061] GANEAS              | CIKONENG                                    | 22,90  |
| [070] SITURAJA            | SITURAJA                                    | 43,23  |
| [071] CISITU              | SITUMEKAR                                   | 65,03  |
| [080] DARMARAJA           | DARMARAJA                                   | 49,38  |
| [090] CIBUGEL             | CIBUGEL                                     | 59,52  |
| [100] WADO                | WADO  | 84,27  |
| [101] JATINUNGGAL         | SIRNASARI                                   | 72,12  |
| [111] JATIGEDE            | CIJEUNGJING                                 | 106,24   |
| [120] TOMO                | TOMO  | 84,74  |
| [130] UJUNGJAYA           | UJUNGJAYA                                   | 86,23  |
| [140] CONGGEANG           | CONGGEANG WETAN                             | 106,98   |
| [150] PASEH               | PASEH KIDUL                                 | 31,62  |
| [160] CIMALAKA            | CIMALAKA                                    | 43,29  |
| [161] CISARUA             | CISARUA                                     | 17,71  |
| [170] TANJUNGKERTA        | SUKAMANTRI                                  | 43,72  |
| [171] TANJUNGMEDAR        | KERTAMUKTI                                  | 60,67  |
| [180] BUAHDUA             | BUAHDUA                                     | 107,68   |
| [181] SURIAN              | SURIAN                                      | 70,88  |
| <b>Kabupaten Sumedang</b> | <b>Sumedang Utara</b>                       | <b>1 558,72</b>                                |

Lanjutan Tabel/Continued Table 1.1.1

| Kecamatan<br>Subdistrict  | Persentase terhadap Luas Kabupaten<br>Percentage to Regency Area | Jumlah Pulau<br>Number of Islands |
|---------------------------|--|-----------------------------------|
| (1)                       | (4)  | (5)                               |
| [010] JATINANGOR          | 2,03   | 1                                 |
| [020] CIMANGGUNG          | 3,56   | 1                                 |
| [030] TANJUNGSARI         | 2,88   | 1                                 |
| [031] SUKASARI            | 2,68   | 1                                 |
| [032] PAMULIHAN           | 3,25   | 1                                 |
| [040] RANCAKALONG         | 3,53   | 1                                 |
| [050] SUMEDANG SELATAN    | 5,94   | 1                                 |
| [060] SUMEDANG UTARA      | 1,95   | 1                                 |
| [061] GANEAS              | 1,47   | 1                                 |
| [070] SITURAJA            | 2,77   | 1                                 |
| [071] CISITU              | 4,17   | 1                                 |
| [080] DARMARAJA           | 3,17   | 1                                 |
| [090] CIBUGEL             | 3,82   | 1                                 |
| [100] WADO                | 5,41   | 1                                 |
| [101] JATINUNGGAL         | 4,63   | 1                                 |
| [111] JATIGEDE            | 6,82   | 1                                 |
| [120] TOMO                | 5,44   | 1                                 |
| [130] UJUNGJAYA           | 5,53   | 1                                 |
| [140] CONGGEANG           | 6,86   | 1                                 |
| [150] PASEH               | 2,03   | 1                                 |
| [160] CIMALAKA            | 2,78   | 1                                 |
| [161] CISARUA             | 1,14   | 1                                 |
| [170] TANJUNGKERTA        | 2,80   | 1                                 |
| [171] TANJUNGMEDAR        | 3,89   | 1                                 |
| [180] BUAHDUA             | 6,91   | 1                                 |
| [181] SURIAN              | 4,55   | 1                                 |
| <b>Kabupaten Sumedang</b> | <b>100,0</b>   | <b>1</b>                          |

Catatan/Note: Luas diperbaiki sesuai data yang diperoleh dari website Pemerintah Kabupaten Sumedang (<https://sumedangkab.go.id/Profile/index/geografi>) / Total Area is repaired according to data obtained from the website of the Sumedang Regency Government (<https://sumedangkab.go.id/Profile/index/geografi>)

Sumber/Source: Badan Pusat Statistik Kabupaten Sumedang / BPS-Statistics of Sumedang Regency

**Tabel 1.1.2** **Tinggi Wilayah dan Jarak ke Ibukota Kabupaten Menurut Kecamatan di Kabupaten Sumedang, 2022**  
**Altitude and Distance to the Capital of Regency by Subdistrict in Sumedang Regency, 2022**

| Kecamatan<br>Subdistrict  | Tinggi Wilayah (mdpl)<br>Altitude (m a.s.l) | Jarak ke Ibukota Kabupaten<br>Distance to the Capital of Regency |
|---------------------------|---|--|
| (1)                       | (2)   | (3)  |
| [010] JATINANGOR          | 500   | 24,60  |
| [020] CIMANGGUNG          | 695   | 23,0   |
| [030] TANJUNGSARI         | 855   | 19,0   |
| [031] SUKASARI            | 855   | 22,0   |
| [032] PAMULIHAN           | 750   | 15,0   |
| [040] RANCAKALONG         | 750   | 13,0   |
| [050] SUMEDANG SELATAN    | 430   | 5,0  |
| [060] SUMEDANG UTARA      | 430   | 2,20   |
| [061] GANEAS              | 430   | 6,80   |
| [070] SITURAJA            | 330   | 16,0   |
| [071] CISITU              | 330   | 19,0   |
| [080] DARMARAJA           | 320   | 28,0   |
| [090] CIBUGEL             | 800   | 39,0   |
| [100] WADO                | 800   | 36,0   |
| [101] JATINUNGGAL         | 800   | 42,0   |
| [111] JATIGEDE=+          | 230   | 28,0   |
| [120] TOMO                | 40  | 32,0   |
| [130] UJUNGJAYA           | 45  | 39,0   |
| [140] CONGGEANG           | 352   | 21,0   |
| [150] PASEH               | 363   | 34,0   |
| [160] CIMALAKA            | 545   | 6,90   |
| [161] CISARUA             | 545   | 8,10   |
| [170] TANJUNGKERTA        | 545   | 11,0   |
| [171] TANJUNGMEDAR        | 545   | 21,0   |
| [180] BUAHDUA             | 245   | 27,0   |
| [181] SURIAN              | 245   | 32,0   |
| <b>Kabupaten Sumedang</b> | <b>500</b>                                  |  |

Catatan/Note: ...

Sumber/Source: Dinas Pertanian dan Ketahanan Pangan Kabupaten Sumedang dan Badan Pusat Statistik Kabupaten Sumedang / BPS-Statistics of Sumedang Regency and Department of Agriculture and Food Security of Sumedang Regency

## 1.2 KEADAAN IKLIM CLIMATE CONDITION

**Tabel 1.2.1** Pengamatan Unsur Iklim Menurut Bulan di Stasiun Sumedang, 2022  
*Observation of Climate Elements By Months at Sumedang Station, 2022*

| Bulan<br>Month      | Suhu/Temperature (°C) |                      |                     | Kelembaban/Humidity (%) |                      |                     |
|---------------------|-----------------------|----------------------|---------------------|-------------------------|----------------------|---------------------|
|                     | Minimum               | Rata-rata<br>Average | Maksimum<br>Maximum | Minimum                 | Rata-rata<br>Average | Maksimum<br>Maximum |
| (1)                 | (2)                   | (3)                  | (4)                 | (5)                     | (6)                  | (7)                 |
| Januari/January     | 22.9                  | 27.2                 | 34.2                | 51.0                    | 85.8                 | 98.0                |
| Februari/February   | 22.6                  | 26.6                 | 33.8                | 64.0                    | 88.9                 | 99.0                |
| Maret/March         | 22.8                  | 27.3                 | 35.0                | 56.0                    | 88.7                 | 99.0                |
| April/April         | 23.3                  | 27.7                 | 34.9                | 60.0                    | 87.2                 | 98.0                |
| Mei/May             | 22.8                  | 27.9                 | 35.8                | 52.0                    | 85.3                 | 99.0                |
| Juni/June           | 21.9                  | 26.9                 | 33.7                | 47.0                    | 83.5                 | 98.0                |
| Juli/July           | 19.8                  | 27.5                 | 34.4                | 46.0                    | 80.0                 | 98.0                |
| Agustus/August      | 22.4                  | 28.1                 | 35.0                | 45.0                    | 76.5                 | 97.0                |
| September/September | 22.8                  | 28.5                 | 36.2                | 39.0                    | 74.8                 | 97.0                |
| Oktober/October     | 22.8                  | 27.4                 | 35.6                | 45.0                    | 82.0                 | 98.0                |
| November/November   | 22.9                  | 27.3                 | 35.0                | 53.0                    | 85.0                 | 98.0                |
| Desember/December   | 22.6                  | 26.9                 | 35.0                | 52.0                    | 85.0                 | 99.0                |

Lanjutan Tabel/*Continued Table 1.2.1*

| Bulan<br>Month      | Kecepatan Angin (m/det)<br>Wind Velocity (m/sec) |                      |                     | Tekanan Udara/Atmospheric Pressure<br>(mb) |                      |                     |
|---------------------|--|----------------------|---------------------|--|----------------------|---------------------|
|                     | Minimum  | Rata-rata<br>Average | Maksimum<br>Maximum | Minimum                                    | Rata-rata<br>Average | Maksimum<br>Maximum |
| (1)                 | (8)  | (9)                  | (10)                | (11)                                       | (12)                 | (13)                |
| Januari/January     | 0.0  | 2.0                  | 12.0                | 999.8                                      | 1 004.7              | 1 009.4             |
| Februari/February   | 0.0  | 1.5                  | 9.0                 | 999.3                                      | 1 003.8              | 1 007.6             |
| Maret/March         | 0.0  | 1.3                  | 12.0                | 998.3                                      | 1 003.4              | 1 008.1             |
| April/April         | 0.0  | 1.4                  | 10.0                | 999.3                                      | 1 003.9              | 1 008.0             |
| Mei/May             | 0.0  | 1.2                  | 8.0                 | 999.5                                      | 1 004.0              | 1 007.9             |
| Juni/June           | 0.0  | 1.0                  | 7.0                 | 1000.7                                     | 1 004.5              | 1 007.4             |
| Juli/July           | 0.0  | 1.4                  | 9.0                 | 1000.2                                     | 1 004.2              | 1 009.5             |
| Agustus/August      | 0.0  | 2.1                  | 12.0                | 1000.7                                     | 1 004.5              | 1 007.8             |
| September/September | 0.0  | 1.4                  | 8.0                 | 999.0                                      | 1 005.1              | 1 009.3             |
| Oktober/October     | 0.0  | 1.3                  | 13.0                | 999.8                                      | 1 004.5              | 1 008.4             |
| November/November   | 0.0  | 1.0                  | 9.0                 | 998.6                                      | 1 003.9              | 1 008.4             |
| Desember/December   | 0.0  | 1.4                  | 10.0                | 997.7                                      | 1 003.3              | 1 008.5             |

Lanjutan Tabel/*Continued Table* 1.2.1

| Bulan<br>Month      | Jumlah Curah Hujan<br>Number of Precipitation<br>(mm) | Jumlah Hari Hujan<br>(hari)<br>Number of Rainy Days<br>(day) | Penyinaran Matahari<br>Duration of Sunshine<br>(%) |
|---------------------|---|--|--|
| (1)                 | (14)  | (15)   | (16)   |
| Januari/January     | 324.4   | 21   | 4.4  |
| Februari/February   | 349.8   | 23   | 2.9  |
| Maret/March         | 431.9   | 22   | 4.4  |
| April/April         | 428.0   | 22   | 5.6  |
| Mei/May             | 241.3   | 18   | 5.0  |
| Juni/June           | 105.8   | 17   | 4.5  |
| Juli/July           | 165.2   | 11   | 6.3  |
| Agustus/August      | 22.3  | 2  | 6.8  |
| September/September | 37.3  | 6  | 6.0  |
| Oktober/October     | 360.4   | 19   | 3.5  |
| November/November   | 374.6   | 21   | 4.0  |
| Desember/December   | 223.7   | 23   | 3.1  |

Catatan/Note: ...

Sumber/Source: Stasiun Meteorologi Kertajati, Kabupaten Majalengka / *Kertajati Meteorological Station, Majalengka Regency*

02

PEMERINTAHAN  
GOVERNMENT



Jumlah Pegawai Negeri Sipil perempuan lebih banyak dibanding laki-laki, yaitu sebanyak **5043** orang.

Jumlah Pegawai Negeri Sipil laki-laki lebih banyak memegang jabatan struktural dibanding perempuan, yaitu sebanyak **509** orang dari total **4209** orang.

**PENJELASAN TEKNIS**

1. Pemerintah Kabupaten Sumedang dipimpin oleh Bupati, dibantu oleh Wakil Bupati dan oleh perangkat daerah kabupaten.
2. Perangkat Daerah Kabupaten terdiri dari Sekretariat Daerah Kabupaten Sumedang, Badan Daerah, Dinas, Inspektorat, Kecamatan, Kelurahan, Perusahaan daerah, dan Badan Usaha Milik Daerah (BUMD)
3. Dinas Daerah terdiri dari 19 Dinas Pendidikan, Dinas Kesehatan, Dinas Pekerjaan Umum Dan Penataan Ruang, Dinas Perumahan, Kawasan Pemukiman Dan Pertanahan, Sat Pol Pp, Dinas Tenaga Kerja Dan Transmigrasi, Dinas Lingkungan Hidup Dan Kehutanan, Dinas Kependudukan Dan Pencatatan Sipil, Dinas Pemberdayaan Masyarakat Dan Desa, Dinas Sosial, Pemberdayaan Perempuan Dan Perlindungan Anak, Dinas Pengendalian Penduduk Dan Keluarga Berencana, Dinas Perhubungan, Dinas Komunikasi, Informatika Persandian Dan Statistik, Dinas Koperasi, Usaha Kecil, Menengah Perdagangan Dan Perindustrian, Dinas Penanaman Modal Dan Pelayanan Terpadu Satu Pintu, Dinas Pariwisata Kebudayaan Kepemudaan Dan Olahraga, Dinas Arsip Dan Perpustakaan,

**TECHNICAL NOTES**

1. *The District Government of Sumedang is led by the Regent, assisted by the Deputy Regent and by the district apparatus.*
2. *The instrument of Sumedang Regency consists The Sumedang Regency Secretariat, Local Agency, Local Offices, The Local Inspectorate, Sub-District Office, Village Office, Local Companies and Local Owned Enterprises.*
3. *The Local Office consists of 19 offices, namely Education Office, Health Service, Public Works and Spatial Planning Service, Housing and Settlement Areas, Sat Pol Pp, Manpower and Transmigration Service, Environment and Forestry Service, Population and Civil Registration Service, Community and Village Empowerment Service, Dinas Social, Women's Empowerment and Child Protection, Population Control and Family Planning Service, Transportation Service, Communication, Encoding and Statistical Information Service, Koperasi Office, Small Business, Medium Trade and Industry, Investment Service and One Stop Integrated Services, Youth Culture Tourism Office And Sports, Archives and Libraries Service, Agriculture and Food Security Service, Fisheries and Animal Husbandry Service*



- Dinas Pertanian Dan Ketahanan Pangan, Dinas Perikanan Dan Peternakan.
4. Badan Daerah terdiri dari Badan Perencanaan Pembangunan , Penelitian Dan Pengembangan Daerah, Badan Kepegawaian Dan Pengembangan Sumberdaya Manusia, Badan Pengelolaan Keuangan Dan Aset Daerah, Badan Pengelola Pendapatan Daerah
5. Kecamatan di Kabupaten Sumedang berjumlah 26 kecamatan
6. Kelurahan/desa di Kabupaten Sumedang berjumlah 277 kelurahan/desa
7. Anggota DPR dan DPD Kabupaten Sumedang dipilih melalui pemilihan umum (pemilu) dan dilantik dalam masa jabatan lima tahun
4. *The Regional Agency consists of Regional Development Planning, Research and Development Agency, Human Resources and Human Resources Development Agency, Regional Financial and Asset Management Agency, Regional Revenue Management Agency*
5. *Sumedang Regency has 26 sub districts*
6. *Kabupaten Sumedang has 277 villages*
7. *Regional House of Representatives (DPRD) members are elected through a general election and appointed for a five-years membership.*

**ULASAN**

Kabupaten Sumedang dari tahun 2010 sampai 2022 banyak mengalami perubahan terutama di daerah bendungan Waduk Jatigede. Wilayah Kabupaten Sumedang terdiri atas 26 Kecamatan, sedangkan banyaknya desa/kelurahan sebanyak 270 desa dan 7 kelurahan.

Jumlah wakil rakyat yang duduk pada lembaga legislatif tahun 2022, yaitu Dewan Perwakilan Rakyat Daerah (DPRD) sebanyak 50 orang, dengan 41 orang laki-laki dan 9 orang perempuan. Sebagian besar wakil rakyat pada lembaga ini memiliki pendidikan tertinggi D IV / S1.

Secara organisasi, lembaga wakil rakyat tahun ini terdiri dari tujuh partai. Partai PDIP memiliki anggota terbanyak, yaitu sebanyak 11 orang, dengan 8 orang laki-laki dan 3 orang perempuan.

Pada tahun 2022 jumlah PNS daerah di Kabupaten Sumedang dengan pendidikan S-1 keatas sebanyak 6.577 orang.

**DESCRIPTION**

*Sumedang from 2010 to 2022 has changed much especially the Dam Jatigede Region . Sumedang regency consists of 26 districts, while many village/wards as many as 270 villages and 7 special villages.*

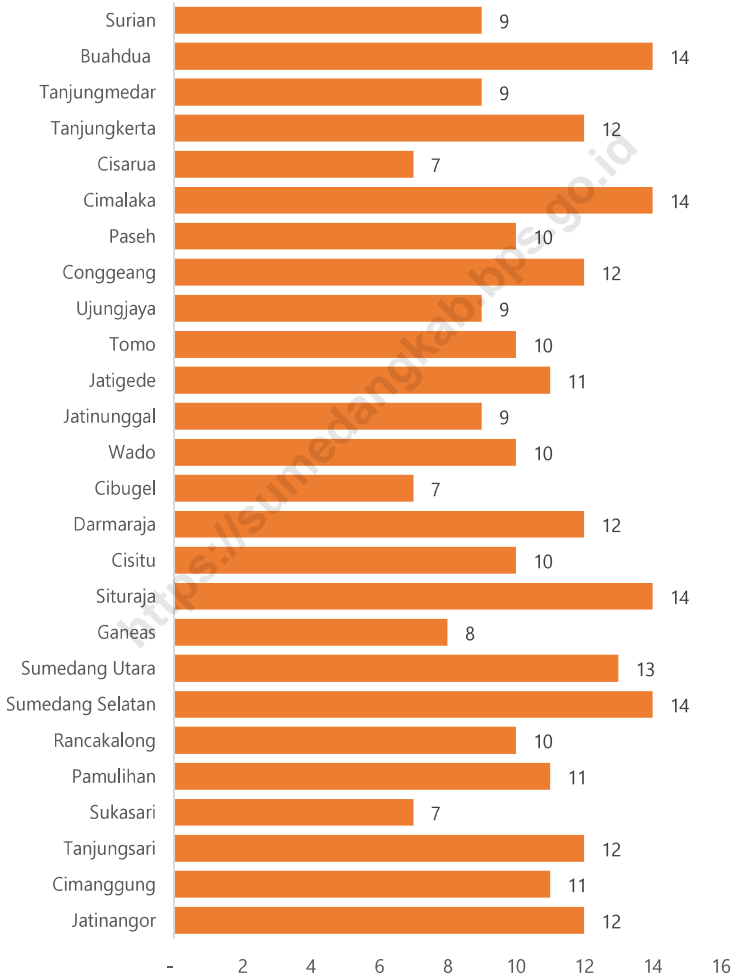
*Sumedang House of Representatives (DPRD) has 50 members, comprising 41 men and 9 women. Most of the members in these institutions have a bachelor degree background.*

*In an organizational structure, Sumedang House of Representatives (DPRD) this year consists of seven party. PDIP Party has the most members, as many as 11 members, comprising 8 men and 3 woman.*

*In 2022 the number of Civil Servant in Sumedang Regency with education upper S-1 as many as 6,577 people .*

**Gambar** 2.1  
**Figures**

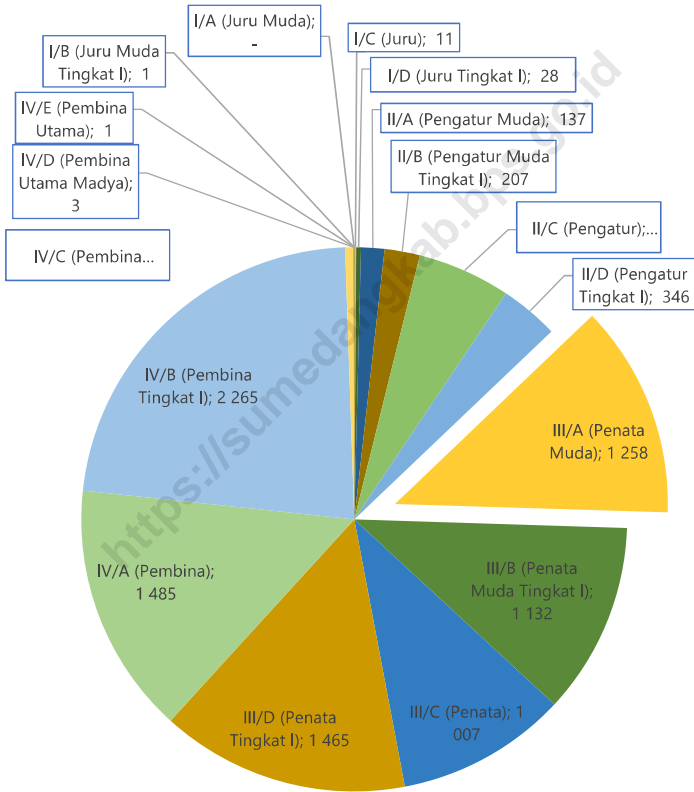
**Jumlah Desa<sup>1</sup>/Kelurahan Menurut Kecamatan di Kabupaten Sumedang, 2022**  
**Number of Villages<sup>1</sup>/Kelurahan by Subdistrict in Sumedang Regency, 2022**



Catatan/Note: <sup>1</sup>Termasuk Unit Permukiman Transmigrasi (UPT)/Include Transmigration Settlement Unit  
Sumber/Source: Peraturan Kepala Badan Pusat Statistik Nomor 1 Tahun 2021 Tanggal 5 Februari 2021 tentang Perubahan Atas Peraturan Kepala Badan Pusat Statistik Nomor 3 Tahun 2021 tentang Kode dan Nama Wilayah Kerja Statistik Tahun 2021/Chief Statistician Regulation Number 1/2021, February 5 2021, as a revision of Chief Statistician Regulation Number 3 of 2021 on Code and Name of Regional Level of Data Collection.

**Gambar 2.2**  
**Figures**

**Jumlah Pegawai Negeri Sipil Menurut Tingkat Kepegangatan di Kabupaten Sumedang, Desember 2022**  
**Number of Civil Servants by Hierarchy in Sumedang Regency, Desember 2022**



Sumber/Source: Badan Kepegawaian dan Pengembangan Sumber Daya Manusia Kab. Sumedang / BKPSDM of Sumedang Regency

## 2.1 WILAYAH ADMINISTRATIF ADMINISTRATIVE AREA

**Tabel** 2.1.1 Jumlah Desa<sup>1</sup>/Kelurahan Menurut Kecamatan di Kabupaten Sumedang, 2018–2022  
**Table** 2.1.1 Number of Villages<sup>1</sup>/Kelurahan by Subdistrict in Sumedang Regency, 2018–2022

| Kecamatan<br>Subdistrict  | 2018       | 2019       | 2020       | 2021       | 2022       |
|---------------------------|------------|------------|------------|------------|------------|
| (1)                       | (2)        | (3)        | (4)        | (5)        | (6)        |
| [010] Jatinangor          | 12         | 12         | 12         | 12         | 12         |
| [020] Cimanggung          | 11         | 11         | 11         | 11         | 11         |
| [030] Tanjungsari         | 12         | 12         | 12         | 12         | 12         |
| [031] Sukasari            | 7          | 7          | 7          | 7          | 7          |
| [032] Pamulihan           | 11         | 11         | 11         | 11         | 11         |
| [040] Rancakalong         | 10         | 10         | 10         | 10         | 10         |
| [050] Sumedang Selatan    | 14         | 14         | 14         | 14         | 14         |
| [060] Sumedang Utara      | 13         | 13         | 13         | 13         | 13         |
| [061] Ganeas              | 8          | 8          | 8          | 8          | 8          |
| [070] Situraja            | 14         | 14         | 14         | 14         | 14         |
| [071] Cisitu              | 10         | 10         | 10         | 10         | 10         |
| [080] Darmaraja           | 12         | 12         | 12         | 12         | 12         |
| [090] Cibugel             | 7          | 7          | 7          | 7          | 7          |
| [100] Wado                | 10         | 10         | 10         | 10         | 10         |
| [101] Jatinunggal         | 9          | 9          | 9          | 9          | 9          |
| [111] Jatigede            | 11         | 11         | 11         | 11         | 11         |
| [120] Tomo                | 10         | 10         | 10         | 10         | 10         |
| [130] Ujungjaya           | 9          | 9          | 9          | 9          | 9          |
| [140] Conggeang           | 12         | 12         | 12         | 12         | 12         |
| [150] Paseh               | 10         | 10         | 10         | 10         | 10         |
| [160] Cimalaka            | 14         | 14         | 14         | 14         | 14         |
| [161] Cisarua             | 7          | 7          | 7          | 7          | 7          |
| [170] Tanjungkerta        | 12         | 12         | 12         | 12         | 12         |
| [171] Tanjungmedar        | 9          | 9          | 9          | 9          | 9          |
| [180] Buahdua             | 14         | 14         | 14         | 14         | 14         |
| [181] Surian              | 9          | 9          | 9          | 9          | 9          |
| <b>Kabupaten Sumedang</b> | <b>277</b> | <b>277</b> | <b>277</b> | <b>277</b> | <b>277</b> |

Catatan/Note: <sup>1</sup>Termasuk Unit Permukiman Transmigrasi (UPT)/Include Transmigration Settlement Unit

Sumber/Source: Peraturan Kepala Badan Pusat Statistik Nomor 1 Tahun 2021 Tanggal 5 Februari 2021 tentang Perubahan Atas Peraturan Kepala Badan Pusat Statistik Nomor 3 Tahun 2021 tentang Kode dan Nama Wilayah Kerja Statistik Tahun 2021/Chief Statistician Regulation Number 1/2021, February 5 2021, as a revision of Chief Statistician Regulation Number 3 of 2021 on Code and Name of Regional Level of Data Collection.

## 2.2 DEWAN PERWAKILAN RAKYAT DAERAH REGIONAL HOUSE OF REPRESENTATIVE

**Tabel** 2.2.1 **Jumlah Anggota Dewan Perwakilan Rakyat Daerah Menurut Partai Politik dan Jenis Kelamin di Kabupaten Sumedang, 2022**  
*Number of Regional House of Representatives's Members by Political Parties and Sex in Sumedang Regency 2022*

| Partai Politik<br><i>Political Parties</i> | Laki-laki<br><i>Male</i> | Perempuan<br><i>Female</i> | Jumlah<br><i>Total</i> |
|--|--------------------------|----------------------------|------------------------|
| (1)  | (2)                      | (3)                        | (4)                    |
| PDI Perjuangan                             | 8                        | 3                          | 11                     |
| PPP  | 6                        | 1                          | 7                      |
| GOLKAR                                     | 7                        | -                          | 7                      |
| GERINDRA                                   | 5                        | 2                          | 7                      |
| PKB  | 8                        | -                          | 8                      |
| PKS  | 4                        | 2                          | 6                      |
| PAN  | 3                        | 1                          | 4                      |
| <b>Kabupaten Sumedang</b>                  | <b>41</b>                | <b>9</b>                   | <b>50</b>              |

Catatan/Note: ...

Sumber/Source: Badan Kepegawaian dan Pengembangan Sumber Daya Manusia Kab. Sumedang / BKPSDM of Sumedang Regency

## 2.3 SUMBER DAYA MANUSIA HUMAN RESOURCES

**Tabel** 2.3.1 **Jumlah Pegawai Negeri Sipil Menurut Jabatan dan Jenis Kelamin di Kabupaten Sumedang, Desember 2021 dan Desember 2022**  
**Number of Civil Servants by Occupation and Sex in Sumedang Regency, December 2021 and December 2022**

| Jabatan<br><i>Occupation</i>                              | 2021                     |                            | Jumlah<br><i>Total</i> |
|---|--------------------------|----------------------------|------------------------|
|   | Laki-laki<br><i>Male</i> | Perempuan<br><i>Female</i> |                        |
| (1)   | (2)                      | (3)                        | (4)                    |
| <b>Fungsional Tertentu</b><br><i>Specific Functional</i>  | 2 463                    | 4 332                      | 6 795                  |
| <b>Fungsional Umum</b><br><i>Staff General Functional</i> | 1 237                    | 483                        | 1 720                  |
| <b>Struktural/Structural</b>                              | 509                      | 228                        | 737                    |
| <i>Eselon IV.b/4th b Echelon</i>                          | 331                      | 186                        | 517                    |
| <i>Eselon IV.a/4th a Echelon</i>                          | 153                      | 39                         | 192                    |
| <i>Eselon III.b/3th b Echelon</i>                         | 25                       | 3                          | 28                     |
| <i>Eselon III.a/3rd a Echelon</i>                         | 0                        | 0                          | 0                      |
| <i>Eselon II.b/2nd b Echelon</i>                          | 25                       | 2                          | 27                     |
| <i>Eselon II.a/2st a Echelon</i>                          | 1                        | -                          | 1                      |
| <b>Jumlah/Total</b>                                       | <b>4 209</b>             | <b>5 043</b>               | <b>9 252</b>           |

Lanjutan Tabel/*Continued Table 2.3.1*

| Jabatan<br><i>Occupation</i>                             | 2022                     |                            | Jumlah<br><i>Total</i> |
|--|--------------------------|----------------------------|------------------------|
|  | Laki-laki<br><i>Male</i> | Perempuan<br><i>Female</i> |                        |
| (1)  | (5)                      | (6)                        | (7)                    |
| <b>Fungsional Tertentu</b><br><i>Specific Functional</i> | 2 261                    | 4 078                      | 6 339                  |
| <b>Fungsional Umum</b><br><i>Staf General Functional</i> | 1 114                    | 446                        | 1 560                  |
| <b>Struktural/Structural</b>                             | 477                      | 227                        | 704                    |
| <i>Eselon V./4th b Echelon</i>                           | 0                        | 0                          | 0                      |
| <i>Eselon IV./4th a Echelon</i>                          | 310                      | 179                        | 489                    |
| <i>Eselon III./3th b Echelon</i>                         | 141                      | 44                         | 185                    |
| <i>Eselon II./2nd b Echelon</i>                          | 26                       | 4                          | 30                     |
| <i>Eselon I./2st a Echelon</i>                           | 0                        | 0                          | 0                      |
| <b>Jumlah/Total</b>                                      | <b>3 852</b>             | <b>4 751</b>               | <b>8 603</b>           |

Catatan/Note: ...

Sumber/Source: Badan Kepegawaian dan Pengembangan Sumber Daya Manusia Kab. Sumedang / BKPSDM of Sumedang Regency



**Tabel**  
**Table** 2.3.2

**Jumlah Pegawai Negeri Sipil Menurut Tingkat Pendidikan dan Jenis Kelamin di Kabupaten Sumedang, Desember 2021 dan Desember 2022**  
**Number of Civil Servants by Educational Level and Sex in Sumedang Regency, Desember 2021 dan Desember 2022**

| Tingkat Pendidikan<br><i>Educational Level</i>                            | 2021                     |                            |                        |
|---|--------------------------|----------------------------|------------------------|
|   | Laki-laki<br><i>Male</i> | Perempuan<br><i>Female</i> | Jumlah<br><i>Total</i> |
| (1)   | (2)                      | (3)                        | (4)                    |
| Sampai dengan SD<br><i>Up to Primary School</i>                           | 28                       | -                          | 28                     |
| SMP/Sederajat<br><i>General Vocational Junior High School</i>             | 196                      | 7                          | 203                    |
| SMA/Sederajat<br><i>General/Vocational Senior High School</i>             | 868                      | 349                        | 1 217                  |
| Diploma I, II/Akta I, II<br><i>Diploma I, II/Akta I, II</i>               | 206                      | 359                        | 565                    |
| Diploma III/Akta III/Sarjana Muda<br><i>Diploma III/Akta III/Bachelor</i> | 245                      | 728                        | 973                    |
| Tingkat Sarjana/Doktor/Ph.D<br><i>University Graduates</i>                | 3 039                    | 3 919                      | 6 958                  |
| <b>Jumlah/Total</b>   | <b>4 582</b>             | <b>5 362</b>               | <b>9 944</b>           |

Lanjutan Tabel/Continued Table 2.3.2

| Tingkat Pendidikan<br><i>Educational Level</i>                            | 2022                     |                            |                        |
|---|--------------------------|----------------------------|------------------------|
|   | Laki-laki<br><i>Male</i> | Perempuan<br><i>Female</i> | Jumlah<br><i>Total</i> |
| (1)   | (2)                      | (3)                        | (4)                    |
| Sampai dengan SD<br><i>Up to Primary School</i>                           | 23                       | 0                          | 23                     |
| SMP/Sederajat<br><i>General Vocational Junior High School</i>             | 178                      | 7                          | 185                    |
| SMA/Sederajat<br><i>General/Vocational Senior High School</i>             | 781                      | 310                        | 1 091                  |
| Diploma I, II/Akta I, II<br><i>Diploma I, II/Akta I, II</i>               | 164                      | 266                        | 430                    |
| Diploma III/Akta III/Sarjana Muda<br><i>Diploma III/Akta III/Bachelor</i> | 234                      | 712                        | 946                    |
| Tingkat Sarjana/Doktor/Ph.D<br><i>University Graduates</i>                | 2 830                    | 3 747                      | 6 577                  |
| <b>Jumlah/Total</b>   | <b>4 210</b>             | <b>5 042</b>               | <b>9 252</b>           |

Catatan/Note: ...

Sumber/Source: Badan Kepegawaian dan Pengembangan Sumber Daya Manusia Kab. Sumedang / BKPSDM of Sumedang Regency

**Tabel**  
**Table** 2.3.2

**Jumlah Pegawai Negeri Sipil Menurut Tingkat  
Kepangkatan dan Jenis Kelamin di Kabupaten Sumedang,  
Desember 2021 dan Desember 2022**  
*Number of Civil Servants by Hierarchy and Sex in Sumedang  
Regency, Desember 2021 dan Desember 2022*

| Pangkat/Golongan/Ruang<br><i>Hierarchy</i> | 2021                     |                            |                        |
|--|--------------------------|----------------------------|------------------------|
|  | Laki-laki<br><i>Male</i> | Perempuan<br><i>Female</i> | Jumlah<br><i>Total</i> |
| (1)  | (2)                      | (3)                        | (4)                    |
| 1. I/A (Juru Muda)                         | n/a                      | n/a                        | n/a                    |
| 2. I/B (Juru Muda Tingkat I)               | n/a                      | n/a                        | n/a                    |
| 3. I/C (Juru)                              | n/a                      | n/a                        | n/a                    |
| 4. I/D (Juru Tingkat I)                    | n/a                      | n/a                        | n/a                    |
| <b>Golongan I/Range I</b>                  | n/a                      | n/a                        | n/a                    |
| 5. II/A (Pengatur Muda)                    | n/a                      | n/a                        | n/a                    |
| 6. II/B (Pengatur Muda Tingkat I)          | n/a                      | n/a                        | n/a                    |
| 7. II/C (Pengatur)                         | n/a                      | n/a                        | n/a                    |
| 8. II/D (Pengatur Tingkat I)               | n/a                      | n/a                        | n/a                    |
| <b>Golongan II/Range II</b>                | n/a                      | n/a                        | n/a                    |
| 9. III/A (Penata Muda)                     | n/a                      | n/a                        | n/a                    |
| 10. III/B (Penata Muda Tingkat I)          | n/a                      | n/a                        | n/a                    |
| 11. III/C (Penata)                         | n/a                      | n/a                        | n/a                    |
| 12. III/D (Penata Tingkat I)               | n/a                      | n/a                        | n/a                    |
| <b>Golongan III/Range III</b>              | n/a                      | n/a                        | n/a                    |
| 13. IV/A (Pembina)                         | n/a                      | n/a                        | n/a                    |
| 14. IV/B (Pembina Tingkat I)               | n/a                      | n/a                        | n/a                    |
| 15. IV/C (Pembina Utama Muda)              | n/a                      | n/a                        | n/a                    |
| 16. IV/D (Pembina Utama Madya)             | n/a                      | n/a                        | n/a                    |
| 17. IV/E (Pembina Utama)                   | n/a                      | n/a                        | n/a                    |
| <b>Golongan IV/Range IV</b>                | n/a                      | n/a                        | n/a                    |
| <b>Jumlah/Total</b>                        | <b>n/a</b>               | <b>n/a</b>                 | <b>n/a</b>             |

Lanjutan Tabel/*Continued Table 2.3.3*

| Pangkat/Golongan/Ruang<br>Hierarchy | 2022              |                     |                 |
|-------------------------------------|-------------------|---------------------|-----------------|
|                                     | Laki-laki<br>Male | Perempuan<br>Female | Jumlah<br>Total |
| (1)                                 | (5)               | (6)                 | (7)             |
| 1. I/A (Juru Muda)                  | 0                 | 0                   | 0               |
| 2. I/B (Juru Muda Tingkat I)        | 0                 | 0                   | 0               |
| 3. I/C (Juru)                       | 4                 | 2                   | 6               |
| 4. I/D (Juru Tingkat I)             | 24                | 0                   | 24              |
| <b>Golongan I/Range I</b>           | 28                | 2                   | 30              |
| 5. II/A (Pengatur Muda)             | 91                | 9                   | 100             |
| 6. II/B (Pengatur Muda Tingkat I)   | 133               | 37                  | 170             |
| 7. II/C (Pengatur)                  | 241               | 138                 | 379             |
| 8. II/D (Pengatur Tingkat I)        | 324               | 188                 | 512             |
| <b>Golongan II/Range II</b>         | 789               | 372                 | 1 161           |
| 9. III/A (Penata Muda)              | 403               | 659                 | 1 062           |
| 10. III/B (Penata Muda Tingkat I)   | 425               | 605                 | 1 030           |
| 11. III/C (Penata)                  | 384               | 660                 | 1 044           |
| 12. III/D (Penata Tingkat I)        | 636               | 857                 | 1 493           |
| <b>Golongan III/Range III</b>       | 1 848             | 2 781               | 4 629           |
| 13. IV/A (Pembina)                  | 631               | 702                 | 1 333           |
| 14. IV/B (Pembina Tingkat I)        | 858               | 1 181               | 2 039           |
| 15. IV/C (Pembina Utama Muda)       | 39                | 15                  | 54              |
| 16. IV/D (Pembina Utama Madya)      | 4                 | 0                   | 4               |
| 17. IV/E (Pembina Utama)            | 1                 | 1                   | 2               |
| <b>Golongan IV/Range IV</b>         | 1 533             | 1 899               | 3 432           |
| <b>Jumlah/Total</b>                 | <b>4 198</b>      | <b>5 054</b>        | <b>9 252</b>    |

Catatan/Note: ...

Sumber/Source: Badan Kepegawaian dan Pengembangan Sumber Daya Manusia Kab. Sumedang / BKPSDM of Sumedang Regency

## 2.4 KEUANGAN PEMERINTAH GOVERNMENT FINANCE

**Tabel 2.4.1** Realisasi Pendapatan Pemerintah Kabupaten Sumedang Menurut Jenis Pendapatan (ribu rupiah), 2019–2022  
*Actual Sumedang Regency Government Revenues by Kind of Revenues (thousand rupiahs), 2019–2022*

| Jenis Pendapatan/Kind of Revenues  | 2019                        | 2020                        |
|--|-----------------------------|-----------------------------|
| (1)  | (2)                         | (3)                         |
| <b>1. Pendapatan Asli Daerah (PAD)/Regional Revenue</b>  | <b>463 272 018 671,47</b>   | <b>449 530 481 156,22</b>   |
| 1.1 Pajak Daerah/Regional Tax  | 205 521 153 763,00          | 194 937 625 000,00          |
| 1.2 Retribusi Daerah/Regional Retribution  | 10 263 528 592,00           | 6 983 173 826,00            |
| 1.3 Hasil Perusahaan Milik Daerah dan Pengelolaan Kekayaan Daerah yang Dipisahkan/Regional-Owned Company Revenue and Separated Management of Regional Wealth | 9 727 083 922,00            | 12 844 923 113,00           |
| 1.4 Lain-lain PAD yang Sah/Other Regional Revenue  | 237 760 252 394,47          | 234 764 759 217,22          |
| <b>2. Dana Perimbangan/Balance Funds</b>   | <b>1 742 184 434 785,00</b> | <b>1 654 001 244 414,00</b> |
| 2.1 Bagi Hasil Pajak/Tax Sharing Revenue   | 86 594 143 619,00           | 97 652 910 414,00           |
| 2.2 Bagi Hasil Bukan Pajak/Sumber Daya Alam/Non-Tax Sharing Revenue/Natural Resources  | 1 180 828 452 000,00        | 1 082 326 099 000,00        |
| 2.3 Dana Alokasi Umum/General Allocation Fund  | 474 761 839 166,00          | 474 022 235 000,00          |
| 2.4 Dana Alokasi Khusus/Special Allocation Fund  | -                           |                             |
| <b>3. Lain-lain Pendapatan yang Sah/Other Legal Revenue</b>  | <b>863 836 394 065,00</b>   | <b>703 337 130 596,00</b>   |
| 3.1 Pendapatan Hibah/Grants  | 128 579 320 000,00          | 133 850 100 000,00          |
| 3.3 Dana Bagi Hasil Pajak dari Provinsi dan Pemerintah Daerah Lainnya/tax sharing from province and other local governments                                  | 136 437 021 093,00          | 155 447 099 612,00          |
| 3.4 Dana Penyesuaian dan Otonomi Daerah/Outonomous Region and Balancing Funds  |                             |                             |
| 3.5 Bantuan Keuangan dari Provinsi atau Pemerintah Daerah Lainnya/financial assistance from province and other local governments                             | 330 657 094 372,00          |                             |
| 3.6 Bagi Hasil Bukan Pajak dari Provinsi dan Pemerintah Daerah Lainnya/Non tax sharing from province and other local governments                             |                             |                             |
| 3.7 Bantuan Keuangan dari Pemerintah Pusat/Financial Assistance from Central Government  | 49 222 417 000,00           |                             |
| 3.8 Dana Desa/The Village Funds  | 218 940 541 600,00          |                             |
| <b>Jumlah/Total</b>  | <b>3 069 292 847 521,47</b> |                             |

Lanjutan Tabel/*Continued Table 2.4.1*

| Jenis Pendapatan/ <i>Kind of Revenues</i>  | 2021                        | 2022                      |
|--|-----------------------------|---------------------------|
| (1)  | (4)                         | (5)                       |
| <b>1. Pendapatan Asli Daerah (PAD)/<i>Regional Revenue</i></b>   | <b>470 281 819 936,29</b>   | <b>518 977 017 762.84</b> |
| 1.1 Pajak Daerah/ <i>Regional Tax</i>  | 198 326 131 839,00          | 221 379 897 839.00        |
| 1.2 Retribusi Daerah/ <i>Regional Retribution</i>  | 6 731 513 966,00            | 9 276 102 181.00          |
| 1.3 Hasil Perusahaan Milik Daerah dan Pengelolaan Kekayaan Daerah yang Dipisahkan/ <i>Regional-Owned Company Revenue and Separated Management of Regional Wealth</i> | 11 164 520 965,00           |                           |
| 1.4 Lain-lain PAD yang Sah/ <i>Other Regional Revenue</i>  | 254 059 653 166,29          | 1 765 132 904 778.00      |
| <b>2. Dana Perimbangan/<i>Balance Funds</i></b>  | <b>1 619 635 326 253,00</b> |                           |
| 2.1 Bagi Hasil Pajak/ <i>Tax Sharing Revenue</i>   |                             |                           |
| 2.2 Bagi Hasil Bukan Pajak/Sumber Daya Alam/ <i>Non-Tax Sharing Revenue/Natural Resources</i>  |                             |                           |
| 2.3 Dana Alokasi Umum/ <i>General Allocation Fund</i>  |                             |                           |
| 2.4 Dana Alokasi Khusus/ <i>Special Allocation Fund</i>  |                             |                           |
| <b>3. Lain-lain Pendapatan yang Sah/<i>Other Legal Revenue</i></b>   | <b>254 059 653 166,29</b>   | <b>3 411 071 029.00</b>   |
| 3.1 Pendapatan Hibah/ <i>Grants</i>  |                             |                           |
| 3.3 Dana Bagi Hasil Pajak dari Provinsi dan Pemerintah Daerah Lainnya/ <i>tax sharing from province and other local governments</i>                                  |                             |                           |
| 3.4 Dana Penyesuaian dan Otonomi Daerah/ <i>Otonomous Region and Balancing Funds</i>   |                             |                           |
| 3.5 Bantuan Keuangan dari Provinsi atau Pemerintah Daerah Lainnya/ <i>financial assistance from province and other local governments</i>                             |                             |                           |
| 3.6 Bagi Hasil Bukan Pajak dari Provinsi dan Pemerintah Daerah Lainnya/ <i>Non tax sharing from province and other local governments</i>                             |                             |                           |
| 3.7 Bantuan Keuangan dari Pemerintah Pusat/ <i>Financial Assistance from Central Government</i>  |                             |                           |

Catatan/*Note*: ...Sumber/*Source*: Badan Pengelolaan Keuangan dan Aset Daerah Kab. Sumedang / *BPKAD of Sumedang Regency*

**Tabel**  
**Table 2.4.2****Realisasi Belanja Pemerintah Kabupaten Sumedang  
Menurut Jenis Belanja (ribu rupiah), 2019–2022  
Actual Sumedang Regency/Municipal Government  
Expenditures by Kind of Expenditures (thousand rupiahs),  
2019–2022**

| Jenis Pendapatan<br><i>Kind of Revenues</i>                         | 2019                        | 2020                        |
|---|-----------------------------|-----------------------------|
| (1)   | (2)                         | (3)                         |
| <b>1. Belanja Tidak Langsung/<i>Indirect Expenditures</i></b>       | <b>1 656 888 704 313,00</b> | <b>1 734 612 080 223,66</b> |
| 1.1 Belanja Pegawai/ <i>Personnel Expenditures</i>                  | 1 234 484 280 762,00        | 1 235 587 959 995,96        |
| 1.2 Belanja Bunga/ <i>Interest Expenditures</i>                     | -                           | -                           |
| 1.3 Belanja Subsidi/ <i>Subsidies Expenditures</i>                  | -                           | -                           |
| 1.4 Belanja Hibah/ <i>Grant Expenditures</i>                        | 35 591 700 000,00           | 35 048 884 500,00           |
| 1.5 Belanja Bantuan Sosial/ <i>Social Aid Expenditures</i>          | 3 367 912 900,00            | 1 222 750 000,00            |
| 1.6 Belanja Bagi Hasil/ <i>Sharing Fund Expenditure</i>             | 23 338 654 000,00           | 20 139 850 000,00           |
| 1.7 Belanja Bantuan Keuangan/ <i>Financial Aids Expenditures</i>    | 360 093 456 751,00          | 352 853 953 640,00          |
| 1.8 Belanja Tidak Terduga/ <i>Unpredicted Expenditures</i>          | 12 699 900,00               | 89 758 682 087,70           |
| <b>2. Belanja Langsung/<i>Direct Expenditures</i></b>               | <b>1 223 141 807 216,47</b> | <b>1 173 607 220 438,73</b> |
| 2.1 Belanja Pegawai/ <i>Personnel Expenditures</i>                  | 53 862 453 773,00           | 103 192 265 815,00          |
| 2.2 Belanja Barang dan Jasa/ <i>Goods and Services Expenditures</i> | 600 582 826 781,04          | 685 638 615 402,80          |
| 2.3 Belanja Modal/ <i>Capital Expenditure</i>                       | 568 696 526 662,43          | 384 776 339 220,93          |
| <b>Jumlah/<i>Total</i></b>  | <b>2 880 030 511 529,47</b> | <b>2 908 219 300 662,39</b> |

Lanjutan Tabel/*Continued Table 2.4.2*

| Jenis Pendapatan<br><i>Kind of Revenues</i>                         | 2021                 | 2022              |
|---|----------------------|-------------------|
| (1)   | (4)                  | (5)               |
| <b>1. Belanja Tidak Langsung/<i>Indirect Expenditures</i></b>       |                      |                   |
| 1.1 Belanja Pegawai/ <i>Personnel Expenditures</i>                  | 1 182 261 056 674,00 | 8 088 502 738,00  |
| 1.2 Belanja Bunga/ <i>Interest Expenditures</i>                     | 500 587 500,00       |                   |
| 1.3 Belanja Subsidi/ <i>Subsidies Expenditures</i>                  |                      |                   |
| 1.4 Belanja Hibah/ <i>Grant Expenditures</i>                        | 59 369 641 613,00    |                   |
| 1.5 Belanja Bantuan Sosial/ <i>Social Aid Expenditures</i>          | 4 590 320 500,00     |                   |
| 1.6 Belanja Bagi Hasil/ <i>Sharing Fund Expenditure</i>             | 23 441 269 922,00    |                   |
| 1.7 Belanja Bantuan Keuangan/ <i>Financial Aids Expenditures</i>    |                      |                   |
| 1.8 Belanja Tidak Terduga/ <i>Unpredicted Expenditures</i>          | 23 812 747 069,00    |                   |
| <b>2. Belanja Langsung/<i>Direct Expenditures</i></b>               |                      |                   |
| 2.1 Belanja Pegawai/ <i>Personnel Expenditures</i>                  |                      |                   |
| 2.2 Belanja Barang dan Jasa/ <i>Goods and Services Expenditures</i> |                      | 11 065 726 407,00 |
| 2.3 Belanja Modal/ <i>Capital Expenditure</i>                       | 353 171 282 580,00   | 1 022 353 490,00  |
| <b>Jumlah/<i>Total</i></b>  |                      |                   |

Catatan/*Note*: ...Sumber/*Source*: Badan Pengelolaan Keuangan dan Aset Daerah Kab. Sumedang / *BPKAD of Sumedang Regency*



Jumlah penduduk Kabupaten  
Sumedang sebanyak **1.159.400**  
Jiwa



Kepadatan penduduk Kabupaten  
Sumedang, yaitu **762** Jiwa per Km

**03**

**PENDUDUK DAN KETENAGAKERJAAN  
POPULATION AND EMPLOYMENT**

**PENJELASAN TEKNIS**

**TECHNICAL NOTES**

**1. Sumber utama data kependudukan** adalah sensus penduduk yang dilaksanakan setiap sepuluh tahun sekali. Sensus penduduk telah dilaksanakan sebanyak enam kali sejak Indonesia merdeka, yaitu tahun 1961, 1971, 1980, 1990, 2000, dan 2010.

Di dalam sensus penduduk, pencacahan dilakukan terhadap seluruh penduduk yang berdomisili di wilayah teritorial Indonesia termasuk warga negara asing kecuali anggota korps diplomatik negara sahabat beserta keluarganya.

**2. Penduduk Indonesia** adalah semua orang yang berdomisili di wilayah teritorial Indonesia selama 6 bulan atau lebih dan atau mereka yang berdomisili kurang dari 6 bulan tetapi bertujuan menetap.

**3. Laju pertumbuhan penduduk** adalah angka yang menunjukkan persentase penambahan penduduk dalam jangka waktu tertentu.

**4. Kepadatan penduduk** adalah rasio banyaknya penduduk per kilometer persegi.

**5. Rasio jenis kelamin** adalah perbandingan antara penduduk

*1. The main source of population data is the population census which is conducted every ten years. Population censuses have been carried out six times since Indonesia's independence, namely in 1961, 1971, 1980, 1990, 2000 and 2010.*

*2. In the population census, enumeration is carried out on all residents who are domiciled in the Indonesian territory, including foreign nationals, except members of the diplomatic corps of friendly countries and their families.*

*3. Indonesian residents are all people who have been domiciled in the territory of Indonesia for 6 months or more and / or those who have been domiciled for less than 6 months but aim to stay.*

*4. Population growth rate is a number that shows the percentage of population growth in a certain period of time.*

*5. Population density is the ratio of the number of people per square kilometer.*

*6. The sex ratio is the ratio between the male population and the female population in a certain area and at a certain time. Usually expressed as the number of male residents for 100 female residents.*

*7. Population distribution is a pattern of population distribution*

laki-laki dan penduduk perempuan pada suatu wilayah dan waktu tertentu. Biasanya dinyatakan dengan banyaknya penduduk laki-laki untuk 100 penduduk perempuan.

6. **Distribusi penduduk** adalah pola persebaran penduduk di suatu wilayah, baik berdasarkan batas-batas geografis maupun berdasarkan batas-batas administrasi pemerintahan.

7. **Angkatan kerja** adalah penduduk usia kerja (15 tahun ke atas) yang bekerja, punya pekerjaan namun sementara tidak bekerja, dan pengangguran.

8. **Bekerja** adalah kegiatan ekonomi yang dilakukan oleh seseorang dengan maksud memperoleh atau membantu memperoleh pendapatan atau keuntungan dan lamanya bekerja paling sedikit 1 jam secara terus menerus dalam seminggu yang lalu (termasuk pekerja keluarga tanpa upah yang membantu dalam suatu usaha/ kegiatan ekonomi).

*in an area, either based on geographical boundaries or based on government administrative boundaries.*

8. *The labor force is the population of working age (15 years and over) who are employed, have a job but are temporarily unemployed, and are unemployed.*

9. *Work is an economic activity carried out by a person with the intention of earning or helping to earn income or profit and working at least 1 hour continuously in the past week (including unpaid family workers helping in an economic business / activity)*

**ULASAN****DESCRIPTION****Kependudukan**

Penduduk Kabupaten Sumedang berdasarkan Angka Hasil Proyeksi tahun 2022 sebanyak 1.187.620 jiwa yang terdiri atas 585.251 jiwa penduduk laki-laki dan 574.095 jiwa penduduk perempuan. Dibandingkan dengan jumlah penduduk tahun 2019 hasil Sensus Penduduk (SP2010), penduduk Sumedang mengalami pertumbuhan sebesar 0,60 persen. Sementara itu besarnya angka rasio jenis kelamin tahun 2021 penduduk laki-laki terhadap penduduk perempuan sebesar 1.02.

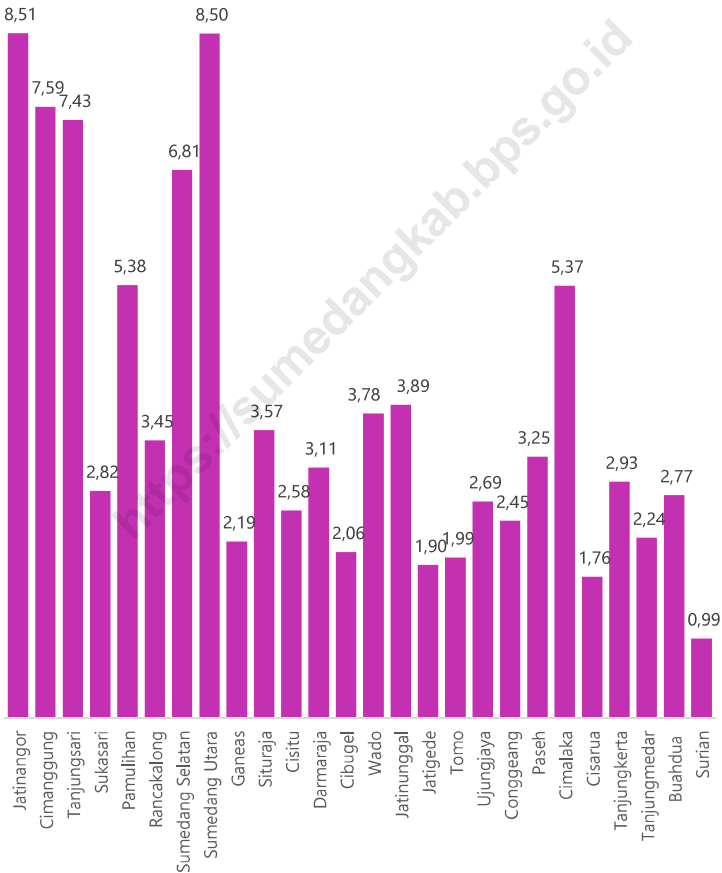
**Population**

*The population of Sumedang Regency based on the 2021 population census is 1.159.346 people, consisting of 585.251 male residents and 574.095 female residents. Compared to the population in 2019 as a result of the Population Census (SP2010), the Sumedang population has experienced a growth of 0.60 percent. Meanwhile, the figure for the sex ratio in 2021 for the male population to the female population is 1.02.*

**Gambar** 3.1  
**Figures**

**Distribusi Persentase Penduduk Menurut Kecamatan di Kabupaten Sumedang, 2022**

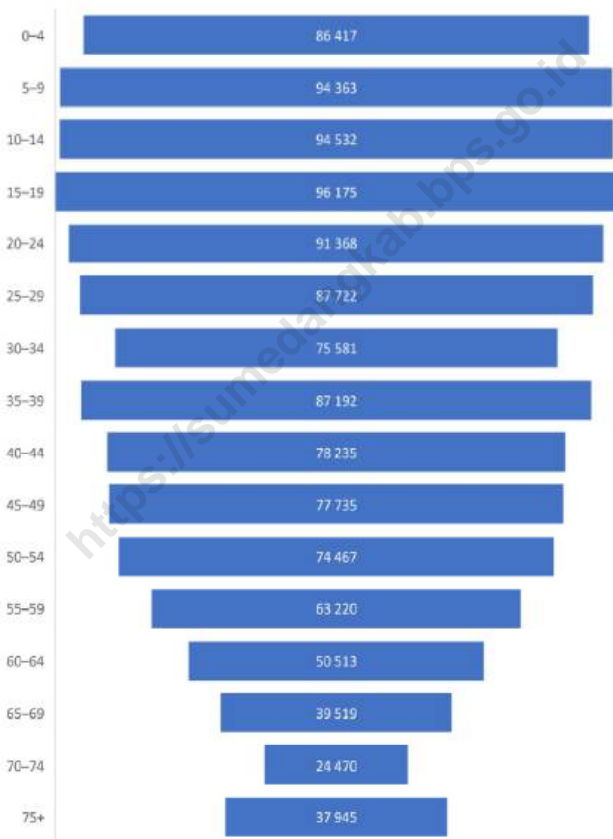
**Percentage Distribution of Population by Subdistrict in Sumedang Regency, 2022**



Sumber/Source : BPS Kabupaten Sumedang, Hasil SP2020 Proyeksi Penduduk 2021 / BPS-Statistics of Sumedang Regency, Population Projection 2021

**Gambar** 3.2  
**Figures**

**Jumlah Penduduk Menurut Kelompok Umur di Kabupaten Sumedang, 2022**  
**Population by Age Group in Sumedang Regency, 2022**



Sumber/Source : Dinas Kependudukan dan Pencatatan Sipil Kabupaten Sumedang/*Population and Civil Registration Agency of Sumedang Regency*

### 3.1 PENDUDUK POPULATION

**Tabel 3.1.1 Penduduk, Laju Pertumbuhan Penduduk, Distribusi Persentase Penduduk, Kepadatan Penduduk, Rasio Jenis Kelamin Penduduk Menurut Kecamatan, 2022**  
*Population, Population Growth Rate, Percentage Distribution of Population, Population Density, and Population Sex Ratio by Subdistrict in Sumedang Regency, 2022*

| Kecamatan<br>Subdistrict  | Penduduk<br>Population | Laju Pertumbuhan Penduduk per Tahun<br>2020-2022<br>Annual Population Growth Rate (%)<br>2020-2022 |
|---------------------------|------------------------|--|
| (1)                       | (2)                    | (3)  |
| [010] Jatinangor          | 98 000                 | 0.03   |
| [020] Cimanggung          | 88 940                 | 1.63   |
| [030] Tanjungsari         | 87 520                 | 2.23   |
| [031] Sukasari            | 32 760                 | 0.82   |
| [032] Pamulihan           | 63 542                 | 2.55   |
| [040] Rancakalong         | 40 177                 | 1.10   |
| [050] Sumedang Selatan    | 79 323                 | 1.13   |
| [060] Sumedang Utara      | 99 988                 | 2.03   |
| [061] Ganeas              | 25 637                 | 1.46   |
| [070] Situraja            | 42 289                 | 2.66   |
| [071] Cisitu              | 30 441                 | 2.44   |
| [080] Darmaraja           | 35 848                 | 0.03   |
| [090] Cibugel             | 24 344                 | 2.57   |
| [100] Wado                | 43 691                 | 0.25   |
| [101] Jatinunggal         | 45 530                 | 1.60   |
| [111] Jatigede            | 21 890                 | 0.04   |
| [120] Tomo                | 22 974                 | 0.03   |
| [130] Ujungjaya           | 31 369                 | 1.23   |
| [140] Conggeang           | 28 223                 | 0.04   |
| [150] Paseh               | 37 723                 | 0.80   |
| [160] Cimalaka            | 62 987                 | 1.76   |
| [161] Cisarua             | 20 462                 | 1.16   |
| [170] Tanjungkerta        | 33 886                 | 0.19   |
| [171] Tanjungmedar        | 26 109                 | 1.24   |
| [180] Buahdua             | 31 872                 | 0.03   |
| [181] Surian              | 11 508                 | 0.93   |
| <b>Kabupaten Sumedang</b> | <b>1 167 033</b>       | <b>1.26</b>  |

Sumber/Source: BPS Kabupaten Sumedang, Hasil SP2020 Proyeksi Penduduk 2022 / BPS-Statistics of Sumedang Regency, Population Projection 2022

Lanjutan Tabel/Continued Table 3.1.1

| Kecamatan<br>Subdistrict  | Persentase<br>Penduduk<br>Percentage of Total<br>Population | Kepadatan Penduduk per km <sup>2</sup><br>Population Density per sq.km |
|---------------------------|---|--|
| (1)                       | (7)   | (8)  |
| [010] Jatinangor          | 8.40  | 3 740  |
| [020] Cimanggung          | 7.62  | 2 182  |
| [030] Tanjungsari         | 7.50  | 2 457  |
| [031] Sukasari            | 2.81  | 695  |
| [032] Pamulihan           | 5.44  | 1 098  |
| [040] Rancakalong         | 3.44  | 768  |
| [050] Sumedang Selatan    | 6.80  | 676  |
| [060] Sumedang Utara      | 8.57  | 3 539  |
| [061] Ganeas              | 2.20  | 1 200  |
| [070] Situraja            | 3.62  | 783  |
| [071] Cisitu              | 2.61  | 571  |
| [080] Darmaraja           | 3.07  | 652  |
| [090] Cibugel             | 2.09  | 499  |
| [100] Wado                | 3.74  | 572  |
| [101] Jatinunggal         | 3.90  | 740  |
| [111] Jatigede            | 1.88  | 195  |
| [120] Tomo                | 1.97  | 347  |
| [130] Ujungjaya           | 2.69  | 389  |
| [140] Conggeang           | 2.42  | 268  |
| [150] Paseh               | 3.23  | 1 098  |
| [160] Cimalaka            | 5.40  | 1 513  |
| [161] Cisarua             | 1.75  | 1 082  |
| [170] Tanjungkerta        | 2.90  | 844  |
| [171] Tanjungmedar        | 2.24  | 401  |
| [180] Buahdua             | 2.73  | 243  |
| [181] Surian              | 0.99  | 227  |
| <b>Kabupaten Sumedang</b> | <b>100.00</b>   | <b>767</b>   |

Catatan/Note:

Sumber/Source: BPS Kabupaten Sumedang, Hasil SP2020 Proyeksi Penduduk 2021 / BPS-Statistics of Sumedang Regency, Population Projection 2021



Lanjutan Tabel/Continued Table 3.1.1

| Kecamatan<br>Subdistrict | Jenis Kelamin/Sex |                     | Rasio Jenis Kelamin<br>Penduduk<br>Population Sex Ratio |
|--------------------------|-------------------|---------------------|---|
|                          | Laki-Laki<br>Male | Perempuan<br>Female |   |
| (1)                      | (9)               | (10)                | (11)  |
| [010] Jatinangor         | 50 297            | 47 703              | 105   |
| [020] Cimanggung         | 45 470            | 43 470              | 105   |
| [030] Tanjungsari        | 44 256            | 43 264              | 102   |
| [031] Sukasari           | 16 691            | 16 069              | 104   |
| [032] Pamulihan          | 32 062            | 31 480              | 102   |
| [040] Rancakalong        | 20 179            | 19 998              | 101   |
| [050] Sumedang Selatan   | 39 987            | 39 336              | 102   |
| [060] Sumedang Utara     | 50 482            | 49 506              | 102   |
| [061] Ganeas             | 13 002            | 12 635              | 103   |
| [070] Situraja           | 21 302            | 20 987              | 102   |
| [071] Cisitu             | 15 350            | 15 091              | 102   |
| [080] Darmaraja          | 18 000            | 17 848              | 101   |
| [090] Cibugel            | 12 421            | 11 923              | 104   |
| [100] Wado               | 22 208            | 21 483              | 103   |
| [101] Jatinunggal        | 22 933            | 22 597              | 101   |
| [111] Jatigede           | 10 789            | 11 101              | 97  |
| [120] Tomo               | 11 341            | 11 633              | 97  |
| [130] Ujungjaya          | 15 533            | 15 836              | 98  |
| [140] Conggeang          | 13 960            | 14 263              | 98  |
| [150] Paseh              | 18 902            | 18 821              | 100   |
| [160] Cimalaka           | 31 869            | 31 118              | 102   |
| [161] Cisarua            | 10 244            | 10 218              | 100   |
| [170] Tanjungkerta       | 17 176            | 16 710              | 103   |
| [171] Tanjungmedar       | 12 976            | 13 133              | 99  |
| [180] Buahdua            | 15 702            | 16 170              | 97  |
| [181] Surian             | 5803              | 5705                | 102   |
| <b>Kabupaten</b>         | <b>588935</b>     | <b>578 098</b>      | <b>102</b>  |

Catatan/Note:

Sumber/Source: BPS Kabupaten Sumedang, Hasil SP2020 Proyeksi Penduduk 2022 / BPS-Statistics of Sumedang Regency, Population Projection 2022

**Tabel**  
**Table** 3.1.2

**Jumlah Penduduk Menurut Kelompok Umur dan Jenis Kelamin di Kabupaten Sumedang, 2022**  
*Population by Age Groups and Sex in Sumedang REgency, 2022*

| Kelompok Umur<br>Age Groups | Jenis Kelamin/Sex |                     |                  |
|-----------------------------|-------------------|---------------------|------------------|
|                             | Laki-Laki<br>Male | Perempuan<br>Female | Jumlah<br>Total  |
| (1)                         | (2)               | (3)                 | (4)              |
| 0–4                         | 42 834            | 40 513              | 83 347           |
| 5–9                         | 41 945            | 40 161              | 82 106           |
| 10–14                       | 44 831            | 42 379              | 87 210           |
| 15–19                       | 50 052            | 46 109              | 96 161           |
| 20–24                       | 47 394            | 43 494              | 90 888           |
| 25–29                       | 46 015            | 43 242              | 89 257           |
| 30–34                       | 40 912            | 39 775              | 80 687           |
| 35–39                       | 41 284            | 39 849              | 81 133           |
| 40–44                       | 38 763            | 38 657              | 77 420           |
| 45–49                       | 37 167            | 38 955              | 76 122           |
| 50–54                       | 37 737            | 39 564              | 77 301           |
| 55–59                       | 35 373            | 36 643              | 72 016           |
| 60–64                       | 29 659            | 30 655              | 60 314           |
| 65–69                       | 24 917            | 26 088              | 51 005           |
| 70–74                       | 17 489            | 17 760              | 35 249           |
| 75+                         | 12 563            | 14 254              | 26 817           |
| <b>Nama Provinsi</b>        | <b>588 935</b>    | <b>578 098</b>      | <b>1 167 033</b> |

Catatan/Note:

Sumber/Source: BPS Kabupaten Sumedang, Hasil SP2020 Proyeksi Penduduk 2022 / BPS-Statistics of Sumedang Regency, Population Projection 2022

### 3.2 KETENAGAKERJAAN EMPLOYMENT

**Tabel 3.2.1** Jumlah Penduduk Berumur 15 Tahun Keatas Menurut Jenis Kegiatan Selama Seminggu yang Lalu dan Jenis Kelamin di Kabupaten Sumedang, 2022  
*Population Aged 15 Years and Over by Type of Activity During The Previous Week and Sex in Sumedang Regency, 2022*

| Kegiatan Utama<br><i>Main Activity</i>                  | Jenis Kelamin/Sex        |                            |   |
|---|--------------------------|----------------------------|---|
|   | Laki-Laki<br><i>Male</i> | Perempuan<br><i>Female</i> | Laki-Laki+<br>Perempuan<br><i>Male+Female</i> |
| (1)   | (2)                      | (3)                        | (4)   |
| <b>I. Angkatan Kerja/Economically Active</b>            |                          |                            |   |
| 1. Bekerja/ <i>Working</i>                              | 355 449                  | 206 967                    | 562 416                                       |
| 2. Pengangguran Terbuka/ <i>Unemployment</i>            | 27 874                   | 19 181                     | 47 055  |
| <b>II. Bukan Angkatan Kerja/Not Economically Active</b> |                          |                            |   |
| 1. Sekolah/ <i>Attending School</i>                     | 30 193                   | 23 914                     | 54 107  |
| 2. Mengurus Rumah Tangga/ <i>Housekeeping</i>           | 22 012                   | 213 074                    | 235 086                                       |
| 3. Lainnya/ <i>Others</i>                               | 30 487                   | 13 818                     | 44 305  |
| <b>Jumlah/Total</b>                                     | <b>466 015</b>           | <b>476 954</b>             | <b>942 969</b>                                |

Catatan/*Note*:

Sumber/*Source*: BPS, Survei Angkatan Kerja Nasional (Sakernas) Agustus/BPS-Statistics Indonesia, August National Labor Force Survey

**Tabel** 3.2.2  
**Table**

**Penduduk Berumur 15 Tahun ke Atas Menurut Pendidikan Tertinggi yang Ditamatkan dan Jenis Kegiatan Selama Seminggu yang Lalu di Kabupaten Sumedang, 2022**  
*Population 15 Years of Age and Over by Educational Attainment and Type of Activity During the Previous Week in Sumedang Regency, 2022*

| Pendidikan Tertinggi yang Ditamatkan <sup>1</sup><br><i>Educational Attainment<sup>1</sup></i> | Angkatan Kerja/ <i>Economically Active</i> |  |  | Persentase Bekerja terhadap Angkatan Kerja<br><i>Percentage of Working to Economically Active</i> |
|--|--|--|--|---|
|  | Bekerja<br><i>Working</i>                  | Pengangguran <sup>2</sup><br><i>Unemployment<sup>2</sup></i> | Jumlah Angkatan Kerja<br><i>Total of Economically Active</i> |   |
| (1)  | (2)  | (3)  | (4)  | (5)   |
| 0  | 273 983                                    | 15 144   | 289 127  | 94.76   |
| 1  | 118 238                                    | 10 160   | 128 398  | 92.09   |
| 2  | 126 640                                    | 19 936   | 146 576  | 86.40   |
| 3  | 43 555                                     | 1 815  | 45 370   | 96.00   |
| <b>Jumlah/Total</b>  | 562 416                                    | 47 055   | 609 471  | 92.28   |

Catatan/Note:

Sumber/Source: BPS Kabupaten Sumedang, Hasil SP2020 Proyeksi Penduduk 2022 / BPS-Statistics of Sumedang Regency, Population Projection 2022

Lanjutan Tabel/Continued Table 3.2.2

| Pendidikan Tertinggi yang Ditamatkan <sup>1</sup><br><i>Educational Attainment<sup>1</sup></i> | Bukan Angkatan Kerja<br><i>Not Economically Active</i> | Jumlah Total   | Persentase Angkatan Kerja terhadap Penduduk Usia Kerja<br><i>Percentage of Economically Active to Working Age Population</i> |
|--|--|----------------|--|
| (1)  | (6)  | (7)            | (8)  |
| 0  | 132 632  | 42 1759        | 68.55  |
| 1  | 98 130   | 22 6528        | 56.68  |
| 2  | 50 049   | 196 625        | 74.55  |
| 3  | 8 382  | 53 752         | 84.41  |
| <b>Jumlah/Total</b>  | <b>289 193</b>   | <b>898 664</b> | <b>67.82</b>   |

- Catatan/Note:
- <sup>1</sup> 0. ≤ Sekolah Dasar (SD)/≤ *Primary School*
  1. Sekolah Menengah Pertama/*Junior High School*
  2. Sekolah Menengah Atas/*Senior High School*
  3. Perguruan Tinggi/*Collage*
  - <sup>2</sup> 1. Mencari pekerjaan/*Looking for work*
  2. Mempersiapkan usaha/*Establishing a new business/firm*
  3. Merasa tidak mungkin mendapat pekerjaan/*Hopeless of job*
  4. Sudah punya pekerjaan tetapi belum mulai bekerja/*Have a job in future start*

Sumber/Source: BPS, Survei Angkatan Kerja Nasional (Sakernas) Agustus/BPS-Statistics Indonesia, August National Labor Force Survey

**Tabel**  
**Table** 3.2.3

**Penduduk Berumur 15 Tahun Ke Atas yang Bekerja Selama Seminggu yang Lalu Menurut Status Pekerjaan Utama dan Jenis Kelamin di Kabupaten Sumedang, 2022**  
*Population 15 Years of Age and Over who Worked During The Previous Week by Main Employment Status and Sex in Sumedang Regency, 2022*

| <b>Status Pekerjaan Utama</b><br><i>Main Employment Status</i>   | <b>Laki-Laki</b><br><i>Male</i> | <b>Perempuan</b><br><i>Female</i> | <b>Jumlah</b><br><i>Total</i> |
|--|---------------------------------|-----------------------------------|-------------------------------|
| (1)  | (2)                             | (3)                               | (4)                           |
| Berusaha sendiri/ <i>Own account worker</i>  | 87 158                          | 48 658                            | 135 816                       |
| Berusaha dibantu buruh tidak tetap/buruh tak dibayar/ <i>Employer assisted by temporary worker/unpaid worker</i> | 61 615                          | 27 299                            | 88 914                        |
| Berusaha dibantu buruh tetap/dibayar/ <i>Employer assisted by permanent worker/paid worker</i>                   | 7 983                           | 2 932                             | 10 915                        |
| Buruh/Karyawan/Pegawai/ <i>Regular employee</i>  | 111 631                         | 65 186                            | 176 817                       |
| Pekerja bebas  | 79 140                          | 18 293                            | 97 433                        |
| Pekerja keluarga/tidak dibayar/ <i>Family worker/unpaid worker</i>   | 7 922                           | 44 599                            | 52 521                        |
| <b>Jumlah/Total</b>  | <b>355 449</b>                  | <b>206 967</b>                    | <b>562 416</b>                |

Catatan/Note: ...

Sumber/Source: BPS, Survei Angkatan Kerja Nasional (Sakernas) Agustus/BPS-Statistics Indonesia, August National Labor Force Survey

**Tabel**  
**Table** 3.2.4

**Jumlah Penduduk Berumur 15 Tahun Ke Atas yang Bekerja Selama Seminggu yang Lalu Menurut Lapangan Pekerjaan Utama dan Jenis Kelamin di Kabupaten Sumedang, 2022**  
**Population Aged 15 Years and Over Who Worked During The Previous Week by Main Industry and Sex in Sumedang Regency, 2022**

| <b>Lapangan Pekerjaan Utama</b><br><i>Main Industry</i>   | <b>Laki-Laki</b><br><i>Male</i> | <b>Perempuan</b><br><i>Female</i> | <b>Jumlah</b><br><i>Total</i> |
|---|---------------------------------|-----------------------------------|-------------------------------|
| (1)   | (2)                             | (3)                               | (4)                           |
| Pertanian, Perkebunan, Kehutanan, Perburuan dan Perikanan<br><i>Agriculture, Forestry, Hunting, and Fishery</i> | n/a                             | n/a                               | n/a                           |
| Industri Pengolahan<br><i>Manufacturing Industry</i>  | n/a                             | n/a                               | n/a                           |
| Jasa Kemasyarakatan, Sosial dan Perorangan<br><i>Community, Social, and Personal Services</i>                   | n/a                             | n/a                               | n/a                           |
| <b>Jumlah/Total</b>   | <b>n/a</b>                      | <b>n/a</b>                        | <b>n/a</b>                    |

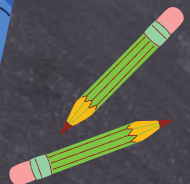
Catatan/Note: ...

Sumber/Source: BPS, Survei Angkatan Kerja Nasional (Sakernas) Agustus/BPS-Statistics Indonesia, August National Labor Force Survey

# 04

## SOSIAL DAN KESEJAHTERAAN RAKYAT SOCIAL AND WELFARE

|     | SEKOLAH | MURID   | GURU |
|-----|---------|---------|------|
| SD  | 605     | 101.761 | 6374 |
| SMP | 122     | 41.967  | 2656 |
| SMA | 29      | 17.205  | 897  |





## PENJELASAN TEKNIS

## TECHNICAL NOTES

1. **Tidak/belum pernah sekolah** adalah mereka yang tidak pernah atau belum pernah terdaftar dan tidak pernah atau belum pernah aktif mengikuti pendidikan di suatu jenjang pendidikan formal. Termasuk juga yang tamat/belum tamat taman kanak-kanak tetapi tidak melanjutkan ke sekolah dasar.
  2. **Masih bersekolah** adalah mereka yang terdaftar dan aktif mengikuti pendidikan formal dan nonformal (Paket A, B, atau C), baik pendidikan dasar, menengah maupun pendidikan tinggi. Bagi mahasiswa yang sedang cuti dianggap masih bersekolah.
  3. **Tidak bersekolah lagi** adalah mereka yang pernah terdaftar dan aktif mengikuti pendidikan di suatu jenjang pendidikan formal dan nonformal (Paket A, B, atau C), tetapi pada saat pencacahan tidak lagi terdaftar dan tidak aktif mengikuti pendidikan.
  4. **Tamat sekolah** adalah menyelesaikan pelajaran yang ditandai dengan lulus ujian akhir pada kelas atau tingkat terakhir suatu jenjang pendidikan di sekolah negeri maupun swasta dengan mendapatkan tanda tamat belajar/ijazah. Seseorang yang belum mengikuti pelajaran pada kelas tertinggi tetapi telah mengikuti ujian akhir dan lulus dianggap tamat sekolah.
1. *No/never attended school are those who have never or have never been registered and never or have never been actively attending a formal education level. This includes those who have graduated / have not finished kindergarten but did not continue to primary school.*
  2. *Still in school are those who are registered and actively participating in formal and non-formal education (Package A, B, or C), both primary, secondary and higher education. Students who are on leave are considered still in school.*
  3. *No longer attending school are those who have been registered and actively attended a formal and non-formal education level (Package A, B, or C), but at the time of enumeration they were no longer registered and were not actively participating in education.*
  4. *Completion of school is completing a lesson marked by passing the final exam in the class or the last level of an education level in a public or private school by obtaining a graduation mark / diploma. A person who has not attended lessons in the highest class but has taken the final exams and passed is considered to have finished school.*
  5. *Being able to read and write means being able to read and write simple words / sentences with a certain character.*

5. **Dapat membaca dan menulis** artinya dapat membaca dan menulis kata-kata/kalimat sederhana dengan suatu aksara tertentu.
  6. **(IPM)** menjelaskan bagaimana penduduk dapat mengakses hasil pembangunan dalam memperoleh pendapatan, kesehatan, pendidikan dan sebagainya. IPM diperkenalkan oleh UNDP pada tahun 1990 dan dipublikasikan secara berkala dalam laporan tahunan Human Development Report (HDR). IPM dibentuk oleh 3 (tiga) dimensi dasar: Umur panjang dan hidup sehat; pengetahuan; dan standar hidup layak.
6. *(IPM) explains how residents can access development outcomes in terms of income, health, education and so on. HDI was introduced by UNDP in 1990 and published regularly in the annual Human Development Report (HDR). HDI is formed by 3 (three) basic dimensions: Long life and healthy life; knowledge; and a decent standard of living.*

**ULASAN****DESCRIPTION****Pendidikan**

Angka Partisipasi Sekolah penduduk Kabupaten Sumedang untuk usia 7-12 tahun mencapai 99,43%. Sementara untuk usia 13-15 tahun, partisipasi sekolah mencapai 96,76%. Namun persentase partisipasi sekolah ini menurun pada jenjang usia berikutnya. Angka Partisipasi Sekolah penduduk usia 16-18 tahun baru mencapai 68,61%.

**Kesehatan**

Fasilitas kesehatan yang dimiliki Kabupaten Sumedang di antaranya adalah 3 rumah sakit umum. Selain itu, terdapat 35 Puskesmas. Juga terdapat 1.646 unit posyandu yang tersebar di seluruh kecamatan di Kabupaten Sumedang.

**Kemiskinan**

Garis kemiskinan di Kabupaten Sumedang tahun 2021 adalah Rp 360.054,-. Angka ini meningkat dibandingkan garis kemiskinan tahun sebelumnya, yaitu Rp 353.092,-.

Jumlah penduduk miskin di Kabupaten Sumedang tahun 2021 adalah sebanyak 126.280 orang atau sebesar 10,71% dari penduduk Kabupaten Sumedang. Jumlah ini mengalami kenaikan jika dibandingkan dengan tahun sebelumnya, yaitu 118.380 orang.

**Indeks Pembangunan Manusia**

Indeks Pembangunan Manusia (IPM) Kabupaten Sumedang tahun 2021 adalah 71,80. Indeks ini dijelaskan dengan komponen Usia Harapan Hidup (UHH) 72,43 tahun, Harapan Lama sekolah 12,97, Rata-rata lama sekolah adalah 8,51 tahun, serta pengeluaran per kapita 1.271.292 rupiah.

**Education**

*The School Participation Rate of Sumedang Regency residents for ages 7-12 years reaches 99.43%. Meanwhile, for 13-15 years old, school participation reached 96.76%. However, this percentage of school participation decreases at the next age level. The school participation rate for the population aged 16-18 years has just reached 68.61%.*

**Health**

*The health facilities owned by Sumedang Regency include 3 public hospitals. In addition, there are 35 Puskesmas. There are also 1,646 posyandu units spread across all sub-districts in Sumedang Regency.*

**Poverty**

*The poverty line in Sumedang Regency in 2021 is IDR 360.054,-. This figure is an increase compared to the previous year's poverty line, which is IDR 353.092,-.*

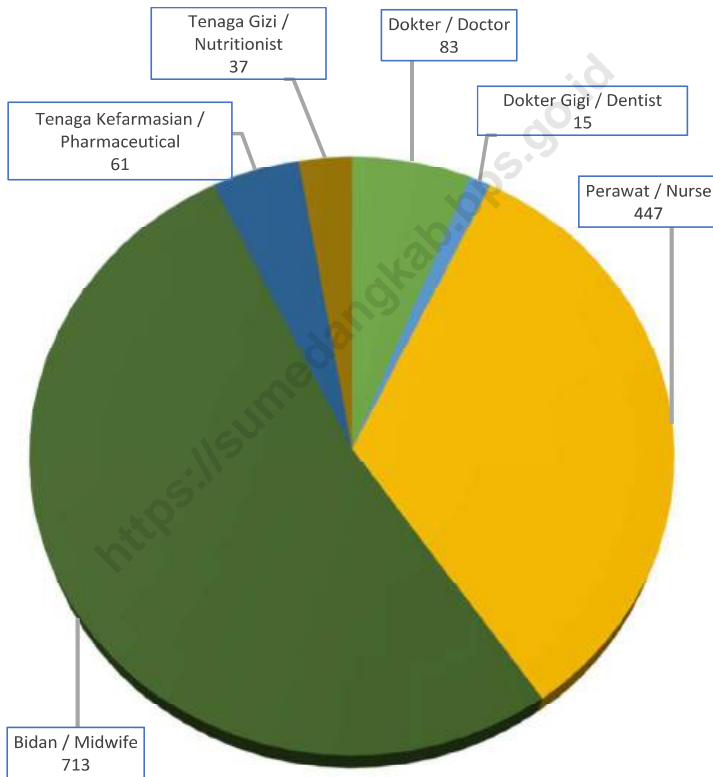
*The number of poor people in Sumedang Regency in 2021 was 118,380 people or 10.26% of the population of Sumedang Regency. This number has increased compared to the previous year, namely 104,180 people.*

**Human Development Index**

*The Human Development Index (HDI) of Sumedang Regency in 2021 is 71.64. This index is explained by the components of Life Expectancy (UHH) of 72.43 years, Expectation of School Duration 12.97, Average length of schooling is 8.51 years, and expenditure*

**Gambar** 4.1  
**Figures**

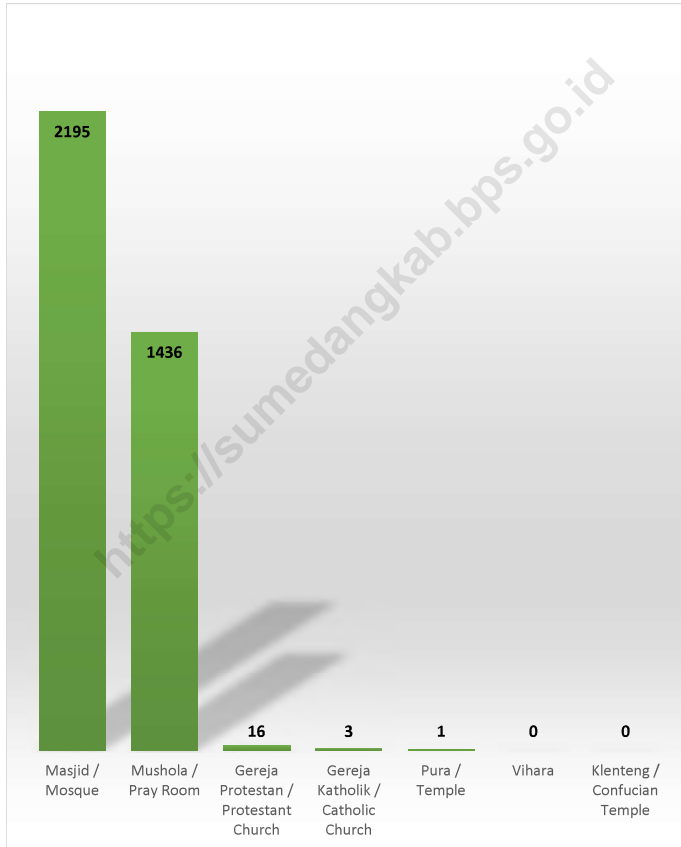
**Jumlah Tenaga Kesehatan di Kabupaten Sumedang, 2021**  
**Number of Medical Personnel in Sumedang Regency, 2021**



Sumber/Source : Dinas Kesehatan Kabupaten Sumedang / Department of Health of Sumedang Regency

**Gambar 4.2**  
**Figures**

**Jumlah Tempat Peribadatan di Kabupaten Sumedang, 2021**  
**Number of Places of Worship in Sumedang Regency, 2021**



Sumber/Source : Kementerian Agama Kabupaten Sumedang / Ministry of Religion of Sumedang Regency

#### 4.1 PENDIDIKAN EDUCATION

**Tabel 4.1.1** Jumlah Sekolah, Guru, dan Murid Taman Kanak-Kanak (TK) di Bawah Kementerian Pendidikan dan Kebudayaan Menurut Kecamatan di Kabupaten Sumedang, 2021/2022 dan 2022/2023  
*Number of Schools, Teachers, and Pupils in Kindergarten Under The Ministry of Education and Culture by Subdistrict in Sumedang Regency, 2021/2022 and 2022/2023*

| Kecamatan<br>Subdistrict  | Sekolah/Schools |           |                |            |              |            |
|---------------------------|-----------------|-----------|----------------|------------|--------------|------------|
|                           | Negeri/Public   |           | Swasta/Private |            | Jumlah/Total |            |
|                           | 2021/2022       | 2022/2023 | 2021/2022      | 2022/2023  | 2021/2022    | 2022/2023  |
| (1)                       | (2)             | (3)       | (4)            | (5)        | (6)          | (7)        |
| [010] Jatinangor          | -               | -         | 22             | 24         | 22           | 24         |
| [020] Cimanggung          | -               | -         | 14             | 20         | 14           | 20         |
| [030] Tanjungsari         | 1               | 1         | 19             | 20         | 20           | 21         |
| [031] Sukasari            | -               | -         | 8              | 8          | 8            | 8          |
| [032] Pamulihan           | -               | -         | 16             | 17         | 16           | 17         |
| [040] Rancakalong         | -               | -         | 6              | 7          | 6            | 7          |
| [050] Sumedang Selatan    | -               | -         | 16             | 17         | 16           | 17         |
| [060] Sumedang Utara      | 1               | 1         | 25             | 26         | 26           | 27         |
| [061] Ganeas              | -               | -         | 5              | 5          | 5            | 5          |
| [070] Situraja            | -               | -         | 12             | 13         | 12           | 13         |
| [071] Cisitu              | -               | -         | 7              | 8          | 7            | 8          |
| [080] Darmaraja           | -               | -         | 7              | 7          | 7            | 7          |
| [090] Cibugel             | -               | -         | 5              | 5          | 5            | 5          |
| [100] Wado                | -               | -         | 5              | 5          | 5            | 5          |
| [101] Jatinunggal         | 1               | 1         | 4              | 4          | 5            | 5          |
| [111] Jatigede            | -               | -         | 3              | 3          | 3            | 3          |
| [120] Tomo                | -               | -         | 8              | 7          | 8            | 7          |
| [130] Ujungjaya           | -               | -         | 7              | 6          | 7            | 6          |
| [140] Conggeang           | -               | -         | 5              | 5          | 5            | 5          |
| [150] Paseh               | 1               | 1         | 13             | 13         | 14           | 14         |
| [160] Cimalaka            | 1               | 1         | 16             | 16         | 17           | 17         |
| [161] Cisarua             | -               | -         | 10             | 10         | 10           | 10         |
| [170] Tanjungkerta        | -               | -         | 9              | 9          | 9            | 9          |
| [171] Tanjungmedar        | -               | -         | 8              | 6          | 8            | 6          |
| [180] Buahdua             | -               | -         | 6              | 6          | 6            | 6          |
| [181] Surian              | 1               | 1         | 2              | 2          | 3            | 3          |
| <b>Kabupaten Sumedang</b> | <b>6</b>        | <b>6</b>  | <b>258</b>     | <b>269</b> | <b>264</b>   | <b>275</b> |

Lanjutan Tabel/*Continued Table 4.1.1*

| Kecamatan<br>Subdistrict  | Guru <sup>1</sup> /Teachers <sup>1</sup> |           |                |            |              |            |
|---------------------------|--|-----------|----------------|------------|--------------|------------|
|                           | Negeri/Public                            |           | Swasta/Private |            | Jumlah/Total |            |
|                           | 2021/2022                                | 2022/2023 | 2021/2022      | 2022/2023  | 2021/2022    | 2022/2023  |
| (1)                       | (8)                                      | (9)       | (10)           | (11)       | (12)         | (13)       |
| [010] Jatinangor          | -  | -         | 75             | 78         | 75           | 78         |
| [020] Cimanggung          | -  | -         | 39             | 56         | 39           | 56         |
| [030] Tanjungsari         | 6  | 5         | 69             | 61         | 75           | 66         |
| [031] Sukasari            | -  | -         | 26             | 26         | 26           | 26         |
| [032] Pamulihan           | -  | -         | 38             | 37         | 38           | 37         |
| [040] Rancakalong         | -  | -         | 23             | 21         | 23           | 21         |
| [050] Sumedang Selatan    | -  | -         | 75             | 77         | 75           | 77         |
| [060] Sumedang Utara      | 12                                       | 10        | 95             | 91         | 107          | 101        |
| [061] Ganeas              | -  | -         | 12             | 13         | 12           | 13         |
| [070] Situraja            | -  | -         | 36             | 36         | 36           | 36         |
| [071] Cisitu              | -  | -         | 20             | 21         | 20           | 21         |
| [080] Darmaraja           | -  | -         | 22             | 22         | 22           | 22         |
| [090] Cibugel             | -  | -         | 14             | 11         | 14           | 11         |
| [100] Wado                | -  | -         | 13             | 13         | 13           | 13         |
| [101] Jatinunggal         | 5  | 5         | 13             | 10         | 18           | 15         |
| [111] Jatigede            | -  | -         | 6              | 7          | 6            | 7          |
| [120] Tomo                | -  | -         | 23             | 18         | 23           | 18         |
| [130] Ujungjaya           | -  | -         | 19             | 18         | 19           | 18         |
| [140] Conggeang           | -  | -         | 15             | 14         | 15           | 14         |
| [150] Paseh               | 6  | 5         | 36             | 35         | 42           | 40         |
| [160] Cimalaka            | 8  | 7         | 54             | 48         | 62           | 55         |
| [161] Cisarua             | -  | -         | 26             | 27         | 26           | 27         |
| [170] Tanjungkerta        | -  | -         | 27             | 25         | 27           | 25         |
| [171] Tanjungmedar        | -  | -         | 24             | 14         | 24           | 14         |
| [180] Buahdua             | -  | -         | 20             | 19         | 20           | 19         |
| [181] Surian              | 5  | 4         | 4              | 4          | 9            | 8          |
| <b>Kabupaten Sumedang</b> | <b>42</b>                                | <b>36</b> | <b>824</b>     | <b>802</b> | <b>866</b>   | <b>838</b> |

Lanjutan Tabel/Continued Table 4.1.1

| Kecamatan<br>Subdistrict  | Murid/Students |            |                |              |              |              |
|---------------------------|----------------|------------|----------------|--------------|--------------|--------------|
|                           | Negeri/Public  |            | Swasta/Private |              | Jumlah/Total |              |
|                           | 2021/2022      | 2022/2023  | 2021/2022      | 2022/2023    | 2021/2022    | 2022/2023    |
| (1)                       | (14)           | (15)       | (16)           | (17)         | (18)         | (19)         |
| [010] Jatinangor          | -              | -          | 707            | 679          | 707          | 679          |
| [020] Cimanggung          | -              | -          | 448            | 530          | 448          | 530          |
| [030] Tanjungsari         | 60             | 50         | 665            | 631          | 725          | 681          |
| [031] Sukasari            | -              | -          | 203            | 186          | 203          | 186          |
| [032] Pamulihan           | -              | -          | 417            | 430          | 417          | 430          |
| [040] Rancakalong         | -              | -          | 198            | 191          | 198          | 191          |
| [050] Sumedang Selatan    | -              | -          | 809            | 822          | 809          | 822          |
| [060] Sumedang Utara      | 118            | 101        | 998            | 961          | 1 116        | 1 062        |
| [061] Ganeas              | -              | -          | 108            | 101          | 108          | 101          |
| [070] Situraja            | -              | -          | 347            | 367          | 347          | 367          |
| [071] Cisitu              | -              | -          | 215            | 242          | 215          | 242          |
| [080] Darmaraja           | -              | -          | 293            | 296          | 293          | 296          |
| [090] Cibugel             | -              | -          | 141            | 148          | 141          | 148          |
| [100] Wado                | -              | -          | 162            | 160          | 162          | 160          |
| [101] Jatinunggal         | 55             | 21         | 166            | 167          | 221          | 188          |
| [111] Jatigede            | -              | -          | 78             | 79           | 78           | 79           |
| [120] Tomo                | -              | -          | 165            | 147          | 165          | 147          |
| [130] Ujungjaya           | -              | -          | 231            | 157          | 231          | 157          |
| [140] Conggeang           | -              | -          | 146            | 127          | 146          | 127          |
| [150] Paseh               | 51             | 47         | 378            | 401          | 429          | 448          |
| [160] Cimalaka            | 66             | 84         | 546            | 522          | 612          | 606          |
| [161] Cisarua             | -              | -          | 296            | 287          | 296          | 287          |
| [170] Tanjungkerta        | -              | -          | 268            | 271          | 268          | 271          |
| [171] Tanjungmedar        | -              | -          | 201            | 123          | 201          | 123          |
| [180] Buahdua             | -              | -          | 191            | 176          | 191          | 176          |
| [181] Surian              | 28             | 24         | 63             | 59           | 91           | 83           |
| <b>Kabupaten Sumedang</b> | <b>378</b>     | <b>327</b> | <b>8 440</b>   | <b>8 260</b> | <b>8 818</b> | <b>8 587</b> |

Catatan/Note: <sup>1</sup> Jumlah guru termasuk kepala sekolah dan guru/The total of teachers including headmaster and teacher

Sumber/Source: Kementerian Pendidikan dan Kebudayaan, Data Semester Ganjil/Ministry of Educations and Culture, Odd Semester Data



**Tabel**  
**Table** 4.1.2

**Jumlah Sekolah, Guru, dan Murid Raudatul Athfal (RA)  
di Bawah Kementerian Agama Menurut Kecamatan di  
Kabupaten Sumedang, 2021/2022 dan 2022/2023**  
*Number of Schools, Teachers, and Pupils in Raudatul Athfal  
(RA) Under The Ministry of Religious Affairs by Subdistrict in  
Sumedang Regency, 2021/2022 and 2022/2023*

| Kecamatan<br>Subdistrict  | Sekolah/Schools |            | Guru/Teachers |            | Murid/Pupils |              |
|---------------------------|-----------------|------------|---------------|------------|--------------|--------------|
|                           | 2021/2022       | 2022/2023  | 2021/2022     | 2022/2023  | 2021/2022    | 2022/2023    |
| (1)                       | (2)             | (3)        | (4)           | (5)        | (6)          | (7)          |
| [010] Jatinangor          | 14              | 14         | 73            | 67         | 697          | 706          |
| [020] Cimanggung          | 10              | 10         | 50            | 44         | 457          | 444          |
| [030] Tanjungsari         | 15              | 15         | 56            | 52         | 702          | 818          |
| [031] Sukasari            | 3               | 3          | 12            | 11         | 110          | 121          |
| [032] Pamulihan           | 10              | 10         | 40            | 38         | 411          | 451          |
| [040] Rancakalong         | 9               | 9          | 21            | 19         | 215          | 246          |
| [050] Sumedang Selatan    | 13              | 13         | 43            | 37         | 412          | 427          |
| [060] Sumedang Utara      | 9               | 9          | 42            | 43         | 319          | 407          |
| [061] Ganeas              | 7               | 7          | 17            | 15         | 169          | 208          |
| [070] Situraja            | 12              | 12         | 40            | 41         | 380          | 379          |
| [071] Cisitu              | 3               | 3          | 10            | 10         | 109          | 113          |
| [080] Darmaraja           | 8               | 9          | 23            | 21         | 198          | 201          |
| [090] Cibugel             | 1               | 1          | 3             | 3          | 21           | 22           |
| [100] Wado                | 10              | 10         | 33            | 30         | 290          | 312          |
| [101] Jatinunggal         | 14              | 14         | 43            | 37         | 353          | 339          |
| [111] Jatigede            | 2               | 2          | 6             | 3          | 29           | 33           |
| [120] Tomo                | 5               | 5          | 19            | 17         | 188          | 178          |
| [130] Ujungjaya           | 7               | 7          | 30            | 24         | 282          | 290          |
| [140] Conggeang           | 9               | 8          | 24            | 16         | 239          | 241          |
| [150] Paseh               | 9               | 9          | 34            | 30         | 298          | 317          |
| [160] Cimalaka            | 17              | 17         | 65            | 65         | 463          | 519          |
| [161] Cisarua             | 1               | 1          | 2             | 2          | 15           | 15           |
| [170] Tanjungkerta        | 9               | 9          | 28            | 28         | 184          | 169          |
| [171] Tanjungmedar        | 5               | 5          | 14            | 12         | 94           | 91           |
| [180] Buahdua             | 3               | 3          | 14            | 13         | 122          | 142          |
| [181] Surian              | 1               | 1          | 2             | 2          | 14           | 18           |
| <b>Kabupaten Sumedang</b> | <b>206</b>      | <b>206</b> | <b>744</b>    | <b>680</b> | <b>6 771</b> | <b>7 207</b> |

Catatan/Note: Seluruh Raudatul Athfal (RA) berstatus swasta/*All Raudatul Athfal (RA) are private*

Sumber/Source: Kementerian Agama, Data Semester Ganjil/*Ministry of Religious Affairs, Odd Semester Data*

**Tabel**  
**Table** 4.1.3

**Jumlah Sekolah, Guru, dan Murid Sekolah Dasar (SD)  
di Bawah Kementerian Pendidikan dan Kebudayaan  
Menurut Kecamatan di Kabupaten Sumedang, 2021/2022  
dan 2022/2023**  
*Number of Schools, Teachers, and Pupils in Primary Schools  
Under The Ministry of Education and Culture by Subdistrict  
in Sumedang Regency, 2021/2022 and 2022/2023*

| Kecamatan<br>Subdistrict  | Sekolah/Schools |            |                |           |              |            |
|---------------------------|-----------------|------------|----------------|-----------|--------------|------------|
|                           | Negeri/Public   |            | Swasta/Private |           | Jumlah/Total |            |
|                           | 2021/2022       | 2022/2023  | 2021/2022      | 2022/2023 | 2021/2022    | 2022/2023  |
| (1)                       | (2)             | (3)        | (4)            | (5)       | (6)          | (7)        |
| [010] Jatinangor          | 27              | 27         | 4              | 4         | 31           | 31         |
| [020] Cimanggung          | 27              | 27         | 2              | 2         | 29           | 29         |
| [030] Tanjungsari         | 24              | 24         | 4              | 5         | 28           | 29         |
| [031] Sukasari            | 11              | 11         | -              | -         | 11           | 11         |
| [032] Pamulihan           | 22              | 22         | 2              | 2         | 24           | 24         |
| [040] Rancakalong         | 28              | 28         | 1              | 1         | 29           | 29         |
| [050] Sumedang Selatan    | 43              | 43         | 2              | 3         | 45           | 46         |
| [060] Sumedang Utara      | 34              | 34         | 2              | 3         | 36           | 37         |
| [061] Ganeas              | 13              | 13         | -              | -         | 13           | 13         |
| [070] Situraja            | 26              | 26         | -              | -         | 26           | 26         |
| [071] Cisitu              | 22              | 22         | -              | -         | 22           | 22         |
| [080] Darmaraja           | 25              | 25         | -              | -         | 25           | 25         |
| [090] Cibugel             | 17              | 17         | -              | -         | 17           | 17         |
| [100] Wado                | 25              | 25         | -              | -         | 25           | 25         |
| [101] Jatinunggal         | 29              | 29         | -              | -         | 29           | 29         |
| [111] Jatigede            | 20              | 20         | -              | -         | 20           | 20         |
| [120] Tomo                | 16              | 16         | 1              | 1         | 17           | 17         |
| [130] Ujungjaya           | 20              | 20         | -              | -         | 20           | 20         |
| [140] Conggeang           | 19              | 19         | 2              | 2         | 21           | 21         |
| [150] Paseh               | 18              | 18         | -              | -         | 18           | 18         |
| [160] Cimalaka            | 29              | 29         | -              | -         | 29           | 29         |
| [161] Cisarua             | 10              | 10         | -              | -         | 10           | 10         |
| [170] Tanjungkerta        | 22              | 22         | -              | -         | 22           | 22         |
| [171] Tanjungmedar        | 18              | 18         | -              | -         | 18           | 18         |
| [180] Buahdua             | 26              | 26         | -              | -         | 26           | 26         |
| [181] Surian              | 11              | 11         | -              | -         | 11           | 11         |
| <b>Kabupaten Sumedang</b> | <b>582</b>      | <b>582</b> | <b>20</b>      | <b>23</b> | <b>602</b>   | <b>605</b> |

Lanjutan Tabel/Continued Table 4.1.3

| Kecamatan<br>Subdistrict  | Guru <sup>1</sup> /Teachers <sup>1</sup> |              |                |            |              |              |
|---------------------------|--|--------------|----------------|------------|--------------|--------------|
|                           | Negeri/Public                            |              | Swasta/Private |            | Jumlah/Total |              |
|                           | 2021/2022                                | 2022/2023    | 2021/2022      | 2022/2023  | 2021/2022    | 2022/2023    |
| (1)                       | (8)                                      | (9)          | (10)           | (11)       | (12)         | (13)         |
| [010] Jatinangor          | 353                                      | 323          | 88             | 90         | 441          | 413          |
| [020] Cimanggung          | 413                                      | 379          | 20             | 21         | 433          | 400          |
| [030] Tanjungsari         | 367                                      | 338          | 41             | 46         | 408          | 384          |
| [031] Sukasari            | 123                                      | 112          | -              | -          | 123          | 112          |
| [032] Pamulihan           | 271                                      | 250          | 14             | 19         | 285          | 269          |
| [040] Rancakalong         | 282                                      | 268          | 11             | 11         | 293          | 279          |
| [050] Sumedang Selatan    | 491                                      | 447          | 40             | 52         | 531          | 499          |
| [060] Sumedang Utara      | 487                                      | 425          | 36             | 34         | 523          | 459          |
| [061] Ganeas              | 141                                      | 133          | -              | -          | 141          | 133          |
| [070] Situraja            | 273                                      | 249          | -              | -          | 273          | 249          |
| [071] Cisitu              | 219                                      | 201          | -              | -          | 219          | 201          |
| [080] Darmaraja           | 247                                      | 219          | -              | -          | 247          | 219          |
| [090] Cibugel             | 168                                      | 164          | -              | -          | 168          | 164          |
| [100] Wado                | 261                                      | 252          | -              | -          | 261          | 252          |
| [101] Jatinunggal         | 294                                      | 284          | -              | -          | 294          | 284          |
| [111] Jatigede            | 179                                      | 167          | -              | -          | 179          | 167          |
| [120] Tomo                | 142                                      | 140          | 9              | 10         | 151          | 150          |
| [130] Ujungjaya           | 194                                      | 175          | -              | -          | 194          | 175          |
| [140] Conggeang           | 206                                      | 185          | 18             | 21         | 224          | 206          |
| [150] Paseh               | 196                                      | 185          | -              | -          | 196          | 185          |
| [160] Cimalaka            | 363                                      | 334          | -              | -          | 363          | 334          |
| [161] Cisarua             | 125                                      | 109          | -              | -          | 125          | 109          |
| [170] Tanjungkerta        | 244                                      | 232          | -              | -          | 244          | 232          |
| [171] Tanjungmedar        | 188                                      | 182          | -              | -          | 188          | 182          |
| [180] Buahdua             | 234                                      | 217          | -              | -          | 234          | 217          |
| [181] Surian              | 108                                      | 100          | -              | -          | 108          | 100          |
| <b>Kabupaten Sumedang</b> | <b>6 569</b>                             | <b>6 070</b> | <b>277</b>     | <b>304</b> | <b>6 846</b> | <b>6 374</b> |

Lanjutan Tabel/*Continued Table* 4.1.3

| Kecamatan<br>Subdistrict  | Murid/Students |               |                |              |                |                |
|---------------------------|----------------|---------------|----------------|--------------|----------------|----------------|
|                           | Negeri/Public  |               | Swasta/Private |              | Jumlah/Total   |                |
|                           | 2021/2022      | 2022/2023     | 2021/2022      | 2022/2023    | 2021/2022      | 2022/2023      |
| (1)                       | (14)           | (15)          | (16)           | (17)         | (18)           | (19)           |
| [010] Jatinangor          | 7 666          | 7 410         | 1 182          | 1 167        | 8 848          | 8 577          |
| [020] Cimanggung          | 8 889          | 8 830         | 404            | 383          | 9 293          | 9 213          |
| [030] Tanjungsari         | 7 818          | 7 582         | 1 004          | 1 213        | 8 822          | 8 795          |
| [031] Sukasari            | 2 400          | 2 401         | -              | -            | 2 400          | 2 401          |
| [032] Pamulihan           | 5 275          | 5 215         | 192            | 203          | 5 467          | 5 418          |
| [040] Rancakalong         | 3 621          | 3 576         | 218            | 224          | 3 839          | 3 800          |
| [050] Sumedang Selatan    | 7 186          | 7 018         | 679            | 702          | 7 865          | 7 720          |
| [060] Sumedang Utara      | 7 710          | 7 550         | 323            | 350          | 8 033          | 7 900          |
| [061] Ganeas              | 2 206          | 2 144         | -              | -            | 2 206          | 2 144          |
| [070] Situraja            | 3 788          | 3 713         | -              | -            | 3 788          | 3 713          |
| [071] Cisitu              | 2 616          | 2 516         | -              | -            | 2 616          | 2 516          |
| [080] Darmaraja           | 3 175          | 3 036         | -              | -            | 3 175          | 3 036          |
| [090] Cibugel             | 2 454          | 2 426         | -              | -            | 2 454          | 2 426          |
| [100] Wado                | 3 925          | 3 774         | -              | -            | 3 925          | 3 774          |
| [101] Jatinunggal         | 4 035          | 3 914         | -              | -            | 4 035          | 3 914          |
| [111] Jatigede            | 1 684          | 1 659         | -              | -            | 1 684          | 1 659          |
| [120] Tomo                | 1 920          | 1 906         | 88             | 92           | 2 008          | 1 998          |
| [130] Ujungjaya           | 2 520          | 2 504         | -              | -            | 2 520          | 2 504          |
| [140] Conggeang           | 2 089          | 2 057         | 347            | 371          | 2 436          | 2 428          |
| [150] Paseh               | 2 949          | 2 955         | -              | -            | 2 949          | 2 955          |
| [160] Cimalaka            | 5 078          | 5 107         | -              | -            | 5 078          | 5 107          |
| [161] Cisarua             | 1 829          | 1 781         | -              | -            | 1 829          | 1 781          |
| [170] Tanjungkerta        | 2 472          | 2 430         | -              | -            | 2 472          | 2 430          |
| [171] Tanjungsari         | 2 038          | 2 013         | -              | -            | 2 038          | 2 013          |
| [180] Buahdua             | 2 531          | 2 498         | -              | -            | 2 531          | 2 498          |
| [181] Surian              | 1 025          | 1 041         | -              | -            | 1 025          | 1 041          |
| <b>Kabupaten Sumedang</b> | <b>98 899</b>  | <b>97 056</b> | <b>4 437</b>   | <b>4 705</b> | <b>103 336</b> | <b>101 761</b> |

Catatan/Note: <sup>1</sup> Jumlah guru termasuk kepala sekolah dan guru/*The total of teachers including headmaster and teacher*

Sumber/Source: Kementerian Pendidikan dan Kebudayaan, Data Semester Ganjil/*Ministry of Educations and Culture, Odd Semester Data*

**Tabel**  
**Table** 4.1.4

**Jumlah Sekolah, Guru, dan Murid Madrasah Ibtidaiyah (MI) di Bawah Kementerian Agama Menurut Kecamatan Menurut Kecamatan di Kabupaten Sumedang, 2021/2022 dan 2022/2023**

**Number of Schools, Teachers, and Pupils in Madrasah Ibtidaiyah (MI) Under The Ministry of Religious Affairs by Subdistrict in Sumedang Regency, 2021/2022 and 2022/2023**

| Kecamatan<br>Subdistrict  | Sekolah/Schools |           |                |           |              |           |
|---------------------------|-----------------|-----------|----------------|-----------|--------------|-----------|
|                           | Negeri/Public   |           | Swasta/Private |           | Jumlah/Total |           |
|                           | 2021/2022       | 2022/2023 | 2021/2022      | 2022/2023 | 2021/2022    | 2022/2023 |
| (1)                       | (2)             | (3)       | (4)            | (5)       | (6)          | (7)       |
| [010] Jatinangor          | -               | -         | 8              | 8         | 8            | 8         |
| [020] Cimanggung          | -               | -         | 3              | 3         | 3            | 3         |
| [030] Tanjungsari         | -               | -         | 5              | 5         | 5            | 5         |
| [031] Sukasari            | -               | -         | 1              | 1         | 1            | 1         |
| [032] Pamulihan           | -               | -         | 5              | 5         | 5            | 5         |
| [040] Rancakalong         | -               | -         | -              | -         | -            | -         |
| [050] Sumedang Selatan    | 1               | 1         | -              | -         | 1            | 1         |
| [060] Sumedang Utara      | -               | -         | 5              | 5         | 5            | 5         |
| [061] Ganeas              | -               | -         | 2              | 2         | 2            | 2         |
| [070] Situraja            | -               | -         | 1              | 1         | 1            | 1         |
| [071] Cisitu              | -               | -         | 1              | 1         | 1            | 1         |
| [080] Darmaraja           | -               | -         | 2              | 2         | 2            | 2         |
| [090] Cibugel             | -               | -         | -              | -         | -            | -         |
| [100] Wado                | 1               | 1         | 3              | 3         | 4            | 4         |
| [101] Jatinunggal         | -               | -         | 4              | 4         | 4            | 4         |
| [111] Jatigede            | -               | -         | 1              | 1         | 1            | 1         |
| [120] Tomo                | -               | -         | 1              | 1         | 1            | 1         |
| [130] Ujungjaya           | -               | -         | 1              | 1         | 1            | 1         |
| [140] Conggeang           | -               | -         | 1              | 1         | 1            | 1         |
| [150] Paseh               | -               | -         | 3              | 3         | 3            | 3         |
| [160] Cimalaka            | -               | -         | 4              | 4         | 4            | 4         |
| [161] Cisarua             | -               | -         | -              | -         | -            | -         |
| [170] Tanjungkerta        | -               | -         | 6              | 6         | 6            | 6         |
| [171] Tanjungsari         | -               | -         | 4              | 4         | 4            | 4         |
| [180] Buahdua             | -               | -         | 1              | 1         | 1            | 1         |
| [181] Surian              | -               | -         | -              | -         | -            | -         |
| <b>Kabupaten Sumedang</b> | <b>2</b>        | <b>2</b>  | <b>62</b>      | <b>62</b> | <b>64</b>    | <b>64</b> |

Lanjutan Tabel/Continued Table 4.1.4

| Kecamatan<br>Subdistrict  | Guru/Teachers |           |                |            |              |            |
|---------------------------|---------------|-----------|----------------|------------|--------------|------------|
|                           | Negeri/Public |           | Swasta/Private |            | Jumlah/Total |            |
|                           | 2021/2022     | 2022/2023 | 2021/2022      | 2022/2023  | 2021/2022    | 2022/2023  |
| (1)                       | (8)           | (9)       | (10)           | (11)       | (12)         | (13)       |
| [010] Jatinangor          | -             | -         | 120            | 113        | 120          | 113        |
| [020] Cimanggung          | -             | -         | 34             | 32         | 34           | 32         |
| [030] Tanjungsari         | -             | -         | 70             | 68         | 70           | 68         |
| [031] Sukasari            | -             | -         | 18             | 18         | 18           | 18         |
| [032] Pamulihan           | -             | -         | 53             | 49         | 53           | 49         |
| [040] Rancakalong         | -             | -         | -              | -          | -            | -          |
| [050] Sumedang Selatan    | 17            | 15        | -              | -          | 17           | 15         |
| [060] Sumedang Utara      | -             | -         | 87             | 75         | 87           | 75         |
| [061] Ganeas              | -             | -         | 21             | 21         | 21           | 21         |
| [070] Situraja            | -             | -         | 9              | 12         | 9            | 12         |
| [071] Cisitu              | -             | -         | 9              | 8          | 9            | 8          |
| [080] Darmaraja           | -             | -         | 17             | 17         | 17           | 17         |
| [090] Cibugel             | -             | -         | -              | -          | -            | -          |
| [100] Wado                | 23            | 23        | 31             | 30         | 54           | 53         |
| [101] Jatinunggal         | -             | -         | 33             | 27         | 33           | 27         |
| [111] Jatigede            | -             | -         | 11             | 11         | 11           | 11         |
| [120] Tomo                | -             | -         | 8              | 8          | 8            | 8          |
| [130] Ujungjaya           | -             | -         | 13             | 12         | 13           | 12         |
| [140] Conggeang           | -             | -         | 10             | 9          | 10           | 9          |
| [150] Paseh               | -             | -         | 37             | 35         | 37           | 35         |
| [160] Cimalaka            | -             | -         | 33             | 30         | 33           | 30         |
| [161] Cisarua             | -             | -         | -              | -          | -            | -          |
| [170] Tanjungkerta        | -             | -         | 53             | 45         | 53           | 45         |
| [171] Tanjungsmedar       | -             | -         | 42             | 40         | 42           | 40         |
| [180] Buahdua             | -             | -         | 15             | 13         | 15           | 13         |
| [181] Surian              | -             | -         | -              | -          | -            | -          |
| <b>Kabupaten Sumedang</b> | <b>40</b>     | <b>38</b> | <b>724</b>     | <b>673</b> | <b>764</b>   | <b>711</b> |

Lanjutan Tabel/*Continued Table 4.1.4*

| Kecamatan<br>Subdistrict  | Murid/Students |            |                |              |               |               |
|---------------------------|----------------|------------|----------------|--------------|---------------|---------------|
|                           | Negeri/Public  |            | Swasta/Private |              | Jumlah/Total  |               |
|                           | 2021/2022      | 2022/2023  | 2021/2022      | 2022/2023    | 2021/2022     | 2022/2023     |
| (1)                       | (14)           | (15)       | (16)           | (17)         | (18)          | (19)          |
| [010] Jatinangor          | -              | -          | 1 992          | 1 990        | 1 992         | 1 990         |
| [020] Cimanggung          | -              | -          | 390            | 390          | 390           | 390           |
| [030] Tanjungsari         | -              | -          | 1 092          | 1 093        | 1 092         | 1 093         |
| [031] Sukasari            | -              | -          | 418            | 418          | 418           | 418           |
| [032] Pamulihan           | -              | -          | 784            | 784          | 784           | 784           |
| [040] Rancakalong         | -              | -          | -              | -            | -             | -             |
| [050] Sumedang Selatan    | 265            | 265        | -              | -            | 265           | 265           |
| [060] Sumedang Utara      | -              | -          | 1 360          | 1 360        | 1 360         | 1 360         |
| [061] Ganeas              | -              | -          | 254            | 254          | 254           | 254           |
| [070] Situraja            | -              | -          | 46             | 46           | 46            | 46            |
| [071] Cisitu              | -              | -          | 81             | 81           | 81            | 81            |
| [080] Darmaraja           | -              | -          | 181            | 182          | 181           | 182           |
| [090] Cibugel             | -              | -          | -              | -            | -             | -             |
| [100] Wado                | 227            | 227        | 332            | 332          | 559           | 559           |
| [101] Jatinunggal         | -              | -          | 264            | 263          | 264           | 263           |
| [111] Jatigede            | -              | -          | 111            | 111          | 111           | 111           |
| [120] Tomo                | -              | -          | 55             | 55           | 55            | 55            |
| [130] Ujungjaya           | -              | -          | 264            | 264          | 264           | 264           |
| [140] Conggeang           | -              | -          | 147            | 147          | 147           | 147           |
| [150] Paseh               | -              | -          | 423            | 423          | 423           | 423           |
| [160] Cimalaka            | -              | -          | 342            | 342          | 342           | 342           |
| [161] Cisarua             | -              | -          | -              | -            | -             | -             |
| [170] Tanjungkerta        | -              | -          | 568            | 568          | 568           | 568           |
| [171] Tanjungmedar        | -              | -          | 527            | 527          | 527           | 527           |
| [180] Buahdua             | -              | -          | 210            | 210          | 210           | 210           |
| [181] Surian              | -              | -          | -              | -            | -             | -             |
| <b>Kabupaten Sumedang</b> | <b>492</b>     | <b>492</b> | <b>9 841</b>   | <b>9 840</b> | <b>10 333</b> | <b>10 332</b> |

Catatan/Note: ....

Sumber/Source: Kementerian Agama, Data Semester Ganjil/Ministry of Religious Affairs, Odd Semester Data

**Tabel**  
**Table** 4.1.5

**Jumlah Sekolah, Guru, dan Murid Sekolah Menengah Pertama (SMP) di Bawah Kementerian Pendidikan dan Kebudayaan Menurut Kecamatan di Kabupaten Sumedang, 2021/2022 dan 2022/2023**  
**Number of Schools, Teachers, and Pupils in Junior High Schools Under The Ministry of Education and Culture by Subdistrict in Sumedang Regency, 2021/2022 and 2022/2023**

| Kecamatan<br>Subdistrict  | Sekolah/Schools |           |                |           |              |            |
|---------------------------|-----------------|-----------|----------------|-----------|--------------|------------|
|                           | Negeri/Public   |           | Swasta/Private |           | Jumlah/Total |            |
|                           | 2021/2022       | 2022/2023 | 2021/2022      | 2022/2023 | 2021/2022    | 2022/2023  |
| (1)                       | (2)             | (3)       | (4)            | (5)       | (6)          | (7)        |
| [010] Jatinangor          | 4               | 4         | 10             | 10        | 14           | 14         |
| [020] Cimanggung          | 3               | 3         | 8              | 8         | 11           | 11         |
| [030] Tanjungsari         | 3               | 3         | 10             | 10        | 13           | 13         |
| [031] Sukasari            | 1               | 1         | 2              | 2         | 3            | 3          |
| [032] Pamulihan           | 5               | 5         | 3              | 3         | 8            | 8          |
| [040] Rancakalong         | 3               | 3         | 2              | 2         | 5            | 5          |
| [050] Sumedang Selatan    | 6               | 6         | 4              | 4         | 10           | 10         |
| [060] Sumedang Utara      | 4               | 4         | 1              | 1         | 5            | 5          |
| [061] Ganeas              | 2               | 2         | -              | -         | 2            | 2          |
| [070] Situraja            | 4               | 4         | -              | -         | 4            | 4          |
| [071] Cisitu              | 3               | 3         | -              | -         | 3            | 3          |
| [080] Darmaraja           | 2               | 2         | 1              | 1         | 3            | 3          |
| [090] Cibugel             | 3               | 3         | -              | -         | 3            | 3          |
| [100] Wado                | 5               | 5         | 1              | 1         | 6            | 6          |
| [101] Jatinunggal         | 3               | 3         | 1              | 1         | 4            | 4          |
| [111] Jatigede            | 3               | 3         | 1              | 1         | 4            | 4          |
| [120] Tomo                | 2               | 2         | -              | -         | 2            | 2          |
| [130] Ujungjaya           | 2               | 2         | -              | -         | 2            | 2          |
| [140] Conggeang           | 2               | 2         | 1              | 1         | 3            | 3          |
| [150] Paseh               | 2               | 2         | -              | -         | 2            | 2          |
| [160] Cimalaka            | 3               | 3         | 1              | 1         | 4            | 4          |
| [161] Cisarua             | 1               | 1         | -              | -         | 1            | 1          |
| [170] Tanjungkerta        | 2               | 2         | 2              | 2         | 4            | 4          |
| [171] Tanjungmedar        | 1               | 1         | -              | -         | 1            | 1          |
| [180] Buahdua             | 2               | 2         | 2              | 2         | 4            | 4          |
| [181] Surian              | 1               | 1         | -              | -         | 1            | 1          |
| <b>Kabupaten Sumedang</b> | <b>72</b>       | <b>72</b> | <b>50</b>      | <b>50</b> | <b>122</b>   | <b>122</b> |



Lanjutan Tabel/Continued Table 4.1.5

| Kecamatan<br>Subdistrict  | Guru <sup>1</sup> /Teachers <sup>1</sup> |              |                |            |              |              |
|---------------------------|--|--------------|----------------|------------|--------------|--------------|
|                           | Negeri/Public                            |              | Swasta/Private |            | Jumlah/Total |              |
|                           | 2021/2022                                | 2022/2023    | 2021/2022      | 2022/2023  | 2021/2022    | 2022/2023    |
| (1)                       | (8)                                      | (9)          | (10)           | (11)       | (12)         | (13)         |
| [010] Jatinangor          | 143                                      | 143          | 170            | 170        | 313          | 313          |
| [020] Cimanggung          | 87                                       | 87           | 112            | 112        | 199          | 199          |
| [030] Tanjungsari         | 114                                      | 114          | 88             | 88         | 202          | 202          |
| [031] Sukasari            | 31                                       | 31           | 14             | 14         | 45           | 45           |
| [032] Pamulihan           | 105                                      | 105          | 17             | 17         | 122          | 122          |
| [040] Rancakalong         | 88                                       | 88           | 13             | 13         | 101          | 101          |
| [050] Sumedang Selatan    | 230                                      | 230          | 43             | 43         | 273          | 273          |
| [060] Sumedang Utara      | 166                                      | 166          | 8              | 8          | 174          | 174          |
| [061] Ganeas              | 40                                       | 40           | -              | -          | 40           | 40           |
| [070] Situraja            | 122                                      | 122          | -              | -          | 122          | 122          |
| [071] Cisitu              | 82                                       | 82           | -              | -          | 82           | 82           |
| [080] Darmaraja           | 74                                       | 74           | 1              | 1          | 75           | 75           |
| [090] Cibugel             | 56                                       | 56           | -              | -          | 56           | 56           |
| [100] Wado                | 108                                      | 108          | 7              | 7          | 115          | 115          |
| [101] Jatinunggal         | 74                                       | 74           | 12             | 12         | 86           | 86           |
| [111] Jatigede            | 55                                       | 55           | 10             | 10         | 65           | 65           |
| [120] Tomo                | 48                                       | 48           | -              | -          | 48           | 48           |
| [130] Ujungjaya           | 49                                       | 49           | -              | -          | 49           | 49           |
| [140] Conggeang           | 61                                       | 61           | 6              | 6          | 67           | 67           |
| [150] Paseh               | 65                                       | 65           | -              | -          | 65           | 65           |
| [160] Cimalaka            | 114                                      | 114          | 9              | 9          | 123          | 123          |
| [161] Cisarua             | 28                                       | 28           | -              | -          | 28           | 28           |
| [170] Tanjungkerta        | 61                                       | 61           | 21             | 21         | 82           | 82           |
| [171] Tanjungmedar        | 24                                       | 24           | -              | -          | 24           | 24           |
| [180] Buahdua             | 57                                       | 57           | 23             | 23         | 80           | 80           |
| [181] Surian              | 20                                       | 20           | -              | -          | 20           | 20           |
| <b>Kabupaten Sumedang</b> | <b>2 102</b>                             | <b>2 102</b> | <b>554</b>     | <b>554</b> | <b>2 656</b> | <b>2 656</b> |

Lanjutan Tabel/Continued Table 4.1.5

| Kecamatan<br>Subdistrict  | Murid/Students |               |                |              |               |               |
|---------------------------|----------------|---------------|----------------|--------------|---------------|---------------|
|                           | Negeri/Public  |               | Swasta/Private |              | Jumlah/Total  |               |
|                           | 2021/2022      | 2022/2023     | 2021/2022      | 2022/2023    | 2021/2022     | 2022/2023     |
| (1)                       | (14)           | (15)          | (16)           | (17)         | (18)          | (19)          |
| [010] Jatinangor          | 2 713          | 2 713         | 2 718          | 2 718        | 5 431         | 5 431         |
| [020] Cimanggung          | 1 606          | 1 606         | 1 989          | 1 989        | 3 595         | 3 595         |
| [030] Tanjungsari         | 2 419          | 2 419         | 877            | 877          | 3 296         | 3 296         |
| [031] Sukasari            | 631            | 631           | 169            | 169          | 800           | 800           |
| [032] Pamulihan           | 1 471          | 1 471         | 345            | 345          | 1 816         | 1 816         |
| [040] Rancakalong         | 1 311          | 1 311         | 188            | 188          | 1 499         | 1 499         |
| [050] Sumedang Selatan    | 4 174          | 4 174         | 597            | 597          | 4 771         | 4 771         |
| [060] Sumedang Utara      | 2 853          | 2 853         | 12             | 12           | 2 865         | 2 865         |
| [061] Ganeas              | 504            | 504           | -              | -            | 504           | 504           |
| [070] Situraja            | 1 886          | 1 886         | -              | -            | 1 886         | 1 886         |
| [071] Cisitu              | 1 084          | 1 084         | -              | -            | 1 084         | 1 084         |
| [080] Darmaraja           | 1 527          | 1 527         | 7              | 7            | 1 534         | 1 534         |
| [090] Cibugel             | 730            | 730           | -              | -            | 730           | 730           |
| [100] Wado                | 1 449          | 1 449         | 84             | 84           | 1 533         | 1 533         |
| [101] Jatinunggal         | 980            | 980           | 341            | 341          | 1 321         | 1 321         |
| [111] Jatigede            | 639            | 639           | 102            | 102          | 741           | 741           |
| [120] Tomo                | 816            | 816           | -              | -            | 816           | 816           |
| [130] Ujungjaya           | 693            | 693           | -              | -            | 693           | 693           |
| [140] Conggeang           | 815            | 815           | 27             | 27           | 842           | 842           |
| [150] Paseh               | 891            | 891           | -              | -            | 891           | 891           |
| [160] Cimalaka            | 1 867          | 1 867         | 70             | 70           | 1 937         | 1 937         |
| [161] Cisarua             | 331            | 331           | -              | -            | 331           | 331           |
| [170] Tanjungkerta        | 986            | 986           | 459            | 459          | 1 445         | 1 445         |
| [171] Tanjungmedar        | 275            | 275           | -              | -            | 275           | 275           |
| [180] Buahdua             | 829            | 829           | 297            | 297          | 1 126         | 1 126         |
| [181] Surian              | 205            | 205           | -              | -            | 205           | 205           |
| <b>Kabupaten Sumedang</b> | <b>33 685</b>  | <b>33 685</b> | <b>8 282</b>   | <b>8 282</b> | <b>41 967</b> | <b>41 967</b> |

Catatan/Note: <sup>1</sup> Jumlah guru termasuk kepala sekolah dan guru/The total of teachers including headmaster and teacher

Sumber/Source: Kementerian Pendidikan dan Kebudayaan, Data Semester Ganjil/Ministry of Educations and Culture, Odd Semester Data

**Tabel**  
**Table** 4.1.6

**Jumlah Sekolah, Guru, dan Murid Madrasah Tsanawiyah (MTs) di Bawah Kementerian Agama Menurut Kecamatan di Kabupaten Sumedang, 2021/2022 dan 2022/2023**  
**Number of Schools, Teachers, and Pupils in Madrasah Tsanawiyah (MTs) Under The Ministry of Religious Affairs by Subdistrict in Sumedang Regency, 2021/2022 and 2022/2023**

| Kecamatan<br>Subdistrict  | Sekolah/Schools |           |                |           |              |           |
|---------------------------|-----------------|-----------|----------------|-----------|--------------|-----------|
|                           | Negeri/Public   |           | Swasta/Private |           | Jumlah/Total |           |
|                           | 2021/2022       | 2022/2023 | 2021/2022      | 2022/2023 | 2021/2022    | 2022/2023 |
| (1)                       | (2)             | (3)       | (4)            | (5)       | (6)          | (7)       |
| [010] Jatinangor          | -               | -         | 3              | 3         | 3            | 3         |
| [020] Cimanggung          | -               | -         | 2              | 2         | 2            | 2         |
| [030] Tanjungsari         | -               | -         | 8              | 8         | 8            | 8         |
| [031] Sukasari            | -               | -         | 2              | 2         | 2            | 2         |
| [032] Pamulihan           | 1               | 1         | 5              | 5         | 6            | 6         |
| [040] Rancakalong         | -               | -         | 2              | 2         | 2            | 2         |
| [050] Sumedang Selatan    | -               | -         | 5              | 5         | 5            | 5         |
| [060] Sumedang Utara      | -               | -         | 6              | 6         | 6            | 6         |
| [061] Ganeas              | -               | -         | 1              | 1         | 1            | 1         |
| [070] Situraja            | 1               | 1         | 2              | 2         | 3            | 3         |
| [071] Cisitu              | -               | -         | 1              | 1         | 1            | 1         |
| [080] Darmaraja           | -               | -         | 3              | 3         | 3            | 3         |
| [090] Cibugel             | -               | -         | 2              | 2         | 2            | 2         |
| [100] Wado                | 1               | 1         | 2              | 2         | 3            | 3         |
| [101] Jatinunggal         | 1               | 1         | 3              | 3         | 4            | 4         |
| [111] Jatigede            | -               | -         | -              | -         | -            | -         |
| [120] Tomo                | 1               | 1         | -              | -         | 1            | 1         |
| [130] Ujungjaya           | 1               | 1         | 1              | 1         | 2            | 2         |
| [140] Conggeang           | -               | -         | 3              | 3         | 3            | 3         |
| [150] Paseh               | -               | -         | 4              | 4         | 4            | 4         |
| [160] Cimalaka            | 1               | 1         | 3              | 3         | 4            | 4         |
| [161] Cisarua             | -               | -         | 2              | 2         | 2            | 2         |
| [170] Tanjungkerta        | -               | -         | 4              | 4         | 4            | 4         |
| [171] Tanjungsari         | -               | -         | 4              | 4         | 4            | 4         |
| [180] Buahdua             | 1               | 1         | 1              | 1         | 2            | 2         |
| [181] Surian              | -               | -         | 1              | 1         | 1            | 1         |
| <b>Kabupaten Sumedang</b> | <b>8</b>        | <b>8</b>  | <b>70</b>      | <b>70</b> | <b>78</b>    | <b>78</b> |

Lanjutan Tabel/Continued Table 4.1.6

| Kecamatan<br>Subdistrict  | Guru/Teachers |            |                |            |              |              |
|---------------------------|---------------|------------|----------------|------------|--------------|--------------|
|                           | Negeri/Public |            | Swasta/Private |            | Jumlah/Total |              |
|                           | 2021/2022     | 2022/2023  | 2021/2022      | 2022/2023  | 2021/2022    | 2022/2023    |
| (1)                       | (8)           | (9)        | (10)           | (11)       | (12)         | (13)         |
| [010] Jatinangor          | -             | -          | 86             | 85         | 86           | 85           |
| [020] Cimanggung          | -             | -          | 42             | 39         | 42           | 39           |
| [030] Tanjungsari         | -             | -          | 115            | 110        | 115          | 110          |
| [031] Sukasari            | -             | -          | 39             | 39         | 39           | 39           |
| [032] Pamulihan           | 34            | 31         | 63             | 61         | 97           | 92           |
| [040] Rancakalong         | -             | -          | 28             | 26         | 28           | 26           |
| [050] Sumedang Selatan    | -             | -          | 61             | 58         | 61           | 58           |
| [060] Sumedang Utara      | -             | -          | 84             | 75         | 84           | 75           |
| [061] Ganeas              | -             | -          | 17             | 17         | 17           | 17           |
| [070] Situraja            | 34            | 26         | 27             | 16         | 61           | 42           |
| [071] Cisitu              | -             | -          | 9              | 6          | 9            | 6            |
| [080] Darmaraja           | -             | -          | 33             | 29         | 33           | 29           |
| [090] Cibugel             | -             | -          | 34             | 31         | 34           | 31           |
| [100] Wado                | 16            | 16         | 25             | 20         | 41           | 36           |
| [101] Jatinunggal         | 39            | 9          | 42             | 39         | 81           | 48           |
| [111] Jatigede            | -             | -          | -              | -          | -            | -            |
| [120] Tomo                | 29            | 19         | -              | -          | 29           | 19           |
| [130] Ujungjaya           | 43            | 43         | 10             | 5          | 53           | 48           |
| [140] Conggeang           | -             | -          | 46             | 33         | 46           | 33           |
| [150] Paseh               | -             | -          | 58             | 54         | 58           | 54           |
| [160] Cimalaka            | 56            | 54         | 55             | 50         | 111          | 104          |
| [161] Cisarua             | -             | -          | 29             | 29         | 29           | 29           |
| [170] Tanjungkerta        | -             | -          | 82             | 74         | 82           | 74           |
| [171] Tanjungsari         | -             | -          | 47             | 42         | 47           | 42           |
| [180] Buahdua             | 33            | 31         | 14             | 12         | 47           | 43           |
| [181] Surian              | -             | -          | 9              | 9          | 9            | 9            |
| <b>Kabupaten Sumedang</b> | <b>284</b>    | <b>229</b> | <b>1 055</b>   | <b>959</b> | <b>1 339</b> | <b>1 188</b> |

Lanjutan Tabel/*Continued Table 4.1.6*

| Kecamatan<br>Subdistrict  | Murid/Students |              |                |               |               |               |
|---------------------------|----------------|--------------|----------------|---------------|---------------|---------------|
|                           | Negeri/Public  |              | Swasta/Private |               | Jumlah/Total  |               |
|                           | 2021/2022      | 2022/2023    | 2021/2022      | 2022/2023     | 2021/2022     | 2022/2023     |
| (1)                       | (14)           | (15)         | (16)           | (17)          | (18)          | (19)          |
| [010] Jatinangor          | -              | -            | 1 329          | 1 330         | 1 329         | 1 330         |
| [020] Cimanggung          | -              | -            | 626            | 626           | 626           | 626           |
| [030] Tanjungsari         | -              | -            | 1 340          | 1 338         | 1 340         | 1 338         |
| [031] Sukasari            | -              | -            | 407            | 407           | 407           | 407           |
| [032] Pamulihan           | 390            | 390          | 631            | 631           | 1 021         | 1 021         |
| [040] Rancakalong         | -              | -            | 133            | 133           | 133           | 133           |
| [050] Sumedang Selatan    | -              | -            | 472            | 472           | 472           | 472           |
| [060] Sumedang Utara      | -              | -            | 805            | 804           | 805           | 804           |
| [061] Ganeas              | -              | -            | 311            | 311           | 311           | 311           |
| [070] Situraja            | 405            | 407          | 165            | 162           | 570           | 569           |
| [071] Cisitu              | -              | -            | 14             | 14            | 14            | 14            |
| [080] Darmaraja           | -              | -            | 304            | 305           | 304           | 305           |
| [090] Cibugel             | -              | -            | 163            | 163           | 163           | 163           |
| [100] Wado                | 113            | 112          | 172            | 172           | 285           | 284           |
| [101] Jatinunggal         | 501            | 505          | 323            | 319           | 824           | 824           |
| [111] Jatigede            | -              | -            | -              | -             | -             | -             |
| [120] Tomo                | 185            | 185          | -              | -             | 185           | 185           |
| [130] Ujungjaya           | 667            | 667          | 88             | 88            | 755           | 755           |
| [140] Conggeang           | -              | -            | 436            | 437           | 436           | 437           |
| [150] Paseh               | -              | -            | 422            | 422           | 422           | 422           |
| [160] Cimalaka            | 830            | 829          | 302            | 305           | 1 132         | 1 134         |
| [161] Cisarua             | -              | -            | 218            | 219           | 218           | 219           |
| [170] Tanjungkerta        | -              | -            | 1 245          | 1 242         | 1 245         | 1 242         |
| [171] Tanjungmedar        | -              | -            | 492            | 490           | 492           | 490           |
| [180] Buahdua             | 260            | 263          | 239            | 236           | 499           | 499           |
| [181] Surian              | -              | -            | -              | 1             | -             | 1             |
| <b>Kabupaten Sumedang</b> | <b>3 351</b>   | <b>3 358</b> | <b>10 637</b>  | <b>10 627</b> | <b>13 988</b> | <b>13 985</b> |

Catatan/Note: ....

Sumber/Source: Kementerian Agama, Data Semester Ganjil/Ministry of Religious Affairs, Odd Semester Data

**Tabel**  
**Table** 4.1.7**Jumlah Sekolah, Guru, dan Murid Sekolah Menengah Atas (SMA) di Bawah Kementerian Pendidikan dan Kebudayaan Menurut Kecamatan di Kabupaten Sumedang, 2021/2022 dan 2022/2023****Number of Schools, Teachers, and Pupils in Senior High Schools Under The Ministry of Education and Culture by Subdistrict in Sumedang Regency, 2021/2022 and 2022/2023**

| Kecamatan<br>Subdistrict  | Sekolah/Schools |           |                |           |              |           |
|---------------------------|-----------------|-----------|----------------|-----------|--------------|-----------|
|                           | Negeri/Public   |           | Swasta/Private |           | Jumlah/Total |           |
|                           | 2021/2022       | 2022/2023 | 2021/2022      | 2022/2023 | 2021/2022    | 2022/2023 |
| (1)                       | (2)             | (3)       | (4)            | (5)       | (6)          | (7)       |
| [010] Jatinangor          | 1               | 1         | 4              | 4         | 5            | 5         |
| [020] Cimanggung          | 1               | 1         | 2              | 2         | 3            | 3         |
| [030] Tanjungsari         | 1               | 1         | 4              | 4         | 5            | 5         |
| [031] Sukasari            | -               | -         | -              | -         | -            | -         |
| [032] Pamulihan           | -               | -         | 1              | 1         | 1            | 1         |
| [040] Rancakalong         | 1               | 1         | -              | -         | 1            | 1         |
| [050] Sumedang Selatan    | 1               | 1         | 1              | 1         | 2            | 2         |
| [060] Sumedang Utara      | 2               | 2         | -              | -         | 2            | 2         |
| [061] Ganeas              | -               | -         | -              | -         | -            | -         |
| [070] Situraja            | 1               | 1         | 2              | 2         | 3            | 3         |
| [071] Cisitu              | -               | -         | -              | -         | -            | -         |
| [080] Darmaraja           | 1               | 1         | -              | -         | 1            | 1         |
| [090] Cibugel             | -               | -         | -              | -         | -            | -         |
| [100] Wado                | -               | -         | -              | -         | -            | -         |
| [101] Jatinunggal         | 1               | 1         | -              | -         | 1            | 1         |
| [111] Jatigede            | -               | -         | -              | -         | -            | -         |
| [120] Tomo                | 1               | 1         | -              | -         | 1            | 1         |
| [130] Ujungjaya           | -               | -         | -              | -         | -            | -         |
| [140] Conggeang           | 1               | 1         | -              | -         | 1            | 1         |
| [150] Paseh               | -               | -         | -              | -         | -            | -         |
| [160] Cimalaka            | 2               | 2         | -              | -         | 2            | 2         |
| [161] Cisarua             | -               | -         | -              | -         | -            | -         |
| [170] Tanjungkerta        | 1               | 1         | -              | -         | 1            | 1         |
| [171] Tanjungmedar        | -               | -         | -              | -         | -            | -         |
| [180] Buahdua             | -               | -         | -              | -         | -            | -         |
| [181] Surian              | -               | -         | -              | -         | -            | -         |
| <b>Kabupaten Sumedang</b> | <b>15</b>       | <b>15</b> | <b>14</b>      | <b>14</b> | <b>29</b>    | <b>29</b> |

Lanjutan Tabel/Continued Table 4.1.7

| Kecamatan<br>Subdistrict  | Guru <sup>1</sup> /Teachers <sup>1</sup> |            |                |            |              |            |
|---------------------------|--|------------|----------------|------------|--------------|------------|
|                           | Negeri/Public                            |            | Swasta/Private |            | Jumlah/Total |            |
|                           | 2021/2022                                | 2022/2023  | 2021/2022      | 2022/2023  | 2021/2022    | 2022/2023  |
| (1)                       | (8)                                      | (9)        | (10)           | (11)       | (12)         | (13)       |
| [010] Jatinangor          | 53                                       | 53         | 93             | 93         | 146          | 146        |
| [020] Cimanggung          | 49                                       | 49         | 32             | 32         | 81           | 81         |
| [030] Tanjungsari         | 52                                       | 52         | 57             | 57         | 109          | 109        |
| [031] Sukasari            | -  | -          | -              | -          | -            | -          |
| [032] Pamulihan           | -  | -          | 9              | 9          | 9            | 9          |
| [040] Rancakalong         | 26                                       | 26         | -              | -          | 26           | 26         |
| [050] Sumedang Selatan    | 66                                       | 66         | 4              | 4          | 70           | 70         |
| [060] Sumedang Utara      | 118                                      | 118        | -              | -          | 118          | 118        |
| [061] Ganeas              | -  | -          | -              | -          | -            | -          |
| [070] Situraja            | 52                                       | 52         | 14             | 14         | 66           | 66         |
| [071] Cisitu              | -  | -          | -              | -          | -            | -          |
| [080] Darmaraja           | 44                                       | 44         | -              | -          | 44           | 44         |
| [090] Cibugel             | -  | -          | -              | -          | -            | -          |
| [100] Wado                | -  | -          | -              | -          | -            | -          |
| [101] Jatinunggal         | 41                                       | 41         | -              | -          | 41           | 41         |
| [111] Jatigede            | -  | -          | -              | -          | -            | -          |
| [120] Tomo                | 32                                       | 32         | -              | -          | 32           | 32         |
| [130] Ujungjaya           | -  | -          | -              | -          | -            | -          |
| [140] Conggeang           | 34                                       | 34         | -              | -          | 34           | 34         |
| [150] Paseh               | -  | -          | -              | -          | -            | -          |
| [160] Cimalaka            | 89                                       | 89         | -              | -          | 89           | 89         |
| [161] Cisarua             | -  | -          | -              | -          | -            | -          |
| [170] Tanjungkerta        | 32                                       | 32         | -              | -          | 32           | 32         |
| [171] Tanjungmedar        | -  | -          | -              | -          | -            | -          |
| [180] Buahdua             | -  | -          | -              | -          | -            | -          |
| [181] Surian              | -  | -          | -              | -          | -            | -          |
| <b>Kabupaten Sumedang</b> | <b>688</b>                               | <b>688</b> | <b>209</b>     | <b>209</b> | <b>897</b>   | <b>897</b> |

Lanjutan Tabel/Continued Table 4.1.7

| Kecamatan<br>Subdistrict  | Murid/Students |               |                |              |               |               |
|---------------------------|----------------|---------------|----------------|--------------|---------------|---------------|
|                           | Negeri/Public  |               | Swasta/Private |              | Jumlah/Total  |               |
|                           | 2021/2022      | 2022/2023     | 2021/2022      | 2022/2023    | 2021/2022     | 2022/2023     |
| (1)                       | (14)           | (15)          | (16)           | (17)         | (18)          | (19)          |
| [010] Jatinangor          | 1 292          | 1 292         | 1 664          | 1 664        | 2 956         | 2 956         |
| [020] Cimanggung          | 1 213          | 1 213         | 721            | 721          | 1 934         | 1 934         |
| [030] Tanjungsari         | 1 274          | 1 274         | 1 007          | 1 007        | 2 281         | 2 281         |
| [031] Sukasari            | -              | -             | -              | -            | -             | -             |
| [032] Pamulihan           | -              | -             | 119            | 119          | 119           | 119           |
| [040] Rancakalong         | 448            | 448           | -              | -            | 448           | 448           |
| [050] Sumedang Selatan    | 1 273          | 1 273         | 92             | 92           | 1 365         | 1 365         |
| [060] Sumedang Utara      | 1 989          | 1 989         | -              | -            | 1 989         | 1 989         |
| [061] Ganeas              | -              | -             | -              | -            | -             | -             |
| [070] Situraja            | 1 071          | 1 071         | 107            | 107          | 1 178         | 1 178         |
| [071] Cisitu              | -              | -             | -              | -            | -             | -             |
| [080] Darmaraja           | 881            | 881           | -              | -            | 881           | 881           |
| [090] Cibugel             | -              | -             | -              | -            | -             | -             |
| [100] Wado                | -              | -             | -              | -            | -             | -             |
| [101] Jatinunggal         | 686            | 686           | -              | -            | 686           | 686           |
| [111] Jatigede            | -              | -             | -              | -            | -             | -             |
| [120] Tomo                | 633            | 633           | -              | -            | 633           | 633           |
| [130] Ujungjaya           | -              | -             | -              | -            | -             | -             |
| [140] Conggeang           | 588            | 588           | -              | -            | 588           | 588           |
| [150] Paseh               | -              | -             | -              | -            | -             | -             |
| [160] Cimalaka            | 1 565          | 1 565         | -              | -            | 1 565         | 1 565         |
| [161] Cisarua             | -              | -             | -              | -            | -             | -             |
| [170] Tanjungkerta        | 582            | 582           | -              | -            | 582           | 582           |
| [171] Tanjungmedar        | -              | -             | -              | -            | -             | -             |
| [180] Buahdua             | -              | -             | -              | -            | -             | -             |
| [181] Surian              | -              | -             | -              | -            | -             | -             |
| <b>Kabupaten Sumedang</b> | <b>13 495</b>  | <b>13 495</b> | <b>3 710</b>   | <b>3 710</b> | <b>17 205</b> | <b>17 205</b> |

Catatan/Note: <sup>1</sup> Jumlah guru termasuk kepala sekolah dan guru/The total of teachers including headmaster and teacher

Sumber/Source: Kementerian Pendidikan dan Kebudayaan, Data Semester Ganjil/Ministry of Educations and Culture, Odd Semester Data



**Tabel**  
**Table** 4.1.8

**Jumlah Sekolah, Guru, dan Murid Sekolah Menengah Kejuruan (SMK) di Bawah Kementerian Pendidikan dan Kebudayaan Menurut Kecamatan di Kabupaten Sumedang, 2021/2022 dan 2022/2023**  
**Number of Schools, Teachers, and Pupils in Vocational High Schools Under The Ministry of Education and Culture by Subdistrict in Sumedang Regency, 2021/2022 and 2022/2023**

| Kecamatan<br>Subdistrict  | Sekolah/Schools |           |                |           |              |           |
|---------------------------|-----------------|-----------|----------------|-----------|--------------|-----------|
|                           | Negeri/Public   |           | Swasta/Private |           | Jumlah/Total |           |
|                           | 2021/2022       | 2022/2023 | 2021/2022      | 2022/2023 | 2021/2022    | 2022/2023 |
| (1)                       | (2)             | (3)       | (4)            | (5)       | (6)          | (7)       |
| [010] Jatinangor          | -               | -         | 7              | 7         | 7            | 7         |
| [020] Cimanggung          | -               | -         | 6              | 6         | 6            | 6         |
| [030] Tanjungsari         | 1               | 1         | 7              | 7         | 8            | 8         |
| [031] Sukasari            | 1               | 1         | 1              | 1         | 2            | 2         |
| [032] Pamulihan           | -               | -         | 3              | 3         | 3            | 3         |
| [040] Rancakalong         | -               | -         | 3              | 3         | 3            | 3         |
| [050] Sumedang Selatan    | -               | -         | 6              | 5         | 6            | 5         |
| [060] Sumedang Utara      | 2               | 2         | 18             | 20        | 20           | 22        |
| [061] Ganeas              | -               | -         | -              | -         | -            | -         |
| [070] Situraja            | 1               | 1         | 6              | 6         | 7            | 7         |
| [071] Cisitu              | -               | -         | -              | -         | -            | -         |
| [080] Darmaraja           | -               | -         | 2              | 2         | 2            | 2         |
| [090] Cibugel             | -               | -         | 2              | 2         | 2            | 2         |
| [100] Wado                | -               | -         | 3              | 2         | 3            | 2         |
| [101] Jatinunggal         | -               | -         | 5              | 5         | 5            | 5         |
| [111] Jatigede            | -               | -         | -              | -         | -            | -         |
| [120] Tomo                | -               | -         | 1              | 1         | 1            | 1         |
| [130] Ujungjaya           | -               | -         | 2              | 2         | 2            | 2         |
| [140] Conggeang           | -               | -         | 1              | 1         | 1            | 1         |
| [150] Paseh               | -               | -         | 1              | 1         | 1            | 1         |
| [160] Cimalaka            | 1               | 1         | 2              | 2         | 3            | 3         |
| [161] Cisarua             | -               | -         | -              | -         | -            | -         |
| [170] Tanjungkerta        | -               | -         | 2              | 2         | 2            | 2         |
| [171] Tanjungsmedar       | -               | -         | 2              | 2         | 2            | 2         |
| [180] Buahdua             | 1               | 1         | -              | -         | 1            | 1         |
| [181] Surian              | -               | -         | 2              | 2         | 2            | 2         |
| <b>Kabupaten Sumedang</b> | <b>7</b>        | <b>7</b>  | <b>82</b>      | <b>82</b> | <b>89</b>    | <b>89</b> |

Lanjutan Tabel/Continued Table 4.1.8

| Kecamatan<br>Subdistrict  | Guru <sup>1</sup> /Teachers <sup>1</sup> |            |                |              |              |              |
|---------------------------|--|------------|----------------|--------------|--------------|--------------|
|                           | Negeri/Public                            |            | Swasta/Private |              | Jumlah/Total |              |
|                           | 2021/2022                                | 2022/2023  | 2021/2022      | 2022/2023    | 2021/2022    | 2022/2023    |
| (1)                       | (8)                                      | (9)        | (10)           | (11)         | (12)         | (13)         |
| [010] Jatinangor          | -  | -          | 111            | 101          | 111          | 101          |
| [020] Cimanggung          | -  | -          | 83             | 87           | 83           | 87           |
| [030] Tanjungsari         | 70                                       | 68         | 147            | 119          | 217          | 187          |
| [031] Sukasari            | 24                                       | 34         | 18             | 11           | 42           | 45           |
| [032] Pamulihan           | -  | -          | 26             | 21           | 26           | 21           |
| [040] Rancakalong         | -  | -          | 46             | 39           | 46           | 39           |
| [050] Sumedang Selatan    | -  | -          | 99             | 72           | 99           | 72           |
| [060] Sumedang Utara      | 180                                      | 195        | 425            | 376          | 605          | 571          |
| [061] Ganeas              | -  | -          | -              | -            | -            | -            |
| [070] Situraja            | 57                                       | 71         | 96             | 94           | 153          | 165          |
| [071] Cisitu              | -  | -          | -              | -            | -            | -            |
| [080] Darmaraja           | -  | -          | 56             | 46           | 56           | 46           |
| [090] Cibugel             | -  | -          | 25             | 22           | 25           | 22           |
| [100] Wado                | -  | -          | 40             | 29           | 40           | 29           |
| [101] Jatinunggal         | -  | -          | 57             | 62           | 57           | 62           |
| [111] Jatigede            | -  | -          | -              | -            | -            | -            |
| [120] Tomo                | -  | -          | 10             | 8            | 10           | 8            |
| [130] Ujungjaya           | -  | -          | 47             | 45           | 47           | 45           |
| [140] Conggeang           | -  | -          | 12             | 8            | 12           | 8            |
| [150] Paseh               | -  | -          | 12             | 14           | 12           | 14           |
| [160] Cimalaka            | 23                                       | 20         | 24             | 30           | 47           | 50           |
| [161] Cisarua             | -  | -          | -              | -            | -            | -            |
| [170] Tanjungkerta        | -  | -          | 17             | 27           | 17           | 27           |
| [171] Tanjungmedar        | -  | -          | 18             | 17           | 18           | 17           |
| [180] Buahdua             | 50                                       | 60         | -              | -            | 50           | 60           |
| [181] Surian              | -  | -          | 13             | 12           | 13           | 12           |
| <b>Kabupaten Sumedang</b> | <b>404</b>                               | <b>448</b> | <b>1 382</b>   | <b>1 240</b> | <b>1 786</b> | <b>1 688</b> |

Lanjutan Tabel/Continued Table 4.1.8

| Kecamatan<br>Subdistrict  | Murid/Students |              |                |               |               |               |
|---------------------------|----------------|--------------|----------------|---------------|---------------|---------------|
|                           | Negeri/Public  |              | Swasta/Private |               | Jumlah/Total  |               |
|                           | 2021/2022      | 2022/2023    | 2021/2022      | 2022/2023     | 2021/2022     | 2022/2023     |
| (1)                       | (14)           | (15)         | (16)           | (17)          | (18)          | (19)          |
| [010] Jatinangor          | -              | -            | 2 088          | 1 971         | 2 088         | 1 971         |
| [020] Cimanggung          | -              | -            | 1 935          | 1 938         | 1 935         | 1 938         |
| [030] Tanjungsari         | 1 152          | 1 096        | 2 565          | 2 277         | 3 717         | 3 373         |
| [031] Sukasari            | 310            | 424          | 73             | 76            | 383           | 500           |
| [032] Pamulihan           | -              | -            | 203            | 198           | 203           | 198           |
| [040] Rancakalong         | -              | -            | 273            | 276           | 273           | 276           |
| [050] Sumedang Selatan    | -              | -            | 771            | 694           | 771           | 694           |
| [060] Sumedang Utara      | 3 616          | 3 608        | 7 100          | 5 797         | 10 716        | 9 405         |
| [061] Ganeas              | -              | -            | -              | -             | -             | -             |
| [070] Situraja            | 1 294          | 1 270        | 1 191          | 1 041         | 2 485         | 2 311         |
| [071] Cisitu              | -              | -            | -              | -             | -             | -             |
| [080] Darmaraja           | -              | -            | 1 020          | 1 047         | 1 020         | 1 047         |
| [090] Cibugel             | -              | -            | 299            | 368           | 299           | 368           |
| [100] Wado                | -              | -            | 354            | 284           | 354           | 284           |
| [101] Jatinanggal         | -              | -            | 513            | 527           | 513           | 527           |
| [111] Jatigede            | -              | -            | -              | -             | -             | -             |
| [120] Tomo                | -              | -            | 144            | 157           | 144           | 157           |
| [130] Ujungjaya           | -              | -            | 1 004          | 947           | 1 004         | 947           |
| [140] Conggeang           | -              | -            | 50             | 48            | 50            | 48            |
| [150] Paseh               | -              | -            | 194            | 185           | 194           | 185           |
| [160] Cimalaka            | 206            | 226          | 228            | 238           | 434           | 464           |
| [161] Cisarua             | -              | -            | -              | -             | -             | -             |
| [170] Tanjungkerta        | -              | -            | 172            | 162           | 172           | 162           |
| [171] Tanjungsari         | -              | -            | 243            | 248           | 243           | 248           |
| [180] Buahdua             | 1 014          | 1 065        | -              | -             | 1 014         | 1 065         |
| [181] Surian              | -              | -            | 55             | 52            | 55            | 52            |
| <b>Kabupaten Sumedang</b> | <b>7 592</b>   | <b>7 689</b> | <b>20 475</b>  | <b>18 531</b> | <b>28 067</b> | <b>26 220</b> |

Catatan/Note: 1 Guru yang mengajar di 2 sekolah atau lebih dihitung di masing-masing sekolah. Jumlah guru termasuk kepala sekolah dan guru/The teacher who taught in two schools or more counted in every school. The total of teachers including headmaster and teacher

Sumber/Source: Kementerian Pendidikan dan Kebudayaan, Sistem Data Pokok Pendidikan, data semester ganjil laporan sampai dengan 2021/Ministry of Educations and Culture, Basic Education Data System, odd semester report data up to 2021

**Tabel**  
**Table** 4.1.9

**Jumlah Sekolah, Guru, dan Murid Madrasah Aliyah (MA) di Bawah Kementerian Agama Menurut Kecamatan di Kabupaten Sumedang, 2021/2022 dan 2022/2023**  
**Number of Schools, Teachers, and Pupils in Madrasah Aliyah (MA) Under the Ministry of Religious Affairs by Subdistrict in Sumedang Regency, 2021/2022 and 2022/2023**

| Kecamatan<br>Subdistrict  | Sekolah/Schools |           |                |           |              |           |
|---------------------------|-----------------|-----------|----------------|-----------|--------------|-----------|
|                           | Negeri/Public   |           | Swasta/Private |           | Jumlah/Total |           |
|                           | 2021/2022       | 2022/2023 | 2021/2022      | 2022/2023 | 2021/2022    | 2022/2023 |
| (1)                       | (2)             | (3)       | (4)            | (5)       | (6)          | (7)       |
| [010] Jatinangor          | -               | -         | 1              | 1         | 1            | 1         |
| [020] Cimanggung          | -               | -         | -              | -         | -            | -         |
| [030] Tanjungsari         | -               | -         | 3              | 3         | 3            | 3         |
| [031] Sukasari            | -               | -         | 2              | 2         | 2            | 2         |
| [032] Pamulihan           | -               | -         | 3              | 3         | 3            | 3         |
| [040] Rancakalong         | -               | -         | -              | -         | -            | -         |
| [050] Sumedang Selatan    | -               | -         | 1              | 1         | 1            | 1         |
| [060] Sumedang Utara      | 1               | 1         | 1              | 1         | 2            | 2         |
| [061] Ganeas              | -               | -         | 1              | 1         | 1            | 1         |
| [070] Situraja            | -               | -         | 1              | 1         | 1            | 1         |
| [071] Cisitu              | -               | -         | -              | -         | -            | -         |
| [080] Darmaraja           | -               | -         | 1              | 1         | 1            | 1         |
| [090] Cibugel             | -               | -         | -              | -         | -            | -         |
| [100] Wado                | -               | -         | -              | -         | -            | -         |
| [101] Jatinunggal         | -               | -         | 3              | 3         | 3            | 3         |
| [111] Jatigede            | -               | -         | -              | -         | -            | -         |
| [120] Tomo                | -               | -         | 1              | 1         | 1            | 1         |
| [130] Ujungjaya           | -               | -         | 1              | 1         | 1            | 1         |
| [140] Conggeang           | -               | -         | 1              | 1         | 1            | 1         |
| [150] Paseh               | -               | -         | -              | -         | -            | -         |
| [160] Cimalaka            | 1               | 1         | 1              | 1         | 2            | 2         |
| [161] Cisarua             | -               | -         | -              | -         | -            | -         |
| [170] Tanjungkerta        | -               | -         | 2              | 2         | 2            | 2         |
| [171] Tanjungsari         | -               | -         | 1              | 1         | 1            | 1         |
| [180] Buahdua             | -               | -         | 1              | 1         | 1            | 1         |
| [181] Surian              | -               | -         | -              | -         | -            | -         |
| <b>Kabupaten Sumedang</b> | <b>2</b>        | <b>2</b>  | <b>25</b>      | <b>25</b> | <b>27</b>    | <b>27</b> |

Lanjutan Tabel/Continued Table 4.1.9

| Kecamatan<br>Subdistrict  | Guru/Teachers |            |                |            |              |            |
|---------------------------|---------------|------------|----------------|------------|--------------|------------|
|                           | Negeri/Public |            | Swasta/Private |            | Jumlah/Total |            |
|                           | 2021/2022     | 2022/2023  | 2021/2022      | 2022/2023  | 2021/2022    | 2022/2023  |
| (1)                       | (8)           | (9)        | (10)           | (11)       | (12)         | (13)       |
| [010] Jatinangor          | -             | -          | 20             | 17         | 20           | 17         |
| [020] Cimanggung          | -             | -          | -              | -          | -            | -          |
| [030] Tanjungsari         | -             | -          | 42             | 43         | 42           | 43         |
| [031] Sukasari            | -             | -          | 39             | 30         | 39           | 30         |
| [032] Pamulihan           | -             | -          | 28             | 26         | 28           | 26         |
| [040] Rancakalong         | -             | -          | -              | -          | -            | -          |
| [050] Sumedang Selatan    | -             | -          | 16             | 16         | 16           | 16         |
| [060] Sumedang Utara      | 47            | 43         | 14             | 13         | 61           | 56         |
| [061] Ganeas              | -             | -          | 12             | 12         | 12           | 12         |
| [070] Situraja            | -             | -          | 7              | 9          | 7            | 9          |
| [071] Cisitu              | -             | -          | -              | -          | -            | -          |
| [080] Darmaraja           | -             | -          | 12             | 11         | 12           | 11         |
| [090] Cibugel             | -             | -          | -              | -          | -            | -          |
| [100] Wado                | -             | -          | -              | -          | -            | -          |
| [101] Jatinunggal         | -             | -          | 26             | 19         | 26           | 19         |
| [111] Jatigede            | -             | -          | -              | -          | -            | -          |
| [120] Tomo                | -             | -          | 18             | 18         | 18           | 18         |
| [130] Ujungjaya           | -             | -          | 3              | 3          | 3            | 3          |
| [140] Conggeang           | -             | -          | 24             | 19         | 24           | 19         |
| [150] Paseh               | -             | -          | -              | -          | -            | -          |
| [160] Cimalaka            | 69            | 68         | 19             | 17         | 88           | 85         |
| [161] Cisarua             | -             | -          | -              | -          | -            | -          |
| [170] Tanjungkerta        | -             | -          | 41             | 39         | 41           | 39         |
| [171] Tanjungsari         | -             | -          | 23             | 22         | 23           | 22         |
| [180] Buahdua             | -             | -          | 14             | 14         | 14           | 14         |
| [181] Surian              | -             | -          | -              | -          | -            | -          |
| <b>Kabupaten Sumedang</b> | <b>116</b>    | <b>111</b> | <b>358</b>     | <b>328</b> | <b>474</b>   | <b>439</b> |

Lanjutan Tabel/Continued Table 4.1.9

| Kecamatan<br>Subdistrict  | Murid/Students |            |                |              |              |              |
|---------------------------|----------------|------------|----------------|--------------|--------------|--------------|
|                           | Negeri/Public  |            | Swasta/Private |              | Jumlah/Total |              |
|                           | 2021/2022      | 2022/2023  | 2021/2022      | 2022/2023    | 2021/2022    | 2022/2023    |
| (1)                       | (14)           | (15)       | (16)           | (17)         | (18)         | (19)         |
| [010] Jatinangor          | -              | -          | 175            | 175          | 175          | 175          |
| [020] Cimanggung          | -              | -          | -              | -            | -            | -            |
| [030] Tanjungsari         | -              | -          | 442            | 443          | 442          | 443          |
| [031] Sukasari            | -              | -          | 340            | 339          | 340          | 339          |
| [032] Pamulihan           | -              | -          | 259            | 259          | 259          | 259          |
| [040] Rancakalong         | -              | -          | -              | -            | -            | -            |
| [050] Sumedang Selatan    | -              | -          | 102            | 102          | 102          | 102          |
| [060] Sumedang Utara      | 342            | 343        | 82             | 82           | 424          | 425          |
| [061] Ganeas              | -              | -          | 137            | 137          | 137          | 137          |
| [070] Situraja            | -              | -          | 44             | 44           | 44           | 44           |
| [071] Cisitu              | -              | -          | -              | -            | -            | -            |
| [080] Darmaraja           | -              | -          | 80             | 80           | 80           | 80           |
| [090] Cibugel             | -              | -          | -              | -            | -            | -            |
| [100] Wado                | -              | -          | -              | -            | -            | -            |
| [101] Jatinunggal         | -              | -          | 124            | 125          | 124          | 125          |
| [111] Jatigede            | -              | -          | -              | -            | -            | -            |
| [120] Tomo                | -              | -          | 110            | 110          | 110          | 110          |
| [130] Ujungjaya           | -              | -          | 34             | 35           | 34           | 35           |
| [140] Conggeang           | -              | -          | 100            | 101          | 100          | 101          |
| [150] Paseh               | -              | -          | -              | -            | -            | -            |
| [160] Cimalaka            | 497            | 497        | 181            | 181          | 678          | 678          |
| [161] Cisarua             | -              | -          | -              | -            | -            | -            |
| [170] Tanjungkerta        | -              | -          | 456            | 455          | 456          | 455          |
| [171] Tanjungsari         | -              | -          | 141            | 141          | 141          | 141          |
| [180] Buahdua             | -              | -          | 101            | 101          | 101          | 101          |
| [181] Surian              | -              | -          | -              | -            | -            | -            |
| <b>Kabupaten Sumedang</b> | <b>839</b>     | <b>840</b> | <b>2 908</b>   | <b>2 910</b> | <b>3 747</b> | <b>3 750</b> |

Catatan/Note: ...

Sumber/Source: Kementerian Agama, Data Semester Ganjil/Ministry of Religious Affairs, Odd Semester Data

**Tabel**  
**Table** 4.1.10

**Jumlah Desa<sup>1</sup>/Kelurahan yang Memiliki Fasilitas Sekolah Menurut Kecamatan dan Tingkat Pendidikan di Kabupaten Sumedang, 2020–2022**  
**Number of Villages<sup>1</sup>/Kelurahan Having Educational Facilities by Subdistrict and Educational Level in Sumedang Regency, 2020–2022**

| Kecamatan<br>Subdistrict  | SD<br>Primary School |            |            |
|---------------------------|----------------------|------------|------------|
|                           | 2020                 | 2021       | 2022       |
| (1)                       | (2)                  | (3)        | (4)        |
| [010] Jatinangor          | 12                   | 12         | 12         |
| [020] Cimanggung          | 11                   | 11         | 11         |
| [030] Tanjungsari         | 12                   | 12         | 12         |
| [031] Sukasari            | 7                    | 7          | 7          |
| [032] Pamulihan           | 11                   | 11         | 11         |
| [040] Rancakalong         | 10                   | 10         | 10         |
| [050] Sumedang Selatan    | 14                   | 14         | 14         |
| [060] Sumedang Utara      | 13                   | 13         | 13         |
| [061] Ganeas              | 8                    | 8          | 8          |
| [070] Situraja            | 15                   | 15         | 15         |
| [071] Cisitu              | 10                   | 10         | 10         |
| [080] Darmaraja           | 12                   | 12         | 12         |
| [090] Cibugel             | 7                    | 7          | 7          |
| [100] Wado                | 10                   | 10         | 10         |
| [101] Jatinunggal         | 9                    | 9          | 9          |
| [111] Jatigede            | 11                   | 11         | 11         |
| [120] Tomo                | 9                    | 9          | 9          |
| [130] Ujungjaya           | 9                    | 9          | 9          |
| [140] Conggeang           | 12                   | 12         | 12         |
| [150] Paseh               | 10                   | 10         | 10         |
| [160] Cimalaka            | 14                   | 14         | 14         |
| [161] Cisarua             | 7                    | 7          | 7          |
| [170] Tanjungkerta        | 12                   | 12         | 12         |
| [171] Tanjungmedar        | 9                    | 9          | 9          |
| [180] Buahdua             | 14                   | 14         | 14         |
| [181] Surian              | 9                    | 9          | 9          |
| <b>Kabupaten Sumedang</b> | <b>277</b>           | <b>277</b> | <b>277</b> |

Lanjutan Tabel/Continued Table 4.1.10

| Kecamatan<br>Subdistrict  | SMP<br>Junior High School |            |            |
|---------------------------|---------------------------|------------|------------|
|                           | 2020                      | 2021       | 2022       |
| (1)                       | (5)                       | (6)        | (7)        |
| [010] Jatinangor          | 10                        | 10         | 10         |
| [020] Cimanggung          | 8                         | 8          | 8          |
| [030] Tanjungsari         | 10                        | 10         | 10         |
| [031] Sukasari            | 5                         | 4          | 4          |
| [032] Pamulihan           | 10                        | 10         | 10         |
| [040] Rancakalong         | 7                         | 6          | 6          |
| [050] Sumedang Selatan    | 9                         | 9          | 9          |
| [060] Sumedang Utara      | 6                         | 7          | 7          |
| [061] Ganeas              | 3                         | 3          | 3          |
| [070] Situraja            | 7                         | 7          | 7          |
| [071] Cisitu              | 4                         | 4          | 4          |
| [080] Darmaraja           | 4                         | 4          | 4          |
| [090] Cibugel             | 5                         | 5          | 5          |
| [100] Wado                | 7                         | 8          | 8          |
| [101] Jatinunggal         | 5                         | 5          | 5          |
| [111] Jatigede            | 4                         | 4          | 4          |
| [120] Tomo                | 3                         | 3          | 3          |
| [130] Ujungjaya           | 2                         | 2          | 2          |
| [140] Conggeang           | 5                         | 5          | 5          |
| [150] Paseh               | 6                         | 6          | 6          |
| [160] Cimalaka            | 7                         | 7          | 7          |
| [161] Cisarua             | 2                         | 2          | 2          |
| [170] Tanjungkerta        | 5                         | 5          | 5          |
| [171] Tanjungmedar        | 6                         | 5          | 5          |
| [180] Buahdua             | 4                         | 4          | 4          |
| [181] Surian              | 2                         | 2          | 2          |
| <b>Kabupaten Sumedang</b> | <b>146</b>                | <b>145</b> | <b>145</b> |



Lanjutan Tabel/Continued Table 4.1.10

| Kecamatan<br>Subdistrict  | SMA<br>Senior High School |           |           |
|---------------------------|---------------------------|-----------|-----------|
|                           | 2020                      | 2021      | 2022      |
| (1)                       | (8)                       | (9)       | (10)      |
| [010] Jatinangor          | 5                         | 5         | 5         |
| [020] Cimanggung          | 2                         | 2         | 2         |
| [030] Tanjung Sari        | 7                         | 7         | 7         |
| [031] Sukasari            | 4                         | 3         | 3         |
| [032] Pamulihan           | 3                         | 3         | 3         |
| [040] Rancakalong         | 1                         | 1         | 1         |
| [050] Sumedang Selatan    | 2                         | 3         | 3         |
| [060] Sumedang Utara      | 3                         | 3         | 3         |
| [061] Ganeas              | 1                         | 1         | 1         |
| [070] Situraja            | 3                         | 4         | 4         |
| [071] Cisitu              | -                         | -         | -         |
| [080] Darmaraja           | 2                         | 2         | 2         |
| [090] Cibugel             | -                         | -         | -         |
| [100] Wado                | -                         | -         | -         |
| [101] Jatinunggal         | 3                         | 3         | 3         |
| [111] Jatigede            | -                         | -         | -         |
| [120] Tomo                | 2                         | 2         | 2         |
| [130] Ujungjaya           | 1                         | 1         | 1         |
| [140] Conggeang           | 2                         | 2         | 2         |
| [150] Paseh               | -                         | -         | -         |
| [160] Cimalaka            | 3                         | 2         | 2         |
| [161] Cisarua             | -                         | -         | -         |
| [170] Tanjungkerta        | 2                         | 2         | 2         |
| [171] Tanjungmedar        | 1                         | 1         | 1         |
| [180] Buahdua             | 1                         | 1         | 1         |
| [181] Surian              | -                         | -         | -         |
| <b>Kabupaten Sumedang</b> | <b>48</b>                 | <b>48</b> | <b>48</b> |

Lanjutan Tabel/Continued Table 4.1.10

| Kecamatan<br>Subdistrict  | SMK<br>Vocational School |           |           |
|---------------------------|--------------------------|-----------|-----------|
|                           | 2020                     | 2021      | 2022      |
| (1)                       | (11)                     | (12)      | (13)      |
| [010] Jatinangor          | 6                        | 6         | 6         |
| [020] Cimanggung          | 4                        | 4         | 4         |
| [030] Tanjungsari         | 7                        | 7         | 7         |
| [031] Sukasari            | 2                        | 2         | 2         |
| [032] Pamulihan           | 3                        | 3         | 3         |
| [040] Rancakalong         | 3                        | 3         | 3         |
| [050] Sumedang Selatan    | 4                        | 4         | 4         |
| [060] Sumedang Utara      | 5                        | 5         | 5         |
| [061] Ganeas              | -                        | -         | -         |
| [070] Situraja            | 5                        | 5         | 5         |
| [071] Cisitu              | -                        | -         | -         |
| [080] Darmaraja           | 2                        | 2         | 2         |
| [090] Cibugel             | 2                        | 3         | 3         |
| [100] Wado                | 1                        | 2         | 2         |
| [101] Jatinunggal         | 4                        | 4         | 4         |
| [111] Jatigede            | -                        | 1         | 1         |
| [120] Tomo                | 1                        | 1         | 1         |
| [130] Ujungjaya           | 2                        | 2         | 2         |
| [140] Conggeang           | 1                        | 1         | 1         |
| [150] Paseh               | 1                        | 1         | 1         |
| [160] Cimalaka            | 4                        | 4         | 4         |
| [161] Cisarua             | -                        | -         | -         |
| [170] Tanjungkerta        | 2                        | 2         | 2         |
| [171] Tanjungmedar        | 2                        | 2         | 2         |
| [180] Buahdua             | 2                        | 2         | 2         |
| [181] Surian              | 2                        | 2         | 2         |
| <b>Kabupaten Sumedang</b> | <b>65</b>                | <b>68</b> | <b>68</b> |

Lanjutan Tabel/Continued Table 4.1.10

| Kecamatan<br>Subdistrict  | Perguruan Tinggi<br>University |          |          |
|---------------------------|--------------------------------|----------|----------|
|                           | 2020                           | 2021     | 2022     |
| (1)                       | (14)                           | (15)     | (16)     |
| [010] Jatinangor          | 4                              | 4        | 4        |
| [020] Cimanggung          | -                              | -        | -        |
| [030] Tanjungsari         | 1                              | 1        | 1        |
| [031] Sukasari            | -                              | -        | -        |
| [032] Pamulihan           | -                              | -        | -        |
| [040] Rancakalong         | -                              | -        | -        |
| [050] Sumedang Selatan    | -                              | -        | -        |
| [060] Sumedang Utara      | 2                              | 2        | 2        |
| [061] Ganeas              | -                              | -        | -        |
| [070] Situraja            | -                              | -        | -        |
| [071] Cisitu              | -                              | -        | -        |
| [080] Darmaraja           | -                              | -        | -        |
| [090] Cibugel             | -                              | -        | -        |
| [100] Wado                | -                              | -        | -        |
| [101] Jatinunggal         | -                              | -        | -        |
| [111] Jatigede            | -                              | -        | -        |
| [120] Tomo                | 1                              | -        | -        |
| [130] Ujungjaya           | -                              | -        | -        |
| [140] Conggeang           | -                              | -        | -        |
| [150] Paseh               | -                              | -        | -        |
| [160] Cimalaka            | 1                              | 1        | 1        |
| [161] Cisarua             | -                              | -        | -        |
| [170] Tanjungkerta        | -                              | -        | -        |
| [171] Tanjungmedar        | -                              | -        | -        |
| [180] Buahdua             | -                              | -        | -        |
| [181] Surian              | -                              | -        | -        |
| <b>Kabupaten Sumedang</b> | <b>9</b>                       | <b>8</b> | <b>8</b> |

Catatan/Note: <sup>1</sup> Desa pada tabel ini termasuk Unit Permukiman Transmigrasi (UPT) yang masih dibina oleh kementerian terkait dan nagari di Provinsi Sumatera Barat/Villages in this table include Transmigration Settlement Unit which is still fostered by the relevant ministries and the nagari in the Province of Sumatera Barat

Sumber/Source: BPS, Pendataan Potensi Desa (Podes)/ BPS-Statistics Indonesia, Village Potential Data Collection

**Tabel**  
**Table** 4.1.11

**Angka Partisipasi Murni (APM) dan Angka Partisipasi Kasar (APK) Menurut Jenjang Pendidikan di Kabupaten Sumedang, 2021 dan 2022**  
**Net Participation Rates and Gross Participation Rates by Educational Level in Sumedang Regency, 2021 and 2022**

| Jenjang Pendidikan<br>Educational Level | Angka Partisipasi Murni (APM)<br>Net Participation Rates |      | Angka Partisipasi Kasar (APK)<br>Gross Participation Rates |      |
|---|--|------|--|------|
|   | 2021   | 2022 | 2021   | 2022 |
| (1)                                     | (2)  | (3)  | (4)  | (5)  |
| SD/MI<br>Elementary School              | 96,01  |      | 107,03   |      |
| SMP/MTs<br>Junior High School           | 89,17  |      | 111,75   |      |
| SMA/SMK/MA<br>Senior High School        | 44,53  |      | 52,97  |      |

Catatan/Note: ...

Sumber/Source: BPS, Survei Sosial Ekonomi Nasional (Susenas)/BPS-Statistics Indonesia, National Socioeconomic Survey

**Tabel**  
**Table** 4.1.12

**Persentase Penduduk Berumur 15 Tahun ke Atas yang Melek Huruf Menurut Kelompok Umur di Kabupaten Sumedang, 2021 dan 2022**  
*Percentage of Literate People Aged 15 Years and Over by Age Group in Sumedang Regency, 2021 and 2022*

| Kelompok Umur<br>Age Group | 2021 | 2022 |
|----------------------------|------|------|
| (1)                        | (2)  | (3)  |
| 15–19                      | ...  |      |
| 20–24                      | ...  |      |
| 25–29                      | ...  |      |
| 30–34                      | ...  |      |
| 35–39                      | ...  |      |
| 40–44                      | ...  |      |
| 45–49                      | ...  |      |
| 50+                        | ...  |      |
| <b>15–24</b>               | ...  |      |
| <b>15–44</b>               | ...  |      |
| <b>15+</b>                 | ...  |      |
| <b>45+</b>                 | ...  |      |

Catatan/Note: ...

Sumber/Source: BPS, Survei Sosial Ekonomi Nasional (Susenas)/BPS-Statistics Indonesia, National Socioeconomic Survey

## 4.2 KESEHATAN HEALTH

**Tabel 4.2.1** Jumlah Desa<sup>1</sup>/Kelurahan Yang Memiliki Sarana Kesehatan Menurut Kecamatan di Kabupaten Sumedang, 2020–2022  
*Number of Villages<sup>1</sup>/Kelurahan Having Health Facilities by Subdistrict in Sumedang Regency, 2020–2022*

| Kecamatan<br>Subdistrict  | Rumah Sakit<br>Hospital |          |          |
|---------------------------|-------------------------|----------|----------|
|                           | 2020                    | 2021     | 2022     |
| (1)                       | (2)                     | (3)      | (4)      |
| [010] Jatinangor          | 1                       | 1        | 1        |
| [020] Cimanggung          | -                       | -        | -        |
| [030] Tanjungsari         | -                       | -        | -        |
| [031] Sukasari            | -                       | -        | -        |
| [032] Pamulihan           | -                       | -        | -        |
| [040] Rancakalong         | -                       | -        | -        |
| [050] Sumedang Selatan    | 2                       | 2        | 2        |
| [060] Sumedang Utara      | -                       | -        | -        |
| [061] Ganeas              | -                       | -        | -        |
| [070] Situraja            | -                       | -        | -        |
| [071] Cisitu              | -                       | -        | -        |
| [080] Darmaraja           | -                       | -        | -        |
| [090] Cibugel             | -                       | -        | -        |
| [100] Wado                | -                       | -        | -        |
| [101] Jatinunggal         | -                       | -        | -        |
| [111] Jatigede            | -                       | -        | -        |
| [120] Tomo                | -                       | -        | -        |
| [130] Ujungjaya           | -                       | -        | -        |
| [140] Conggeang           | -                       | -        | -        |
| [150] Paseh               | -                       | -        | -        |
| [160] Cimalaka            | -                       | -        | -        |
| [161] Cisarua             | -                       | -        | -        |
| [170] Tanjungkerta        | -                       | -        | -        |
| [171] Tanjungmedar        | -                       | -        | -        |
| [180] Buahdua             | -                       | -        | -        |
| [181] Surian              | -                       | -        | -        |
| <b>Kabupaten Sumedang</b> | <b>3</b>                | <b>3</b> | <b>3</b> |

Lanjutan Tabel/*Continued Table* 4.2.1

| Kecamatan<br><i>Subdistrict</i> | Rumah Sakit Bersalin<br><i>Maternity Hospital</i> |      |      |
|---------------------------------|---|------|------|
|                                 | 2020  | 2021 | 2022 |
| (1)                             | (5)   | (6)  | (7)  |
| [010] Jatinangor                | -   | -    | -    |
| [020] Cimanggung                | -   | -    | -    |
| [030] Tanjungsari               | -   | -    | -    |
| [031] Sukasari                  | -   | -    | -    |
| [032] Pamulihan                 | -   | -    | -    |
| [040] Rancakalong               | -   | -    | -    |
| [050] Sumedang Selatan          | -   | -    | -    |
| [060] Sumedang Utara            | -   | -    | -    |
| [061] Ganeas                    | -   | -    | -    |
| [070] Situraja                  | -   | -    | -    |
| [071] Cisitu                    | -   | -    | -    |
| [080] Darmaraja                 | -   | -    | -    |
| [090] Cibugel                   | -   | -    | -    |
| [100] Wado                      | -   | -    | -    |
| [101] Jatinunggal               | -   | -    | -    |
| [111] Jatigede                  | -   | -    | -    |
| [120] Tomo                      | -   | -    | -    |
| [130] Ujungjaya                 | -   | -    | -    |
| [140] Conggeang                 | -   | -    | -    |
| [150] Paseh                     | -   | -    | -    |
| [160] Cimalaka                  | -   | -    | -    |
| [161] Cisarua                   | -   | -    | -    |
| [170] Tanjungkerta              | -   | -    | -    |
| [171] Tanjungmedar              | -   | -    | -    |
| [180] Buahdua                   | -   | -    | -    |
| [181] Surian                    | -   | -    | -    |
| <b>Kabupaten Sumedang</b>       | -   | -    | -    |

Lanjutan Tabel/Continued Table 4.2.1

| Kecamatan<br>Subdistrict  | Poliklinik<br>Polyclinic |           |           |
|---------------------------|--------------------------|-----------|-----------|
|                           | 2020                     | 2021      | 2022      |
| (1)                       | (8)                      | (9)       | (10)      |
| [010] Jatinangor          | 5                        | 6         | 6         |
| [020] Cimanggung          | 5                        | 5         | 5         |
| [030] Tanjungsari         | 7                        | 8         | 8         |
| [031] Sukasari            | 2                        | 1         | 1         |
| [032] Pamulihan           | 2                        | 4         | 4         |
| [040] Rancakalong         | 2                        | 1         | 1         |
| [050] Sumedang Selatan    | 5                        | 5         | 5         |
| [060] Sumedang Utara      | 5                        | 5         | 5         |
| [061] Ganeas              | 1                        | 1         | 1         |
| [070] Situraja            | 2                        | 1         | 1         |
| [071] Cisitu              | -                        | -         | -         |
| [080] Darmaraja           | 3                        | 1         | 1         |
| [090] Cibugel             | -                        | -         | -         |
| [100] Wado                | 1                        | 1         | 1         |
| [101] Jatinunggal         | 3                        | 3         | 3         |
| [111] Jatigede            | -                        | -         | -         |
| [120] Tomo                | 2                        | 1         | 1         |
| [130] Ujungjaya           | 1                        | 1         | 1         |
| [140] Conggeang           | -                        | -         | -         |
| [150] Paseh               | 1                        | 1         | 1         |
| [160] Cimalaka            | 1                        | 1         | 1         |
| [161] Cisarua             | -                        | -         | -         |
| [170] Tanjungkerta        | 2                        | 2         | 2         |
| [171] Tanjungmedar        | 1                        | 1         | 1         |
| [180] Buahdua             | 1                        | 1         | 1         |
| [181] Surian              | -                        | -         | -         |
| <b>Kabupaten Sumedang</b> | <b>52</b>                | <b>50</b> | <b>50</b> |



Lanjutan Tabel/Continued Table 4.2.1

| Kecamatan<br>Subdistrict  | Puskesmas<br>Public Health Center |           |           |
|---------------------------|-----------------------------------|-----------|-----------|
|                           | 2020                              | 2021      | 2022      |
| (1)                       | (11)                              | (12)      | (13)      |
| [010] Jatinangor          | 2                                 | 2         | 2         |
| [020] Cimanggung          | 2                                 | 2         | 2         |
| [030] Tanjungsari         | 2                                 | 2         | 2         |
| [031] Sukasari            | 1                                 | 1         | 1         |
| [032] Pamulihan           | 2                                 | 2         | 2         |
| [040] Rancakalong         | 1                                 | 1         | 1         |
| [050] Sumedang Selatan    | 2                                 | 2         | 2         |
| [060] Sumedang Utara      | 3                                 | 3         | 3         |
| [061] Ganeas              | 1                                 | 1         | 1         |
| [070] Situraja            | 2                                 | 1         | 1         |
| [071] Cisitu              | 1                                 | 1         | 1         |
| [080] Darmaraja           | 1                                 | 1         | 1         |
| [090] Cibugel             | 1                                 | 1         | 1         |
| [100] Wado                | 1                                 | 1         | 1         |
| [101] Jatinunggal         | 1                                 | 1         | 1         |
| [111] Jatigede            | 1                                 | 1         | 1         |
| [120] Tomo                | 1                                 | 1         | 1         |
| [130] Ujungjaya           | 1                                 | 1         | 1         |
| [140] Conggeang           | 1                                 | 1         | 1         |
| [150] Paseh               | 1                                 | 1         | 1         |
| [160] Cimalaka            | 1                                 | 1         | 1         |
| [161] Cisarua             | 1                                 | 1         | 1         |
| [170] Tanjungkerta        | 2                                 | 2         | 2         |
| [171] Tanjungmedar        | 1                                 | 1         | 1         |
| [180] Buahdua             | 2                                 | 2         | 2         |
| [181] Surian              | 1                                 | 1         | 1         |
| <b>Kabupaten Sumedang</b> | <b>36</b>                         | <b>35</b> | <b>35</b> |

Lanjutan Tabel/*Continued Table 4.2.1*

| Kecamatan<br>Subdistrict  | Puskesmas Pembantu<br>Subsidiary of Public Health Center |           |           |
|---------------------------|--|-----------|-----------|
|                           | 2020   | 2021      | 2022      |
| (1)                       | (14)   | (15)      | (16)      |
| [010] Jatinangor          | 1  | 1         | 1         |
| [020] Cimanggung          | 1  | 1         | 1         |
| [030] Tanjungsari         | 2  | 2         | 2         |
| [031] Sukasari            | 1  | 1         | 1         |
| [032] Pamulihan           | 3  | 3         | 3         |
| [040] Rancakalong         | 2  | 2         | 2         |
| [050] Sumedang Selatan    | 2  | 2         | 2         |
| [060] Sumedang Utara      | 2  | 2         | 2         |
| [061] Ganeas              | 2  | 2         | 2         |
| [070] Situraja            | 5  | 5         | 5         |
| [071] Cisitu              | 3  | 3         | 3         |
| [080] Darmaraja           | 1  | 1         | 1         |
| [090] Cibugel             | 2  | 2         | 2         |
| [100] Wado                | 3  | 3         | 3         |
| [101] Jatinunggal         | 4  | 4         | 4         |
| [111] Jatigede            | 4  | 5         | 5         |
| [120] Tomo                | 2  | 3         | 3         |
| [130] Ujungjaya           | 2  | 2         | 2         |
| [140] Conggeang           | 3  | 3         | 3         |
| [150] Paseh               | 3  | 3         | 3         |
| [160] Cimalaka            | 3  | 3         | 3         |
| [161] Cisarua             | 2  | 2         | 2         |
| [170] Tanjungkerta        | 1  | 1         | 1         |
| [171] Tanjungmedar        | 3  | 2         | 2         |
| [180] Buahdua             | 6  | 7         | 7         |
| [181] Surian              | 1  | 1         | 1         |
| <b>Kabupaten Sumedang</b> | <b>64</b>  | <b>66</b> | <b>66</b> |

Lanjutan Tabel/*Continued Table* 4.2.1

| Kecamatan<br>Subdistrict  | Apotek<br>Pharmacy |           |           |
|---------------------------|--------------------|-----------|-----------|
|                           | 2020               | 2021      | 2022      |
| (1)                       | (17)               | (18)      | (19)      |
| [010] Jatinangor          | 7                  | 8         | 8         |
| [020] Cimanggung          | 6                  | 6         | 6         |
| [030] Tanjung Sari        | 3                  | 6         | 6         |
| [031] Sukasari            | -                  | -         | -         |
| [032] Pamulihan           | 3                  | 3         | 3         |
| [040] Rancakalong         | 1                  | 1         | 1         |
| [050] Sumedang Selatan    | 4                  | 4         | 4         |
| [060] Sumedang Utara      | 4                  | 5         | 5         |
| [061] Ganeas              | 1                  | 1         | 1         |
| [070] Situraja            | 4                  | 4         | 4         |
| [071] Cisitu              | -                  | 1         | 1         |
| [080] Darmaraja           | 5                  | 4         | 4         |
| [090] Cibugel             | -                  | 1         | 1         |
| [100] Wado                | 1                  | 1         | 1         |
| [101] Jatinunggal         | 4                  | 4         | 4         |
| [111] Jatigede            | -                  | -         | -         |
| [120] Tomo                | -                  | -         | -         |
| [130] Ujungjaya           | 2                  | 2         | 2         |
| [140] Conggeang           | 1                  | 2         | 2         |
| [150] Paseh               | 3                  | 3         | 3         |
| [160] Cimalaka            | 2                  | 2         | 2         |
| [161] Cisarua             | 1                  | 1         | 1         |
| [170] Tanjungkerta        | 3                  | 4         | 4         |
| [171] Tanjungmedar        | 2                  | 3         | 3         |
| [180] Buahdua             | 3                  | 3         | 3         |
| [181] Surian              | -                  | -         | -         |
| <b>Kabupaten Sumedang</b> | <b>60</b>          | <b>69</b> | <b>69</b> |

Catatan/Note: <sup>1</sup> Desa pada tabel ini termasuk Unit Permukiman Transmigrasi (UPT) yang masih dibina oleh kementerian terkait dan nagari di Provinsi Sumatera Barat/*Villages in this table include Transmigration Settlement Unit which is still fostered by the relevant ministries and the nagari in the Province of Sumatera Barat*

Sumber/Source: BPS, Pendataan Potensi Desa (Podes)/BPS-Statistics Indonesia, Village Potential Data Collecting

**Tabel**  
**Table** 4.2.2**Jumlah Tenaga Kesehatan Menurut Kecamatan di  
Kabupaten Sumedang, 2021**  
**Number of Medical Personnel by Subdistrict in Sumedang  
Regency, 2021**

| Kecamatan<br>Subdistrict  | Dokter<br>Doctor | Dokter Gigi<br>Dentist | Perawat<br>Nurse | Bidan<br>Midwife | Tenaga Kefarmasian<br>Pharmaceutical | Tenaga Gizi<br>Nutritionist |
|---------------------------|------------------|------------------------|------------------|------------------|--------------------------------------|-----------------------------|
| (1)                       | (2)              | (3)                    | (4)              | (5)              | (6)                                  | (7)                         |
| [010] Jatinangor          | 4                | 1                      | 28               | 47               | 3                                    | 3                           |
| [020] Cimanggung          | 4                | 2                      | 17               | 31               | 7                                    | 2                           |
| [030] Tanjungsari         | 5                | 2                      | 24               | 44               | 3                                    | 3                           |
| [031] Sukasari            | 2                | 1                      | 10               | 17               | 2                                    | 1                           |
| [032] Pamulihan           | 4                | 2                      | 19               | 29               | 3                                    | 2                           |
| [040] Rancakalong         | 1                | -                      | 19               | 18               | 1                                    | 1                           |
| [050] Sumedang Selatan    | 4                | 1                      | 23               | 36               | 3                                    | 3                           |
| [060] Sumedang Utara      | 9                | 1                      | 43               | 52               | 5                                    | 3                           |
| [061] Ganeas              | 2                | 1                      | 13               | 17               | 2                                    | 1                           |
| [070] Situraja            | 1                | -                      | 14               | 30               | 2                                    | 1                           |
| [071] Cisitu              | 1                | 1                      | 18               | 23               | 2                                    | 1                           |
| [080] Darmaraja           | 2                | 1                      | 16               | 24               | 2                                    | 1                           |
| [090] Cibugel             | 2                | -                      | 11               | 23               | 1                                    | 1                           |
| [100] Wado                | 1                | -                      | 14               | 27               | 2                                    | 1                           |
| [101] Jatinunggal         | 1                | -                      | 17               | 27               | 1                                    | 1                           |
| [111] Jatigede            | 2                | -                      | 12               | 25               | 1                                    | 1                           |
| [120] Tomo                | 2                | 1                      | 17               | 22               | 1                                    | 1                           |
| [130] Ujungjaya           | 2                | -                      | 19               | 27               | 5                                    | 2                           |
| [140] Conggeang           | 3                | 1                      | 18               | 31               | 2                                    | 1                           |
| [150] Paseh               | 1                | -                      | 12               | 27               | 3                                    | 3                           |
| [160] Cimalaka            | 4                | -                      | 14               | 32               | 4                                    | 2                           |
| [161] Cisarua             | 2                | -                      | 11               | 13               | 1                                    | 1                           |
| [170] Tanjungkerta        | 2                | -                      | 27               | 38               | 5                                    | 3                           |
| [171] Tanjungmedar        | 2                | -                      | 8                | 15               | 2                                    | 1                           |
| [180] Buahdua             | 3                | -                      | 28               | 34               | 3                                    | 3                           |
| [181] Surian              | 1                | -                      | 10               | 17               | 1                                    | 1                           |
| <b>Kabupaten Sumedang</b> | <b>67</b>        | <b>15</b>              | <b>462</b>       | <b>726</b>       | <b>67</b>                            | <b>44</b>                   |

Catatan/Note:

Sumber/Source: Dinas Kesehatan Kabupaten Sumedang / Department of Health of Sumedang Regency

**Tabel**  
**Table** 4.2.3

**Jumlah Rumah Sakit Umum, Rumah Sakit Khusus,  
Puskesmas, Klinik Pratama, dan Posyandu Menurut  
Kecamatan di Kabupaten Sumedang, 2021**  
*Number of General Hospital, Specialized Hospital, Public  
Health Center, Primary Clinic, and Integrated Health Post by  
Subdistrict in Sumedang Regency, 2021*

| Kecamatan<br>Subdistrict  | Rumah Sakit Umum<br>General Hospital | Rumah Sakit Khusus<br>Special Hospital | Puskesmas Rawat Inap<br>Public Health Center<br>With Inpatient Care |
|---------------------------|--------------------------------------|--|---|
| (1)                       | (2)                                  | (3)                                    | (4)   |
| [010] Jatinangor          | 1                                    | -                                      | 1   |
| [020] Cimanggung          | -                                    | -                                      | -   |
| [030] Tanjungsari         | -                                    | -                                      | 1   |
| [031] Sukasari            | -                                    | -                                      | -   |
| [032] Pamulihan           | -                                    | -                                      | -   |
| [040] Rancakalong         | -                                    | -                                      | -   |
| [050] Sumedang Selatan    | 2                                    | -                                      | -   |
| [060] Sumedang Utara      | -                                    | -                                      | 1   |
| [061] Ganeas              | -                                    | -                                      | -   |
| [070] Situraja            | -                                    | -                                      | -   |
| [071] Cisitu              | -                                    | -                                      | 1   |
| [080] Darmaraja           | -                                    | -                                      | 1   |
| [090] Cibugel             | -                                    | -                                      | -   |
| [100] Wado                | -                                    | -                                      | 1   |
| [101] Jatinunggal         | -                                    | -                                      | 1   |
| [111] Jatigede            | -                                    | -                                      | -   |
| [120] Tomo                | -                                    | -                                      | 1   |
| [130] Ujungjaya           | -                                    | -                                      | 1   |
| [140] Conggeang           | -                                    | -                                      | 1   |
| [150] Paseh               | -                                    | -                                      | -   |
| [160] Cimalaka            | -                                    | -                                      | -   |
| [161] Cisarua             | -                                    | -                                      | -   |
| [170] Tanjungkerta        | -                                    | -                                      | 1   |
| [171] Tanjungmedar        | -                                    | -                                      | -   |
| [180] Buahdua             | -                                    | -                                      | 1   |
| [181] Surian              | -                                    | -                                      | 1   |
| <b>Kabupaten Sumedang</b> | <b>3</b>                             | <b>-</b>                               | <b>13</b>   |

Lanjutan Tabel/*Continued Table 4.2.3*

| Kecamatan<br>Subdistrict  | Puskesmas Non Rawat                                    |                                  |                                    |
|---------------------------|--|----------------------------------|------------------------------------|
|                           | Inap<br>Public Health Center<br>Without Inpatient Care | Klinik Pratama<br>Primary Clinic | Posyandu<br>Integrated Health Post |
| (1)                       | (5)  | (6)                              | (7)                                |
| [010] Jatinangor          | 1  | 12                               | 140                                |
| [020] Cimanggung          | 2  | 13                               | 135                                |
| [030] Tanjungsari         | 1  | 7                                | 139                                |
| [031] Sukasari            | 1  | -                                | 54                                 |
| [032] Pamulihan           | 2  | -                                | 59                                 |
| [040] Rancakalong         | 1  | 1                                | 71                                 |
| [050] Sumedang Selatan    | 2  | 12                               | 114                                |
| [060] Sumedang Utara      | 2  | 10                               | 107                                |
| [061] Ganeas              | 1  | -                                | 39                                 |
| [070] Situraja            | 1  | 3                                | 53                                 |
| [071] Cisitu              | -  | -                                | 38                                 |
| [080] Darmaraja           | -  | 3                                | 47                                 |
| [090] Cibugel             | 1  | -                                | 27                                 |
| [100] Wado                | -  | 5                                | 49                                 |
| [101] Jatinunggal         | -  | 5                                | 56                                 |
| [111] Jatigede            | 1  | -                                | 39                                 |
| [120] Tomo                | -  | -                                | 30                                 |
| [130] Ujungjaya           | -  | 1                                | 34                                 |
| [140] Conggeang           | -  | 1                                | 56                                 |
| [150] Paseh               | 1  | 2                                | 56                                 |
| [160] Cimalaka            | 1  | 2                                | 88                                 |
| [161] Cisarua             | 1  | -                                | 34                                 |
| [170] Tanjungkerta        | 1  | 4                                | 60                                 |
| [171] Tanjungmedar        | 1  | 1                                | 41                                 |
| [180] Buahdua             | 1  | 4                                | 54                                 |
| [181] Surian              | -  | -                                | 26                                 |
| <b>Kabupaten Sumedang</b> | <b>22</b>  | <b>86</b>                        | <b>1 646</b>                       |

Sumber/*Source*: Dinas Kesehatan Kabupaten Sumedang / *Department of Health of Sumedang Regency*

**Tabel**  
**Table** 4.2.4

**Persentase Penduduk yang mempunyai keluhan kesehatan selama setahun menurut Kabupaten Sumedang, 2021-2022**  
*Percentage of population who have health complaints for a year according to Sumedang Regency, 2021-2022*

| Tahun  |         |
|--------|---------|
| 2021   | 2022    |
| 7,45 % | 15,59 % |

### 4.3 AGAMA DAN SOSIAL LAINNYA RELIGION AND OTHER SOCIAL AFFAIRS

**Tabel** 4.3.1 **Jumlah Penduduk Menurut Kecamatan dan Agama yang Dianut di Kabupaten Sumedang, 2022**  
**Table** 4.3.1 **Population by Subdistrict and Religion in Sumedang Regency, 2022**

| Kecamatan<br>Subdistrict  | Islam            | Protestan<br>Protestant | Katolik<br>Catholic | Hindu     | Budha<br>Buddha | Konghuchu | Lainnya<br>Others |
|---------------------------|------------------|-------------------------|---------------------|-----------|-----------------|-----------|-------------------|
| (1)                       | (2)              | (3)                     | (4)                 | (5)       | (6)             | (7)       | (8)               |
| WADO                      | 44 908           | 75                      | -                   | -         | -               | -         | -                 |
| JATINUNGGAL               | 46 478           | 5                       | 1                   | 1         | -               | 1         | -                 |
| DARMARAJA                 | 37 585           | 12                      | -                   | -         | -               | -         | -                 |
| CIBUGEL                   | 25 162           | 12                      | -                   | -         | -               | -         | -                 |
| CISITU                    | 31 087           | 1                       | 2                   | -         | -               | -         | -                 |
| SITURAJA                  | 43 044           | 90                      | 1                   | -         | -               | -         | -                 |
| CONGGEANG                 | 29 404           | 4                       | 1                   | -         | -               | -         | -                 |
| PASEH                     | 38 564           | 159                     | 7                   | 1         | -               | -         | -                 |
| SURIAN                    | 12 004           | 5                       | -                   | -         | -               | -         | -                 |
| BUAHDUA                   | 33 473           | 3                       | -                   | -         | -               | 1         | -                 |
| TANJUNGSARI               | 86 432           | 440                     | 58                  | -         | -               | 1         | -                 |
| SUKASARI                  | 34 329           | 52                      | -                   | -         | -               | -         | -                 |
| PAMULIHAN                 | 64 085           | 79                      | 14                  | 1         | 3               | -         | -                 |
| CIMANGGUNG                | 89 993           | 433                     | 98                  | -         | 18              | 6         | 3                 |
| JATINANGOR                | 91 695           | 800                     | 143                 | 9         | 86              | -         | 5                 |
| RANCAKALONG               | 41 917           | 5                       | 2                   | -         | -               | -         | -                 |
| SUMEDANG SELATAN          | 81 718           | 325                     | 46                  | 8         | 25              | 1         | -                 |
| SUMEDANG UTARA            | 99 422           | 1 559                   | 189                 | 2         | 94              | 3         | -                 |
| GANEAS                    | 26 319           | 32                      | -                   | 1         | -               | -         | -                 |
| TANJUNGGAL                | 35 278           | 5                       | 1                   | -         | -               | 1         | -                 |
| TANJUNGMEDAR              | 26 947           | 9                       | -                   | -         | -               | -         | -                 |
| CIMALAKA                  | 62 925           | 406                     | 53                  | 8         | 1               | 4         | -                 |
| CISARUA                   | 21 338           | 11                      | -                   | -         | -               | -         | -                 |
| TOMO                      | 23 565           | 54                      | 4                   | -         | -               | -         | -                 |
| UJUNG JAYA                | 31 777           | 1                       | 1                   | -         | -               | 1         | -                 |
| JATIGEDE                  | 22 684           | 3                       | 1                   | -         | -               | -         | -                 |
| <b>Kabupaten Sumedang</b> | <b>1 182 133</b> | <b>4 580</b>            | <b>622</b>          | <b>31</b> | <b>227</b>      | <b>19</b> | <b>8</b>          |

Catatan/Note: ...

Sumber/Source: Kementerian Agama Kabupaten Sumedang / Ministry of Religion of Sumedang Regency



**Tabel**  
**Table 4.3.2****Jumlah Tempat Peribadatan Menurut Kecamatan di Kabupaten Sumedang, 2020**  
**Number of Places of Worship by Subdistrict in Sumedang Regency, 2020**

| Kecamatan<br>Subdistrict  | Masjid<br>Mosque | Mushola<br>Pray<br>Room | Gereja<br>Protestan<br>Protestant<br>Church | Gereja<br>Katholik<br>Catholic<br>Church | Pura<br>Temple | Vihara   |
|---------------------------|------------------|-------------------------|---|--|----------------|----------|
| (1)                       | (2)              | (3)                     | (4)   | (5)                                      | (6)            | (7)      |
| [010] Jatinangor          | 163              | 19                      | 1   | 2  | 1              | -        |
| [020] Cimanggung          | 105              | 123                     | 2   | -  | -              | -        |
| [030] Tanjungsari         | 124              | 79                      | -   | -  | -              | -        |
| [031] Sukasari            | 94               | 69                      | -   | -  | -              | -        |
| [032] Pamulihan           | 108              | 47                      | -   | -  | -              | -        |
| [040] Rancakalong         | 91               | 119                     | -   | -  | -              | -        |
| [050] Sumedang Selatan    | 155              | 36                      | 1   | -  | -              | -        |
| [060] Sumedang Utara      | 185              | 81                      | 11  | 1  | -              | -        |
| [061] Ganeas              | 48               | 45                      | -   | -  | -              | -        |
| [070] Situraja            | 78               | 41                      | -   | -  | -              | -        |
| [071] Cisitu              | 50               | 72                      | -   | -  | -              | -        |
| [080] Darmaraja           | 27               | 28                      | -   | -  | -              | -        |
| [090] Cibugel             | 48               | 117                     | -   | -  | -              | -        |
| [100] Wado                | 71               | 21                      | 1   | -  | -              | -        |
| [101] Jatinunggal         | 97               | 25                      | -   | -  | -              | -        |
| [111] Jatigede            | 13               | 10                      | -   | -  | -              | -        |
| [120] Tomo                | 32               | 10                      | -   | -  | -              | -        |
| [130] Ujungjaya           | 135              | 4                       | -   | -  | -              | -        |
| [140] Conggeang           | 63               | 128                     | -   | -  | -              | -        |
| [150] Paseh               | 55               | 20                      | -   | -  | -              | -        |
| [160] Cimalaka            | 101              | 86                      | -   | -  | -              | -        |
| [161] Cisarua             | 43               | 3                       | -   | -  | -              | -        |
| [170] Tanjungkerta        | 108              | 110                     | -   | -  | -              | -        |
| [171] Tanjungsmedar       | 98               | 59                      | -   | -  | -              | -        |
| [180] Buahdua             | 55               | 83                      | -   | -  | -              | -        |
| [181] Surian              | 48               | 1                       | -   | -  | -              | -        |
| <b>Kabupaten Sumedang</b> | <b>2 195</b>     | <b>1 436</b>            | <b>16</b>                                   | <b>3</b>                                 | <b>1</b>       | <b>-</b> |

Catatan/Note: ...

Sumber/Source: Kementerian Agama Kabupaten Sumedang / Ministry of Religion of Sumedang Regency

**Tabel**  
**Table** 4.3.3

**Jumlah Desa<sup>1</sup>/Kelurahan yang Mengalami Bencana Alam<sup>2</sup>  
Menurut Kecamatan di Kabupaten Sumedang, 2019, 2021  
dan 2022**  
**Number of Villages<sup>1</sup>/Kelurahan that Had Natural Disaster<sup>2</sup>  
by Subdistrict in Sumedang Regency, 2019, 2021 and 2022**

| Kecamatan<br>Subdistrict  | Banjir/Flood |           |      |
|---------------------------|--------------|-----------|------|
|                           | 2019         | 2021      | 2022 |
| (1)                       | (2)          | (3)       | (4)  |
| [010] Jatinangor          | 4            | 7         |      |
| [020] Cimanggung          | 4            | 6         |      |
| [030] Tanjungsari         | -            | 3         |      |
| [031] Sukasari            | -            | -         |      |
| [032] Pamulihan           | -            | -         |      |
| [040] Rancakalong         | -            | 1         |      |
| [050] Sumedang Selatan    | 2            | 3         |      |
| [060] Sumedang Utara      | 2            | 1         |      |
| [061] Ganeas              | -            | -         |      |
| [070] Situraja            | -            | -         |      |
| [071] Cisitu              | -            | -         |      |
| [080] Darmaraja           | -            | -         |      |
| [090] Cibugel             | -            | -         |      |
| [100] Wado                | -            | -         |      |
| [101] Jatinunggal         | -            | -         |      |
| [111] Jatigede            | -            | 1         |      |
| [120] Tomo                | -            | 5         |      |
| [130] Ujungjaya           | 2            | 1         |      |
| [140] Conggeang           | -            | 1         |      |
| [150] Paseh               | 1            | -         |      |
| [160] Cimalaka            | -            | 2         |      |
| [161] Cisarua             | -            | -         |      |
| [170] Tanjungkerta        | -            | -         |      |
| [171] Tanjungmedar        | -            | 1         |      |
| [180] Buahdua             | -            | -         |      |
| [181] Surian              | 1            | -         |      |
| <b>Kabupaten Sumedang</b> | <b>16</b>    | <b>32</b> |      |

Lanjutan Tabel/Continued Table 4.3.3

| Kecamatan<br>Subdistrict  | Gempa Bumi/Earthquake |          |      |
|---------------------------|-----------------------|----------|------|
|                           | 2019                  | 2021     | 2022 |
| (1)                       | (5)                   | (6)      | (7)  |
| [010] Jatinangor          | -                     | -        |      |
| [020] Cimanggung          | -                     | -        |      |
| [030] Tanjungsari         | -                     | -        |      |
| [031] Sukasari            | -                     | -        |      |
| [032] Pamulihan           | -                     | -        |      |
| [040] Rancakalong         | -                     | -        |      |
| [050] Sumedang Selatan    | -                     | -        |      |
| [060] Sumedang Utara      | -                     | -        |      |
| [061] Ganeas              | -                     | -        |      |
| [070] Situraja            | -                     | -        |      |
| [071] Cisitu              | -                     | -        |      |
| [080] Darmaraja           | -                     | -        |      |
| [090] Cibugel             | -                     | -        |      |
| [100] Wado                | -                     | -        |      |
| [101] Jatinunggal         | -                     | -        |      |
| [111] Jatigede            | -                     | -        |      |
| [120] Tomo                | -                     | -        |      |
| [130] Ujungjaya           | -                     | -        |      |
| [140] Conggeang           | -                     | -        |      |
| [150] Paseh               | -                     | -        |      |
| [160] Cimalaka            | -                     | -        |      |
| [161] Cisarua             | -                     | -        |      |
| [170] Tanjungkerta        | -                     | -        |      |
| [171] Tanjungmedar        | -                     | -        |      |
| [180] Buahdua             | -                     | -        |      |
| [181] Surian              | -                     | -        |      |
| <b>Kabupaten Sumedang</b> | <b>-</b>              | <b>-</b> |      |

Lanjutan Tabel/*Continued Table 4.3.3*

| Kecamatan<br>Subdistrict  | Tanah Longsor/Landslide |           |      |
|---------------------------|-------------------------|-----------|------|
|                           | 2019                    | 2021      | 2022 |
| (1)                       | (8)                     | (9)       | (10) |
| [010] Jatinangor          | -                       | 2         |      |
| [020] Cimanggung          | 4                       | 3         |      |
| [030] Tanjungsari         | -                       | 4         |      |
| [031] Sukasari            | 4                       | 3         |      |
| [032] Pamulihan           | 5                       | 5         |      |
| [040] Rancakalong         | 6                       | 8         |      |
| [050] Sumedang Selatan    | 9                       | 9         |      |
| [060] Sumedang Utara      | -                       | 3         |      |
| [061] Ganeas              | 1                       | 3         |      |
| [070] Situraja            | 7                       | 7         |      |
| [071] Cisitu              | 3                       | 2         |      |
| [080] Darmaraja           | 5                       | 3         |      |
| [090] Cibugel             | 5                       | 7         |      |
| [100] Wado                | -                       | 3         |      |
| [101] Jatinunggal         | 3                       | 2         |      |
| [111] Jatigede            | 2                       | 4         |      |
| [120] Tomo                | -                       | 4         |      |
| [130] Ujungjaya           | 1                       | -         |      |
| [140] Conggeang           | 2                       | 6         |      |
| [150] Paseh               | 1                       | 2         |      |
| [160] Cimalaka            | 2                       | 3         |      |
| [161] Cisarua             | 2                       | 2         |      |
| [170] Tanjungkerta        | 3                       | 5         |      |
| [171] Tanjungmedar        | -                       | 1         |      |
| [180] Buahdua             | 1                       | 2         |      |
| [181] Surian              | 3                       | 1         |      |
| <b>Kabupaten Sumedang</b> | <b>69</b>               | <b>94</b> |      |

Catatan/Note: <sup>1</sup> Desa pada tabel ini termasuk Unit Permukiman Transmigrasi (UPT) yang masih dibina oleh kementerian terkait dan nagari di Provinsi Sumatera Barat/*Villages in this table are included in Transmigration Settlement Unit which is still fostered by the relevant ministries and the nagari in the Province of Sumatera Barat*

<sup>2</sup> Terjadi dalam tiga tahun terakhir sampai dengan saat pencacahan/*Occured during the last three years by the time of enumeration*

Sumber/Source: BPS, Pendataan Potensi Desa (Podes)/BPS-Statistics Indonesia, Village Potential Data Collecting

#### 4.4 KEMISKINAN POVERTY

**Tabel 4.4.1** Garis Kemiskinan, Jumlah, dan Persentase Penduduk Miskin di Kabupaten Sumedang, 2014–2021  
*Poverty Line, Number, and Percentage of Poor People in Sumedang Regency, 2014–2021*

| Tahun<br>Year | Garis Kemiskinan<br>(rupiah/kapita/bulan)<br>Poverty Line<br>(rupiah/capita/month) | Jumlah Penduduk<br>Miskin (ribu)<br>Number of Poor People<br>(thousand) | Persentase Penduduk<br>Miskin<br>Percentage of Poor<br>People |
|---------------|--|---|---|
| (1)           | (2)  | (3)   | (4)   |
| 2014          | 265 495  | 122,00  | 10,78   |
| 2015          | 281 649  | 129,00  | 11,36   |
| 2016          | 397 196  | 120,60  | 10,57   |
| 2017          | 307 394  | 120,63  | 10,53   |
| 2018          | 334 743  | 112,14  | 9,76  |
| 2019          | 342 073  | 104,18  | 9,05  |
| 2020          | 353 092  | 118,38  | 10,26   |
| 2021          | 360 054  | 126,28  | 10,71   |

Catatan/Note: ...

Sumber/Source: BPS, Survei Sosial Ekonomi Nasional Maret/BPS-Statistics Indonesia, March National Socioeconomic Survey

**Tabel 4.4.2** Indeks Kedalaman Kemiskinan dan Indeks Keparahan Kemiskinan di Kabupaten Sumedang, 2014–2021  
**Poverty Gap Index and Poverty Severity Index in Sumedang Regency, 2014–2021**

| Tahun<br>Year | Indeks Kedalaman Kemiskinan<br>Poverty Gap Index | Indeks Keparahan Kemiskinan<br>Poverty Severity Index |
|---------------|--|---|
| (1)           | (2)  | (3)   |
| 2014          | 1,31   | 0,26  |
| 2015          | 1,82   | 0,45  |
| 2016          | 1,57   | 0,35  |
| 2017          | 1,97   | 0,54  |
| 2018          | 1,72   | 0,47  |
| 2019          | 1,05   | 0,21  |
| 2020          | 1,72   | 0,42  |
| 2021          | 1,71   | 0,46  |

Catatan/Note: ...

Sumber/Source: BPS, Survei Sosial Ekonomi Nasional Maret/BPS-Statistics Indonesia, March National Socioeconomic Survey

<https://sumedangkab.bps.go.id>

Produksi buah mangga selama tahun 2021 naik sebesar **2,45%** jika dibandingkan dengan tahun 2020 menjadi **672.531 kw**



**05**

**PERTANIAN, KEHUTANAN, PETERNAKAN, DAN PERIKANAN**  
**AGRICULTURE, FORESTRY, LIVESTOCK, AND FISHERY**



Produksi cabai besar selama tahun 2021 turun sebesar **32,60%** jika dibandingkan dengan tahun 2020 menjadi **46.556 kw**



<https://sumedangkab.bps.go.id>

**PENJELASAN TEKNIS**

**TECHNICAL NOTES**

1. Data pokok tanaman pangan yang dikumpulkan adalah luas panen dan produktivitas (hasil per hektar). Produksi tanaman pangan merupakan hasil perkalian antara luas panen dengan produktivitas. Pengumpulan data luas panen dilakukan setiap bulan dengan pendekatan area kecamatan di seluruh wilayah Indonesia. Pengumpulan data produktivitas dilakukan melalui pengukuran langsung pada plot ubinan berukuran 2½ m x 2½ m. Pengumpulan data produktivitas dilakukan setiap subround (empat bulanan) pada waktu panen petani.
2. Data produksi padi dan palawija yang disajikan adalah dalam kualitas: gabah kering giling (padi), pipilan kering (jagung), biji kering (kedelai dan kacang tanah), dan umbi basah (ubi kayu dan ubi jalar).
3. **Tanaman sayuran dan buah-buahan semusim**  
**Tanaman sayuran semusim** adalah tanaman sumber vitamin, garam mineral dan lain-lain yang dikonsumsi dari bagian tanaman yang berupa daun, bunga, buah, dan umbinya, yang berumur kurang dari satu tahun. **Tanaman buah-buahan semusim** adalah tanaman sumber vitamin, garam mineral, dan lain-lain yang

1. *The main data of food crops collected are area of harvest and productivity (yield per hectare). The production of food crops is the result of the multiplication of the harvested area and productivity. Harvested area data is collected every month with a sub-district area approach throughout Indonesia. Productivity data was collected by means of direct measurement on the ubinan plot measuring 2 ½ m x 2 ½ m. Productivity data is collected every subround (four months) at the time of harvest for farmers.*
2. *The data on rice and secondary crops production presented are in terms of quality: milled dry unhulled rice (paddy), dry shelled (corn), dry seeds (soybean and peanut), and wet tubers (cassava and sweet potato).*
3. *Seasonal vegetable and fruit crops*  
*Seasonal vegetable crops are plants that are a source of vitamins, mineral salts and others which are consumed from plant parts in the form of leaves, flowers, fruit and tubers, which are less than one year old. Seasonal fruit plants are plant sources of vitamins, mineral salts, etc. which are consumed from plant parts in the form of fruit, less than one year old, not in the form of trees / clumps but creeping and soft-trunked. Annual fruit and vegetable crop*
4. *Annual fruit plants are plant*

dikonsumsi dari bagian tanaman yang berupa buah, berumur kurang dari satu tahun, tidak berbentuk pohon/rumpun tetapi menjalar dan berbatang lunak. Tanaman buah-buahan dan sayuran tahunan

4. **Tanaman buah-buahan tahunan** adalah tanaman sumber vitamin, garam mineral, dan lain-lain yang dikonsumsi dari bagian tanaman yang berupa buah dan merupakan tanaman tahunan. **Tanaman sayuran tahunan** adalah tanaman sumber vitamin, garam mineral, dan lain-lain yang dikonsumsi dari bagian tanaman yang berupa daun dan atau buah yang berumur lebih dari satu tahun.
5. **Tanaman biofarmaka** adalah tanaman yang bermanfaat untuk obat-obatan, kosmetik, dan kesehatan yang dikonsumsi atau digunakan dari bagian-bagian tanaman seperti daun, batang, buah, umbi (rimpang) ataupun akar.
6. **Tanaman hias** adalah tanaman yang mempunyai nilai keindahan baik bentuk, warna daun, tajuk maupun bunganya, sering digunakan untuk penghias pekarangan dan lain sebagainya.

*sources of vitamins, mineral salts, etc. which are consumed from plant parts in the form of fruit and are annual plants. Annual vegetable crops are plants that are a source of vitamins, mineral salts, etc. which are consumed from plant parts in the form of leaves and or fruit that are more than one year old.*

5. *Biopharmaca plants are plants that are useful for medicine, cosmetics, and health which are consumed or used from plant parts such as leaves, stems, fruit, tubers (rhizomes) or roots.*
6. *Ornamental plants are plants that have a beauty value in terms of shape, leaf color, canopy and flowers, often used to decorate yards and so on.*

## ULASAN

Kabupaten Sumedang memiliki potensi di bidang pertanian. Maka dari itu terdapat berbagai jenis tanaman yang usahakan di Kabupaten Sumedang.

Terdapat berbagai sayuran yang dibudidayakan di Kabupaten Sumedang salah satunya Bawang daun dan Cabai Besar. Luas Panen untuk Komoditas Bawang Daun selama tahun 2021 yaitu 21.904 ha, Cabai besar yaitu 85.988 ha.

Di Kabupaten Sumedang juga terdapat beberapa tanaman biofarmaka salah satunya Jahe dan Kunyit. Selama tahun 2021, jumlah produksi untuk Jahe dan Kunyit yaitu sebesar 941.232 kg dan 1.289.218 kg.

Selain Pertanian, Kabupaten Sumedang juga berpotensi di bidang peternakan salah satunya Sapi potong dan Domba. Selama tahun 2021, terdapat 6.711 ekor Sapi potong yang dibudidayakan di Kabupaten Sumedang. Sementara untuk Domba terdapat sebanyak 11.313 ekor yang dibudidayakan selama tahun 2021.

## DESCRIPTION

*Sumedang Regency has potential in agriculture. Therefore, there are various types of plants that are cultivated in Sumedang Regency.*

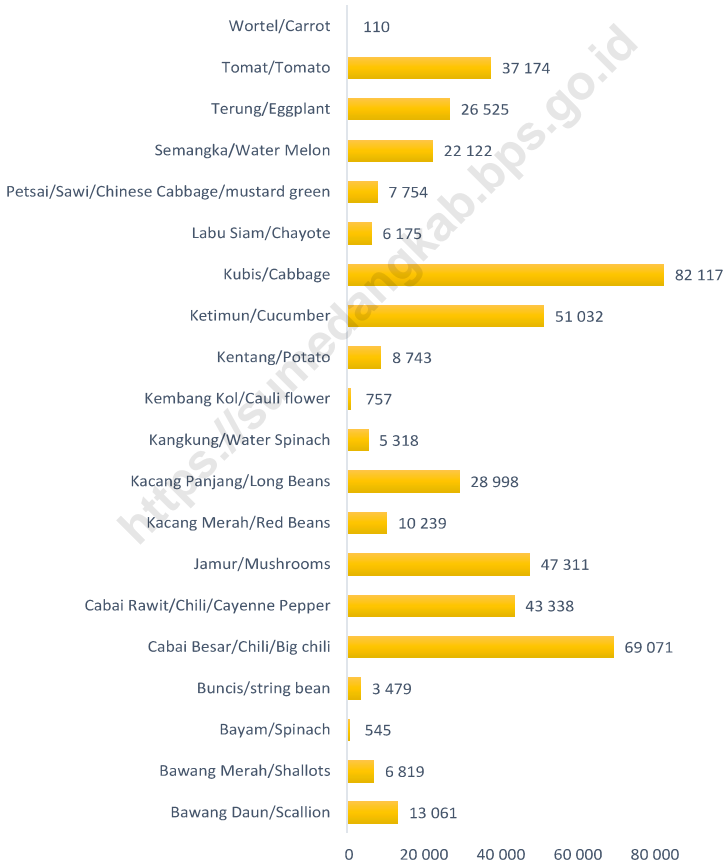
*There are various vegetables that are cultivated in Sumedang Regency, one of which is Bawang Daun and Chili Besar. Harvested area for Leek Commodities during 2021 is 21,904 ha, large chili is 85,988 ha.*

*In Sumedang Regency, there are also several biopharmaceutical plants, one of which is ginger and turmeric. During 2021, total production for ginger and turmeric was 941,232 kg and 1,289,218 kg.*

*Apart from agriculture, Sumedang Regency also has potential in the field of livestock, one of which is beef cattle and sheep. During 2021, there were 6,711 beef cattle raised in Sumedang Regency. Meanwhile, 11,313 sheep were cultivated during 2021.*

**Gambar** 5.1  
**Figures**

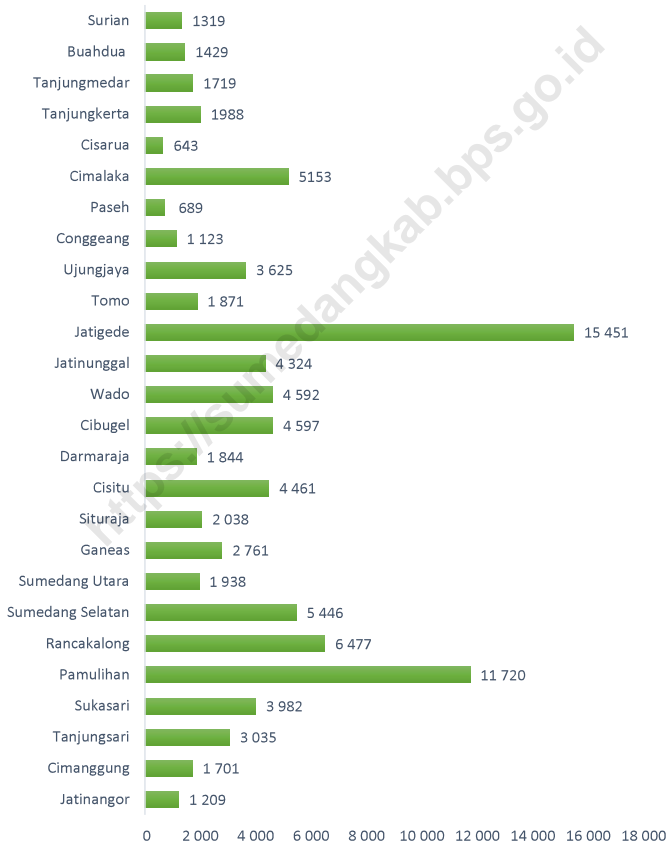
**Produksi Tanaman Sayuran dan Buah–Buahan Semusim Menurut Jenis Tanaman (Kuintal), 2021**  
**Production of Seasonal Vegetables and Fruits by Kind of Plant (Kuintal), 2021**



Sumber/Source : BPS, Statistik Pertanian Hortikultura SPH-SBS/BPS-Statistics Indonesia, Agricultural Statistic for Horticulture SPH-SBS

**Gambar** 5.2  
**Figures**

**Populasi Domba Menurut Kecamatan di Kabupaten Sumedang, 2021**  
**Sheep Population by Subdistrict in Sumedang Regency, 2021**



Sumber/Source : Dinas Perikanan dan Peternakan Kabupaten Sumedang / Department of Fisheries and Livestock of Sumedang Regency

**5.1 HORTIKULTURA**  
**HORTICULTURE**

**Tabel** 5.1.1 **Luas Panen Tanaman Sayuran Menurut Kecamatan dan Jenis Tanaman di Kabupaten Sumedang (ha), 2021 dan 2022**  
*Harvested Area of Vegetables by Subdistrict and Kind of Plant in Sumedang Regency (ha), 2021 and 2022*

| Kecamatan<br>Subdistrict  | Bawang Merah<br>Shallot |           | Cabai Besar<br>Chili/Big Chili |           |
|---------------------------|-------------------------|-----------|--------------------------------|-----------|
|                           | 2021                    | 2022      | 2021                           | 2022      |
| (1)                       | (2)                     | (3)       | (4)                            | (5)       |
| [010] Jatinangor          | 3                       | 1         | 10                             | 1         |
| [020] Cimanggung          | 13                      | 19        | 49                             | 19        |
| [030] Tanjungsari         | -                       | -         | 79                             | -         |
| [031] Sukasari            | 6                       | 6         | 62                             | 6         |
| [032] Pamulihan           | -                       | -         | 124                            | -         |
| [040] Rancakalong         | 2                       | 8         | 47                             | 8         |
| [050] Sumedang Selatan    | 2                       | -         | 14                             | -         |
| [060] Sumedang Utara      | -                       | -         | 7                              | -         |
| [061] Ganeas              | -                       | -         | 1                              | -         |
| [070] Situraja            | -                       | -         | -                              | -         |
| [071] Cisitu              | 2                       | 4         | 2                              | 4         |
| [080] Darmaraja           | -                       | -         | 2                              | -         |
| [090] Cibugel             | -                       | -         | 11                             | -         |
| [100] Wado                | 2                       | 3         | 15                             | 3         |
| [101] Jatinunggal         | 1                       | 4         | -                              | 4         |
| [111] Jatigede            | 3                       | 1         | -                              | 1         |
| [120] Tomo                | 21                      | 21        | 10                             | 21        |
| [130] Ujungjaya           | -                       | 6         | 2                              | 6         |
| [140] Conggeang           | 1                       | -         | 3                              | -         |
| [150] Paseh               | -                       | 5         | -                              | 5         |
| [160] Cimalaka            | -                       | -         | 7                              | -         |
| [161] Cisarua             | 2                       | 5         | -                              | 5         |
| [170] Tanjungkerta        | 1                       | -         | 6                              | -         |
| [171] Tanjungmedar        | -                       | -         | 2                              | -         |
| [180] Buahdua             | -                       | -         | 11                             | -         |
| [181] Surian              | -                       | -         | -                              | -         |
| <b>Kabupaten Sumedang</b> | <b>59</b>               | <b>83</b> | <b>464</b>                     | <b>83</b> |

Lanjutan Tabel/Continued Table 5.1.1

| Kecamatan<br>Subdistrict  | Cabai Rawit<br>Chili/Cayenne Pepper |            | Kentang<br>Potato |          |
|---------------------------|-------------------------------------|------------|-------------------|----------|
|                           | 2021                                | 2022       | 2021              | 2022     |
| (1)                       | (6)                                 | (7)        | (8)               | (9)      |
| [010] Jatinangor          | 4                                   | 5          | -                 | -        |
| [020] Cimanggung          | 20                                  | 41         | 4                 | -        |
| [030] Tanjungsari         | 53                                  | 60         | -                 | -        |
| [031] Sukasari            | 24                                  | 25         | 52                | -        |
| [032] Pamulihan           | 51                                  | 100        | -                 | -        |
| [040] Rancakalong         | 43                                  | 21         | -                 | -        |
| [050] Sumedang Selatan    | 11                                  | 14         | -                 | -        |
| [060] Sumedang Utara      | 1                                   | 1          | -                 | -        |
| [061] Ganeas              | 1                                   | 1          | -                 | -        |
| [070] Situraja            | 4                                   | 2          | -                 | -        |
| [071] Cisitu              | 4                                   | 6          | -                 | -        |
| [080] Darmaraja           | 3                                   | 2          | -                 | -        |
| [090] Cibugel             | -                                   | -          | -                 | -        |
| [100] Wado                | 7                                   | 10         | -                 | -        |
| [101] Jatinunggal         | 5                                   | 4          | -                 | -        |
| [111] Jatigede            | 5                                   | 8          | -                 | -        |
| [120] Tomo                | 21                                  | 40         | -                 | -        |
| [130] Ujungjaya           | -                                   | -          | -                 | -        |
| [140] Conggeang           | -                                   | -          | -                 | -        |
| [150] Paseh               | 2                                   | -          | -                 | -        |
| [160] Cimalaka            | 19                                  | 7          | -                 | -        |
| [161] Cisarua             | -                                   | -          | -                 | -        |
| [170] Tanjungkerta        | 2                                   | 3          | -                 | -        |
| [171] Tanjungmedar        | 3                                   | 7          | -                 | -        |
| [180] Buahdua             | 4                                   | 8          | -                 | -        |
| [181] Surian              | 4                                   | 3          | -                 | -        |
| <b>Kabupaten Sumedang</b> | <b>291</b>                          | <b>368</b> | <b>56</b>         | <b>-</b> |



Lanjutan Tabel/*Continued Table* 5.1.1

| Kecamatan<br>Subdistrict  | Kubis<br>Cabbage |            | Tomat<br>Tomato |            |
|---------------------------|------------------|------------|-----------------|------------|
|                           | 2021             | 2022       | 2021            | 2022       |
| (1)                       | (10)             | (11)       | (12)            | (13)       |
| [010] Jatinangor          | -                | -          | 2               | 1          |
| [020] Cimanggung          | 17               | 72         | 31              | 112        |
| [030] Tanjungsari         | 79               | 98         | 55              | 67         |
| [031] Sukasari            | 86               | 90         | 75              | 76         |
| [032] Pamulihan           | 86               | 89         | 28              | 35         |
| [040] Rancakalong         | 13               | 8          | 13              | 13         |
| [050] Sumedang Selatan    | -                | -          | 9               | 11         |
| [060] Sumedang Utara      | -                | -          | -               | -          |
| [061] Ganeas              | -                | -          | -               | -          |
| [070] Situraja            | -                | -          | -               | -          |
| [071] Cisitu              | -                | -          | 1               | 3          |
| [080] Darmaraja           | -                | -          | 3               | 2          |
| [090] Cibugel             | 1                | -          | 1               | -          |
| [100] Wado                | 4                | 2          | 9               | 17         |
| [101] Jatinunggal         | -                | -          | -               | -          |
| [111] Jatigede            | -                | -          | -               | -          |
| [120] Tomo                | -                | -          | -               | -          |
| [130] Ujungjaya           | -                | -          | -               | -          |
| [140] Conggeang           | -                | -          | -               | -          |
| [150] Paseh               | -                | -          | -               | -          |
| [160] Cimalaka            | 3                | 3          | 24              | 14         |
| [161] Cisarua             | -                | -          | -               | -          |
| [170] Tanjungkerta        | -                | 1          | 3               | 2          |
| [171] Tanjungmedar        | -                | -          | 4               | 4          |
| [180] Buahdua             | -                | -          | 5               | 11         |
| [181] Surian              | -                | -          | -               | -          |
| <b>Kabupaten Sumedang</b> | <b>289</b>       | <b>363</b> | <b>263</b>      | <b>368</b> |

Lanjutan Tabel/Continued Table 5.1.1

| Kecamatan<br>Subdistrict  | Bawang Daun<br>Scallion |            | Bayam<br>Spinach |          |
|---------------------------|-------------------------|------------|------------------|----------|
|                           | 2021                    | 2022       | 2021             | 2022     |
| (1)                       | (10)                    | (11)       | (12)             | (13)     |
| [010] Jatinangor          | n/a                     | 1          | n/a              | -        |
| [020] Cimanggung          | n/a                     | 8          | n/a              | -        |
| [030] Tanjungsari         | n/a                     | 48         | n/a              | 6        |
| [031] Sukasari            | n/a                     | 30         | n/a              | -        |
| [032] Pamulihan           | n/a                     | -          | n/a              | -        |
| [040] Rancakalong         | n/a                     | -          | n/a              | -        |
| [050] Sumedang Selatan    | n/a                     | 25         | n/a              | -        |
| [060] Sumedang Utara      | n/a                     | -          | n/a              | -        |
| [061] Ganeas              | n/a                     | -          | n/a              | -        |
| [070] Situraja            | n/a                     | 1          | n/a              | -        |
| [071] Cisitu              | n/a                     | 9          | n/a              | 3        |
| [080] Darmaraja           | n/a                     | -          | n/a              | -        |
| [090] Cibugel             | n/a                     | 19         | n/a              | -        |
| [100] Wado                | n/a                     | 14         | n/a              | -        |
| [101] Jatinunggal         | n/a                     | -          | n/a              | -        |
| [111] Jatigede            | n/a                     | -          | n/a              | -        |
| [120] Tomo                | n/a                     | -          | n/a              | -        |
| [130] Ujungjaya           | n/a                     | -          | n/a              | -        |
| [140] Conggeang           | n/a                     | -          | n/a              | -        |
| [150] Paseh               | n/a                     | -          | n/a              | -        |
| [160] Cimalaka            | n/a                     | 2          | n/a              | -        |
| [161] Cisarua             | n/a                     | -          | n/a              | -        |
| [170] Tanjungkerta        | n/a                     | -          | n/a              | -        |
| [171] Tanjungsmedar       | n/a                     | -          | n/a              | -        |
| [180] Buahdua             | n/a                     | -          | n/a              | -        |
| [181] Surian              | n/a                     | -          | n/a              | -        |
| <b>Kabupaten Sumedang</b> | <b>n/a</b>              | <b>157</b> | <b>n/a</b>       | <b>9</b> |

Lanjutan Tabel/Continued Table 5.1.1

| Kecamatan<br>Subdistrict  | Buncis<br>String Bean |           | Kacang Panjang<br>Long Beans |            |
|---------------------------|-----------------------|-----------|------------------------------|------------|
|                           | 2021                  | 2022      | 2021                         | 2022       |
| (1)                       | (10)                  | (11)      | (12)                         | (13)       |
| [010] Jatinangor          | n/a                   | -         | n/a                          | 1          |
| [020] Cimanggung          | n/a                   | 34        | n/a                          | 1          |
| [030] Tanjungsari         | n/a                   | 31        | n/a                          | 22         |
| [031] Sukasari            | n/a                   | 7         | n/a                          | 9          |
| [032] Pamulihan           | n/a                   | -         | n/a                          | -          |
| [040] Rancakalong         | n/a                   | 3         | n/a                          | -          |
| [050] Sumedang Selatan    | n/a                   | -         | n/a                          | -          |
| [060] Sumedang Utara      | n/a                   | -         | n/a                          | 2          |
| [061] Ganeas              | n/a                   | -         | n/a                          | 2          |
| [070] Situraja            | n/a                   | -         | n/a                          | -          |
| [071] Cisitu              | n/a                   | -         | n/a                          | 9          |
| [080] Darmaraja           | n/a                   | -         | n/a                          | -          |
| [090] Cibugel             | n/a                   | -         | n/a                          | -          |
| [100] Wado                | n/a                   | 6         | n/a                          | 5          |
| [101] Jatinunggal         | n/a                   | -         | n/a                          | 1          |
| [111] Jatigede            | n/a                   | -         | n/a                          | 10         |
| [120] Tomo                | n/a                   | -         | n/a                          | 29         |
| [130] Ujungjaya           | n/a                   | -         | n/a                          | 38         |
| [140] Conggeang           | n/a                   | -         | n/a                          | 3          |
| [150] Paseh               | n/a                   | -         | n/a                          | -          |
| [160] Cimalaka            | n/a                   | 2         | n/a                          | 3          |
| [161] Cisarua             | n/a                   | -         | n/a                          | -          |
| [170] Tanjungkerta        | n/a                   | -         | n/a                          | 11         |
| [171] Tanjungmedar        | n/a                   | -         | n/a                          | 12         |
| [180] Buahdua             | n/a                   | -         | n/a                          | 8          |
| [181] Surian              | n/a                   | -         | n/a                          | 3          |
| <b>Kabupaten Sumedang</b> | <b>n/a</b>            | <b>83</b> | <b>n/a</b>                   | <b>169</b> |

Lanjutan Tabel/Continued Table 5.1.1

| Kecamatan<br>Subdistrict  | Kangkung<br>Water Spinach |           | Kembang Kol<br>Cauliflowe |           | Jamur Tiram<br>King Oyster<br>Mushrooms |              |
|---------------------------|---------------------------|-----------|---------------------------|-----------|---|--------------|
|                           | 2021                      | 2022      | 2021                      | 2022      | 2021                                    | 2022         |
| (1)                       | (14)                      | (15)      | (16)                      | (17)      | (18)                                    | (19)         |
| [010] Jatinangor          | n/a                       | 2         | n/a                       | 7         | n/a                                     | 700          |
| [020] Cimanggung          | n/a                       | -         | n/a                       | 36        | n/a                                     | -            |
| [030] Tanjungsari         | n/a                       | 18        | n/a                       | -         | n/a                                     | 4 874        |
| [031] Sukasari            | n/a                       | 1         | n/a                       | -         | n/a                                     | 752          |
| [032] Pamulihan           | n/a                       | -         | n/a                       | -         | n/a                                     | -            |
| [040] Rancakalong         | n/a                       | -         | n/a                       | -         | n/a                                     | 2 598        |
| [050] Sumedang Selatan    | n/a                       | 3         | n/a                       | -         | n/a                                     | 12 500       |
| [060] Sumedang Utara      | n/a                       | -         | n/a                       | -         | n/a                                     | 980          |
| [061] Ganeas              | n/a                       | -         | n/a                       | -         | n/a                                     | -            |
| [070] Situraja            | n/a                       | 2         | n/a                       | -         | n/a                                     | -            |
| [071] Cisitu              | n/a                       | 9         | n/a                       | -         | n/a                                     | 80           |
| [080] Darmaraja           | n/a                       | 3         | n/a                       | -         | n/a                                     | -            |
| [090] Cibugel             | n/a                       | -         | n/a                       | -         | n/a                                     | -            |
| [100] Wado                | n/a                       | 2         | n/a                       | 2         | n/a                                     | -            |
| [101] Jatinunggal         | n/a                       | 1         | n/a                       | -         | n/a                                     | -            |
| [111] Jatigede            | n/a                       | -         | n/a                       | -         | n/a                                     | -            |
| [120] Tomo                | n/a                       | -         | n/a                       | -         | n/a                                     | -            |
| [130] Ujungjaya           | n/a                       | -         | n/a                       | -         | n/a                                     | -            |
| [140] Conggeang           | n/a                       | -         | n/a                       | -         | n/a                                     | -            |
| [150] Paseh               | n/a                       | -         | n/a                       | -         | n/a                                     | -            |
| [160] Cimalaka            | n/a                       | 2         | n/a                       | -         | n/a                                     | -            |
| [161] Cisarua             | n/a                       | -         | n/a                       | -         | n/a                                     | -            |
| [170] Tanjungkerta        | n/a                       | -         | n/a                       | -         | n/a                                     | -            |
| [171] Tanjungmedar        | n/a                       | -         | n/a                       | -         | n/a                                     | -            |
| [180] Buahdua             | n/a                       | -         | n/a                       | -         | n/a                                     | -            |
| [181] Surian              | n/a                       | -         | n/a                       | -         | n/a                                     | -            |
| <b>Kabupaten Sumedang</b> | <b>n/a</b>                | <b>43</b> | <b>n/a</b>                | <b>45</b> | <b>n/a</b>                              | <b>22484</b> |

Lanjutan Tabel/Continued Table 5.1.1

| Kecamatan<br>Subdistrict  | Labu Siam<br>Chayote |           | Melon<br>Melon |          | Semangka<br>Water Melon |           |
|---------------------------|----------------------|-----------|----------------|----------|-------------------------|-----------|
|                           | 2021                 | 2022      | 2021           | 2022     | 2021                    | 2022      |
| (1)                       | (14)                 | (15)      | (16)           | (17)     | (18)                    | (19)      |
| [010] Jatinangor          | n/a                  | -         | n/a            | -        | n/a                     | -         |
| [020] Cimanggung          | n/a                  | 4         | n/a            | -        | n/a                     | -         |
| [030] Tanjungsari         | n/a                  | 11        | n/a            | -        | n/a                     | -         |
| [031] Sukasari            | n/a                  | 1         | n/a            | -        | n/a                     | -         |
| [032] Pamulihan           | n/a                  | -         | n/a            | -        | n/a                     | -         |
| [040] Rancakalong         | n/a                  | -         | n/a            | -        | n/a                     | -         |
| [050] Sumedang Selatan    | n/a                  | -         | n/a            | -        | n/a                     | -         |
| [060] Sumedang Utara      | n/a                  | -         | n/a            | -        | n/a                     | -         |
| [061] Ganeas              | n/a                  | -         | n/a            | -        | n/a                     | -         |
| [070] Situraja            | n/a                  | -         | n/a            | -        | n/a                     | -         |
| [071] Cisitu              | n/a                  | 4         | n/a            | -        | n/a                     | -         |
| [080] Darmaraja           | n/a                  | -         | n/a            | -        | n/a                     | -         |
| [090] Cibugel             | n/a                  | -         | n/a            | -        | n/a                     | -         |
| [100] Wado                | n/a                  | 20        | n/a            | -        | n/a                     | -         |
| [101] Jatinunggal         | n/a                  | -         | n/a            | -        | n/a                     | -         |
| [111] Jatigede            | n/a                  | -         | n/a            | -        | n/a                     | -         |
| [120] Tomo                | n/a                  | -         | n/a            | -        | n/a                     | 4         |
| [130] Ujungjaya           | n/a                  | -         | n/a            | -        | n/a                     | 25        |
| [140] Conggeang           | n/a                  | -         | n/a            | 1        | n/a                     | -         |
| [150] Paseh               | n/a                  | -         | n/a            | -        | n/a                     | -         |
| [160] Cimalaka            | n/a                  | -         | n/a            | -        | n/a                     | -         |
| [161] Cisarua             | n/a                  | -         | n/a            | -        | n/a                     | -         |
| [170] Tanjungkerta        | n/a                  | -         | n/a            | -        | n/a                     | -         |
| [171] Tanjungsmedar       | n/a                  | -         | n/a            | -        | n/a                     | -         |
| [180] Buahdua             | n/a                  | -         | n/a            | -        | n/a                     | -         |
| [181] Surian              | n/a                  | -         | n/a            | -        | n/a                     | -         |
| <b>Kabupaten Sumedang</b> | <b>n/a</b>           | <b>40</b> | <b>n/a</b>     | <b>1</b> | <b>n/a</b>              | <b>29</b> |

Lanjutan Tabel/Continued Table 5.1.1

| Kecamatan<br>Subdistrict  | Terung<br>Eggplant |            | Wortel<br>Carrot |          | Cabai Keriting<br>Curly Chili |            |
|---------------------------|--------------------|------------|------------------|----------|-------------------------------|------------|
|                           | 2021               | 2022       | 2021             | 2022     | 2021                          | 2022       |
| (1)                       | (14)               | (15)       | (16)             | (17)     | (18)                          | (19)       |
| [010] Jatinangor          | n/a                | -          | n/a              | -        | n/a                           | -          |
| [020] Cimanggung          | n/a                | -          | n/a              | 1        | n/a                           | 45         |
| [030] Tanjungsari         | n/a                | 44         | n/a              | -        | n/a                           | 91         |
| [031] Sukasari            | n/a                | 6          | n/a              | -        | n/a                           | 58         |
| [032] Pamulihan           | n/a                | 18         | n/a              | -        | n/a                           | 90         |
| [040] Rancakalong         | n/a                | -          | n/a              | -        | n/a                           | 20         |
| [050] Sumedang Selatan    | n/a                | 7          | n/a              | -        | n/a                           | 14         |
| [060] Sumedang Utara      | n/a                | 1          | n/a              | -        | n/a                           | 1          |
| [061] Ganeas              | n/a                | -          | n/a              | -        | n/a                           | -          |
| [070] Situraja            | n/a                | -          | n/a              | -        | n/a                           | 1          |
| [071] Cisitu              | n/a                | 2          | n/a              | -        | n/a                           | 2          |
| [080] Darmaraja           | n/a                | 2          | n/a              | -        | n/a                           | 2          |
| [090] Cibugel             | n/a                | -          | n/a              | -        | n/a                           | 13         |
| [100] Wado                | n/a                | 4          | n/a              | -        | n/a                           | 22         |
| [101] Jatinunggal         | n/a                | -          | n/a              | -        | n/a                           | -          |
| [111] Jatigede            | n/a                | -          | n/a              | -        | n/a                           | -          |
| [120] Tomo                | n/a                | 27         | n/a              | -        | n/a                           | 3          |
| [130] Ujungjaya           | n/a                | 31         | n/a              | -        | n/a                           | 2          |
| [140] Conggeang           | n/a                | -          | n/a              | -        | n/a                           | -          |
| [150] Paseh               | n/a                | -          | n/a              | -        | n/a                           | -          |
| [160] Cimalaka            | n/a                | -          | n/a              | -        | n/a                           | 6          |
| [161] Cisarua             | n/a                | -          | n/a              | -        | n/a                           | -          |
| [170] Tanjungkerta        | n/a                | -          | n/a              | -        | n/a                           | 6          |
| [171] Tanjungsari         | n/a                | 9          | n/a              | -        | n/a                           | 7          |
| [180] Buahdua             | n/a                | 9          | n/a              | -        | n/a                           | 5          |
| [181] Surian              | n/a                | 1          | n/a              | -        | n/a                           | -          |
| <b>Kabupaten Sumedang</b> | <b>n/a</b>         | <b>161</b> | <b>n/a</b>       | <b>1</b> | <b>n/a</b>                    | <b>388</b> |

Lanjutan Tabel/Continued Table 5.1.1

| Kecamatan<br>Subdistrict  | Bawang Putih<br>Garlic |          | Petai/Sawi<br>Chinese Cabbage/<br>mustard green |            | Ketimun<br>Cucumber |            |
|---------------------------|------------------------|----------|---|------------|---------------------|------------|
|                           | 2021                   | 2022     | 2021  | 2022       | 2021                | 2022       |
| (1)                       | (14)                   | (15)     | (16)  | (17)       | (18)                | (19)       |
| [010] Jatinangor          | -                      | -        | 1   | -          | 4                   | 1          |
| [020] Cimanggung          | -                      | -        | 8   | 26         | 2                   | 3          |
| [030] Tanjungsari         | -                      | -        | 20  | 19         | 27                  | 26         |
| [031] Sukasari            | -                      | -        | 23  | 25         | 10                  | 12         |
| [032] Pamulihan           | -                      | -        | -   | -          | 3                   | -          |
| [040] Rancakalong         | -                      | -        | -   | -          | 8                   | 20         |
| [050] Sumedang Selatan    | -                      | -        | -   | -          | 7                   | 7          |
| [060] Sumedang Utara      | -                      | -        | 3   | -          | 6                   | 4          |
| [061] Ganeas              | -                      | -        | -   | -          | 1                   | 2          |
| [070] Situraja            | -                      | -        | 1   | -          | 1                   | 5          |
| [071] Cisitu              | -                      | -        | -   | -          | 14                  | 11         |
| [080] Darmaraja           | -                      | -        | 1   | -          | 3                   | 4          |
| [090] Cibugel             | -                      | -        | 6   | 8          | -                   | -          |
| [100] Wado                | -                      | -        | 1   | 1          | 6                   | 9          |
| [101] Jatinunggal         | -                      | -        | -   | -          | 2                   | 1          |
| [111] Jatigede            | -                      | -        | -   | -          | 5                   | 5          |
| [120] Tomo                | -                      | -        | -   | -          | 27                  | 22         |
| [130] Ujungjaya           | -                      | -        | -   | -          | 114                 | 40         |
| [140] Conggeang           | -                      | -        | -   | -          | 2                   | 1          |
| [150] Paseh               | -                      | -        | -   | -          | -                   | -          |
| [160] Cimalaka            | -                      | -        | 30  | 24         | -                   | 2          |
| [161] Cisarua             | -                      | -        | -   | -          | -                   | -          |
| [170] Tanjungkerta        | -                      | -        | -   | -          | 19                  | 27         |
| [171] Tanjungmedar        | -                      | -        | -   | -          | 11                  | 33         |
| [180] Buahdua             | -                      | -        | -   | -          | 8                   | 10         |
| [181] Surian              | -                      | -        | -   | -          | 3                   | 4          |
| <b>Kabupaten Sumedang</b> | <b>-</b>               | <b>-</b> | <b>94</b>                                       | <b>103</b> | <b>283</b>          | <b>249</b> |

Catatan/Note: ...

Sumber/Source: BPS, Statistik Pertanian Hortikultura SPH-SBS/BPS-Statistics Indonesia, Agricultural Statistic for Horticulture SPH-SBS

**Tabel**  
**Table** 5.1.2

**Produksi Tanaman Sayuran Menurut Kecamatan dan Jenis Tanaman di Kabupaten Sumedang (kuintal), 2021 dan 2022**  
**Production of Vegetables by Subdistrict and Kind of Plant in Sumedang Regency (quintal), 2021 and 2022**

| Kecamatan<br>Subdistrict  | Bawang Merah<br>Shallot |              | Cabai Besar<br>Chili/Big Chili |               |
|---------------------------|-------------------------|--------------|--------------------------------|---------------|
|                           | 2021                    | 2022         | 2021                           | 2022          |
| (1)                       | (2)                     | (3)          | (4)                            | (5)           |
| [010] Jatinangor          | 173                     | 58           | 995                            | 1 339         |
| [020] Cimanggung          | 728                     | 1 560        | 4 188                          | 6 485         |
| [030] Tanjungsari         | -                       | -            | 118                            | 206           |
| [031] Sukasari            | 844                     | 853          | 204                            | 194           |
| [032] Pamulihan           | -                       | -            | -                              | 437           |
| [040] Rancakalong         | 173                     | 686          | -                              | -             |
| [050] Sumedang Selatan    | 161                     | -            | 329                            | 691           |
| [060] Sumedang Utara      | -                       | -            | 416                            | 312           |
| [061] Ganeas              | -                       | -            | 116                            | -             |
| [070] Situraja            | -                       | -            | -                              | -             |
| [071] Cisitu              | 130                     | 214          | -                              | -             |
| [080] Darmaraja           | -                       | -            | -                              | -             |
| [090] Cibugel             | -                       | -            | -                              | 306           |
| [100] Wado                | 124                     | 230          | 237                            | 235           |
| [101] Jatinunggal         | 198                     | 516          | -                              | -             |
| [111] Jatigede            | 172                     | 54           | -                              | -             |
| [120] Tomo                | 2 106                   | 2 100        | 785                            | 318           |
| [130] Ujungjaya           | -                       | 540          | 92                             | 483           |
| [140] Conggeang           | 12                      | -            | 430                            | 315           |
| [150] Paseh               | -                       | 287          | -                              | -             |
| [160] Cimalaka            | -                       | -            | 834                            | 601           |
| [161] Cisarua             | 250                     | 425          | -                              | -             |
| [170] Tanjungkerta        | 142                     | -            | -                              | -             |
| [171] Tanjungmedar        | -                       | -            | 108                            | 167           |
| [180] Buahdua             | -                       | -            | 200                            | 2 191         |
| [181] Surian              | -                       | -            | -                              | -             |
| <b>Kabupaten Sumedang</b> | <b>5 213</b>            | <b>7 523</b> | <b>9 052</b>                   | <b>14 280</b> |



Lanjutan Tabel/Continued Table 5.1.2

| Kecamatan<br>Subdistrict  | Cabai Rawit<br>Chili/Cayenne Pepper |               | Kentang<br>Potato |               |
|---------------------------|-------------------------------------|---------------|-------------------|---------------|
|                           | 2021                                | 2022          | 2021              | 2022          |
| (1)                       | (6)                                 | (7)           | (8)               | (9)           |
| [010] Jatinangor          | 116                                 | 145           | -                 | -             |
| [020] Cimanggung          | 2 064                               | 4 448         | 534               | 75            |
| [030] Tanjungsari         | 4 221                               | 4 593         | -                 | -             |
| [031] Sukasari            | 1 965                               | 1 936         | 10 246            | 10 436        |
| [032] Pamulihan           | 5 237                               | 9 926         | -                 | -             |
| [040] Rancakalong         | 4 883                               | 998           | -                 | -             |
| [050] Sumedang Selatan    | 1 273                               | 1 488         | -                 | -             |
| [060] Sumedang Utara      | 59                                  | 66            | -                 | -             |
| [061] Ganeas              | 112                                 | 108           | -                 | -             |
| [070] Situraja            | 710                                 | 176           | -                 | -             |
| [071] Cisitu              | 1 568                               | 1 074         | -                 | -             |
| [080] Darmaraja           | 327                                 | 200           | -                 | -             |
| [090] Cibugel             | -                                   | -             | -                 | -             |
| [100] Wado                | 782                                 | 963           | -                 | -             |
| [101] Jatinunggal         | 562                                 | 473           | -                 | -             |
| [111] Jatigede            | 1 313                               | 1 481         | -                 | -             |
| [120] Tomo                | 2 486                               | 4 358         | -                 | -             |
| [130] Ujungjaya           | -                                   | -             | -                 | -             |
| [140] Conggeang           | -                                   | -             | -                 | -             |
| [150] Paseh               | 92                                  | -             | -                 | -             |
| [160] Cimalaka            | 2 138                               | 875           | -                 | -             |
| [161] Cisarua             | -                                   | -             | -                 | -             |
| [170] Tanjungkerta        | 238                                 | 247           | -                 | -             |
| [171] Tanjungmedar        | 347                                 | 703           | -                 | -             |
| [180] Buahdua             | 314                                 | 1 105         | -                 | -             |
| [181] Surian              | 270                                 | 235           | -                 | -             |
| <b>Kabupaten Sumedang</b> | <b>31 077</b>                       | <b>35 598</b> | <b>10 780</b>     | <b>10 511</b> |

Lanjutan Tabel/Continued Table 5.1.2

| Kecamatan<br>Subdistrict  | Kubis<br>Cabbage |               | Tomat<br>Tomato |               |
|---------------------------|------------------|---------------|-----------------|---------------|
|                           | 2021             | 2022          | 2021            | 2022          |
| (1)                       | (10)             | (11)          | (12)            | (13)          |
| [010] Jatinangor          | -                | -             | 380             | 139           |
| [020] Cimanggung          | 3 476            | 14 837        | 2 702           | 14 705        |
| [030] Tanjungsari         | 15 846           | 19 653        | 6 048           | 7 329         |
| [031] Sukasari            | 17 351           | 18 228        | 8 834           | 8 891         |
| [032] Pamulihan           | 6 007            | 16 551        | 2 162           | 3 712         |
| [040] Rancakalong         | 2 420            | 1 470         | 1 167           | 810           |
| [050] Sumedang Selatan    | -                | -             | 1 773           | 1 941         |
| [060] Sumedang Utara      | -                | -             | -               | -             |
| [061] Ganeas              | -                | -             | -               | -             |
| [070] Situraja            | -                | -             | -               | -             |
| [071] Cisitu              | -                | -             | 145             | 453           |
| [080] Darmaraja           | -                | -             | 360             | 340           |
| [090] Cibugel             | 127              | -             | 193             | -             |
| [100] Wado                | 424              | 168           | 910             | 804           |
| [101] Jatinunggal         | -                | -             | -               | -             |
| [111] Jatigede            | -                | -             | -               | -             |
| [120] Tomo                | -                | -             | -               | -             |
| [130] Ujungjaya           | -                | -             | -               | -             |
| [140] Conggeang           | -                | -             | -               | -             |
| [150] Paseh               | -                | -             | -               | -             |
| [160] Cimalaka            | 570              | 571           | 2 801           | 1 453         |
| [161] Cisarua             | -                | -             | -               | -             |
| [170] Tajungkerta         | -                | 65            | 285             | 222           |
| [171] Tanjungmedar        | -                | -             | 848             | 691           |
| [180] Buahdua             | -                | -             | 595             | 1 351         |
| [181] Surian              | -                | -             | -               | -             |
| <b>Kabupaten Sumedang</b> | <b>46 221</b>    | <b>71 543</b> | <b>29 203</b>   | <b>42 841</b> |

Lanjutan Tabel/Continued Table 5.1.2

| Kecamatan<br>Subdistrict  | Bawang Daun<br>Scallion |               | Petsai/Sawi<br>Chinese Cabbage/<br>mustard green |              | Ketimun<br>Cucumber |               |
|---------------------------|-------------------------|---------------|--|--------------|---------------------|---------------|
|                           | 2021                    | 2022          | 2021   | 2022         | 2021                | 2022          |
| (1)                       | (14)                    | (15)          | (16)   | (17)         | (18)                | (19)          |
| [010] Jatinangor          | n/a                     | 60            | 137  | -            | 967                 | 270           |
| [020] Cimanggung          | n/a                     | 611           | 682  | 2 086        | 327                 | 451           |
| [030] Tanjungsari         | n/a                     | 4 049         | 1 712  | 1 720        | 1 927               | 1 888         |
| [031] Sukasari            | n/a                     | 2 953         | 2 259  | 2 496        | 949                 | 1 200         |
| [032] Pamulihan           | n/a                     | -             | -  | -            | 354                 | -             |
| [040] Rancakalong         | n/a                     | -             | -  | -            | 1 021               | 502           |
| [050] Sumedang Selatan    | n/a                     | 2 325         | -  | -            | 1 195               | 1 385         |
| [060] Sumedang Utara      | n/a                     | -             | 33   | -            | 409                 | 275           |
| [061] Ganeas              | n/a                     | -             | -  | -            | 150                 | 300           |
| [070] Situraja            | n/a                     | 82            | 91   | -            | 192                 | 445           |
| [071] Cisitu              | n/a                     | 622           | -  | -            | 2 261               | 1 331         |
| [080] Darmaraja           | n/a                     | -             | 108  | -            | 340                 | 487           |
| [090] Cibugel             | n/a                     | 1 938         | 390  | 624          | -                   | -             |
| [100] Wado                | n/a                     | 783           | 91   | 90           | 783                 | 1 135         |
| [101] Jatinunggal         | n/a                     | -             | -  | -            | 456                 | 151           |
| [111] Jatigede            | n/a                     | -             | -  | -            | 4 230               | 3 388         |
| [120] Tomo                | n/a                     | -             | -  | -            | 5 192               | 3 654         |
| [130] Ujungjaya           | n/a                     | -             | -  | -            | 19 602              | 9 851         |
| [140] Conggeang           | n/a                     | -             | -  | -            | 364                 | 106           |
| [150] Paseh               | n/a                     | -             | -  | -            | -                   | -             |
| [160] Cimalaka            | n/a                     | 200           | 2 999  | 2 400        | -                   | 270           |
| [161] Cisarua             | n/a                     | -             | -  | -            | -                   | -             |
| [170] Tanjungkerta        | n/a                     | -             | -  | -            | 1 152               | 1 756         |
| [171] Tanjungsmedar       | n/a                     | -             | -  | -            | 1 389               | 4 681         |
| [180] Buahdua             | n/a                     | -             | -  | -            | 604                 | 1 056         |
| [181] Surian              | n/a                     | -             | -  | -            | 248                 | 223           |
| <b>Kabupaten Sumedang</b> | <b>n/a</b>              | <b>13 623</b> | <b>8 502</b>                                     | <b>9 416</b> | <b>44 112</b>       | <b>34 805</b> |

Lanjutan Tabel/Continued Table 5.1.2

| Kecamatan<br>Subdistrict  | Bayam<br>Spinach |              | Buncis<br>String Bean |              | Kacang Panjang<br>Long Beans |               |
|---------------------------|------------------|--------------|-----------------------|--------------|------------------------------|---------------|
|                           | 2021             | 2022         | 2021                  | 2022         | 2021                         | 2022          |
| (1)                       | (14)             | (15)         | (16)                  | (17)         | (18)                         | (19)          |
| [010] Jatinangor          | n/a              | -            | n/a                   | -            | n/a                          | 50            |
| [020] Cimanggung          | n/a              | -            | n/a                   | 3 755        | n/a                          | 109           |
| [030] Tanjungsari         | n/a              | 728          | n/a                   | 2 236        | n/a                          | 1 928         |
| [031] Sukasari            | n/a              | -            | n/a                   | 650          | n/a                          | 738           |
| [032] Pamulihan           | n/a              | -            | n/a                   | -            | n/a                          | -             |
| [040] Rancakalong         | n/a              | -            | n/a                   | 91           | n/a                          | -             |
| [050] Sumedang Selatan    | n/a              | -            | n/a                   | -            | n/a                          | -             |
| [060] Sumedang Utara      | n/a              | -            | n/a                   | -            | n/a                          | 141           |
| [061] Ganeas              | n/a              | -            | n/a                   | -            | n/a                          | 249           |
| [070] Situraja            | n/a              | -            | n/a                   | -            | n/a                          | -             |
| [071] Cisitu              | n/a              | 315          | n/a                   | -            | n/a                          | 858           |
| [080] Darmaraja           | n/a              | -            | n/a                   | -            | n/a                          | -             |
| [090] Cibugel             | n/a              | -            | n/a                   | -            | n/a                          | -             |
| [100] Wado                | n/a              | -            | n/a                   | 1 161        | n/a                          | 249           |
| [101] Jatinunggal         | n/a              | -            | n/a                   | -            | n/a                          | 96            |
| [111] Jatigede            | n/a              | -            | n/a                   | -            | n/a                          | 910           |
| [120] Tomo                | n/a              | -            | n/a                   | -            | n/a                          | 3 405         |
| [130] Ujungjaya           | n/a              | -            | n/a                   | -            | n/a                          | 8 564         |
| [140] Conggeang           | n/a              | -            | n/a                   | -            | n/a                          | 318           |
| [150] Paseh               | n/a              | -            | n/a                   | -            | n/a                          | -             |
| [160] Cimalaka            | n/a              | -            | n/a                   | 72           | n/a                          | 728           |
| [161] Cisarua             | n/a              | -            | n/a                   | -            | n/a                          | -             |
| [170] Tanjungkerta        | n/a              | -            | n/a                   | -            | n/a                          | 543           |
| [171] Tanjungsari         | n/a              | -            | n/a                   | -            | n/a                          | 726           |
| [180] Buahdua             | n/a              | -            | n/a                   | -            | n/a                          | 859           |
| [181] Surian              | n/a              | -            | n/a                   | -            | n/a                          | 170           |
| <b>Kabupaten Sumedang</b> | <b>n/a</b>       | <b>1 043</b> | <b>n/a</b>            | <b>7 965</b> | <b>n/a</b>                   | <b>20 640</b> |

Lanjutan Tabel/Continued Table 5.1.2

| Kecamatan<br>Subdistrict  | Kangkung<br>Water Spinach |              | Kembang Kol<br>Cauliflower |              | Labu Siam<br>Chayote |               |
|---------------------------|---------------------------|--------------|----------------------------|--------------|----------------------|---------------|
|                           | 2021                      | 2022         | 2021                       | 2022         | 2021                 | 2022          |
| (1)                       | (14)                      | (15)         | (16)                       | (17)         | (18)                 | (19)          |
| [010] Jatinangor          | n/a                       | 373          | n/a                        | 175          | n/a                  | -             |
| [020] Cimanggung          | n/a                       | -            | n/a                        | 2 570        | n/a                  | 533           |
| [030] Tanjungsari         | n/a                       | 1 193        | n/a                        | -            | n/a                  | 457           |
| [031] Sukasari            | n/a                       | 47           | n/a                        | -            | n/a                  | 14            |
| [032] Pamulihan           | n/a                       | -            | n/a                        | -            | n/a                  | -             |
| [040] Rancakalong         | n/a                       | -            | n/a                        | -            | n/a                  | -             |
| [050] Sumedang Selatan    | n/a                       | 343          | n/a                        | -            | n/a                  | -             |
| [060] Sumedang Utara      | n/a                       | -            | n/a                        | -            | n/a                  | -             |
| [061] Ganeas              | n/a                       | -            | n/a                        | -            | n/a                  | -             |
| [070] Situraja            | n/a                       | 386          | n/a                        | -            | n/a                  | -             |
| [071] Cisitu              | n/a                       | 1 533        | n/a                        | -            | n/a                  | 910           |
| [080] Darmaraja           | n/a                       | 242          | n/a                        | -            | n/a                  | -             |
| [090] Cibugel             | n/a                       | -            | n/a                        | -            | n/a                  | -             |
| [100] Wado                | n/a                       | 196          | n/a                        | 234          | n/a                  | 27 062        |
| [101] Jatinunggal         | n/a                       | 299          | n/a                        | -            | n/a                  | -             |
| [111] Jatigede            | n/a                       | -            | n/a                        | -            | n/a                  | -             |
| [120] Tomo                | n/a                       | -            | n/a                        | -            | n/a                  | -             |
| [130] Ujungjaya           | n/a                       | -            | n/a                        | -            | n/a                  | -             |
| [140] Conggeang           | n/a                       | -            | n/a                        | -            | n/a                  | -             |
| [150] Paseh               | n/a                       | -            | n/a                        | -            | n/a                  | -             |
| [160] Cimalaka            | n/a                       | 291          | n/a                        | -            | n/a                  | -             |
| [161] Cisarua             | n/a                       | -            | n/a                        | -            | n/a                  | -             |
| [170] Tanjungkerta        | n/a                       | -            | n/a                        | -            | n/a                  | -             |
| [171] Tanjungsari         | n/a                       | -            | n/a                        | -            | n/a                  | -             |
| [180] Buahdua             | n/a                       | -            | n/a                        | -            | n/a                  | -             |
| [181] Surian              | n/a                       | -            | n/a                        | -            | n/a                  | -             |
| <b>Kabupaten Sumedang</b> | <b>n/a</b>                | <b>4 903</b> | <b>n/a</b>                 | <b>2 979</b> | <b>n/a</b>           | <b>28 976</b> |

Lanjutan Tabel/Continued Table 5.1.2

| Kecamatan<br>Subdistrict  | Melon<br>Melon |           | Semangka<br>Water Melon |              | Terung<br>Eggplant |               |
|---------------------------|----------------|-----------|-------------------------|--------------|--------------------|---------------|
|                           | 2021           | 2022      | 2021                    | 2022         | 2021               | 2022          |
| (1)                       | (14)           | (15)      | (16)                    | (17)         | (18)               | (19)          |
| [010] Jatinangor          | n/a            | -         | n/a                     | -            | n/a                | -             |
| [020] Cimanggung          | n/a            | -         | n/a                     | -            | n/a                | -             |
| [030] Tanjungsari         | n/a            | -         | n/a                     | -            | n/a                | 3 819         |
| [031] Sukasari            | n/a            | -         | n/a                     | -            | n/a                | 656           |
| [032] Pamulihan           | n/a            | -         | n/a                     | -            | n/a                | 1 404         |
| [040] Rancakalong         | n/a            | -         | n/a                     | -            | n/a                | -             |
| [050] Sumedang Selatan    | n/a            | -         | n/a                     | -            | n/a                | 1 128         |
| [060] Sumedang Utara      | n/a            | -         | n/a                     | -            | n/a                | 99            |
| [061] Ganeas              | n/a            | -         | n/a                     | -            | n/a                | -             |
| [070] Situraja            | n/a            | -         | n/a                     | -            | n/a                | -             |
| [071] Cisitu              | n/a            | -         | n/a                     | -            | n/a                | 606           |
| [080] Darmaraja           | n/a            | -         | n/a                     | -            | n/a                | 326           |
| [090] Cibugel             | n/a            | -         | n/a                     | -            | n/a                | -             |
| [100] Wado                | n/a            | -         | n/a                     | -            | n/a                | 433           |
| [101] Jatinunggal         | n/a            | -         | n/a                     | -            | n/a                | -             |
| [111] Jatigede            | n/a            | -         | n/a                     | -            | n/a                | -             |
| [120] Tomo                | n/a            | -         | n/a                     | 719          | n/a                | 3 775         |
| [130] Ujungjaya           | n/a            | -         | n/a                     | 5 750        | n/a                | 7 739         |
| [140] Conggeang           | n/a            | 19        | n/a                     | -            | n/a                | -             |
| [150] Paseh               | n/a            | -         | n/a                     | -            | n/a                | -             |
| [160] Cimalaka            | n/a            | -         | n/a                     | -            | n/a                | -             |
| [161] Cisarua             | n/a            | -         | n/a                     | -            | n/a                | -             |
| [170] Tanjungkerta        | n/a            | -         | n/a                     | -            | n/a                | -             |
| [171] Tanjungmedar        | n/a            | -         | n/a                     | -            | n/a                | 1 257         |
| [180] Buahdua             | n/a            | -         | n/a                     | -            | n/a                | 1 122         |
| [181] Surian              | n/a            | -         | n/a                     | -            | n/a                | 330           |
| <b>Kabupaten Sumedang</b> | <b>n/a</b>     | <b>19</b> | <b>n/a</b>              | <b>6 469</b> | <b>n/a</b>         | <b>22 694</b> |

Lanjutan Tabel/Continued Table 5.1.2

| Kecamatan<br>Subdistrict  | Wortel<br>Carrot |           | Semangka<br>Water Melon |               | Jamur Tiram<br>King Oyster<br>Mushrooms |              |
|---------------------------|------------------|-----------|-------------------------|---------------|---|--------------|
|                           | 2021             | 2022      | 2021                    | 2022          | 2021                                    | 2022         |
| (1)                       | (14)             | (15)      | (16)                    | (17)          | (18)                                    | (19)         |
| [010] Jatinangor          | n/a              | -         | n/a                     | -             | n/a                                     | 149          |
| [020] Cimanggung          | n/a              | 75        | n/a                     | 5 734         | n/a                                     | -            |
| [030] Tanjungsari         | n/a              | -         | n/a                     | 8 362         | n/a                                     | 1 253        |
| [031] Sukasari            | n/a              | -         | n/a                     | 5 084         | n/a                                     | 51           |
| [032] Pamulihan           | n/a              | -         | n/a                     | 5 377         | n/a                                     | -            |
| [040] Rancakalong         | n/a              | -         | n/a                     | 1 429         | n/a                                     | 700          |
| [050] Sumedang Selatan    | n/a              | -         | n/a                     | 1 211         | n/a                                     | 1 227        |
| [060] Sumedang Utara      | n/a              | -         | n/a                     | 35            | n/a                                     | 49           |
| [061] Ganeas              | n/a              | -         | n/a                     | -             | n/a                                     | -            |
| [070] Situraja            | n/a              | -         | n/a                     | 131           | n/a                                     | -            |
| [071] Cisitu              | n/a              | -         | n/a                     | 320           | n/a                                     | 21           |
| [080] Darmaraja           | n/a              | -         | n/a                     | 422           | n/a                                     | -            |
| [090] Cibugel             | n/a              | -         | n/a                     | 2 810         | n/a                                     | -            |
| [100] Wado                | n/a              | -         | n/a                     | 954           | n/a                                     | -            |
| [101] Jatinunggal         | n/a              | -         | n/a                     | -             | n/a                                     | -            |
| [111] Jatigede            | n/a              | -         | n/a                     | -             | n/a                                     | -            |
| [120] Tomo                | n/a              | -         | n/a                     | 357           | n/a                                     | -            |
| [130] Ujungjaya           | n/a              | -         | n/a                     | 17            | n/a                                     | -            |
| [140] Conggeang           | n/a              | -         | n/a                     | -             | n/a                                     | -            |
| [150] Paseh               | n/a              | -         | n/a                     | -             | n/a                                     | -            |
| [160] Cimalaka            | n/a              | -         | n/a                     | 681           | n/a                                     | -            |
| [161] Cisarua             | n/a              | -         | n/a                     | -             | n/a                                     | -            |
| [170] Tanjungkerta        | n/a              | -         | n/a                     | 783           | n/a                                     | -            |
| [171] Tanjungmedar        | n/a              | -         | n/a                     | 671           | n/a                                     | -            |
| [180] Buahdua             | n/a              | -         | n/a                     | 850           | n/a                                     | -            |
| [181] Surian              | n/a              | -         | n/a                     | -             | n/a                                     | -            |
| <b>Kabupaten Sumedang</b> | <b>n/a</b>       | <b>75</b> | <b>n/a</b>              | <b>35 228</b> | <b>n/a</b>                              | <b>3 449</b> |

Catatan/Note: ...

Sumber/Source: BPS, Statistik Pertanian Hortikultura SPH-SBS/BPS-Statistics Indonesia, Agricultural Statistic for Horticulture SPH-SBS

**Tabel**  
**Table** 5.1.3

**Luas Panen Tanaman Sayuran dan Buah-buahan Semusim Menurut Jenis Tanaman di Kabupaten Sumedang (ha), 2019–2022**  
**Harvested Area of Seasonal Vegetables and Fruits by Kind of Plant in Sumedang Regency (ha), 2019–2022**

| Jenis Tanaman<br>Kind of Plants               | 2019   | 2020   | 2021   | 2022   |
|---|--------|--------|--------|--------|
| (1)   | (2)    | (3)    | (4)    | (5)    |
| Bawang Daun/Scallion                          | 148    | 144    | 149    | 157    |
| Bawang Merah/Shallots                         | 48     | 92     | 59     | 83     |
| Bawang Putih/Garlic                           | 8      | -      | -      | -      |
| Bayam/Spinach                                 | 2      | 18     | 11     | 9      |
| Blewah/Blewah                                 | 4      | -      | -      | n/a    |
| Buncis/string bean                            | 46     | 37     | 46     | 83     |
| Cabai Besar/Chili/Big chili                   | 581    | 606    | 464    | 127    |
| Cabai Rawit/Chili/Cayenne Pepper              | 316    | 371    | 291    | 368    |
| Jamur/Mushrooms                               | 17 336 | 11 305 | 29 214 | n/a    |
| Kacang Merah/Red Beans                        | 639    | 196    | -      | n/a    |
| Kacang Panjang/Long Beans                     | 229    | 225    | 209    | 169    |
| Kangkung/Water Spinach                        | 31     | 46     | 40     | 43     |
| Kembang Kol/Cauli flower                      | 19     | 10     | 15     | 45     |
| Kentang/Potato                                | 80     | 46     | 56     | 53     |
| Ketimun/Cucumber                              | 262    | 318    | 283    | 249    |
| Kubis/Cabbage                                 | 438    | 414    | 289    | 363    |
| Labu Siam/Chayote                             | 14     | 27     | 31     | n/a    |
| Lobak/Radish                                  | 1      | -      | -      | 40     |
| Melon/Melon                                   | -      | -      | 2      | 1      |
| Paprika/Bell Pepper                           | -      | -      | -      | -      |
| Petsai/Sawi/Chinese Cabbage/<br>mustard green | 126    | 91     | 94     | 103    |
| Semangka/Water Melon                          | 133    | 135    | 54     | 29     |
| Stroberi/Strawberry                           | -      | -      | -      | -      |
| Terung/Eggplant                               | 163    | 180    | 173    | 161    |
| Tomat/Tomato                                  | 238    | 280    | 263    | 368    |
| Cabai Keriting/Chili/Curlly Chili             | n/a    | n/a    | n/a    | 388    |
| Jamur Tiram/King Oyster<br>Mushrooms          | n/a    | n/a    | n/a    | 22 484 |

Catatan/Note: ...

Sumber/Source: BPS, Statistik Pertanian Hortikultura SPH-SBS/BPS-Statistics Indonesia, Agricultural Statistic for Horticulture SPH-SBS



**Tabel**  
**Table** 5.1.4**Produksi Tanaman Sayuran dan Buah-buahan Semusim Menurut Jenis Tanaman di Kabupaten Sumedang (kuintal), 2019–2022**  
*Production of Seasonal Vegetables and Fruits by Kind of Plant in Sumedang Regency (quintal), 2019–2022*

| Jenis Tanaman<br>Kind of Plants                       | 2019    | 2020   | 2021   | 2022   |
|---|---------|--------|--------|--------|
| (1)   | (2)     | (3)    | (4)    | (5)    |
| <b>Bawang Daun/Scallion</b>                           | 12 293  | 13 061 | 13 776 | 13 623 |
| <i>Bawang Merah/Shallots</i>                          | 3 277   | 6 819  | 5 213  | 7 523  |
| <i>Bawang Putih/Garlic</i>                            | 334     | -      | -      | -      |
| <i>Bayam/Spinach</i>                                  | 120     | 545    | 718    | 1 043  |
| <i>Blewah/Blewah</i>                                  | 720     | -      | -      | n/a    |
| <i>Buncis/string bean</i>                             | 3 929   | 3 479  | 4 053  | 7 965  |
| <i>Cabai Besar/Chili/Big chili</i>                    | 50 348  | 69 071 | 46 556 | 14 280 |
| <i>Cabai Rawit/Chili/Cayenne Pepper</i>               | 33 268  | 43 338 | 31 077 | 35 598 |
| <i>Jamur/Mushrooms</i>                                | 105 619 | 47 311 | 38 195 | -      |
| <i>Kacang Merah/Red Beans</i>                         | 32 006  | 10 239 | -      | n/a    |
| <i>Kacang Panjang/Long Beans</i>                      | 23 338  | 28 998 | 25 195 | 20 640 |
| <i>Kangkung/Water Spinach</i>                         | 5 485   | 5 318  | 4 598  | 4 903  |
| <i>Kembang Kol/Cauli flower</i>                       | 2 085   | 757    | 1 074  | 2 979  |
| <i>Kentang/Potato</i>                                 | 11 790  | 8 743  | 10 780 | 10 511 |
| <i>Ketimun/Cucumber</i>                               | 39 804  | 51 032 | 44 112 | 34 805 |
| <i>Kubis/Cabbage</i>                                  | 73 603  | 82 117 | 46 221 | 71 543 |
| <i>Labu Siam/Chayote</i>                              | 2 095   | 6 175  | 26 508 | 28 976 |
| <i>Lobak/Radish</i>                                   | 30      | -      | -      | n/a    |
| <i>Melon/Melon</i>                                    | -       | -      | 410    | 19     |
| <i>Paprika/Bell Pepper</i>                            | -       | -      | -      | -      |
| <i>Petsai/Sawi/Chinese Cabbage/<br/>mustard green</i> | 12 288  | 7 754  | 8 502  | 9 416  |
| <i>Semangka/Water Melon</i>                           | 6 783   | 22 122 | 6 621  | 6 469  |
| <b>Stroberi/Strawberry</b>                            | -       | -      | -      | -      |
| <b>Terung/Eggplant</b>                                | 18 339  | 26 525 | 20 936 | 22 694 |
| <i>Wortel/Carrot</i>                                  | n/a     | n/a    | n/a    | 75     |
| <i>Cabai Keriting/Chili/Curly Chili</i>               | n/a     | n/a    | n/a    | 35 228 |
| <i>Jamur Tiram/King Oyster</i>                        | n/a     | n/a    | n/a    | 3 449  |
| <i>Tomat/Tomato</i>                                   | 30 653  | 37 174 | 29 203 | 42 841 |

Catatan/Note: ...

Sumber/Source: BPS, Statistik Pertanian Hortikultura SPH-SBS/BPS-Statistics Indonesia, Agricultural Statistic for Horticulture SPH-SBS

**Tabel**  
**Table** 5.1.5

**Luas Panen Tanaman Biofarmaka Menurut Kecamatan dan Jenis Tanaman di Kabupaten Sumedang (m<sup>2</sup>), 2021 dan 2022**

**Harvested Area of Medicinal Plants by Subdistrict and Kind of Plant in Sumedang Regency (m<sup>2</sup>), 2021 and 2022**

| Kecamatan<br>Subdistrict  | Jahe<br>Ginger |                | Laos/Lengkuas<br>Galanga |                |
|---------------------------|----------------|----------------|--------------------------|----------------|
|                           | 2021           | 2022           | 2021                     | 2022           |
| (1)                       | (2)            | (3)            | (4)                      | (5)            |
| [010] Jatinangor          | 10 000         | 15 000         | -                        | -              |
| [020] Cimanggung          | -              | 2 100          | -                        | -              |
| [030] Tanjungsari         | 5 000          | 4 500          | -                        | -              |
| [031] Sukasari            | 10 100         | 9 800          | -                        | -              |
| [032] Pamulihan           | 11 200         | 5 600          | -                        | -              |
| [040] Rancakalong         | 73 915         | 187 091        | -                        | -              |
| [050] Sumedang Selatan    | 271 600        | 70 000         | 1 000                    | 1 250          |
| [060] Sumedang Utara      | 5 135          | 5 140          | -                        | -              |
| [061] Ganeas              | 197            | 194            | 116                      | -              |
| [070] Situraja            | 723            | 718            | 6 214                    | 6 319          |
| [071] Cisitu              | 11 750         | 13 500         | 22 750                   | 17 500         |
| [080] Darmaraja           | -              | -              | -                        | -              |
| [090] Cibugel             | 61 628         | 50 447         | -                        | -              |
| [100] Wado                | 90 000         | 130 000        | -                        | -              |
| [101] Jatinunggal         | 40 000         | 40 000         | -                        | 40 000         |
| [111] Jatigede            | -              | -              | -                        | -              |
| [120] Tomo                | -              | -              | -                        | -              |
| [130] Ujungjaya           | -              | -              | -                        | -              |
| [140] Conggeang           | 10 000         | -              | 10 000                   | -              |
| [150] Paseh               | -              | -              | -                        | -              |
| [160] Cimalaka            | -              | 30 000         | -                        | -              |
| [161] Cisarua             | -              | -              | -                        | -              |
| [170] Tanjungkerta        | 10 500         | 10 300         | 1 200                    | -              |
| [171] Tanjungmedar        | 142 000        | 240 000        | 156 500                  | 370 000        |
| [180] Buahdua             | -              | -              | -                        | -              |
| [181] Surian              | 200 000        | 75 000         | 500 000                  | 125 000        |
| <b>Kabupaten Sumedang</b> | <b>953 748</b> | <b>889 390</b> | <b>697 780</b>           | <b>560 069</b> |

Lanjutan Tabel/Continued Table 5.1.5

| Kecamatan<br>Subdistrict  | Kencur<br><i>East Indian Galangal</i> |                  | Kunyit<br><i>Turmeric</i> |                |
|---------------------------|---------------------------------------|------------------|---------------------------|----------------|
|                           | 2021                                  | 2022             | 2021                      | 2022           |
|                           | (1)                                   | (6)              | (7)                       | (8)            |
| [010] Jatinangor          | -                                     | -                | -                         | -              |
| [020] Cimanggung          | -                                     | -                | -                         | 1 550          |
| [030] Tanjungsari         | -                                     | -                | -                         | 4 000          |
| [031] Sukasari            | -                                     | -                | -                         | -              |
| [032] Pamulihan           | -                                     | -                | -                         | -              |
| [040] Rancakalong         | 115                                   | -                | 2 909                     | 3 428          |
| [050] Sumedang Selatan    | 1 000                                 | 1 050            | 10 000                    | 10 100         |
| [060] Sumedang Utara      | 4 320                                 | 4 335            | 10 925                    | 10 930         |
| [061] Ganeas              | 140                                   | 118              | 146                       | 116            |
| [070] Situraja            | 693                                   | 736              | 3 148                     | 3 608          |
| [071] Cisitu              | 7 050                                 | 5 675            | 45 250                    | 25 455         |
| [080] Darmaraja           | -                                     | -                | -                         | -              |
| [090] Cibugel             | -                                     | -                | 128 880                   | 123 607        |
| [100] Wado                | 10 000                                | 10 000           | 140 000                   | 170 000        |
| [101] Jatinunggal         | 60 000                                | 50 000           | 50 000                    | 30 000         |
| [111] Jatigede            | -                                     | -                | -                         | -              |
| [120] Tomo                | -                                     | -                | -                         | -              |
| [130] Ujungjaya           | -                                     | -                | -                         | -              |
| [140] Conggeang           | 10 000                                | -                | 10 000                    | -              |
| [150] Paseh               | -                                     | -                | -                         | -              |
| [160] Cimalaka            | -                                     | -                | -                         | -              |
| [161] Cisarua             | -                                     | -                | -                         | -              |
| [170] Tanjungkerta        | 3 100                                 | 20 000           | 20 000                    | 1 200          |
| [171] Tanjungmedar        | 1 220 000                             | 2 270 000        | 184 000                   | 330 000        |
| [180] Buahdua             | -                                     | -                | -                         | -              |
| [181] Surian              | 700 000                               | 150 000          | 300 000                   | 10 000         |
| <b>Kabupaten Sumedang</b> | <b>2 016 418</b>                      | <b>2 511 914</b> | <b>905 258</b>            | <b>723 994</b> |

Catatan/Note: ...

Sumber/Source: BPS, Statistik Pertanian Hortikultura SPH-TBF/BPS-Statistics Indonesia, Agricultural Statistic for Horticulture SPH-TBF

Lanjutan Tabel/Continued Table 5.1.5

| Kecamatan<br>Subdistrict  | Kapulaga<br>Java Cardamom |                | Mengkudu<br>Pace/Indian Mulberry |               |
|---------------------------|---------------------------|----------------|----------------------------------|---------------|
|                           | 2021                      | 2022           | 2021                             | 2022          |
| (1)                       | (2)                       | (3)            | (4)                              | (5)           |
| [010] Jatinangor          | n/a                       | -              | n/a                              | -             |
| [020] Cimanggung          | n/a                       | -              | n/a                              | -             |
| [030] Tanjungsari         | n/a                       | -              | n/a                              | -             |
| [031] Sukasari            | n/a                       | -              | n/a                              | -             |
| [032] Pamulihan           | n/a                       | -              | n/a                              | -             |
| [040] Rancakalong         | n/a                       | -              | n/a                              | -             |
| [050] Sumedang Selatan    | n/a                       | 222 500        | n/a                              | -             |
| [060] Sumedang Utara      | n/a                       | -              | n/a                              | -             |
| [061] Ganeas              | n/a                       | 140            | n/a                              | -             |
| [070] Situraja            | n/a                       | 727            | n/a                              | -             |
| [071] Cisitu              | n/a                       | 15 500         | n/a                              | -             |
| [080] Darmaraja           | n/a                       | -              | n/a                              | -             |
| [090] Cibugel             | n/a                       | -              | n/a                              | -             |
| [100] Wado                | n/a                       | -              | n/a                              | -             |
| [101] Jatinunggal         | n/a                       | -              | n/a                              | -             |
| [111] Jatigede            | n/a                       | -              | n/a                              | -             |
| [120] Tomo                | n/a                       | -              | n/a                              | -             |
| [130] Ujungjaya           | n/a                       | -              | n/a                              | -             |
| [140] Conggeang           | n/a                       | 35 000         | n/a                              | -             |
| [150] Paseh               | n/a                       | -              | n/a                              | -             |
| [160] Cimalaka            | n/a                       | -              | n/a                              | -             |
| [161] Cisarua             | n/a                       | -              | n/a                              | -             |
| [170] Tanjungkerta        | n/a                       | 3 100          | n/a                              | 20 000        |
| [171] Tanjungmedar        | n/a                       | -              | n/a                              | -             |
| [180] Buahdua             | n/a                       | -              | n/a                              | -             |
| [181] Surian              | n/a                       | -              | n/a                              | -             |
| <b>Kabupaten Sumedang</b> | <b>n/a</b>                | <b>276 967</b> | <b>n/a</b>                       | <b>20 000</b> |

Lanjutan Tabel/Continued Table 5.1.5

| Kecamatan<br>Subdistrict  | Jeruk Nipis<br>Lime |            | Kunyit<br>Turmeric |            |
|---------------------------|---------------------|------------|--------------------|------------|
|                           | 2021                | 2022       | 2021               | 2022       |
| (1)                       | (6)                 | (7)        | (8)                | (9)        |
| [010] Jatinangor          | n/a                 | -          | n/a                | -          |
| [020] Cimanggung          | n/a                 | -          | n/a                | -          |
| [030] Tanjungsari         | n/a                 | -          | n/a                | -          |
| [031] Sukasari            | n/a                 | 850        | n/a                | -          |
| [032] Pamulihan           | n/a                 | -          | n/a                | -          |
| [040] Rancakalong         | n/a                 | -          | n/a                | -          |
| [050] Sumedang Selatan    | n/a                 | -          | n/a                | -          |
| [060] Sumedang Utara      | n/a                 | -          | n/a                | -          |
| [061] Ganeas              | n/a                 | -          | n/a                | -          |
| [070] Situraja            | n/a                 | -          | n/a                | -          |
| [071] Cisitu              | n/a                 | -          | n/a                | 750        |
| [080] Darmaraja           | n/a                 | -          | n/a                | -          |
| [090] Cibugel             | n/a                 | -          | n/a                | -          |
| [100] Wado                | n/a                 | -          | n/a                | -          |
| [101] Jatinunggal         | n/a                 | -          | n/a                | -          |
| [111] Jatigede            | n/a                 | -          | n/a                | -          |
| [120] Tomo                | n/a                 | -          | n/a                | -          |
| [130] Ujungjaya           | n/a                 | -          | n/a                | -          |
| [140] Conggeang           | n/a                 | -          | n/a                | -          |
| [150] Paseh               | n/a                 | -          | n/a                | -          |
| [160] Cimalaka            | n/a                 | -          | n/a                | -          |
| [161] Cisarua             | n/a                 | -          | n/a                | -          |
| [170] Tanjungkerta        | n/a                 | -          | n/a                | -          |
| [171] Tanjungsari         | n/a                 | -          | n/a                | -          |
| [180] Buahdua             | n/a                 | -          | n/a                | -          |
| [181] Surian              | n/a                 | 100        | n/a                | -          |
| <b>Kabupaten Sumedang</b> | <b>n/a</b>          | <b>950</b> | <b>n/a</b>         | <b>750</b> |

Catatan/Note: ...

Sumber/Source: BPS, Statistik Pertanian Hortikultura SPH-TBF/BPS-Statistics Indonesia, Agricultural Statistic for Horticulture SPH-TBF

**Tabel**  
**Table** 5.1.6

**Produksi Tanaman Biofarmaka Menurut Kecamatan dan Jenis Tanaman di Kabupaten Sumedang (kg), 2021 and 2022**

**Production of Medicinal Plants by Subdistrict and Kind of Plant in Sumedang Regency (kg), 2021 and 2022**

| Kecamatan<br>Subdistrict  | Jahe<br>Ginger   |                  | Laos/Lengkuas<br>Galanga |                  |
|---------------------------|------------------|------------------|--------------------------|------------------|
|                           | 2021             | 2022             | 2021                     | 2022             |
| (1)                       | (2)              | (3)              | (4)                      | (5)              |
| [010] Jatinangor          | 11 200           | 16 800           | -                        | -                |
| [020] Cimanggung          | -                | 4 620            | -                        | -                |
| [030] Tanjungsari         | 7 000            | 6 300            | -                        | -                |
| [031] Sukasari            | 14 385           | 14 153           | -                        | -                |
| [032] Pamulihan           | 16 800           | 28 315           | -                        | -                |
| [040] Rancakalong         | 304 530          | 690 237          | -                        | -                |
| [050] Sumedang Selatan    | 498 120          | 168 000          | 3 275                    | 3 701            |
| [060] Sumedang Utara      | 12 881           | 12 901           | -                        | -                |
| [061] Ganeas              | 423              | 426              | 289                      | -                |
| [070] Situraja            | 1 807            | 1 781            | 18 642                   | 17 187           |
| [071] Cisitu              | 32 430           | 37 125           | 103 620                  | 105 000          |
| [080] Darmaraja           | -                | -                | -                        | -                |
| [090] Cibugel             | 169 477          | 201 788          | -                        | -                |
| [100] Wado                | 737 873          | 343 545          | -                        | -                |
| [101] Jatinunggal         | 79 996           | 65 711           | -                        | 71 425           |
| [111] Jatigede            | -                | -                | -                        | -                |
| [120] Tomo                | -                | -                | -                        | -                |
| [130] Ujungjaya           | -                | -                | -                        | -                |
| [140] Conggeang           | 15 000           | -                | 14 000                   | -                |
| [150] Paseh               | -                | -                | -                        | -                |
| [160] Cimalaka            | -                | 44 700           | -                        | -                |
| [161] Cisarua             | -                | -                | -                        | -                |
| [170] Tanjungkerta        | 28 468           | 27 974           | 6 889                    | -                |
| [171] Tanjungsari         | 589 300          | 996 000          | 680 778                  | 1 609 500        |
| [180] Buahdua             | -                | -                | -                        | -                |
| [181] Surian              | 600 000          | 152 500          | 1 500 000                | 175 000          |
| <b>Kabupaten Sumedang</b> | <b>3 119 690</b> | <b>2 812 876</b> | <b>2 327 493</b>         | <b>1 981 813</b> |

Lanjutan Tabel/Continued Table 5.1.6

| Kecamatan<br>Subdistrict  | Kencur<br><i>East Indian Galangal</i> |                  | Kunyit<br><i>Turmeric</i> |                  |
|---------------------------|---------------------------------------|------------------|---------------------------|------------------|
|                           | 2021                                  | 2022             | 2021                      | 2022             |
| (1)                       | (6)                                   | (7)              | (8)                       | (9)              |
| [010] Jatinangor          | -                                     | -                | -                         | -                |
| [020] Cimanggung          | -                                     | -                | -                         | 4 107            |
| [030] Tanjungsari         | -                                     | -                | -                         | 4 800            |
| [031] Sukasari            | -                                     | -                | -                         | -                |
| [032] Pamulihan           | -                                     | -                | -                         | -                |
| [040] Rancakalong         | 168                                   | -                | 21 298                    | 13 712           |
| [050] Sumedang Selatan    | 1 923                                 | 2 016            | 15 000                    | 25 625           |
| [060] Sumedang Utara      | 6 134                                 | 6 156            | 26 111                    | 26 123           |
| [061] Ganeas              | 300                                   | 313              | 386                       | 291              |
| [070] Situraja            | 1 386                                 | 1 575            | 7 870                     | 9 669            |
| [071] Cisitu              | 2 468                                 | 9 023            | 120 737                   | 76 365           |
| [080] Darmaraja           | -                                     | -                | -                         | -                |
| [090] Cibugel             | -                                     | -                | 322 200                   | 494 428          |
| [100] Wado                | 10 710                                | 10 710           | 200 000                   | 242 840          |
| [101] Jatinunggal         | 98 578                                | 67 849           | 114 272                   | 45 003           |
| [111] Jatigede            | -                                     | -                | -                         | -                |
| [120] Tomo                | -                                     | -                | -                         | -                |
| [130] Ujungjaya           | -                                     | -                | -                         | -                |
| [140] Conggeang           | 15 600                                | -                | 12 000                    | -                |
| [150] Paseh               | -                                     | -                | -                         | -                |
| [160] Cimalaka            | -                                     | -                | -                         | -                |
| [161] Cisarua             | -                                     | -                | -                         | -                |
| [170] Tanjungkerta        | 20 995                                | 45 549           | 45 549                    | 6 768            |
| [171] Tanjungmedar        | 3 599 000                             | 6 696 500        | 726 800                   | 1 303 500        |
| [180] Buahdua             | -                                     | -                | -                         | -                |
| [181] Surian              | 1 400 000                             | 234 000          | 900 000                   | 32 500           |
| <b>Kabupaten Sumedang</b> | <b>5 157 262</b>                      | <b>7 073 691</b> | <b>2 512 223</b>          | <b>2 285 731</b> |

Catatan/Note: ...

Sumber/Source: BPS, Statistik Pertanian Hortikultura SPH-TBF/BPS-Statistics Indonesia, Agricultural Statistic for Horticulture SPH-TBF

Lanjutan Tabel/Continued Table 5.1.6

| Kecamatan<br>Subdistrict  | Kapulaga<br>Java Cardamom |                | Mengkudu<br>Pace/Indian Mulberry |               |
|---------------------------|---------------------------|----------------|----------------------------------|---------------|
|                           | 2021                      | 2022           | 2021                             | 2022          |
| (1)                       | (6)                       | (7)            | (8)                              | (9)           |
| [010] Jatinangor          | n/a                       | -              | n/a                              | -             |
| [020] Cimanggung          | n/a                       | -              | n/a                              | -             |
| [030] Tanjungsari         | n/a                       | -              | n/a                              | -             |
| [031] Sukasari            | n/a                       | -              | n/a                              | -             |
| [032] Pamulihan           | n/a                       | -              | n/a                              | -             |
| [040] Rancakalong         | n/a                       | -              | n/a                              | -             |
| [050] Sumedang Selatan    | n/a                       | 44 500         | n/a                              | -             |
| [060] Sumedang Utara      | n/a                       | -              | n/a                              | -             |
| [061] Ganeas              | n/a                       | 300            | n/a                              | -             |
| [070] Situraja            | n/a                       | 1 185          | n/a                              | -             |
| [071] Cisitu              | n/a                       | 31 500         | n/a                              | -             |
| [080] Darmaraja           | n/a                       | -              | n/a                              | -             |
| [090] Cibugel             | n/a                       | -              | n/a                              | -             |
| [100] Wado                | n/a                       | -              | n/a                              | -             |
| [101] Jatinunggal         | n/a                       | -              | n/a                              | -             |
| [111] Jatigede            | n/a                       | -              | n/a                              | -             |
| [120] Tomo                | n/a                       | -              | n/a                              | -             |
| [130] Ujungjaya           | n/a                       | -              | n/a                              | -             |
| [140] Conggeang           | n/a                       | 259 250        | n/a                              | -             |
| [150] Paseh               | n/a                       | -              | n/a                              | -             |
| [160] Cimalaka            | n/a                       | -              | n/a                              | -             |
| [161] Cisarua             | n/a                       | -              | n/a                              | -             |
| [170] Tanjungkerta        | n/a                       | 10 650         | n/a                              | 14 460        |
| [171] Tanjungmedar        | n/a                       | -              | n/a                              | -             |
| [180] Buahdua             | n/a                       | -              | n/a                              | -             |
| [181] Surian              | n/a                       | -              | n/a                              | -             |
| <b>Kabupaten Sumedang</b> | <b>n/a</b>                | <b>347 385</b> | <b>n/a</b>                       | <b>14 460</b> |

Catatan/Note: ...

Sumber/Source: BPS, Statistik Pertanian Hortikultura SPH-TBF/BPS-Statistics Indonesia, Agricultural Statistic for Horticulture SPH-TBF



Lanjutan Tabel/Continued Table 5.1.6

| Kecamatan<br>Subdistrict  | Jeruk Nipis<br>Lime |               | Serai<br>Lemongrass |              |
|---------------------------|---------------------|---------------|---------------------|--------------|
|                           | 2021                | 2022          | 2021                | 2022         |
| (1)                       | (6)                 | (7)           | (8)                 | (9)          |
| [010] Jatinangor          | n/a                 | -             | n/a                 | -            |
| [020] Cimanggung          | n/a                 | -             | n/a                 | -            |
| [030] Tanjungsari         | n/a                 | -             | n/a                 | -            |
| [031] Sukasari            | n/a                 | 13 105        | n/a                 | -            |
| [032] Pamulihan           | n/a                 | -             | n/a                 | -            |
| [040] Rancakalong         | n/a                 | -             | n/a                 | -            |
| [050] Sumedang Selatan    | n/a                 | -             | n/a                 | -            |
| [060] Sumedang Utara      | n/a                 | -             | n/a                 | -            |
| [061] Ganeas              | n/a                 | -             | n/a                 | -            |
| [070] Situraja            | n/a                 | -             | n/a                 | -            |
| [071] Cisitu              | n/a                 | -             | n/a                 | 2 250        |
| [080] Darmaraja           | n/a                 | -             | n/a                 | -            |
| [090] Cibugel             | n/a                 | -             | n/a                 | -            |
| [100] Wado                | n/a                 | -             | n/a                 | -            |
| [101] Jatinunggal         | n/a                 | -             | n/a                 | -            |
| [111] Jatigede            | n/a                 | -             | n/a                 | -            |
| [120] Tomo                | n/a                 | -             | n/a                 | -            |
| [130] Ujungjaya           | n/a                 | -             | n/a                 | -            |
| [140] Conggeang           | n/a                 | -             | n/a                 | -            |
| [150] Paseh               | n/a                 | -             | n/a                 | -            |
| [160] Cimalaka            | n/a                 | -             | n/a                 | -            |
| [161] Cisarua             | n/a                 | -             | n/a                 | -            |
| [170] Tanjungkerta        | n/a                 | -             | n/a                 | -            |
| [171] Tanjungmedar        | n/a                 | -             | n/a                 | -            |
| [180] Buahdua             | n/a                 | -             | n/a                 | -            |
| [181] Surian              | n/a                 | 510           | n/a                 | -            |
| <b>Kabupaten Sumedang</b> | <b>n/a</b>          | <b>13 615</b> | <b>n/a</b>          | <b>2 250</b> |

Catatan/Note: ...

Sumber/Source: BPS, Statistik Pertanian Hortikultura SPH-TBF/BPS-Statistics Indonesia, Agricultural Statistic for Horticulture SPH-TBF

**Tabel**  
**Table** 5.1.7

**Luas Panen Tanaman Biofarmaka Menurut Jenis Tanaman di Kabupaten Sumedang (m<sup>2</sup>), 2019–2022**  
**Harvested Area of Medicinal Plants by Kind of Plant in Sumedang Regency (m<sup>2</sup>), 2019–2022**

| Jenis Tanaman<br>Kind of Plants    | 2019    | 2020    | 2021      | 2022      |
|------------------------------------|---------|---------|-----------|-----------|
| (1)                                | (2)     | (3)     | (4)       | (5)       |
| <i>Jahe/Ginger</i>                 | 612 245 | 448 803 | 953 748   | 889 390   |
| <i>Keji Beling/Verbenaceae</i>     | n/a     | n/a     | n/a       | -         |
| <i>Kapulaga/Java Cardamom</i>      | 30 500  | 5 500   | 205 718   | 276 967   |
| <i>Kencur/East Indian Galangal</i> | 470 238 | 456 599 | 2 016 418 | 2 511 914 |
| <i>Kunyit/Turmeric</i>             | 931 990 | 811 389 | 905 258   | 723 994   |
| <i>Laos/Lengkuas/ Galanga</i>      | 217 357 | 228 484 | 697 780   | 560 069   |
| <i>Mengkudu/Pace Mulberry</i>      | n/a     | n/a     | n/a       | 20 000    |
| <i>Jeruk Nipis/Lime</i>            | n/a     | n/a     | n/a       | 950       |
| <i>Serai/Lemongrass</i>            | n/a     | n/a     | n/a       | 750       |

Catatan/Note: ...

Sumber/Source: BPS, Statistik Pertanian Hortikultura SPH-TBF/BPS-Statistics Indonesia, Agricultural Statistic for Horticulture SPH-TBF

**Tabel** 5.1.8 **Produksi Tanaman Biofarmaka Menurut Jenis Tanaman di Kabupaten Sumedang (kg), 2019–2022**  
**Table** 5.1.8 **Production of Medicinal Plants by Kind of Plant in Sumedang Regency (kg), 2019–2022**

| Jenis Tanaman<br>Kind of Plants      | 2019      | 2020      | 2021      | 2022      |
|--------------------------------------|-----------|-----------|-----------|-----------|
| (1)                                  | (2)       | (3)       | (4)       | (5)       |
| <i>Jahe/Ginger</i>                   | 1 360 493 | 941 232   | 3 119 690 | 2 812 876 |
| <i>Kapulaga/Java Cardamom</i>        | 31 900    | 6 875     | 280 441   | 347 385   |
| <i>Kencur/East Indian Galangal</i>   | 547 195   | 757 615   | 5 157 262 | 7 073 691 |
| <i>Kunyit/Turmeric</i>               | 2 700 358 | 1 289 218 | 2 512 223 | 2 285 731 |
| <i>Mengkudu/Pace/Indian Mulberry</i> | n/a       | n/a       | n/a       | 14 460    |
| <i>Jeruk Nipis/Lime</i>              | n/a       | n/a       | n/a       | 13 615    |
| <i>Serai/Lemongrass</i>              | n/a       | n/a       | n/a       | 2 250     |

Catatan/Note: ...

Sumber/Source: BPS, Statistik Pertanian Hortikultura SPH-TBF/BPS-Statistics Indonesia, Agricultural Statistic for Horticulture SPH-TBF

**Tabel**  
**Table** 5.1.9

**Luas Panen Tanaman Hias Menurut Kecamatan dan Jenis Tanaman di Kabupaten Sumedang (m<sup>2</sup>), 2021 and 2022**  
**Harvested Area of Ornamental Plants by Subdistrict and Kind of Plant in Sumedang Regency (m<sup>2</sup>), 2021 and 2022**

| Kecamatan<br>Subdistrict | Anggrek Pot/ Orchid<br>Potted |       | Krisan/Chrysantemum |      | Mawar/Rose |      |
|--------------------------|-------------------------------|-------|---------------------|------|------------|------|
|                          | 2021                          | 2022  | 2021                | 2022 | 2021       | 2022 |
| (1)                      | (2)                           | (3)   | (4)                 | (5)  | (6)        | (7)  |
| [010] Jatinangor         | -                             | -     | -                   | -    | -          | -    |
| [020] Cimanggung         | -                             | -     | -                   | -    | -          | -    |
| [030] Tanjungsari        | -                             | 2 240 | 150                 | 260  | -          | -    |
| [031] Sukasari           | -                             | -     | 347                 | 85   | 126        | 126  |
| [032] Pamulihan          | -                             | -     | -                   | -    | -          | -    |
| [040] Rancakalong        | -                             | -     | -                   | -    | -          | -    |
| [050] Sumedang Selatan   | -                             | -     | -                   | -    | -          | -    |
| [060] Sumedang Utara     | -                             | -     | -                   | -    | -          | -    |
| [061] Ganeas             | -                             | -     | -                   | -    | -          | -    |
| [070] Situraja           | -                             | -     | -                   | -    | -          | -    |
| [071] Cisitu             | -                             | -     | -                   | -    | -          | -    |
| [080] Darmaraja          | -                             | -     | -                   | -    | -          | -    |
| [090] Cibugel            | -                             | -     | -                   | -    | -          | -    |
| [100] Wado               | -                             | -     | -                   | -    | -          | -    |
| [101] Jatinunggal        | -                             | -     | -                   | -    | -          | -    |
| [111] Jatigede           | -                             | -     | -                   | -    | -          | -    |
| [120] Tomo               | -                             | -     | -                   | -    | -          | -    |
| [130] Ujungjaya          | -                             | -     | -                   | -    | -          | -    |
| [140] Conggeang          | -                             | -     | -                   | -    | -          | -    |
| [150] Paseh              | -                             | -     | -                   | -    | -          | -    |
| [160] Cimalaka           | -                             | -     | -                   | -    | -          | -    |
| [161] Cisarua            | -                             | -     | -                   | -    | -          | -    |
| [170] Tanjungkerta       | -                             | -     | -                   | -    | -          | -    |
| [171] Tanjungmedar       | -                             | -     | -                   | -    | -          | -    |
| [180] Buahdua            | -                             | -     | -                   | -    | -          | -    |
| [181] Surian             | -                             | -     | -                   | -    | -          | -    |

Lanjutan Tabel/*Continued Table* 5.1.9

| Kecamatan<br>Subdistrict  | Sedap Malam/ <i>Tuberose</i> |            | Melati/ <i>Jasmine</i> |          | Pedang-Pedangan/<br><i>Sansevieria</i> |          |
|---------------------------|------------------------------|------------|------------------------|----------|--|----------|
|                           | 2021                         | 2022       | 2021                   | 2022     | 2021                                   | 2022     |
| (1)                       | (8)                          | (9)        | (10)                   | (11)     | (12)                                   | (13)     |
| [010] Jatinangor          | -                            | -          | -                      | -        | -                                      | -        |
| [020] Cimanggung          | -                            | -          | -                      | -        | -                                      | -        |
| [030] Tanjungsari         | 100                          | 150        | -                      | -        | -                                      | -        |
| [031] Sukasari            | 28                           | 28         | -                      | -        | -                                      | -        |
| [032] Pamulihan           | -                            | -          | -                      | -        | -                                      | -        |
| [040] Rancakalong         | -                            | -          | -                      | -        | -                                      | -        |
| [050] Sumedang Selatan    | -                            | -          | -                      | -        | -                                      | -        |
| [060] Sumedang Utara      | -                            | -          | -                      | -        | -                                      | -        |
| [061] Ganeas              | -                            | -          | -                      | -        | -                                      | -        |
| [070] Situraja            | -                            | -          | -                      | -        | -                                      | -        |
| [071] Cisitu              | -                            | -          | -                      | -        | -                                      | -        |
| [080] Darmaraja           | -                            | -          | -                      | -        | -                                      | -        |
| [090] Cibugel             | -                            | -          | -                      | -        | -                                      | -        |
| [100] Wado                | -                            | -          | -                      | -        | -                                      | -        |
| [101] Jatinunggal         | -                            | -          | -                      | -        | -                                      | -        |
| [111] Jatigede            | -                            | -          | -                      | -        | -                                      | -        |
| [120] Tomo                | -                            | -          | -                      | -        | -                                      | -        |
| [130] Ujungjaya           | -                            | -          | -                      | -        | -                                      | -        |
| [140] Conggeang           | -                            | -          | -                      | -        | -                                      | -        |
| [150] Paseh               | -                            | -          | -                      | -        | -                                      | -        |
| [160] Cimalaka            | -                            | -          | -                      | -        | -                                      | -        |
| [161] Cisarua             | -                            | -          | -                      | -        | -                                      | -        |
| [170] Tanjungkerta        | -                            | -          | -                      | -        | -                                      | -        |
| [171] Tanjungmedar        | -                            | -          | -                      | -        | -                                      | -        |
| [180] Buahdua             | -                            | -          | -                      | -        | -                                      | -        |
| [181] Surian              | -                            | -          | -                      | -        | -                                      | -        |
| <b>Kabupaten Sumedang</b> | <b>128</b>                   | <b>178</b> | <b>-</b>               | <b>-</b> | <b>-</b>                               | <b>-</b> |

Catatan/*Note*: ...

Sumber/*Source*: BPS, Statistik Pertanian Hortikultura SPH-TH/*BPS-Statistics Indonesia, Agricultural Statistik for Horticulture SPH-TH*

**Tabel**  
**Table** 5.1.10

**Produksi Tanaman Hias Menurut Kecamatan dan Jenis Tanaman di Kabupaten Sumedang (tangkai), 2021 and 2022**

*Production of Ornamental Plants by Subdistrict and Kind of Plant in Sumedang Regency (stalks), 2021 and 2022*

| Kecamatan<br>Subdistrict<br>(1) | Anggrek/ <i>Orchid</i> |               | Krisan/ <i>Chrysantemum</i> |              | Mawar/ <i>Rose</i> |              |
|---------------------------------|------------------------|---------------|-----------------------------|--------------|--------------------|--------------|
|                                 | 2021<br>(2)            | 2022<br>(3)   | 2021<br>(4)                 | 2022<br>(5)  | 2021<br>(6)        | 2022<br>(7)  |
| [010] Jatinangor                | -                      | -             | -                           | -            | -                  | -            |
| [020] Cimanggung                | -                      | -             | -                           | -            | -                  | -            |
| [030] Tanjungsari               | -                      | 44 800        | 15 000                      | 4 160        | -                  | -            |
| [031] Sukasari                  | -                      | -             | 22 915                      | 5 525        | 6 420              | 1 890        |
| [032] Pamulihan                 | -                      | -             | -                           | -            | -                  | -            |
| [040] Rancakalong               | -                      | -             | -                           | -            | -                  | -            |
| [050] Sumedang Selatan          | -                      | -             | -                           | -            | -                  | -            |
| [060] Sumedang Utara            | -                      | -             | -                           | -            | -                  | -            |
| [061] Ganeas                    | -                      | -             | -                           | -            | -                  | -            |
| [070] Situraja                  | -                      | -             | -                           | -            | -                  | -            |
| [071] Cisitu                    | -                      | -             | -                           | -            | -                  | -            |
| [080] Darmaraja                 | -                      | -             | -                           | -            | -                  | -            |
| [090] Cibugel                   | -                      | -             | -                           | -            | -                  | -            |
| [100] Wado                      | -                      | -             | -                           | -            | -                  | -            |
| [101] Jatinunggal               | -                      | -             | -                           | -            | -                  | -            |
| [111] Jatigede                  | -                      | -             | -                           | -            | -                  | -            |
| [120] Tomo                      | -                      | -             | -                           | -            | -                  | -            |
| [130] Ujungjaya                 | -                      | -             | -                           | -            | -                  | -            |
| [140] Conggeang                 | -                      | -             | -                           | -            | -                  | -            |
| [150] Paseh                     | -                      | -             | -                           | -            | -                  | -            |
| [160] Cimalaka                  | -                      | -             | -                           | -            | -                  | -            |
| [161] Cisarua                   | -                      | -             | -                           | -            | -                  | -            |
| [170] Tanjungkerta              | -                      | -             | -                           | -            | -                  | -            |
| [171] Tanjungsmedar             | -                      | -             | -                           | -            | -                  | -            |
| [180] Buahdua                   | -                      | -             | -                           | -            | -                  | -            |
| [181] Surian                    | -                      | -             | -                           | -            | -                  | -            |
| <b>Kabupaten Sumedang</b>       | <b>-</b>               | <b>44 800</b> | <b>37 915</b>               | <b>9 685</b> | <b>6 420</b>       | <b>1 890</b> |

Lanjutan Tabel/*Continued Table* 5.1.10

| Kecamatan<br>Subdistrict  | Sedap Malam/ <i>Tuberose</i> |              | Melati/ <i>Jasmine</i> |      | Pedang-Pedangan/<br><i>Sansevieria</i> |      |
|---------------------------|------------------------------|--------------|------------------------|------|--|------|
|                           | 2021                         | 2022         | 2021                   | 2022 | 2021                                   | 2022 |
| (1)                       | (8)                          | (9)          | (10)                   | (11) | (12)                                   | (13) |
| [010] Jatinangor          | -                            | -            | -                      | -    | -                                      | -    |
| [020] Cimanggung          | -                            | -            | -                      | -    | -                                      | -    |
| [030] Tanjungsari         | 1 800                        | 2 700        | -                      | -    | -                                      | -    |
| [031] Sukasari            | 1 200                        | 700          | -                      | -    | -                                      | -    |
| [032] Pamulihan           | -                            | -            | -                      | -    | -                                      | -    |
| [040] Rancakalong         | -                            | -            | -                      | -    | -                                      | -    |
| [050] Sumedang Selatan    | -                            | -            | -                      | -    | -                                      | -    |
| [060] Sumedang Utara      | -                            | -            | -                      | -    | -                                      | -    |
| [061] Ganeas              | -                            | -            | -                      | -    | -                                      | -    |
| [070] Situraja            | -                            | -            | -                      | -    | -                                      | -    |
| [071] Cisitu              | -                            | -            | -                      | -    | -                                      | -    |
| [080] Darmaraja           | -                            | -            | -                      | -    | -                                      | -    |
| [090] Cibugel             | -                            | -            | -                      | -    | -                                      | -    |
| [100] Wado                | -                            | -            | -                      | -    | -                                      | -    |
| [101] Jatinunggal         | -                            | -            | -                      | -    | -                                      | -    |
| [111] Jatigede            | -                            | -            | -                      | -    | -                                      | -    |
| [120] Tomo                | -                            | -            | -                      | -    | -                                      | -    |
| [130] Ujungjaya           | -                            | -            | -                      | -    | -                                      | -    |
| [140] Conggeang           | -                            | -            | -                      | -    | -                                      | -    |
| [150] Paseh               | -                            | -            | -                      | -    | -                                      | -    |
| [160] Cimalaka            | -                            | -            | -                      | -    | -                                      | -    |
| [161] Cisarua             | -                            | -            | -                      | -    | -                                      | -    |
| [170] Tanjungkerta        | -                            | -            | -                      | -    | -                                      | -    |
| [171] Tanjungmedar        | -                            | -            | -                      | -    | -                                      | -    |
| [180] Buahdua             | -                            | -            | -                      | -    | -                                      | -    |
| [181] Surian              | -                            | -            | -                      | -    | -                                      | -    |
| <b>Kabupaten Sumedang</b> | <b>3 000</b>                 | <b>3 400</b> | -                      | -    | -                                      | -    |

Catatan/*Note*: ...

Sumber/*Source*: BPS, Statistik Pertanian Hortikultura SPH-TH/BPS-*Statistics Indonesia, Agricultural Statistik for Horticulture SPH-TH*

**Tabel** 5.1.11 **Luas Panen Tanaman Hias Menurut Jenis Tanaman di Kabupaten Sumedang (m<sup>2</sup>), 2019–2022**  
**Table** 5.1.11 **Harvested Area of Ornamental Plants by Kind of Plant in Sumedang Regency (m<sup>2</sup>), 2019–2022**

| Jenis Tanaman<br>Kind of Plants       | 2019  | 2020  | 2021 | 2022  |
|---------------------------------------|-------|-------|------|-------|
| (1)                                   | (2)   | (3)   | (4)  | (5)   |
| Anggrek/ Orchid                       | 147   | 495   | -    | -     |
| Anthurium Bunga/ Flamingo Lily Flower | 4     | 13    | -    | -     |
| Dracaena/ Dracaena                    | -     | -     | -    | -     |
| Herbras/ Gerbera                      | 66    | 90    | -    | -     |
| Kamboja Jepang/ Adenium               | -     | 21    | -    | -     |
| Krisan/ Chrysantemum                  | 2 010 | 2 685 | 497  | 345   |
| Mawar/ Rose                           | 104   | 128   | 126  | 126   |
| Melati/ Jasmine                       | 37    | 49    | -    | -     |
| Pakis/ Leather Leaf Fern              | -     | 25    | -    | -     |
| Palem/ Palm                           | -     | 89    | -    | -     |
| Pedang-Pedangan/ Sansevieria          | 60    | 118   | -    | -     |
| Philodendron/ Philodendron            | -     | 51    | -    | -     |
| Sedap Malam/ Tuberose                 | 75    | 75    | 128  | 178   |
| Soka/ Ixora                           | 40    | 105   | -    | -     |
| Sri Rejeki/ Aglaonema                 | 3     | 11    | -    | -     |
| Anggrek Pot / Potted Cut              | n/a   | n/a   | n/a  | 2 240 |

Catatan/Note: ...

Sumber/Source: BPS, Statistik Pertanian Hortikultura SPH-TH/BPS-Statistics Indonesia, Agricultural Statistik for Horticulture SPH-TH



**Tabel** 5.1.12 **Produksi Tanaman Hias Menurut Jenis Tanaman di Kabupaten Sumedang (tangkai), 2019–2022**  
**Table** 5.1.12 **Production of Ornamental Plants by Kind of Plant n Sumedang Regency (stalks), 2019–2022**

| Jenis Tanaman<br>Kind of Plants       | 2019    | 2020    | 20201  | 2022   |
|---------------------------------------|---------|---------|--------|--------|
| (1)                                   | (2)     | (3)     | (4)    | (5)    |
| Anggrek/ Orchid                       | 2 550   | 4 715   | -      | -      |
| Anthurium Bunga/ Flamingo Lily Flower | 7       | 258     | -      | -      |
| Dracaena/ Dracaena                    | -       | -       | -      | -      |
| Herbras/ Gerbera                      | 330     | 2 090   | -      | -      |
| Kamboja Jepang/ Adenium               | -       | 525     | -      | -      |
| Krisan/ Chrysantemum                  | 140 760 | 182 050 | 37 915 | 9 685  |
| Mawar/ Rose                           | 210     | 1 508   | 6 420  | 1 890  |
| Melati/ Jasmine                       | 592     | 760     | -      | -      |
| Pakis/ Leather Leaf Fern              | -       | 225     | -      | -      |
| Palem/ Palm                           | -       | 148     | -      | -      |
| Pedang-Pedangan/ Sansevieria          | 250     | 2 750   | -      | -      |
| Philodendron/ Philodendron            | -       | 51      | -      | -      |
| Sedap Malam/ Tuberose                 | 950     | 2 275   | 3 000  | 3 400  |
| Soka/ Ixora                           | 40      | 110     | -      | -      |
| Anggrek Pot/Cut Orchid                | n/a     | n/a     | n/a    | 44 800 |

Catatan/Note: ...

Sumber/Source: BPS, Statistik Pertanian Hortikultura SPH-TH/BPS-Statistics Indonesia, Agricultural Statistik for Horticulture SPH-TH

**Tabel**  
**Table** 5.1.13

**Produksi Buah-buahan Menurut Kecamatan dan Jenis Tanaman di Kabupaten Sumedang (kuintal), 2021 and 2022**

*Production of Fruits by Subdistrict and Kind of Plant in Sumedang Regency (kuintal), 2021 and 2022*

| Kecamatan<br>Subdistrict  | Mangga/Mango   |                | Durian/Durian |               |
|---------------------------|----------------|----------------|---------------|---------------|
|                           | 2021           | 2022           | 2021          | 2022          |
| (1)                       | (2)            | (3)            | (4)           | (5)           |
| [010] Jatinangor          | 212            | 1 763          | -             | -             |
| [020] Cimanggung          | 74             | 409            | -             | -             |
| [030] Tanjung Sari        | 549            | 396            | 702           | 110           |
| [031] Sukasari            | 508            | 337            | 389           | 143           |
| [032] Pamulihan           | 1 924          | 4 361          | 747           | -             |
| [040] Rancakalong         | 4 195          | 8 389          | 11 357        | 17 219        |
| [050] Sumedang Selatan    | 5 535          | 7 938          | 1 773         | 1 929         |
| [060] Sumedang Utara      | 629            | 3 499          | 404           | 2 559         |
| [061] Ganeas              | 727            | 2 396          | 579           | 2 088         |
| [070] Situraja            | 5 343          | 9 179          | 1 831         | 5 258         |
| [071] Cisitu              | 2 770          | 1 945          | 4 679         | 4 657         |
| [080] Darmaraja           | 21 591         | 25 694         | 1 518         | 1 518         |
| [090] Cibugel             | 4 540          | 7 245          | 923           | 788           |
| [100] Wado                | 372            | 396            | 2 156         | 127           |
| [101] Jatinunggal         | 384            | 19 561         | -             | -             |
| [111] Jatigede            | 434 816        | 259 261        | -             | -             |
| [120] Tomo                | 93 158         | 135 111        | -             | -             |
| [130] Ujungjaya           | 76 601         | 87 622         | -             | -             |
| [140] Conggeang           | 754            | 12 550         | 3 811         | 1 307         |
| [150] Paseh               | 1 159          | 2 828          | 89            | 168           |
| [160] Cimalaka            | 600            | 600            | 125           | 118           |
| [161] Cisarua             | 48             | 402            | 9             | 135           |
| [170] Tanjungkerta        | 2 038          | 600            | 328           | 309           |
| [171] Tanjungmedar        | 4 383          | 6 820          | 1 295         | 1 692         |
| [180] Buahdua             | 1 404          | 8 967          | 4 340         | 2 872         |
| [181] Surian              | 8 217          | 6 874          | 45 570        | 1 948         |
| <b>Kabupaten Sumedang</b> | <b>672 531</b> | <b>615 143</b> | <b>82 624</b> | <b>44 945</b> |

Lanjutan Tabel/Continued Table 5.1.13

| Kecamatan<br>Subdistrict  | Jeruk Siam/Orange/Tangerine |               | Pisang/Banana    |                  |
|---------------------------|-----------------------------|---------------|------------------|------------------|
|                           | 2021                        | 2022          | 2021             | 2022             |
| (1)                       | (6)                         | (7)           | (8)              | (9)              |
| [010] Jatinangor          | -                           | -             | 493              | 3 571            |
| [020] Cimanggung          | 77                          | -             | 4 317            | 4 499            |
| [030] Tanjungsari         | 1 285                       | 1 585         | 32 181           | 10 912           |
| [031] Sukasari            | 819                         | 19            | 3 782            | 3 920            |
| [032] Pamulihan           | -                           | -             | 9 869            | 11 217           |
| [040] Rancakalong         | 3 385                       | 6 770         | 72 174           | 120 392          |
| [050] Sumedang Selatan    | 1 267                       | 2 067         | 10 323           | 8 678            |
| [060] Sumedang Utara      | 7                           | 219           | 306              | 5 947            |
| [061] Ganeas              | -                           | -             | 11 543           | 9 026            |
| [070] Situraja            | 10                          | 2             | 27 913           | 56 955           |
| [071] Cisitu              | 16                          | 16            | 12 193           | 16 375           |
| [080] Darmaraja           | -                           | -             | 2 787            | 6 221            |
| [090] Cibugel             | 46                          | 18            | 1 523            | 671              |
| [100] Wado                | 361                         | 5             | 4 803            | 8 478            |
| [101] Jatinunggal         | -                           | -             | 3 208            | 7 352            |
| [111] Jatigede            | -                           | -             | 164 754          | 146 896          |
| [120] Tomo                | -                           | -             | 55 226           | 67 069           |
| [130] Ujungjaya           | -                           | -             | 212 843          | 90 117           |
| [140] Conggeang           | 204                         | 392           | 4 476            | 4 402            |
| [150] Paseh               | 11                          | 10            | 5 607            | 23 070           |
| [160] Cimalaka            | 47                          | 48            | 1 037            | 1 071            |
| [161] Cisarua             | -                           | 55            | 720              | 506              |
| [170] Tanjungkerta        | 21                          | 40            | 2 830            | 2 909            |
| [171] Tanjungmedar        | 62                          | 102           | 79 139           | 74 703           |
| [180] Buahdua             | 320                         | 350           | 53 415           | 191 718          |
| [181] Surian              | 11                          | 42            | 771 895          | 234 547          |
| <b>Kabupaten Sumedang</b> | <b>7 948</b>                | <b>11 740</b> | <b>1 549 358</b> | <b>1 111 221</b> |

Lanjutan Tabel/Continued Table 5.1.13

| Kecamatan<br>Subdistrict  | Pepaya/Papaya |               | Salak/Snakefruit |               |
|---------------------------|---------------|---------------|------------------|---------------|
|                           | 2021          | 2022          | 2021             | 2022          |
| (1)                       | (10)          | (11)          | (12)             | (13)          |
| [010] Jatinangor          | 550           | 458           | -                | -             |
| [020] Cimanggung          | 1 208         | 11            | -                | -             |
| [030] Tanjungsari         | 5 743         | 2 069         | -                | -             |
| [031] Sukasari            | 797           | 809           | -                | -             |
| [032] Pamulihan           | 2 468         | 1 402         | 737              | 600           |
| [040] Rancakalong         | 260           | 571           | 202              | 202           |
| [050] Sumedang Selatan    | 156           | 845           | 20               | 27            |
| [060] Sumedang Utara      | 34            | 2 134         | 19               | 53            |
| [061] Ganeas              | 3 492         | 2 470         | -                | -             |
| [070] Situraja            | 163           | 77            | 61               | 4             |
| [071] Cisitu              | 1 150         | 861           | 1 055            | 190           |
| [080] Darmaraja           | -             | -             | -                | -             |
| [090] Cibugel             | -             | -             | -                | -             |
| [100] Wado                | 253           | 380           | 19               | 7             |
| [101] Jatinunggal         | 88            | 71            | -                | -             |
| [111] Jatigede            | 304           | 225           | -                | -             |
| [120] Tomo                | 1 185         | 740           | -                | -             |
| [130] Ujungjaya           | 3 942         | -             | -                | -             |
| [140] Conggeang           | 113           | 179           | 11 516           | 18 348        |
| [150] Paseh               | 463           | 1 971         | 6 894            | 9 130         |
| [160] Cimalaka            | 469           | 528           | 54               | 54            |
| [161] Cisarua             | 51            | 30            | 3                | 10            |
| [170] Tanjungkerta        | 1 144         | 242           | 5                | 24            |
| [171] Tanjungsari         | 109           | 95            | 180              | 164           |
| [180] Buahdua             | 14            | 34            | 886              | 45            |
| [181] Surian              | 276           | -             | 103              | 6             |
| <b>Kabupaten Sumedang</b> | <b>24 432</b> | <b>16 201</b> | <b>21 754</b>    | <b>28 864</b> |

Lanjutan Tabel/*Continued Table* 5.1.13

| Kecamatan<br>Subdistrict  | Alpukat/ Avocado |               | Nangka/Cempedak/ Jackfruit |               |
|---------------------------|------------------|---------------|----------------------------|---------------|
|                           | 2021             | 2022          | 2021                       | 2022          |
| (1)                       | (10)             | (11)          | (12)                       | (13)          |
| [010] Jatinangor          | -                | -             | 1 217                      | 2 571         |
| [020] Cimanggung          | 831              | 7 814         | 6 675                      | 473           |
| [030] Tanjungsari         | 32 516           | 5 472         | 3 665                      | 2 985         |
| [031] Sukasari            | 2 026            | 2 861         | 2 249                      | 1 941         |
| [032] Pamulihan           | 7 625            | 5 386         | 2 720                      | 1 595         |
| [040] Rancakalong         | 11 121           | 22 818        | 1 251                      | 260           |
| [050] Sumedang Selatan    | 2 365            | 4 383         | -                          | 2 644         |
| [060] Sumedang Utara      | 52               | 772           | 235                        | 742           |
| [061] Ganeas              | 375              | 1 874         | -                          | 636           |
| [070] Situraja            | 1 640            | 2 556         | 4 047                      | -             |
| [071] Cisitu              | 1 426            | 2 278         | 4 381                      | 2 080         |
| [080] Darmaraja           | 734              | 742           | -                          | -             |
| [090] Cibugel             | 5 520            | 6 066         | 5 220                      | 5 330         |
| [100] Wado                | 1 565            | 13 682        | 124                        | 484           |
| [101] Jatinunggal         | -                | -             | -                          | -             |
| [111] Jatigede            | -                | -             | 597                        | -             |
| [120] Tomo                | -                | -             | 12 830                     | 12 784        |
| [130] Ujungjaya           | -                | -             | 10 705                     | -             |
| [140] Conggeang           | 977              | 1 100         | -                          | 2 216         |
| [150] Paseh               | 279              | 270           | -                          | 118           |
| [160] Cimalaka            | 427              | 427           | 561                        | 800           |
| [161] Cisarua             | 11               | 101           | 11                         | 130           |
| [170] Tanjungkerta        | 855              | 191           | 151                        | 24            |
| [171] Tanjungsmedar       | 745              | 6 066         | -                          | 7             |
| [180] Buahdua             | 2 088            | 1 599         | 241                        | 366           |
| [181] Surian              | 2 983            | 893           | 893                        | 437           |
| <b>Kabupaten Sumedang</b> | <b>76 161</b>    | <b>87 351</b> | <b>57 773</b>              | <b>38 624</b> |

Lanjutan Tabel/Continued Table 5.1.13

| Kecamatan<br>Subdistrict  | Anggur/ Grape |           | Belimbing/Star Fruit |              |
|---------------------------|---------------|-----------|----------------------|--------------|
|                           | 2021          | 2022      | 2021                 | 2022         |
| (1)                       | (10)          | (11)      | (12)                 | (13)         |
| [010] Jatinangor          | n/a           | -         | n/a                  | -            |
| [020] Cimanggung          | n/a           | -         | n/a                  | -            |
| [030] Tanjungsari         | n/a           | -         | n/a                  | 77           |
| [031] Sukasari            | n/a           | -         | n/a                  | 18           |
| [032] Pamulihan           | n/a           | -         | n/a                  | -            |
| [040] Rancakalong         | n/a           | -         | n/a                  | 582          |
| [050] Sumedang Selatan    | n/a           | -         | n/a                  | 204          |
| [060] Sumedang Utara      | n/a           | 10        | n/a                  | 15           |
| [061] Ganeas              | n/a           | -         | n/a                  | -            |
| [070] Situraja            | n/a           | -         | n/a                  | 1            |
| [071] Cisitu              | n/a           | -         | n/a                  | 64           |
| [080] Darmaraja           | n/a           | -         | n/a                  | -            |
| [090] Cibugel             | n/a           | -         | n/a                  | -            |
| [100] Wado                | n/a           | -         | n/a                  | 2            |
| [101] Jatinunggal         | n/a           | -         | n/a                  | -            |
| [111] Jatigede            | n/a           | -         | n/a                  | -            |
| [120] Tomo                | n/a           | -         | n/a                  | 96           |
| [130] Ujungjaya           | n/a           | -         | n/a                  | -            |
| [140] Conggeang           | n/a           | -         | n/a                  | 26           |
| [150] Paseh               | n/a           | -         | n/a                  | 6            |
| [160] Cimalaka            | n/a           | -         | n/a                  | 17           |
| [161] Cisarua             | n/a           | -         | n/a                  | -            |
| [170] Tanjungkerta        | n/a           | -         | n/a                  | 19           |
| [171] Tanjungsmedar       | n/a           | -         | n/a                  | 4            |
| [180] Buahdua             | n/a           | -         | n/a                  | 2            |
| [181] Surian              | n/a           | -         | n/a                  | -            |
| <b>Kabupaten Sumedang</b> | <b>n/a</b>    | <b>10</b> | <b>n/a</b>           | <b>1 131</b> |

Lanjutan Tabel/Continued Table 5.1.13

| Kecamatan<br>Subdistrict  | Duku/ Langsat/Kokosan |              | Jambu Air JWater Apple |              |
|---------------------------|-----------------------|--------------|------------------------|--------------|
|                           | 2021                  | 2022         | 2021                   | 2022         |
| (1)                       | (10)                  | (11)         | (12)                   | (13)         |
| [010] Jatinangor          | n/a                   | -            | n/a                    | -            |
| [020] Cimanggung          | n/a                   | -            | n/a                    | 4            |
| [030] Tanjungsari         | n/a                   | -            | n/a                    | 369          |
| [031] Sukasari            | n/a                   | -            | n/a                    | 52           |
| [032] Pamulihan           | n/a                   | -            | n/a                    | -            |
| [040] Rancakalong         | n/a                   | 1 506        | n/a                    | -            |
| [050] Sumedang Selatan    | n/a                   | 549          | n/a                    | 795          |
| [060] Sumedang Utara      | n/a                   | 6            | n/a                    | 17           |
| [061] Ganeas              | n/a                   | -            | n/a                    | -            |
| [070] Situraja            | n/a                   | -            | n/a                    | -            |
| [071] Cisitu              | n/a                   | -            | n/a                    | 158          |
| [080] Darmaraja           | n/a                   | -            | n/a                    | -            |
| [090] Cibugel             | n/a                   | -            | n/a                    | -            |
| [100] Wado                | n/a                   | -            | n/a                    | 200          |
| [101] Jatinunggal         | n/a                   | -            | n/a                    | 34           |
| [111] Jatigede            | n/a                   | -            | n/a                    | -            |
| [120] Tomo                | n/a                   | -            | n/a                    | 3 743        |
| [130] Ujungjaya           | n/a                   | -            | n/a                    | -            |
| [140] Conggeang           | n/a                   | 14           | n/a                    | 28           |
| [150] Paseh               | n/a                   | 36           | n/a                    | 6            |
| [160] Cimalaka            | n/a                   | -            | n/a                    | 26           |
| [161] Cisarua             | n/a                   | -            | n/a                    | -            |
| [170] Tanjungkerta        | n/a                   | 32           | n/a                    | -            |
| [171] Tanjungsmedar       | n/a                   | 74           | n/a                    | -            |
| [180] Buahdua             | n/a                   | 3            | n/a                    | -            |
| [181] Surian              | n/a                   | -            | n/a                    | 10           |
| <b>Kabupaten Sumedang</b> | <b>n/a</b>            | <b>2 219</b> | <b>n/a</b>             | <b>5 442</b> |

Lanjutan Tabel/Continued Table 5.1.13

| Kecamatan<br>Subdistrict  | Jambu Biji/ Guava |               | Jengkol/Jengkol |              |
|---------------------------|-------------------|---------------|-----------------|--------------|
|                           | 2021              | 2022          | 2021            | 2022         |
| (1)                       | (10)              | (11)          | (12)            | (13)         |
| [010] Jatinangor          | n/a               | 89            | n/a             | -            |
| [020] Cimanggung          | n/a               | -             | n/a             | -            |
| [030] Tanjungsari         | n/a               | 692           | n/a             | -            |
| [031] Sukasari            | n/a               | 248           | n/a             | -            |
| [032] Pamulihan           | n/a               | 143           | n/a             | -            |
| [040] Rancakalong         | n/a               | 247           | n/a             | -            |
| [050] Sumedang Selatan    | n/a               | 1 235         | n/a             | 2 583        |
| [060] Sumedang Utara      | n/a               | 5             | n/a             | -            |
| [061] Ganeas              | n/a               | 137           | n/a             | 98           |
| [070] Situraja            | n/a               | -             | n/a             | -            |
| [071] Cisitu              | n/a               | 312           | n/a             | 544          |
| [080] Darmaraja           | n/a               | 1 900         | n/a             | 1 106        |
| [090] Cibugel             | n/a               | -             | n/a             | -            |
| [100] Wado                | n/a               | 25            | n/a             | 204          |
| [101] Jatinunggal         | n/a               | -             | n/a             | -            |
| [111] Jatigede            | n/a               | 1 068         | n/a             | -            |
| [120] Tomo                | n/a               | 19 380        | n/a             | -            |
| [130] Ujungjaya           | n/a               | -             | n/a             | -            |
| [140] Conggeang           | n/a               | 119           | n/a             | 19           |
| [150] Paseh               | n/a               | -             | n/a             | -            |
| [160] Cimalaka            | n/a               | 145           | n/a             | -            |
| [161] Cisarua             | n/a               | 15            | n/a             | -            |
| [170] Tanjungkerta        | n/a               | 72            | n/a             | 159          |
| [171] Tanjungsmedar       | n/a               | 92            | n/a             | 1 242        |
| [180] Buahdua             | n/a               | -             | n/a             | 70           |
| [181] Surian              | n/a               | -             | n/a             | 2 006        |
| <b>Kabupaten Sumedang</b> | <b>n/a</b>        | <b>25 923</b> | <b>n/a</b>      | <b>8 031</b> |



Lanjutan Tabel/Continued Table 5.1.13

| Kecamatan<br>Subdistrict  | Jeruk Besar <i>Pomelo</i> |               | Manggis/Mangosteen |              |
|---------------------------|---------------------------|---------------|--------------------|--------------|
|                           | 2021                      | 2022          | 2021               | 2022         |
| (1)                       | (10)                      | (11)          | (12)               | (13)         |
| [010] Jatinangor          | n/a                       | -             | n/a                | -            |
| [020] Cimanggung          | n/a                       | 681           | n/a                | -            |
| [030] Tanjungsari         | n/a                       | -             | n/a                | -            |
| [031] Sukasari            | n/a                       | 26            | n/a                | -            |
| [032] Pamulihan           | n/a                       | -             | n/a                | -            |
| [040] Rancakalong         | n/a                       | 847           | n/a                | 2 236        |
| [050] Sumedang Selatan    | n/a                       | 19 115        | n/a                | 969          |
| [060] Sumedang Utara      | n/a                       | 506           | n/a                | 39           |
| [061] Ganeas              | n/a                       | 1 058         | n/a                | 195          |
| [070] Situraja            | n/a                       | 1             | n/a                | -            |
| [071] Cisitu              | n/a                       | -             | n/a                | -            |
| [080] Darmaraja           | n/a                       | 233           | n/a                | -            |
| [090] Cibugel             | n/a                       | 320           | n/a                | 655          |
| [100] Wado                | n/a                       | 49            | n/a                | 2            |
| [101] Jatinunggal         | n/a                       | -             | n/a                | -            |
| [111] Jatigede            | n/a                       | -             | n/a                | -            |
| [120] Tomo                | n/a                       | -             | n/a                | -            |
| [130] Ujungjaya           | n/a                       | -             | n/a                | -            |
| [140] Conggeang           | n/a                       | -             | n/a                | 66           |
| [150] Paseh               | n/a                       | -             | n/a                | 2            |
| [160] Cimalaka            | n/a                       | 65            | n/a                | -            |
| [161] Cisarua             | n/a                       | 418           | n/a                | -            |
| [170] Tanjungkerta        | n/a                       | 914           | n/a                | 19           |
| [171] Tanjungsmedar       | n/a                       | 230           | n/a                | 2 031        |
| [180] Buahdua             | n/a                       | -             | n/a                | 7            |
| [181] Surian              | n/a                       | -             | n/a                | -            |
| <b>Kabupaten Sumedang</b> | <b>n/a</b>                | <b>24 464</b> | <b>n/a</b>         | <b>6 220</b> |

Lanjutan Tabel/Continued Table 5.1.13

| Kecamatan<br>Subdistrict  | Melinjo /Gnetum |               | Nanas/Pineapple |            |
|---------------------------|-----------------|---------------|-----------------|------------|
|                           | 2021            | 2022          | 2021            | 2022       |
| (1)                       | (10)            | (11)          | (12)            | (13)       |
| [010] Jatinangor          | n/a             | -             | n/a             | -          |
| [020] Cimanggung          | n/a             | -             | n/a             | -          |
| [030] Tanjungsari         | n/a             | 336           | n/a             | -          |
| [031] Sukasari            | n/a             | 120           | n/a             | -          |
| [032] Pamulihan           | n/a             | 15            | n/a             | -          |
| [040] Rancakalong         | n/a             | 1 333         | n/a             | 40         |
| [050] Sumedang Selatan    | n/a             | 1 100         | n/a             | 68         |
| [060] Sumedang Utara      | n/a             | 2 079         | n/a             | 8          |
| [061] Ganeas              | n/a             | 93            | n/a             | -          |
| [070] Situraja            | n/a             | -             | n/a             | -          |
| [071] Cisitu              | n/a             | -             | n/a             | -          |
| [080] Darmaraja           | n/a             | 50            | n/a             | -          |
| [090] Cibugel             | n/a             | -             | n/a             | -          |
| [100] Wado                | n/a             | 123           | n/a             | 9          |
| [101] Jatinunggal         | n/a             | -             | n/a             | -          |
| [111] Jatigede            | n/a             | -             | n/a             | -          |
| [120] Tomo                | n/a             | 547           | n/a             | -          |
| [130] Ujungjaya           | n/a             | -             | n/a             | -          |
| [140] Conggeang           | n/a             | 1 407         | n/a             | 3          |
| [150] Paseh               | n/a             | -             | n/a             | 4          |
| [160] Cimalaka            | n/a             | 909           | n/a             | 62         |
| [161] Cisarua             | n/a             | 267           | n/a             | 1          |
| [170] Tanjungkerta        | n/a             | 380           | n/a             | -          |
| [171] Tanjungsmedar       | n/a             | 3 582         | n/a             | 89         |
| [180] Buahdua             | n/a             | 1 069         | n/a             | -          |
| [181] Surian              | n/a             | 21            | n/a             | 14         |
| <b>Kabupaten Sumedang</b> | <b>n/a</b>      | <b>13 430</b> | <b>n/a</b>      | <b>298</b> |

Lanjutan Tabel/Continued Table 5.1.13

| Kecamatan<br>Subdistrict  | Petai/ Twisted Cluster Bean |               | Rambutan/Rambutan |               |
|---------------------------|-----------------------------|---------------|-------------------|---------------|
|                           | 2021                        | 2022          | 2021              | 2022          |
| (1)                       | (10)                        | (11)          | (12)              | (13)          |
| [010] Jatinangor          | n/a                         | -             | n/a               | 90            |
| [020] Cimanggung          | n/a                         | -             | n/a               | -             |
| [030] Tanjungsari         | n/a                         | 915           | n/a               | 6 090         |
| [031] Sukasari            | n/a                         | 58            | n/a               | 124           |
| [032] Pamulihan           | n/a                         | -             | n/a               | 439           |
| [040] Rancakalong         | n/a                         | 1 946         | n/a               | 4 132         |
| [050] Sumedang Selatan    | n/a                         | 14 356        | n/a               | 3 830         |
| [060] Sumedang Utara      | n/a                         | 3 342         | n/a               | 2 664         |
| [061] Ganeas              | n/a                         | 305           | n/a               | 1 835         |
| [070] Situraja            | n/a                         | 1 889         | n/a               | 540           |
| [071] Cisitu              | n/a                         | 200           | n/a               | 1 991         |
| [080] Darmaraja           | n/a                         | 23 800        | n/a               | 10 970        |
| [090] Cibugel             | n/a                         | 159           | n/a               | 542           |
| [100] Wado                | n/a                         | -             | n/a               | 1 930         |
| [101] Jatinunggal         | n/a                         | -             | n/a               | 557           |
| [111] Jatigede            | n/a                         | 8 061         | n/a               | 3 914         |
| [120] Tomo                | n/a                         | 1 614         | n/a               | 5 582         |
| [130] Ujungjaya           | n/a                         | 882           | n/a               | -             |
| [140] Conggeang           | n/a                         | 4 004         | n/a               | -             |
| [150] Paseh               | n/a                         | 526           | n/a               | -             |
| [160] Cimalaka            | n/a                         | 41            | n/a               | 422           |
| [161] Cisarua             | n/a                         | 605           | n/a               | 461           |
| [170] Tanjungkerta        | n/a                         | 1 618         | n/a               | 713           |
| [171] Tanjungsari         | n/a                         | 9 491         | n/a               | 4 038         |
| [180] Buahdua             | n/a                         | 1 572         | n/a               | -             |
| [181] Surian              | n/a                         | 4 263         | n/a               | -             |
| <b>Kabupaten Sumedang</b> | <b>n/a</b>                  | <b>79 646</b> | <b>n/a</b>        | <b>50 865</b> |

Lanjutan Tabel/Continued Table 5.1.13

| Kecamatan<br>Subdistrict  | Sukun/ Breadfruit |              | Buah Naga/Dragon Fruit |           |
|---------------------------|-------------------|--------------|------------------------|-----------|
|                           | 2021              | 2022         | 2021                   | 2022      |
| (1)                       | (10)              | (11)         | (12)                   | (13)      |
| [010] Jatinangor          | n/a               | -            | n/a                    | -         |
| [020] Cimanggung          | n/a               | -            | n/a                    | -         |
| [030] Tanjungsari         | n/a               | 47           | n/a                    | -         |
| [031] Sukasari            | n/a               | 89           | n/a                    | 11        |
| [032] Pamulihan           | n/a               | 58           | n/a                    | -         |
| [040] Rancakalong         | n/a               | 279          | n/a                    | 29        |
| [050] Sumedang Selatan    | n/a               | 144          | n/a                    | -         |
| [060] Sumedang Utara      | n/a               | 10           | n/a                    | -         |
| [061] Ganeas              | n/a               | 1 386        | n/a                    | -         |
| [070] Situraja            | n/a               | 4            | n/a                    | -         |
| [071] Cisitu              | n/a               | -            | n/a                    | -         |
| [080] Darmaraja           | n/a               | 1 476        | n/a                    | -         |
| [090] Cibugel             | n/a               | -            | n/a                    | -         |
| [100] Wado                | n/a               | -            | n/a                    | -         |
| [101] Jatinunggal         | n/a               | -            | n/a                    | -         |
| [111] Jatigede            | n/a               | -            | n/a                    | -         |
| [120] Tomo                | n/a               | 49           | n/a                    | -         |
| [130] Ujungjaya           | n/a               | -            | n/a                    | -         |
| [140] Conggeang           | n/a               | 149          | n/a                    | 10        |
| [150] Paseh               | n/a               | -            | n/a                    | 5         |
| [160] Cimalaka            | n/a               | 40           | n/a                    | -         |
| [161] Cisarua             | n/a               | -            | n/a                    | -         |
| [170] Tanjungkerta        | n/a               | 393          | n/a                    | -         |
| [171] Tanjungsmedar       | n/a               | 177          | n/a                    | -         |
| [180] Buahdua             | n/a               | 514          | n/a                    | -         |
| [181] Surian              | n/a               | 38           | n/a                    | 13        |
| <b>Kabupaten Sumedang</b> | <b>n/a</b>        | <b>4 854</b> | <b>n/a</b>             | <b>67</b> |

Lanjutan Tabel/Continued Table 5.1.13

| Kecamatan<br>Subdistrict  | Lemon      |              | Lengkeng/Dimocarpus Longan |           |
|---------------------------|------------|--------------|----------------------------|-----------|
|                           | 2021       | 2022         | 2021                       | 2022      |
| (1)                       | (10)       | (11)         | (12)                       | (13)      |
| [010] Jatinangor          | n/a        | -            | n/a                        | -         |
| [020] Cimanggung          | n/a        | -            | n/a                        | -         |
| [030] Tanjungsari         | n/a        | 216          | n/a                        | -         |
| [031] Sukasari            | n/a        | 2 430        | n/a                        | -         |
| [032] Pamulihan           | n/a        | 242          | n/a                        | -         |
| [040] Rancakalong         | n/a        | 3            | n/a                        | -         |
| [050] Sumedang Selatan    | n/a        | -            | n/a                        | -         |
| [060] Sumedang Utara      | n/a        | -            | n/a                        | -         |
| [061] Ganeas              | n/a        | -            | n/a                        | -         |
| [070] Situraja            | n/a        | -            | n/a                        | -         |
| [071] Cisitu              | n/a        | -            | n/a                        | -         |
| [080] Darmaraja           | n/a        | -            | n/a                        | -         |
| [090] Cibugel             | n/a        | -            | n/a                        | -         |
| [100] Wado                | n/a        | 122          | n/a                        | -         |
| [101] Jatinunggal         | n/a        | -            | n/a                        | -         |
| [111] Jatigede            | n/a        | -            | n/a                        | -         |
| [120] Tomo                | n/a        | -            | n/a                        | -         |
| [130] Ujungjaya           | n/a        | -            | n/a                        | -         |
| [140] Conggeang           | n/a        | 8            | n/a                        | 2         |
| [150] Paseh               | n/a        | -            | n/a                        | -         |
| [160] Cimalaka            | n/a        | -            | n/a                        | -         |
| [161] Cisarua             | n/a        | -            | n/a                        | -         |
| [170] Tanjungkerta        | n/a        | -            | n/a                        | -         |
| [171] Tanjungsmedar       | n/a        | -            | n/a                        | -         |
| [180] Buahdua             | n/a        | -            | n/a                        | -         |
| [181] Surian              | n/a        | 1            | n/a                        | 11        |
| <b>Kabupaten Sumedang</b> | <b>n/a</b> | <b>3 022</b> | <b>n/a</b>                 | <b>13</b> |

Catatan/Note: ...

Sumber/Source: BPS, Statistik Pertanian Hortikultura SPH-BST/BPS-Statistics Indonesia, Agricultural Statistic for Horticulture SPH-BST

Lanjutan Tabel/Continued Table 5.1.13

| Kecamatan<br>Subdistrict  | Sawo/ Sapodilla |               | Sirsak/Soursop |            |
|---------------------------|-----------------|---------------|----------------|------------|
|                           | 2021            | 2022          | 2021           | 2022       |
| (1)                       | (10)            | (11)          | (12)           | (13)       |
| [010] Jatinangor          | n/a             | -             | n/a            | -          |
| [020] Cimanggung          | n/a             | -             | n/a            | 26         |
| [030] Tanjungsari         | n/a             | 812           | n/a            | 88         |
| [031] Sukasari            | n/a             | 66            | n/a            | 23         |
| [032] Pamulihan           | n/a             | 578           | n/a            | -          |
| [040] Rancakalong         | n/a             | 460           | n/a            | 194        |
| [050] Sumedang Selatan    | n/a             | 2 058         | n/a            | 101        |
| [060] Sumedang Utara      | n/a             | 347           | n/a            | 33         |
| [061] Ganeas              | n/a             | 2 510         | n/a            | 331        |
| [070] Situraja            | n/a             | 16 731        | n/a            | 2          |
| [071] Cisitu              | n/a             | 11 065        | n/a            | -          |
| [080] Darmaraja           | n/a             | 10 392        | n/a            | -          |
| [090] Cibugel             | n/a             | 216           | n/a            | -          |
| [100] Wado                | n/a             | 308           | n/a            | 22         |
| [101] Jatinunggal         | n/a             | -             | n/a            | -          |
| [111] Jatigede            | n/a             | -             | n/a            | -          |
| [120] Tomo                | n/a             | 59            | n/a            | 60         |
| [130] Ujungjaya           | n/a             | -             | n/a            | -          |
| [140] Conggeang           | n/a             | 199           | n/a            | -          |
| [150] Paseh               | n/a             | 663           | n/a            | 16         |
| [160] Cimalaka            | n/a             | 315           | n/a            | 10         |
| [161] Cisarua             | n/a             | 839           | n/a            | 26         |
| [170] Tanjungkerta        | n/a             | 28            | n/a            | -          |
| [171] Tanjungsari         | n/a             | 240           | n/a            | 35         |
| [180] Buahdua             | n/a             | 328           | n/a            | 2          |
| [181] Surian              | n/a             | 246           | n/a            | -          |
| <b>Kabupaten Sumedang</b> | <b>n/a</b>      | <b>48 460</b> | <b>n/a</b>     | <b>967</b> |

Catatan/Note: ...

Sumber/Source: BPS, Statistik Pertanian Hortikultura SPH-BST/BPS-Statistics Indonesia, Agricultural Statistic for Horticulture SPH-BST

**Tabel**  
**Table** 5.1.14**Produksi Buah–Buahan dan Sayuran Tahunan Menurut Jenis Tanaman di Kabupaten Sumedang (ton), 2019–2022**  
**Production of Annual Fruits and Vegetables by Kind of Plant in Sumedang Regency (ton), 2019–2022**

| Jenis Tanaman<br>Kind of Plants            | 2019    | 2020      | 2021      | 2022      |
|--|---------|-----------|-----------|-----------|
| (1)  | (2)     | (3)       | (4)       | (5)       |
| <b>Alpukat/ Avocado</b>                    | 81 224  | 55 028    | 76 161    | 87 351    |
| <i>Belimbing/ Star Fruit</i>               | 771     | 1 145     | 1 814     | 1 131     |
| <i>Duku/Langsat/Kokosan/ Duku</i>          | 1 864   | 1 450     | 1 305     | 2 219     |
| <i>Durian/ Durian</i>                      | 39 044  | 62 321    | 82 624    | 44 945    |
| <i>Jambu Air/ Water Apple</i>              | 1 494   | 1 467     | 5 411     | 5 442     |
| <i>Jambu Biji/ Guava</i>                   | 10 662  | 18 380    | 23 375    | 25 923    |
| <i>Jengkol/ Jengkol</i>                    | 7 664   | 8 762     | 5 816     | 8 031     |
| <i>Jeruk Besar/ Pomelo</i>                 | 7 934   | 14 967    | 26 505    | 24 464    |
| <i>Jeruk Siam/Keprok/ Orange/Tangerine</i> | 3 875   | 4 660     | 7 948     | 11 740    |
| <i>Mangga/ Mango</i>                       | 755 536 | 656 450   | 672 531   | 615 143   |
| <i>Manggis/ Mangosteen</i>                 | 4 081   | 1 852     | 5 239     | 6 220     |
| <i>Melinjo/ Gnetum/Melinjo</i>             | 20 469  | 15 314    | 12 042    | 13 430    |
| <i>Nangka/Cempedak/ Jackfruit</i>          | 46 868  | 50 151    | 57 773    | 38 624    |
| <i>Nenas/ Pineapple</i>                    | 1 435   | 1 453     | 556       | 298       |
| <i>Pepaya/ Papaya</i>                      | 14 220  | 30 305    | 24 432    | 16 201    |
| <i>Petai/ Twisted Cluster Bean</i>         | 95 553  | 102 706   | 86 562    | 79 646    |
| <i>Pisang/ Banana</i>                      | 985 971 | 1 075 797 | 1 549 358 | 1 111 221 |
| <i>Rambutan/ Rambutan</i>                  | 58 592  | 32 746    | 90 143    | 50 865    |
| <b>Salak/ Snakefruit</b>                   | 59 504  | 34 397    | 21 754    | 28 864    |
| <b>Sawo/ Sapodilla/Sawo</b>                | 75 282  | 201 512   | 46 193    | 48 460    |
| <i>Sirsak/ Soursop</i>                     | 759     | 1 701     | 2 893     | 967       |
| <i>Sukun/ Breadfruit</i>                   | 8 425   | 4 382     | 9 671     | 4 854     |

Lanjutan Tabel/Continued Table 5.1.14

| Jenis Tanaman<br>Kind of Plants | 2019 | 2020 | 2021 | 2022  |
|---------------------------------|------|------|------|-------|
| (1)                             | (2)  | (3)  | (4)  | (5)   |
| Anggur/Grape                    | n/a  | n/a  | n/a  | 10    |
| Buah Naga/Hylocereus            | n/a  | n/a  | n/a  | 67    |
| Jeruk Lemon/Lemon               | n/a  | n/a  | n/a  | 3 022 |
| Lengkeng/Dimocarp[us Longan     | n/a  | n/a  | n/a  | 13    |

Catatan/Note: ...

Sumber/Source: BPS, Statistik Pertanian Hortikultura SPH-BST/BPS-Statistics Indonesia, Agricultural Statistic for Horticulture SPH-BST



## 5.2 PERKEBUNAN ESTATE CROPS

**Tabel 5.2.1** Luas Areal Tanaman Perkebunan Menurut Kecamatan dan Jenis Tanaman di Kabupaten Sumedang (ha), 2021 dan 2022  
*Planted Area of Estate Crops by Subdistrict and Type of Crops in Sumedang Regency (ha), 2021 and 2022*

| Kecamatan<br>Subdistrict  | Kelapa Sawit/Oil Palm |      | Kelapa/Coconut |      |
|---------------------------|-----------------------|------|----------------|------|
|                           | 2021                  | 2022 | 2021           | 2022 |
| (1)                       | (2)                   | (3)  | (4)            | (5)  |
| [010] Jatinangor          | n/a                   |      | n/a            |      |
| [020] Cimanggung          | n/a                   |      | n/a            |      |
| [030] Tanjungsari         | n/a                   |      | n/a            |      |
| [031] Sukasari            | n/a                   |      | n/a            |      |
| [032] Pamulihan           | n/a                   |      | n/a            |      |
| [040] Rancakalong         | n/a                   |      | n/a            |      |
| [050] Sumedang Selatan    | n/a                   |      | n/a            |      |
| [060] Sumedang Utara      | n/a                   |      | n/a            |      |
| [061] Ganeas              | n/a                   |      | n/a            |      |
| [070] Situraja            | n/a                   |      | n/a            |      |
| [071] Cisitu              | n/a                   |      | n/a            |      |
| [080] Darmaraja           | n/a                   |      | n/a            |      |
| [090] Cibugel             | n/a                   |      | n/a            |      |
| [100] Wado                | n/a                   |      | n/a            |      |
| [101] Jatinunggal         | n/a                   |      | n/a            |      |
| [111] Jatigede            | n/a                   |      | n/a            |      |
| [120] Tomo                | n/a                   |      | n/a            |      |
| [130] Ujungjaya           | n/a                   |      | n/a            |      |
| [140] Conggeang           | n/a                   |      | n/a            |      |
| [150] Paseh               | n/a                   |      | n/a            |      |
| [160] Cimalaka            | n/a                   |      | n/a            |      |
| [161] Cisarua             | n/a                   |      | n/a            |      |
| [170] Tanjungkerta        | n/a                   |      | n/a            |      |
| [171] Tanjungsari         | n/a                   |      | n/a            |      |
| [180] Buahdua             | n/a                   |      | n/a            |      |
| [181] Surian              | n/a                   |      | n/a            |      |
| <b>Kabupaten Sumedang</b> | <b>n/a</b>            |      | <b>n/a</b>     |      |

Lanjutan Tabel/Continued Table 5.2.1

| Kecamatan<br>Subdistrict  | Karet/Rubber |      | Kopi/Coffee |      |
|---------------------------|--------------|------|-------------|------|
|                           | 2021         | 2022 | 2021        | 2022 |
| (1)                       | (6)          | (7)  | (8)         | (9)  |
| [010] Jatinangor          | n/a          |      | n/a         |      |
| [020] Cimanggung          | n/a          |      | n/a         |      |
| [030] Tanjungsari         | n/a          |      | n/a         |      |
| [031] Sukasari            | n/a          |      | n/a         |      |
| [032] Pamulihan           | n/a          |      | n/a         |      |
| [040] Rancakalong         | n/a          |      | n/a         |      |
| [050] Sumedang Selatan    | n/a          |      | n/a         |      |
| [060] Sumedang Utara      | n/a          |      | n/a         |      |
| [061] Ganeas              | n/a          |      | n/a         |      |
| [070] Situraja            | n/a          |      | n/a         |      |
| [071] Cisitu              | n/a          |      | n/a         |      |
| [080] Darmaraja           | n/a          |      | n/a         |      |
| [090] Cibugel             | n/a          |      | n/a         |      |
| [100] Wado                | n/a          |      | n/a         |      |
| [101] Jatinunggal         | n/a          |      | n/a         |      |
| [111] Jatigede            | n/a          |      | n/a         |      |
| [120] Tomo                | n/a          |      | n/a         |      |
| [130] Ujungjaya           | n/a          |      | n/a         |      |
| [140] Conggeang           | n/a          |      | n/a         |      |
| [150] Paseh               | n/a          |      | n/a         |      |
| [160] Cimalaka            | n/a          |      | n/a         |      |
| [161] Cisarua             | n/a          |      | n/a         |      |
| [170] Tanjungkerta        | n/a          |      | n/a         |      |
| [171] Tanjungsari         | n/a          |      | n/a         |      |
| [180] Buahdua             | n/a          |      | n/a         |      |
| [181] Surian              | n/a          |      | n/a         |      |
| <b>Kabupaten Sumedang</b> | <b>n/a</b>   |      | <b>n/a</b>  |      |

Lanjutan Tabel/Continued Table 5.2.1

| Kecamatan<br>Subdistrict  | Kakao/Cocoa |      | Lada/Pepper |      |
|---------------------------|-------------|------|-------------|------|
|                           | 2021        | 2022 | 2021        | 2022 |
| (1)                       | (10)        | (11) | (12)        | (13) |
| [010] Jatinangor          | n/a         |      | n/a         |      |
| [020] Cimanggung          | n/a         |      | n/a         |      |
| [030] Tanjungsari         | n/a         |      | n/a         |      |
| [031] Sukasari            | n/a         |      | n/a         |      |
| [032] Pamulihan           | n/a         |      | n/a         |      |
| [040] Rancakalong         | n/a         |      | n/a         |      |
| [050] Sumedang Selatan    | n/a         |      | n/a         |      |
| [060] Sumedang Utara      | n/a         |      | n/a         |      |
| [061] Ganeas              | n/a         |      | n/a         |      |
| [070] Situraja            | n/a         |      | n/a         |      |
| [071] Cisitu              | n/a         |      | n/a         |      |
| [080] Darmaraja           | n/a         |      | n/a         |      |
| [090] Cibugel             | n/a         |      | n/a         |      |
| [100] Wado                | n/a         |      | n/a         |      |
| [101] Jatinunggal         | n/a         |      | n/a         |      |
| [111] Jatigede            | n/a         |      | n/a         |      |
| [120] Tomo                | n/a         |      | n/a         |      |
| [130] Ujungjaya           | n/a         |      | n/a         |      |
| [140] Conggeang           | n/a         |      | n/a         |      |
| [150] Paseh               | n/a         |      | n/a         |      |
| [160] Cimalaka            | n/a         |      | n/a         |      |
| [161] Cisarua             | n/a         |      | n/a         |      |
| [170] Tanjungkerta        | n/a         |      | n/a         |      |
| [171] Tanjungmedar        | n/a         |      | n/a         |      |
| [180] Buahdua             | n/a         |      | n/a         |      |
| [181] Surian              | n/a         |      | n/a         |      |
| <b>Kabupaten Sumedang</b> | <b>n/a</b>  |      | <b>n/a</b>  |      |

Lanjutan Tabel/Continued Table 5.2.1

| Kecamatan<br>Subdistrict  | Lainnya/Others |      |
|---------------------------|----------------|------|
|                           | 2021           | 2022 |
| (1)                       | (14)           | (15) |
| [010] Jatinangor          | n/a            |      |
| [020] Cimanggung          | n/a            |      |
| [030] Tanjungsari         | n/a            |      |
| [031] Sukasari            | n/a            |      |
| [032] Pamulihan           | n/a            |      |
| [040] Rancakalong         | n/a            |      |
| [050] Sumedang Selatan    | n/a            |      |
| [060] Sumedang Utara      | n/a            |      |
| [061] Ganeas              | n/a            |      |
| [070] Situraja            | n/a            |      |
| [071] Cisitu              | n/a            |      |
| [080] Darmaraja           | n/a            |      |
| [090] Cibugel             | n/a            |      |
| [100] Wado                | n/a            |      |
| [101] Jatinunggal         | n/a            |      |
| [111] Jatigede            | n/a            |      |
| [120] Tomo                | n/a            |      |
| [130] Ujungjaya           | n/a            |      |
| [140] Conggeang           | n/a            |      |
| [150] Paseh               | n/a            |      |
| [160] Cimalaka            | n/a            |      |
| [161] Cisarua             | n/a            |      |
| [170] Tangkerta           | n/a            |      |
| [171] Tangkredar          | n/a            |      |
| [180] Buahdua             | n/a            |      |
| [181] Surian              | n/a            |      |
| <b>Kabupaten Sumedang</b> | <b>n/a</b>     |      |

**Tabel**  
**Table** 5.2.2**Produksi Perkebunan Menurut Kecamatan dan Jenis  
Tanaman di Kabupaten Sumedang (ton), 2021 dan 2022**  
*Production of Estate by Subdistrict and Type of Crops in  
Sumedang Regency (ton), 2021 and 2022*

| Kecamatan<br>Subdistrict  | Kelapa Sawit/Oil Palm |      | Kelapa/Coconut |      |
|---------------------------|-----------------------|------|----------------|------|
|                           | 2021                  | 2022 | 2021           | 2022 |
| (1)                       | (2)                   | (3)  | (4)            | (5)  |
| [010] Jatinangor          | n/a                   |      | n/a            |      |
| [020] Cimanggung          | n/a                   |      | n/a            |      |
| [030] Tanjungsari         | n/a                   |      | n/a            |      |
| [031] Sukasari            | n/a                   |      | n/a            |      |
| [032] Pamulihan           | n/a                   |      | n/a            |      |
| [040] Rancakalong         | n/a                   |      | n/a            |      |
| [050] Sumedang Selatan    | n/a                   |      | n/a            |      |
| [060] Sumedang Utara      | n/a                   |      | n/a            |      |
| [061] Ganeas              | n/a                   |      | n/a            |      |
| [070] Situraja            | n/a                   |      | n/a            |      |
| [071] Cisitu              | n/a                   |      | n/a            |      |
| [080] Darmaraja           | n/a                   |      | n/a            |      |
| [090] Cibugel             | n/a                   |      | n/a            |      |
| [100] Wado                | n/a                   |      | n/a            |      |
| [101] Jatinunggal         | n/a                   |      | n/a            |      |
| [111] Jatigede            | n/a                   |      | n/a            |      |
| [120] Tomo                | n/a                   |      | n/a            |      |
| [130] Ujungjaya           | n/a                   |      | n/a            |      |
| [140] Conggeang           | n/a                   |      | n/a            |      |
| [150] Paseh               | n/a                   |      | n/a            |      |
| [160] Cimalaka            | n/a                   |      | n/a            |      |
| [161] Cisarua             | n/a                   |      | n/a            |      |
| [170] Tanjungkerta        | n/a                   |      | n/a            |      |
| [171] Tanjungsari         | n/a                   |      | n/a            |      |
| [180] Buahdua             | n/a                   |      | n/a            |      |
| [181] Surian              | n/a                   |      | n/a            |      |
| <b>Kabupaten Sumedang</b> | <b>n/a</b>            |      | <b>n/a</b>     |      |

Lanjutan Tabel/Continued Table 5.2.2

| Kecamatan<br>Subdistrict  | Karet/Rubber |      | Kopi/Coffee |      |
|---------------------------|--------------|------|-------------|------|
|                           | 2021         | 2022 | 2021        | 2022 |
| (1)                       | (6)          | (7)  | (8)         | (9)  |
| [010] Jatinangor          | n/a          |      | n/a         |      |
| [020] Cimanggung          | n/a          |      | n/a         |      |
| [030] Tanjungsari         | n/a          |      | n/a         |      |
| [031] Sukasari            | n/a          |      | n/a         |      |
| [032] Pamulihan           | n/a          |      | n/a         |      |
| [040] Rancakalong         | n/a          |      | n/a         |      |
| [050] Sumedang Selatan    | n/a          |      | n/a         |      |
| [060] Sumedang Utara      | n/a          |      | n/a         |      |
| [061] Ganeas              | n/a          |      | n/a         |      |
| [070] Situraja            | n/a          |      | n/a         |      |
| [071] Cisitu              | n/a          |      | n/a         |      |
| [080] Darmaraja           | n/a          |      | n/a         |      |
| [090] Cibugel             | n/a          |      | n/a         |      |
| [100] Wado                | n/a          |      | n/a         |      |
| [101] Jatinunggal         | n/a          |      | n/a         |      |
| [111] Jatigede            | n/a          |      | n/a         |      |
| [120] Tomo                | n/a          |      | n/a         |      |
| [130] Ujungjaya           | n/a          |      | n/a         |      |
| [140] Conggeang           | n/a          |      | n/a         |      |
| [150] Paseh               | n/a          |      | n/a         |      |
| [160] Cimalaka            | n/a          |      | n/a         |      |
| [161] Cisarua             | n/a          |      | n/a         |      |
| [170] Tanjungkerta        | n/a          |      | n/a         |      |
| [171] Tanjungsari         | n/a          |      | n/a         |      |
| [180] Buahdua             | n/a          |      | n/a         |      |
| [181] Surian              | n/a          |      | n/a         |      |
| <b>Kabupaten Sumedang</b> | <b>n/a</b>   |      | <b>n/a</b>  |      |

Lanjutan Tabel/*Continued Table* 5.2.2

| Kecamatan<br>Subdistrict  | Kakao/Cocoa |      | Lada/Pepper |      |
|---------------------------|-------------|------|-------------|------|
|                           | 2021        | 2022 | 2021        | 2022 |
| (1)                       | (10)        | (11) | (12)        | (13) |
| [010] Jatinangor          | n/a         |      | n/a         |      |
| [020] Cimanggung          | n/a         |      | n/a         |      |
| [030] Tanjungsari         | n/a         |      | n/a         |      |
| [031] Sukasari            | n/a         |      | n/a         |      |
| [032] Pamulihan           | n/a         |      | n/a         |      |
| [040] Rancakalong         | n/a         |      | n/a         |      |
| [050] Sumedang Selatan    | n/a         |      | n/a         |      |
| [060] Sumedang Utara      | n/a         |      | n/a         |      |
| [061] Ganeas              | n/a         |      | n/a         |      |
| [070] Situraja            | n/a         |      | n/a         |      |
| [071] Cisitu              | n/a         |      | n/a         |      |
| [080] Darmaraja           | n/a         |      | n/a         |      |
| [090] Cibugel             | n/a         |      | n/a         |      |
| [100] Wado                | n/a         |      | n/a         |      |
| [101] Jatinunggal         | n/a         |      | n/a         |      |
| [111] Jatigede            | n/a         |      | n/a         |      |
| [120] Tomo                | n/a         |      | n/a         |      |
| [130] Ujungjaya           | n/a         |      | n/a         |      |
| [140] Conggeang           | n/a         |      | n/a         |      |
| [150] Paseh               | n/a         |      | n/a         |      |
| [160] Cimalaka            | n/a         |      | n/a         |      |
| [161] Cisarua             | n/a         |      | n/a         |      |
| [170] Tanjungkerta        | n/a         |      | n/a         |      |
| [171] Tanjungsari         | n/a         |      | n/a         |      |
| [180] Buahdua             | n/a         |      | n/a         |      |
| [181] Surian              | n/a         |      | n/a         |      |
| <b>Kabupaten Sumedang</b> | <b>n/a</b>  |      | <b>n/a</b>  |      |

Lanjutan Tabel/*Continued Table* 5.2.2

| Kecamatan<br>Subdistrict  | Lainnya/ <i>Others</i> |      |
|---------------------------|------------------------|------|
|                           | 2021                   | 2022 |
| (1)                       | (14)                   | (15) |
| [010] Jatinangor          | n/a                    |      |
| [020] Cimanggung          | n/a                    |      |
| [030] Tanjungsari         | n/a                    |      |
| [031] Sukasari            | n/a                    |      |
| [032] Pamulihan           | n/a                    |      |
| [040] Rancakalong         | n/a                    |      |
| [050] Sumedang Selatan    | n/a                    |      |
| [060] Sumedang Utara      | n/a                    |      |
| [061] Ganeas              | n/a                    |      |
| [070] Situraja            | n/a                    |      |
| [071] Cisitu              | n/a                    |      |
| [080] Darmaraja           | n/a                    |      |
| [090] Cibugel             | n/a                    |      |
| [100] Wado                | n/a                    |      |
| [101] Jatinunggal         | n/a                    |      |
| [111] Jatigede            | n/a                    |      |
| [120] Tomo                | n/a                    |      |
| [130] Ujungjaya           | n/a                    |      |
| [140] Conggeang           | n/a                    |      |
| [150] Paseh               | n/a                    |      |
| [160] Cimalaka            | n/a                    |      |
| [161] Cisarua             | n/a                    |      |
| [170] Tanjungkerta        | n/a                    |      |
| [171] Tanjungmedar        | n/a                    |      |
| [180] Buahdua             | n/a                    |      |
| [181] Surian              | n/a                    |      |
| <b>Kabupaten Sumedang</b> | <b>n/a</b>             |      |

Catatan/*Note*: ...

Sumber/*Source*: Dinas Pertanian dan Ketahanan Pangan Kabupaten Sumedang / *Department of Agriculture and Food Security of Sumedang Regency*



### 5.3 PETERNAKAN LIVESTOCK

**Tabel 5.3.1** Populasi Ternak Menurut Kecamatan di Kabupaten Sumedang, 2021-2022  
*Table 5.3.1* Livestock Population by Subdistrict in Sumedang Regency, 2021-2022

| 2021              |        |                  |             |          |         |         |                |
|-------------------|--------|------------------|-------------|----------|---------|---------|----------------|
| Komoditi          | Satuan | Populasi Awal *) | Masuk/Lahir | Dipotong | Keluar  | Mati    | Populasi Akhir |
| (1)               | (2)    | (3)              | (4)         | (5)      | (6)     | (7)     | (8)            |
| Sapi Potong       | ekor   | 34 915           | 10 724      | 7 556    | 5 870   | 541     | 31 672         |
| Sapi Bakalan      | ekor   | -                | -           | -        | -       | -       | -              |
| Kerbau            | ekor   | 2 267            | 431         | -        | 597     | 44      | 2 057          |
| Kambing           | ekor   | 36 911           | 15 346      | 2 563    | 15 784  | 2 850   | 31 060         |
| Domba             | ekor   | 95 315           | 57 876      | 45 913   | 14 333  | 6 853   | 86 092         |
| Babi              | ekor   | -                | -           | -        | -       | -       | -              |
| Itik              | ekor   | 81 393           | 48 736      | 63 487   | -       | 7 407   | 59 235         |
| Ayam buras        | ekor   | 612 942          | 865 402     | 805 957  | 2 154   | 139 138 | 531 095        |
| Ayam ras petelur  | ekor   | 542 778          | 870 927     | 358 233  | 460 941 | 5 753   | 588 778        |
| Ayam ras pedaging | ekor   | 3                | 1 136       | -        | 6       | 172     | 2 038          |

| 2022         |        |                  |             |            |           |         |                |
|--------------|--------|------------------|-------------|------------|-----------|---------|----------------|
| Komoditi     | Satuan | Populasi Awal *) | Masuk/Lahir | Dipotong   | Keluar    | Mati    | Populasi Akhir |
| (1)          | (2)    | (3)              | (4)         | (5)        | (6)       | (7)     | (8)            |
| Sapi Potong  | ekor   | 31.672           | 13 955      | 10 782     | 1 685     | 733     | 32 427         |
| Sapi Bakalan | ekor   | -                | -           | -          | -         | -       | -              |
| Kerbau       | ekor   | 2.057            | 392         | -          | 119       | 40      | 2 290          |
| Kambing      | ekor   | 31 060           | 11 319      | 2 917      | 2 471     | 2 398   | 34 593         |
| Domba        | ekor   | 86 092           | 39 212      | 30 280     | 1 511     | 6 190   | 87 323         |
| Babi         | ekor   | -                | -           | -          | -         | -       | -              |
| Itik         | ekor   | 59 235           | 58 098      | 46 203     | 2 635     | 5 390   | 63 105         |
| Ayam buras   | ekor   | 531 095          | 872 647     | 698 337    | 2 115     | 120 559 | 582 731        |
| Ayam ras     | ekor   | 588 778          | 823 059     | 388 593    | 493 512   | 6 241   | 523 491        |
| Ayam ras     | ekor   | 1 952 972        | 16 581 840  | 11 717 832 | 4 258 680 | -       | 2 558 300      |

Catatan/Note: ...

Sumber/Source: Dinas Perikanan dan Peternakan Kabupaten Sumedang / Department of Fisheries and Livestock of Sumedang Regency

**Tabel** 5.3.2 **Kuantitas Produksi Ternak Menurut Kecamatan di Kabupaten Sumedang, 2021-2022**  
***Poultry Population by Subdistrict and Kind of Poultry in Sumedang Regency, 2021-2022***

| Uraian Komoditas  | Satuan | Tahun 2021 | Tahun 2022 |
|-------------------|--------|------------|------------|
| (1)               | (2)    | (3)        | (4)        |
| Sapi Potong       | ekor   | 31 672     | 32 427     |
| Sapi perah        | ekor   | 4 327      | 4 130      |
| Kerbau            | ekor   | 2 057      | 2 290      |
| Kambing           | ekor   | 31 060     | 34 593     |
| Domba             | ekor   | 86 092     | 87 323     |
| Babi              | ekor   | -          | -          |
| Kuda              | ekor   | 589        | 560        |
| Ayam Buras        | ekor   | 531 095    | 582 731    |
| Ayam Ras Pedaging | ekor   | 1 952 972  | 2 558 300  |
| Ayam Ras Petelur  | ekor   | 588 778    | 523 491    |
| Itik              | ekor   | 59 235     | 63 105     |
| Kelinci           | ekor   | 2 221      | 2 975      |
| Burung Puyuh      | ekor   | 12 141     | 32 066     |
| Merpati           | ekor   | 4 448      | 3 733      |

Catatan/Note: ...

Sumber/Source: Dinas Perikanan dan Peternakan Kabupaten Sumedang / *Department of Fisheries and Livestock of Sumedang Regency*

**Tabel**  
**Table** 5.3.3**Harga Per Komoditas Menurut Kecamatan di Kabupaten Sumedang, 2021-2022**  
**Price Per Commodity by District in Sumedang Regency, 2021-2022**

| <i>Uraian Komoditas</i>              | <i>Satuan</i> | <i>Tahun 2021</i> | <i>Tahun 2022</i> |
|--------------------------------------|---------------|-------------------|-------------------|
| (1)                                  | (2)           | (3)               | (4)               |
| Sapi Potong                          | Kg/BH         | 48                | 54                |
| Sapi perah (siap IB)                 | ekor          | 15 000            | 17 000            |
| Kerbau                               | Kg/BH         | 45                | 60                |
| Kambing                              | Kg/BH         | 65                | 73                |
| Domba                                | Kg/BH         | 65                | 73                |
| Babi                                 | ekor          | 0                 | 0                 |
| Kuda                                 | ekor          | 0                 | 0                 |
| Ayam Buras                           | ekor          | 40                | 38                |
| Ayam Ras Pedaging                    | Kg/BH         | 20,7              | 21,2              |
| Ayam Ras Petelur (pullet) siap telur | ekor          | -                 | -                 |
| Itik                                 | ekor          | 72                | 80                |
| Kelinci                              | ekor          | 65                | 85                |
| Burung Puyuh                         | ekor          | 0                 | 0                 |
| Merpati                              | ekor          | 16,5              | 15                |
| Telur Ayam Buras                     | ekor          | 0                 | 0                 |
| Telur Ayam Ras                       | Butir         | 2,1               | 2,5               |
| Telur Itik                           | Kg            | 21,5              | 28                |
| Susu Sapi                            | Butir         | 3                 | 3                 |
| Daging Sapi                          | Liter         | 10                | 11                |
| Daging Domba                         | Kg            | 125               | 137,5             |
| Daging Ayam                          | Kg            | 110               | 140               |
|                                      |               | 36                | 34                |

Catatan/Note: ...

Sumber/Source: Dinas Perikanan dan Peternakan Kabupaten Sumedang / *Department of Fisheries and Livestock of Sumedang Regency*

**5.4 PERIKANAN  
FISHERY**

**Tabel 5.4.1 Jumlah Rumah Tangga Perikanan Tangkap Menurut Kecamatan dan Subsektor di Kabupaten sumedang, 2021 dan 2022**  
**Number of Fish Capture Households by Subdistrict and Subsector in Sumedang Regency, 2021 and 2022**

| Kecamatan<br>Subdistrict  | Perikanan Laut<br>Marine Fisheries |      | Perairan Umum<br>Inland Water |      | Jumlah<br>Total |      |
|---------------------------|------------------------------------|------|-------------------------------|------|-----------------|------|
|                           | 2021                               | 2022 | 2021                          | 2022 | 2021            | 2022 |
| (1)                       | (2)                                | (3)  | (4)                           | (5)  | (6)             | (7)  |
| [010] Jatinangor          | -                                  |      | 3                             |      | 3               |      |
| [020] Cimanggung          | -                                  |      | -                             |      | -               |      |
| [030] Tanjungsari         | -                                  |      | -                             |      | -               |      |
| [031] Sukasari            | -                                  |      | -                             |      | -               |      |
| [032] Pamulihan           | -                                  |      | -                             |      | -               |      |
| [040] Rancakalong         | -                                  |      | 50                            |      | 50              |      |
| [050] Sumedang Selatan    | -                                  |      | 18                            |      | 18              |      |
| [060] Sumedang Utara      | -                                  |      | 90                            |      | 90              |      |
| [061] Ganeas              | -                                  |      | 51                            |      | 51              |      |
| [070] Situraja            | -                                  |      | 140                           |      | 140             |      |
| [071] Cisitu              | -                                  |      | 93                            |      | 93              |      |
| [080] Darmaraja           | -                                  |      | 796                           |      | 796             |      |
| [090] Cibugel             | -                                  |      | 6                             |      | 6               |      |
| [100] Wado                | -                                  |      | 577                           |      | 577             |      |
| [101] Jatinunggal         | -                                  |      | 786                           |      | 786             |      |
| [111] Jatigede            | -                                  |      | 653                           |      | 653             |      |
| [120] Tomo                | -                                  |      | 260                           |      | 260             |      |
| [130] Ujungjaya           | -                                  |      | 98                            |      | 98              |      |
| [140] Conggeang           | -                                  |      | 67                            |      | 67              |      |
| [150] Paseh               | -                                  |      | 208                           |      | 208             |      |
| [160] Cimalaka            | -                                  |      | 20                            |      | 20              |      |
| [161] Cisarua             | -                                  |      | 21                            |      | 21              |      |
| [170] Tanjungkerta        | -                                  |      | 40                            |      | 40              |      |
| [171] Tanjungmedar        | -                                  |      | -                             |      | -               |      |
| [180] Buahdua             | -                                  |      | 156                           |      | 156             |      |
| [181] Surian              | -                                  |      | 20                            |      | 20              |      |
| <b>Kabupaten Sumedang</b> | <b>-</b>                           |      | <b>4 153</b>                  |      | <b>4 153</b>    |      |

Catatan/Note: ...

Sumber/Source: Dinas Perikanan dan Peternakan Kabupaten Sumedang / Department of Fisheries and Livestock of Sumedang Regency

**Tabel**  
**Table** 5.4.2**Kuantitas Produksi Perikanan Menurut Kecamatan di  
Kabupaten Sumedang, 2021-2022**  
**Quantity of Fishery Production by District in Sumedang  
Regency, 2021-2022**

| <i>Uraian Komoditas</i>                          | <i>Wujud</i> | <i>Satuan</i> | <i>Tahun 2021</i> | <i>Tahun 2022</i> |
|--|--------------|---------------|-------------------|-------------------|
| <b>Perikanan Darat</b>                           |              |               |                   |                   |
| a. Ikan Darat (Perairan Umum Darat/PU dan Waduk) |              |               |                   |                   |
| 1. Tawes   | Ikan Segar   | Ton           | 109,83            | 107,51            |
| 2. Patin/Jambal                                  | Ikan Segar   | Ton           | 199,15            | 198,52            |
| 3. Sepat siam                                    | Ikan Segar   | Ton           | 0,76              | 0,87              |
| 4. Gabus   | Ikan Segar   | Ton           | 0,31              | 0,75              |
| 5. Tambakan + Lele                               | Ikan Segar   | Ton           | 89,81             | 59,69             |
| 6. Udang Tawar                                   | Ikan Segar   | Ton           | 0,83              | 0,81              |
| 7. Ikan lainnya                                  | Ikan Segar   | Ton           | 930,96            | 1.041,21          |
| b. Ikan Tambak                                   |              |               |                   |                   |
| 1. Bandeng                                       | Ikan Segar   | Ton           |                   |                   |
| 2. Udang   | Ikan Segar   | Ton           |                   |                   |
| 3. Ikan Tambak Lainnya                           | Ikan Segar   | Ton           |                   |                   |
| c. Ikan Kolam                                    |              |               |                   |                   |
| 1. Ikan Mas                                      | Ikan Segar   | Ton           | 3 582,31          | 3 693,37          |
| 2. Ikan Sepat Siam / Nila                        | Ikan Segar   | Ton           | 3 901,11          | 3 932,36          |
| 3. Ikan Tawes / Gabus                            | Ikan Segar   | Ton           | 6,84              | 6,50              |
| 4. Ikan Tilapia Mujair                           | Ikan Segar   | Ton           | 16,17             | 7,87              |
| 5. Tambakan / Biawan                             | Ikan Segar   | Ton           | 0,91              | 0,86              |
| 6. Ikan Kolam Lainnya                            | Ikan Segar   | Ton           | 211,63            | 193,96            |
| d. Sawah   |              |               | 24,69             | 20,16             |
| e. Ikan Keramba                                  |              |               |                   |                   |
| 1. Ikan Mas                                      | Ikan Segar   | Ton           |                   |                   |
| 2. Ikan Lele                                     | Ikan Segar   | Ton           |                   |                   |
| 3. Ikan Keramba Lainnya                          | Ikan Segar   | Ton           |                   |                   |
| f. Ikan Kolam Air Deras                          | Ikan Segar   | Ton           | 532,68            | 556,63            |
| 1. Ikan Mas                                      | Ikan Segar   | Ton           |                   |                   |
| 2. Ikan Nila                                     | Ikan Segar   | Ton           |                   |                   |
| 3. Ikan Gurame                                   | Ikan Segar   | Ton           |                   |                   |
| 4. Ikan Jaring Apung Lainnya                     | Ikan Segar   | Ton           |                   |                   |
| h. Lainnya                                       | Ikan Segar   | Ton           |                   |                   |

Lanjutan Tabel/Continued Table 5.4.2

| <i>Uraian Komoditas</i>                | <i>Wujud</i> | <i>Satuan</i> | <i>Tahun 2021</i> | <i>Tahun 2022</i> |
|--|--------------|---------------|-------------------|-------------------|
| <b>Pembibitan</b>                      |              |               |                   |                   |
| <b>a. Air Payau / Tambak</b>           |              |               |                   |                   |
| 1. Bandeng ( 1 - 5 cm )                | Ikan Segar   | Ekor          |                   |                   |
| 2. Bandeng ( 5 cm )                    | Ikan Segar   | Ekor          |                   |                   |
| 3. Ikan Tambak Lainnya                 | Ikan Segar   | Ekor          |                   |                   |
| 4. Udang Windu                         | Ikan Segar   | Ekor          |                   |                   |
| <b>b. Air Kolam / Tawar</b>            |              |               |                   |                   |
| 1. Ikan Mas ( 1 - 5 cm )               | Ikan Segar   | Ekor          | 30,830            | 32,070            |
| 2. Ikan Mas ( 5 cm )                   | Ikan Segar   | Ekor          | 25,224            | 20,556            |
| 3. Nila                                | Ikan Segar   | Ekor          | 82,069            | 98,190            |
| 4. Ikan Tawar Lainnya(lele, nilem dll) | Ikan Segar   | Ekor          | 69,502            | 58,234            |
| <b>c. Keramba</b>                      |              |               |                   |                   |
| 1. Ikan Mas                            | Ikan Segar   | Ekor          |                   |                   |
| 2. Ikan Gabus                          | Ikan Segar   | Ekor          |                   |                   |
| 3. Ikan Keramba Lainnya                | Ikan Segar   | Ekor          |                   |                   |
| <b>h. Lainnya</b>                      |              |               |                   |                   |
| g. Ikan Jaring Terapung                | Ikan Segar   | Ton           |                   |                   |

Catatan/Note: ...

Sumber/Source: Dinas Perikanan dan Peternakan Kabupaten Sumedang / Department of Fisheries and Livestock of Sumedang Regency

**Tabel**  
**Table** 5.4.3**Harga Per Komoditas (Rp/Tahun) Menurut Kecamatan di Kabupaten Sumedang, 2021-2022**  
**Price Per Commodity (Rp/Year) By District in Sumedang Regency, 2021-2022**

| <i>Uraian Komoditas</i>                          | <i>Wujud</i> | <i>Satuan</i> | <i>Tahun 2021</i> | <i>Tahun 2022</i> |
|--|--------------|---------------|-------------------|-------------------|
| <b>Perikanan Darat</b>                           |              |               |                   |                   |
| a. Ikan Darat (Perairan Umum Darat/PU dan Waduk) |              |               |                   |                   |
| 1. Tawes   | Ikan Segar   | Kg            |                   |                   |
| 2. Patin   | Ikan Segar   | Kg            | 21 071            | 21 100            |
| 3. Sepat siam                                    | Ikan Segar   | Kg            | 20 669            | 20 700            |
| 4. Gabus   | Ikan Segar   | Kg            | 18 350            | 18,92             |
| 5. Tambakan Lele                                 | Ikan Segar   | Kg            | 27 750            | 27 761            |
| 6. Udang Tawar                                   | Ikan Segar   | Kg            | 19 932            | 19 941            |
| 7. Ikan lainnya                                  | Ikan Segar   | Kg            | 11 000            | 11 115            |
| b. Ikan Tambak                                   | Ikan Segar   | Kg            | 21 245            | 21 313            |
| 1. Bandeng                                       | Ikan Segar   | Kg            |                   |                   |
| 2. Udang   | Ikan Segar   | Kg            |                   |                   |
| 3. Ikan Tambak Lainnya                           | Ikan Segar   | Kg            |                   |                   |
| c. Ikan Kolam                                    | Ikan Segar   |               |                   |                   |
| 1. Ikan Mas                                      | Ikan Segar   | Kg            |                   |                   |
| 2. Ikan Sepat Siam / Nila                        | Ikan Segar   | Kg            | 20 340            | 20 397            |
| 3. Ikan Tawes / Gabus                            | Ikan Segar   | Kg            | 20 364            | 20 367            |
| 4. Ikan Tilapia Mujair                           | Ikan Segar   | Kg            | 19 940            | 19 954            |
| 5. Tambakan / Biawan                             | Ikan Segar   | Kg            | 17 000            | 17 011            |
| 6. Ikan Kolam Lainnya                            | Ikan Segar   | Kg            | 21 000            | 21 096            |
| d. Sawah   | Ikan Segar   | Kg            | 20 150            | 20 185            |
| e. Ikan Keramba                                  | Ikan Segar   | Kg            | 19 000            | 19 068            |
| 1. Ikan Mas                                      | Ikan Segar   | Kg            |                   |                   |
| 2. Ikan Lele                                     | Ikan Segar   | Kg            |                   |                   |
| 3. Ikan Keramba Lainnya                          | Ikan Segar   | Kg            |                   |                   |
| f. Ikan Kolam Air deras                          |              |               | 20 150            | 20 179            |
| g. Ikan Jaring Terapung                          | Ikan Segar   | Kg            |                   |                   |
| 1. - Ikan Mas                                    | Ikan Segar   | Kg            |                   |                   |
| 2. - Ikan Nila                                   | Ikan Segar   | Kg            |                   |                   |
| 3. - Ikan Gurame                                 | Ikan Segar   | Kg            |                   |                   |
| 4. Ikan Jaring Apung Lainnya                     | Ikan Segar   | Kg            |                   |                   |

Lanjutan Tabel/Continued Table 5.4.3

| <i>Uraian Komoditas</i>                  | <i>Wujud</i> | <i>Satuan</i> | <i>Tahun 2021</i> | <i>Tahun 2022</i> |
|--|--------------|---------------|-------------------|-------------------|
| <b>Pembibitan</b>                        |              |               |                   |                   |
| <b>a. Air Payau / Tambak</b>             |              |               |                   |                   |
| 1. Bandeng ( 1 - 5 cm )                  | Ikan Segar   | Ekor          |                   |                   |
| 2. Bandeng ( 5 cm )                      | Ikan Segar   | Ekor          |                   |                   |
| 3. Ikan Tambak Lainnya                   | Ikan Segar   | Ekor          |                   |                   |
| 4. Udang Windu                           | Ikan Segar   | Ekor          |                   |                   |
| <b>b. Air Kolam / Tawar</b>              |              |               |                   |                   |
| 1. Ikan Mas ( 1 - 5 cm )                 | Ikan Segar   | Rp/Ekor       | 100               | 105               |
| 2. Ikan Mas ( 5 cm )                     | Ikan Segar   | Rp/Ekor       | 125               | 127               |
| 3. Nila                                  | Ikan Segar   | Rp/Ekor       | 120               | 123               |
| 4. Ikan Tawar<br>Lainnya(Lele,Nilem dll) | Ikan Segar   | Ekor          | 69 502            | 58 234            |
| <b>c. Keramba</b>                        |              |               |                   |                   |
| 1. Ikan Mas                              | Ikan Segar   | Ekor          |                   |                   |
| 2. Ikan Gabus                            | Ikan Segar   | Ekor          |                   |                   |
| 3. Ikan Keramba Lainnya                  | Ikan Segar   | Ekor          |                   |                   |

Catatan/Note: ...

Sumber/Source: Dinas Perikanan dan Peternakan Kabupaten Sumedang / Department of Fisheries and Livestock of Sumedang Regency



Lanjutan Tabel/*Continued Table* 5.4.3

| Kecamatan<br>Subdistrict  | Jaring Apung<br>Floating Cage Net | Sawah<br>Paddy Field | Jumlah<br>Total |
|---------------------------|-----------------------------------|----------------------|-----------------|
| (1)                       | (6)                               | (7)                  | (8)             |
| [010] Jatinangor          | -                                 | -                    | 88              |
| [020] Cimanggung          | -                                 | -                    | 162             |
| [030] Tanjungsari         | -                                 | -                    | 85              |
| [031] Sukasari            | -                                 | 8                    | 267             |
| [032] Pamulihan           | -                                 | -                    | 124             |
| [040] Rancakalong         | -                                 | 98                   | 507             |
| [050] Sumedang Selatan    | -                                 | 260                  | 1 501           |
| [060] Sumedang Utara      | -                                 | 210                  | 1 463           |
| [061] Ganeas              | -                                 | 40                   | 619             |
| [070] Situraja            | -                                 | 133                  | 978             |
| [071] Cisitu              | -                                 | 39                   | 639             |
| [080] Darmaraja           | -                                 | 26                   | 683             |
| [090] Cibugel             | -                                 | -                    | 24              |
| [100] Wado                | -                                 | 53                   | 388             |
| [101] Jatinunggal         | -                                 | 46                   | 953             |
| [111] Jatigede            | -                                 | -                    | 70              |
| [120] Tomo                | -                                 | -                    | 5               |
| [130] Ujungjaya           | -                                 | 29                   | 259             |
| [140] Conggeang           | -                                 | 190                  | 1 449           |
| [150] Paseh               | -                                 | 15                   | 443             |
| [160] Cimalaka            | -                                 | 120                  | 1 944           |
| [161] Cisarua             | -                                 | 340                  | 990             |
| [170] Tanjungkerta        | -                                 | 270                  | 1 555           |
| [171] Tanjungmedar        | -                                 | 7                    | 461             |
| [180] Buahdua             | -                                 | 245                  | 1 703           |
| [181] Surian              | -                                 | 1                    | 235             |
| <b>Kabupaten Sumedang</b> | <b>-</b>                          | <b>2 130</b>         | <b>17 595</b>   |

**Tabel**  
**Table** 5.4.4

**Produksi Ikan Konsumsi Menurut Kecamatan dan Habitat di Kabupaten Sumedang (kilogram), 2021**  
**Production of Fish Consumption by Subdistrict and Habitat in Sumedang Regency (kilogram), 2021**

| Kecamatan<br>Subdistrict  | Kolam Air<br>Tenang<br>Fish Pond<br>Water | Kolam<br>Air Deras<br>Fish Pond<br>Jetted | Mina Padi<br>Mina Padi | Perairan<br>Umum Darat<br>Land Public<br>Water | Jumlah<br>Total  |
|---------------------------|---|---|------------------------|--|------------------|
| (1)                       | (2)                                       | (3)                                       | (4)                    | (5)  | (6)              |
| [010] Jatinangor          | 82 579                                    | -   | -                      | 68   | 82 647           |
| [020] Cimanggung          | 250 141                                   | 36 144                                    | -                      | -  | 286 285          |
| [030] Tanjungsari         | 73 863                                    | -   | -                      | -  | 73 863           |
| [031] Sukasari            | 135 850                                   | -   | -                      | -  | 135 850          |
| [032] Pamulihan           | 132 264                                   | 1 450                                     | -                      | -  | 133 714          |
| [040] Rancakalong         | 288 592                                   | 72 833                                    | -                      | 1 371  | 362 796          |
| [050] Sumedang Selatan    | 432 545                                   | 900                                       | 10 080                 | 42   | 443 567          |
| [060] Sumedang Utara      | 640 645                                   | 3 600                                     | 10 809                 | 643  | 655 697          |
| [061] Ganeas              | 182 980                                   | -   | -                      | 148  | 183 128          |
| [070] Situraja            | 502 075                                   | 59 356                                    | 1 008                  | 3 009  | 565 448          |
| [071] Cisitu              | 324 291                                   | -   | 1 700                  | 686  | 326 677          |
| [080] Darmaraja           | 445 280                                   | -   | 1 140                  | 265 505  | 711 925          |
| [090] Cibugel             | 22 960                                    | -   | -                      | 40   | 23 000           |
| [100] Wado                | 443 756                                   | -   | 870                    | 344 796  | 789 422          |
| [101] Jatinunggal         | 451 410                                   | -   | 1 520                  | 259 765  | 712 695          |
| [111] Jatigede            | 34 240                                    | -   | -                      | 298 235  | 332 475          |
| [120] Tomo                | 31 616                                    | -   | -                      | 5 447  | 37 063           |
| [130] Ujungjaya           | 107 096                                   | -   | -                      | 133  | 107 229          |
| [140] Conggeang           | 520 333                                   | 61 220                                    | 3 525                  | 1 990  | 587 068          |
| [150] Paseh               | 160 353                                   | -   | -                      | 4 168  | 164 521          |
| [160] Cimalaka            | 747 002                                   | 39 803                                    | 5 874                  | 196  | 792 875          |
| [161] Cisarua             | 303 048                                   | -   | 3 780                  | 38   | 306 866          |
| [170] Tanjungkerta        | 562 638                                   | 201 979                                   | 7 334                  | 69   | 772 020          |
| [171] Tanjungmedar        | 40 750                                    | -   | -                      | -  | 40 750           |
| [180] Buahdua             | 526 552                                   | 51 600                                    | 3 780                  | 3 303  | 585 235          |
| [181] Surian              | 56 408                                    | -   | -                      | 40   | 56 448           |
| <b>Kabupaten Sumedang</b> | <b>7 499 267</b>                          | <b>528 885</b>                            | <b>51 420</b>          | <b>1 189 692</b>                               | <b>9 269 264</b> |

Catatan/Note: ...

Sumber/Source: Dinas Perikanan dan Peternakan Kabupaten Sumedang / Department of Fisheries and Livestock of Sumedang Regency

<https://sumedangkab.bps.go.id>



Jumlah pelanggan air PDAM pada tahun 2021 ada sebanyak 36.109 pelanggan dan menghabiskan 5.166.348 meter kubik

06

**INDUSTRI, PERTAMBANGAN, DAN ENERGI**  
**INDUSTRY, MINING, AND ENERGY**

Jumlah pelanggan air PDAM pada tahun 2021 ada sebanyak 36.109 pelanggan dan menghabiskan 5.166.348 meter kubik



<https://sumedangkab.bps.go.id>

## PENJELASAN TEKNIS

1. Pengumpulan data industri besar dan sedang dilakukan melalui Survei Industri Besar dan Sedang yang dilaksanakan setiap tahun secara lengkap (sensus) sejak tahun 1975. Survei Industri Besar dan Sedang mencakup semua perusahaan industri yang mempunyai tenaga kerja 20 orang atau lebih dengan menggunakan kuesioner II A.
2. Klasifikasi industri yang digunakan dalam survei ini berdasar kepada Klasifikasi Baku Lapangan Usaha Indonesia (KBLI). KBLI adalah klasifikasi lapangan usaha yang berdasar kepada International Standard Industrial Classification of All Economic Activities (ISIC) revisi 4 yang telah disesuaikan dengan kondisi Indonesia.
3. **Industri manufaktur** adalah suatu kegiatan ekonomi yang melakukan kegiatan mengubah suatu barang dasar secara mekanis, kimia, atau dengan tangan sehingga menjadi barang jadi/setengah jadi, dan atau barang yang kurang nilainya menjadi barang yang lebih tinggi nilainya, dan sifatnya lebih dekat kepada pemakai akhir. Termasuk dalam kegiatan ini adalah jasa industri dan pekerjaan perakitan.
4. **Perusahaan atau usaha industri** adalah suatu unit

## TECHNICAL NOTES

1. *Data collection of large and medium scale manufacturing is conducted through The Large and Medium Manufacturing Establishment Survey that has been done annually for all industries (census) since 1975. Large and Medium Manufacturing Establishment Survey covers all manufactures/industries with 20 workers or more by questionnaire II A.*
2. *The industrial classification adopted in this survey refers to the Klasifikasi Baku Lapangan Usaha Indonesia (KBLI). KBLI is classification of economic activities based on the International Standard Industrial Classification of All Economic Activities (ISIC rev 4) that has been modified according to the local condition in Indonesia.*
3. **Manufacturing industry** is defined as an economic activity processing basic goods mechanically, chemicals or manually into final or intermediate goods. It is also defined as processing of lower value goods into higher value goods as final or intermediate products. The activities also include services for manufacturing and assembling.
4. **A manufacturing establishment** is defined as a production unit

(kesatuan) usaha yang melakukan kegiatan ekonomi, bertujuan menghasilkan barang atau jasa, terletak pada suatu bangunan atau lokasi tertentu, dan mempunyai catatan administrasi tersendiri mengenai produksi dan struktur biaya serta ada seorang atau lebih yang bertanggung jawab atas usaha tersebut.

5. **Industri manufaktur** dikelompokkan ke dalam 4 golongan berdasarkan banyaknya pekerja, yaitu: industri besar (100 orang pekerja atau lebih), industri sedang/menengah (20–99 orang pekerja), industri kecil (5–19 orang pekerja), dan industri mikro (1–4 orang pekerja).
  6. **Pelanggan** adalah individu atau kelompok, baik rumah tangga, perusahaan atau institusi non profit yang membeli air bersih dari perusahaan air bersih.
  7. **Air disalurkan** adalah volume air bersih dari perusahaan air bersih *engaged in economic activity, producing goods or services, located in a building or in a certain location, keeping a business record concerning the production and cost structure, and having a person or more that are responsible to those activities.*
5. **Manufacturing industries** are categorized into four groups, based on the number of employees: large scale manufacturing (100 employees or more), medium scale manufacturing (20–99 employees), small scale manufacturing (5–19 employees), and micro industry (1–4 employees).
  6. **Customers** are individuals or groups, whether household, company or non-profit institutions that buy water supply from water supply establishment.
  7. **Distributed water** is the volume of water supply from water supply establishment.

**ULASAN****Industri**

Menurut Rencana Pembangunan Jangka Menengah Daerah (RPJMD) Kabupaten Sumedang Tahun 2018-2023, Kawasan peruntukan industri besar memiliki luas kurang lebih 3.007 Ha meliputi:

- optimalisasi Kawasan Industri Cimanggung/Rancaekek dengan luas kurang lebih 343 Ha meliputi: Kecamatan Jatinangor dan Kecamatan Cimanggung.
- pengembangan Kawasan Industri Ujungjaya dengan luas kurang lebih 1.517 Ha meliputi Kecamatan Ujungjaya dan Kecamatan Tomo.
- pengembangan Kawasan Industri Buahdua dengan luasan kurang lebih 1.147 Ha di Kecamatan Buahdua.

**Energi**

Selama tahun 2021 tercatat 5.166.348 m<sup>3</sup> air minum yang disalurkan di Kabupaten Sumedang.

**DESCRIPTION****Industry**

*According to the Sumedang District Medium-Term Development Plan (RPJMD) 2018-2023, the designated large industrial areas have an area of approximately 3,007 hectares including:*

*optimization of the Cimanggung / Rancaekek Industrial Area with an area of approximately 343 hectares including: Jatinangor and Cimanggung Districts.*

*the development of the Ujungjaya Industrial Estate with an area of approximately 1,517 hectares covering Ujungjaya District and Tomo District.*

*the development of the Buahdua Industrial Estate with an area of approximately 1,147 hectares in the Buahdua District.*

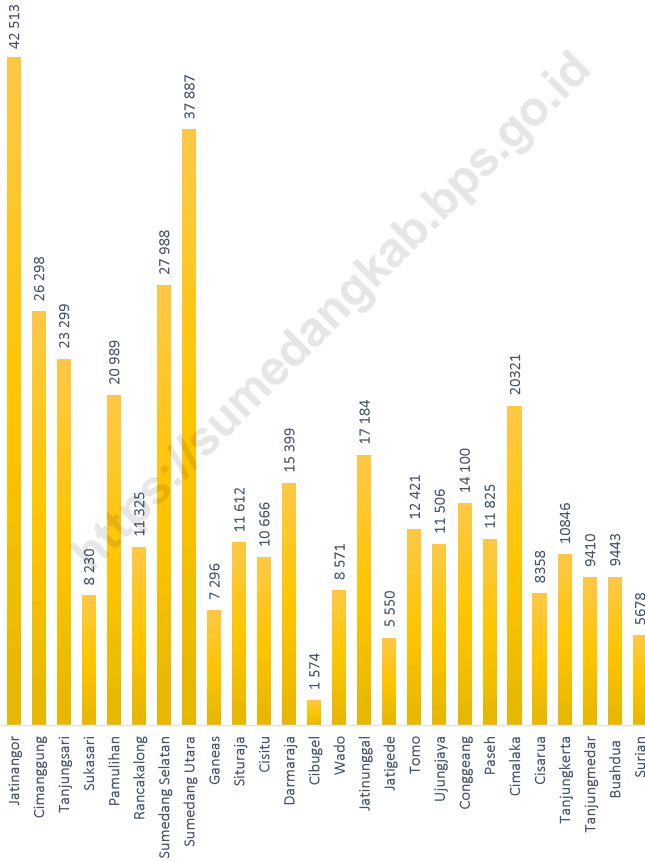
**Energy**

*During 2021, there were 5,166,348 m<sup>3</sup> of drinking water distributed in Sumedang Regency.*



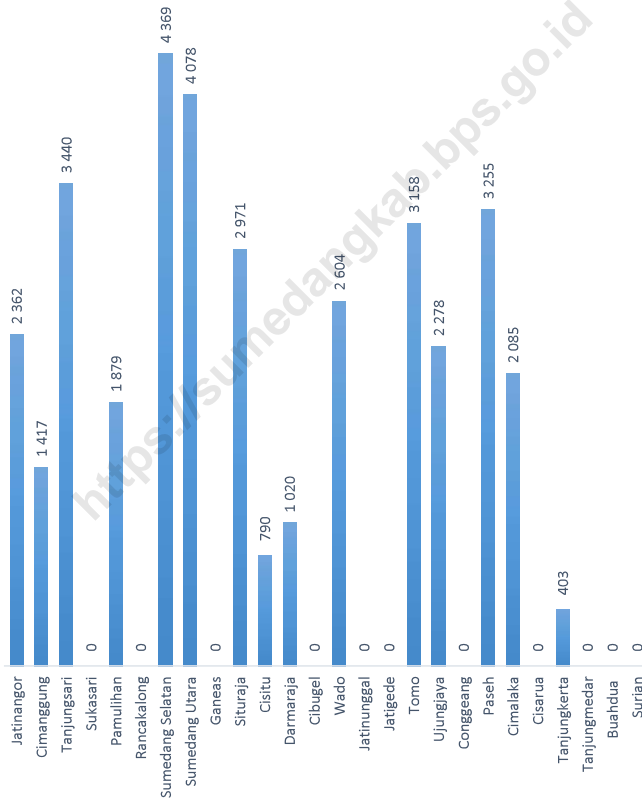
**Gambar 6.1**  
**Figures**

**Jumlah Pelanggan Listrik Menurut Kecamatan, 2021**  
**Number of Electricity Customers by Subdistrict, 2021**



Sumber/Source : PT. PLN Area Sumedang / PT. PLN Sumedang Area

**Gambar 6.2** Jumlah Pelanggan PDAM Menurut Kecamatan, 2021  
**Figures** Number of Customers PDAM by Subdistrict, 2021



Sumber/Source : PDAM Tirta Medal, Kabupaten Sumedang / PDAM Tirta Medal of Sumedang Regency

**Tabel**  
**Table** 6.1

**Daya Terpasang, Produksi, dan Distribusi Listrik PT. PLN (Persero) pada Cabang/Ranting PLN Menurut Kecamatan di Kabupaten Sumedang, 2021**  
**Installed Electricity Power, Production, and Distribution of PT. PLN (Persero) at PLN Branch by Subdistrict in Sumedang Regency, 2021**

| Kecamatan<br>Subdistrict  | Daya<br>Terpasang<br>Installed<br>Electricity<br>Power<br>(MVA) | Produksi<br>Listrik<br>Electricity<br>Production<br>(KWh) | Listrik<br>Terjual<br>Electricity<br>Sold<br>(MWh) | Dipakai<br>Sendiri<br>Own<br>Used<br>(KWh) | Susut/<br>Hilang<br>Shrinkage/<br>Lost<br>(KWh) |
|---------------------------|---|---|--|--|---|
| (1)                       | (2)   | (3)   | (4)  | (5)  | (6)   |
| [010] Jatinangor          | 172,05  | 554 676 584   | 548,39   | 899 544                                    | 5389 688  |
| [020] Cimanggung          | 129,04  | 416 007 438   | 411,29   | 674 658                                    | 4042 266  |
| [030] Tanjungsari         | 73,12   | 235 737 548   | 233,06   | 382 306                                    | 2290 617  |
| [031] Sukasari            | 12,90   | 41 600 744  | 41,13  | 67 466                                     | 404 227   |
| [032] Pamulihan           | 38,71   | 124 802 231   | 123,39   | 202 397                                    | 1212 680  |
| [040] Rancakalong         | 4,30  | 13 866 915  | 13,71  | 22 489                                     | 134 742   |
| [050] Sumedang Selatan    | 27,22   | 38 666 371  | 35,87  | 78 840                                     | 2720 981  |
| [060] Sumedang Utara      | 36,85   | 52 342 175  | 48,55  | 106 724                                    | 3683 358  |
| [061] Ganeas              | 7,10  | 10 079 671  | 9,35   | 20 552                                     | 709 314   |
| [070] Situraja            | 11,29   | 16 042 372  | 14,88  | 32 710                                     | 1128 914  |
| [071] Cisitu              | 10,37   | 14 735 441  | 13,67  | 30 045                                     | 1036 944  |
| [080] Darmaraja           | 14,98   | 21 274 241  | 19,73  | 43 378                                     | 1497 084  |
| [090] Cibugel             | 1,53  | 2 174 534   | 2,02   | 4 434                                      | 153 024   |
| [100] Wado                | 8,34  | 11 841 127  | 10,98  | 24 144                                     | 833 269   |
| [101] Jatinunggal         | 16,71   | 23 740 279  | 22,02  | 48 406                                     | 1670 621  |
| [111] Jatigede            | 5,40  | 7 667 513   | 7,11   | 15 634                                     | 539 569   |
| [120] Tomo                | 12,08   | 17 160 033  | 15,92  | 34 989                                     | 1207 564  |
| [130] Ujungjaya           | 11,19   | 15 895 929  | 14,74  | 32 411                                     | 1118 608  |
| [140] Conggeang           | 13,71   | 19 479 628  | 18,07  | 39 718                                     | 1370 796  |
| [150] Paseh               | 11,50   | 16 336 638  | 15,15  | 33 310                                     | 1149 621  |
| [160] Cimalaka            | 19,76   | 28 074 150  | 26,04  | 57 242                                     | 1975 599  |
| [161] Cisarua             | 8,13  | 11 546 860  | 10,71  | 23 544                                     | 812 561   |
| [170] Tanjungkerta        | 10,55   | 14 984 117  | 13,90  | 30 552                                     | 1054 443  |
| [171] Tanjungmedar        | 9,15  | 13 000 234  | 12,06  | 26 507                                     | 914 836   |
| [180] Buahdua             | 9,18  | 13 045 825  | 12,10  | 26 600                                     | 918 044   |
| [181] Surian              | 5,52  | 7 844 349   | 7,28   | 15 994                                     | 552 013   |
| <b>Kabupaten Sumedang</b> | <b>680,68</b>   | <b>1 742 622 947</b>                                      | <b>1 701,12</b>                                    | <b>2974 594</b>                            | <b>38521 383</b>                                |

Catatan/Note: Produksi Listrik yaitu jumlah listrik yang disalurkan ke setiap Kecamatan

Sumber/Source: PT. PLN Area Sumedang / PT. PLN Sumedang Area

**Tabel**  
**Table 6.2****Jumlah Pelanggan Listrik Menurut Kecamatan di  
Kabupaten Sumedang, 2018–2022**  
**Number of Electricity Customers by Subdistrict in Sumedang  
Regency, 2018–2022**

| <b>Kecamatan<br/>Subdistrict</b> | <b>2018</b>    | <b>2019</b>    | <b>2020</b>    | <b>2021</b> | <b>2022</b> |
|----------------------------------|----------------|----------------|----------------|-------------|-------------|
| (1)                              | (2)            | (3)            | (4)            | (5)         | (6)         |
| [010] Jatinangor                 | 38 185         | 40 610         | 42 513         | -           | -           |
| [020] Cimanggung                 | 23 620         | 25 121         | 26 298         | -           | -           |
| [030] Tanjungsari                | 20 927         | 22 256         | 23 299         | -           | -           |
| [031] Sukasari                   | 7 392          | 7 862          | 8 230          | -           | -           |
| [032] Pamulihan                  | 18 852         | 20 049         | 20 989         | -           | -           |
| [040] Rancakalong                | 10 172         | 10 818         | 11 325         | -           | -           |
| [050] Sumedang Selatan           | 26 317         | 27 335         | 27 988         | -           | -           |
| [060] Sumedang Utara             | 35 635         | 37 004         | 37 887         | -           | -           |
| [061] Ganeas                     | 6 864          | 7 126          | 7 296          | -           | -           |
| [070] Situraja                   | 10 921         | 11 341         | 11 612         | -           | -           |
| [071] Cisitu                     | 10 033         | 10 417         | 10 666         | -           | -           |
| [080] Darmaraja                  | 14 484         | 15 040         | 15 399         | -           | -           |
| [090] Cibugel                    | 1 478          | 1 537          | 1 574          | -           | -           |
| [100] Wado                       | 8 060          | 8 371          | 8 571          | -           | -           |
| [101] Jatinunggal                | 16 158         | 16 783         | 17 184         | -           | -           |
| [111] Jatigede                   | 5 216          | 5 421          | 5 550          | -           | -           |
| [120] Tomo                       | 11 680         | 12 131         | 12 421         | -           | -           |
| [130] Ujungjaya                  | 10 818         | 11 238         | 11 506         | -           | -           |
| [140] Conggeang                  | 13 257         | 13 771         | 14 100         | -           | -           |
| [150] Paseh                      | 11 116         | 11 549         | 11 825         | -           | -           |
| [160] Cimalaka                   | 19 110         | 19 847         | 20 321         | -           | -           |
| [161] Cisarua                    | 7 859          | 8 163          | 8 358          | -           | -           |
| [170] Tanjungkerta               | 10 204         | 10 593         | 10 846         | -           | -           |
| [171] Tanjungsari                | 8 854          | 9 192          | 9 410          | -           | -           |
| [180] Buahdua                    | 8 876          | 9 223          | 9 443          | -           | -           |
| [181] Surian                     | 5 343          | 5 546          | 5 678          | -           | -           |
| <b>Kabupaten Sumedang</b>        | <b>361 431</b> | <b>378 344</b> | <b>390 289</b> | <b>-</b>    | <b>-</b>    |

Catatan/Note: Terdapat perbaikan data jumlah pelanggan dari tahun 2016-2019

Sumber/Source: PT. PLN Area Sumedang / PT. PLN Sumedang Area

**Tabel**  
**Table 6.3****Jumlah Pelanggan dan Air yang Disalurkan Menurut Kecamatan di Kabupaten Sumedang, 2022**  
**Number of Customers and Distributed Water by Subdistrict in Sumedang Regency, 2022**

| Kecamatan<br>Subdistrict  | Jumlah<br>Sumbangan<br>Langganan | Produksi            | Distribusi          | Jumlah Air Terjual |
|---------------------------|----------------------------------|---------------------|---------------------|--------------------|
| (1)                       | (2)                              | (3)                 | (4)                 | (5)                |
| [010] Jatinangor          | 2 252                            | 832 887.00          | 78 749.00           | 490 44.00          |
| [020] Cimanggung          | 1 447                            | 347 688.00          | 340 061.00          | 260 889.00         |
| [030] Tanjungsari         | 3 181                            | 722 152.80          | 718 892.80          | 436 672.00         |
| [031] Sukasari            | 3 181                            | 722 152.80          | 718 892.80          | 436 672.00         |
| [032] Pamulihan           | 1 882                            | 287 424.00          | 272 320.00          | 201 504.00         |
| [040] Rancakalong         | -                                | -                   | -                   | -                  |
| [050] Sumedang Selatan    | 4 428                            | 1 040 212.80        | 1 001 149.80        | 791 222.00         |
| [060] Sumedang Utara      | 3 966                            | 876 142.08          | 857 716.08          | 625 191.00         |
| [061] Ganeas              | -                                | -                   | -                   | -                  |
| [070] Situraja            | 2 958                            | 469 324.80          | 465 724.80          | 391 463.00         |
| [071] Cisitu              | 761                              | 140 139.00          | 136 667.00          | 99 098.00          |
| [080] Darmaraja           | 1 036                            | 176 300.80          | 174 450.80          | 152 165.00         |
| [090] Cibugel             | -                                | -                   | -                   | -                  |
| [100] Wado                | 2 506                            | 485 045.60          | 457 449.60          | 362 430.00         |
| [101] Jatinunggal         | 2 506                            | 485 045.60          | 457 449.60          | 362 430.00         |
| [111] Jatigede            | -                                | -                   | -                   | -                  |
| [120] Tomo                | 3 202                            | 742 168.80          | 735 688.80          | 458 400.00         |
| [130] Ujungjaya           | 2 215                            | 474 073.20          | 456 470.00          | 302 790.00         |
| [140] Conggeang           | -                                | -                   | -                   | -                  |
| [150] Paseh               | 3 281                            | 588 369.60          | 580 379.60          | 517 779.00         |
| [160] Cimalaka            | 1 937                            | 275 916.24          | 271 327.04          | 223 874.00         |
| [161] Cisarua             | -                                | -                   | -                   | -                  |
| [170] Tanjungkerta        | 413                              | 77 068.80           | 77 068.80           | 58 585.00          |
| [171] Tanjungsari         | -                                | -                   | -                   | -                  |
| [180] Buahdua             | -                                | -                   | -                   | -                  |
| [181] Surian              | -                                | -                   | -                   | -                  |
| <b>Kabupaten Sumedang</b> | <b>35 465</b>                    | <b>7 536 917.52</b> | <b>7 332 860.12</b> | <b>5 372 106</b>   |

Catatan/Note: ...

Sumber/Source: PDAM Tirta Medal, Kabupaten Sumedang / PDAM Tirta Medal of Sumedang Regency

07

**PARIWISATA  
TOURISM**



Jumlah Rumah makan atau Restoran di Kabupaten Sumedang 121 usaha. Dengan jumlah terbanyak berada di Kecamatan Sumedang Selatan

<https://sumedangkab.bps.go.id>

## PENJELASAN TEKNIS

1. **Wisatawan mancanegara (wisman)** ialah setiap pengunjung yang mengunjungi suatu negara di luar tempat tinggalnya, didorong oleh satu atau beberapa keperluan tanpa bermaksud memperoleh penghasilan di tempat yang dikunjungi dan lamanya kunjungan tersebut tidak lebih dari satu tahun (12 bulan).
2. **Usaha penyediaan akomodasi** adalah usaha yang menyediakan pelayanan penginapan yang dapat dilengkapi dengan pelayanan pariwisata lainnya. Usaha penyediaan akomodasi dapat berupa hotel, vila, pondok wisata, bumi perkemahan, persinggahan karavan, dan akomodasi lainnya yang digunakan untuk tujuan pariwisata.
3. **Hotel** adalah penyediaan akomodasi secara harian berupa kamar-kamar di dalam satu bangunan yang dapat dilengkapi dengan jasa pelayanan makan dan minum, kegiatan hiburan dan atau fasilitas lainnya. Hotel terdiri dari hotel berbintang dan hotel non- bintang.
4. **Hotel bintang** adalah usaha penyediaan jasa pelayanan penginapan, makan minum serta jasa lainnya bagi umum dengan menggunakan sebagian atau seluruh bangunan. Usaha ini dikelola secara komersial serta

## TECHNICAL NOTES

1. *Foreign tourists (tourists) are any visitors who visit a country outside their residence, driven by one or more needs without intending to earn income at the place visited and the duration of the visit is not more than one year (12 months).*
2. *The business of providing accommodation is a business that provides lodging services that can be complemented by other tourism services. The business of providing accommodation can be in the form of hotels, villas, tourist huts, campsites, caravan stops, and other accommodations used for tourism purposes.*
3. *Hotel is the provision of accommodation on a daily basis in the form of rooms in a building that can be equipped with food and drink services, entertainment activities and / or other facilities. Hotels consist of star hotels and non-star hotels.*
4. *Star hotel is a business providing lodging services, eating and drinking and other services for the public by using part or all of the building. This business is managed commercially and meets the requirements as a star hotel (including diamonds) as stipulated in a decree from the agency managing it. For example, five star hotels, four star hotels and so on.*
5. *Hotel room occupancy rate is the percentage of the number of room*



memenuhi ketentuan persyaratan sebagai hotel bintang (termasuk berlian) yang ditetapkan dalam surat keputusan instansi yang membinanya. Misalnya hotel bintang lima, hotel bintang empat dan seterusnya.

5. **Tingkat penghunian kamar hotel** adalah persentase banyaknya malam kamar yang dihuni terhadap banyaknya malam kamar yang tersedia.
6. **Rata-rata lamanya tamu menginap** adalah banyaknya malam tempat tidur yang terpakai (malam tamu) dengan banyaknya tamu yang menginap di hotel atau akomodasi lainnya.

*nights occupied to the number of available room nights.*

6. *The average length of stay for guests is the number of nights the bed is used (guest night) with the number of guests staying at hotels or other accommodations.*

**ULASAN**

Banyak objek Pariwisata yang terdapat di Kabupaten sumedang. Beberapa fasilitas juga turut berperan dalam menunjang kesuksesan usaha Pariwisata di Kabupaten Sumedang.

Di Kabupaten Sumedang terdapat 27 jasa akomodasi yang terdiri dari 6 Hotel bintang 3 dan 21 hotel non bintang yang tersebar di wilayah Kabupaten Sumedang.

Penunjang lainnya untuk usaha Pariwisata yaitu fasilitas rumah makan atau restoran. Di tahun 2021, terdapat 121 unit usaha rumah makan dan restoran di Kabupaten Sumedang. Rumah makan dan Restoran terbanyak terdapat di kecamatan Sumedang Selatan yaitu sebanyak 27 unit.

**DESCRIPTION**

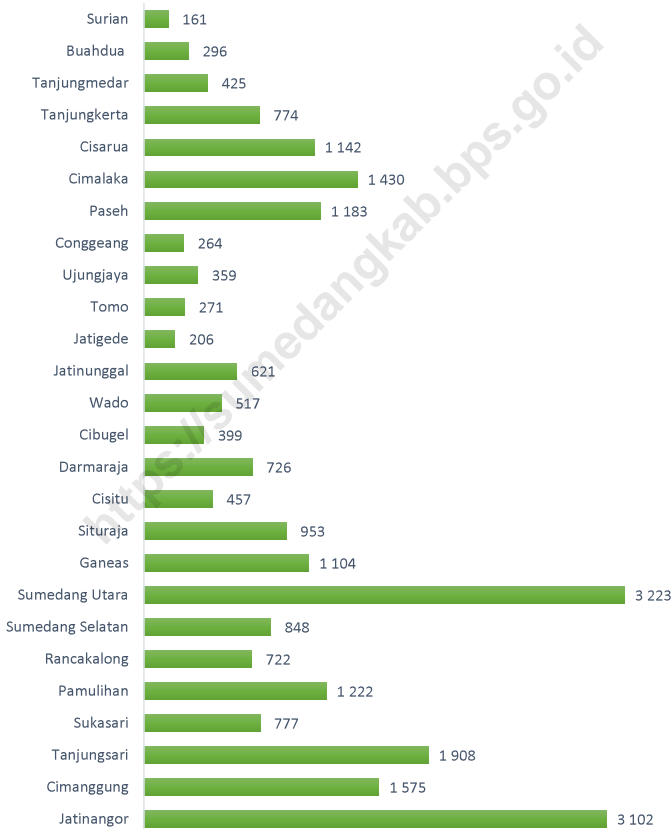
*There are many tourism objects in Sumedang Regency. Several facilities play a role in supporting the success of the tourism business in Sumedang Regency.*

*In Sumedang Regency, there are 27 accommodation services consisting of 6 3 star hotels and 21 non-star hotels which are well known in the Sumedang Regency area.*

*Other support for the tourism business is restaurant or restaurant facilities. In 2021, there are 121 restaurant and restaurant business units in Sumedang Regency. Most restaurants and restaurants are in Sumedang Selatan sub-district, with 27 units.*

**Gambar** 7.1  
**Figures**


**Kepadatan Penduduk Menurut Kecamatan di Kabupaten Sumedang, 2021**  
**Population Density by Subdistrict in Sumedang Regency, 2021**



Sumber/Source : BPS, Sensus Penduduk 2021 / BPS, Population Census 2021

**Gambar** 7.2  
**Figures**

**Panjang Jalan Menurut Kondisi Jalan di Kabupaten Sumedang (km), 2021**  
***Length of Roads by Condition of Roads in Sumedang Regency (km), 2021***



Sumber/Source : BPS, Sensus Penduduk 2021 / BPS, Population Census 2021

**Tabel**  
**Table** 7.1**Jumlah Rumah Makan/Restoran Menurut Kecamatan di  
Kabupaten Sumedang, 2019–2022**  
**Number of Restaurants by Subdistrict in Sumedang  
Regency, 2019–2022**

| Kecamatan<br>Subdistrict  | 2019         | 2020         | 2021      | 2022      |
|---------------------------|--------------|--------------|-----------|-----------|
| (1)                       | (2)          | (3)          | (4)       | (5)       |
| [010] Jatinangor          | 110          | 101          | 10        | 20        |
| [020] Cimanggung          | 33           | 33           | -         | -         |
| [030] Tanjungsari         | 63           | 60           | -         | -         |
| [031] Sukasari            | 14           | 14           | -         | 1         |
| [032] Pamulihan           | 30           | 30           | 1         | 1         |
| [040] Rancakalong         | 31           | 30           | -         | -         |
| [050] Sumedang Selatan    | 211          | 196          | 31        | 25        |
| [060] Sumedang Utara      | 214          | 210          | 13        | 11        |
| [061] Ganeas              | 30           | 30           | 1         | 2         |
| [070] Situraja            | 37           | 35           | -         | -         |
| [071] Cisitu              | 16           | 16           | -         | -         |
| [080] Darmaraja           | 28           | 26           | -         | -         |
| [090] Cibugel             | 15           | 15           | -         | -         |
| [100] Wado                | 18           | 18           | 1         | 2         |
| [101] Jatinunggal         | 18           | 18           | -         | -         |
| [111] Jatigede            | 16           | 25           | -         | 2         |
| [120] Tomo                | 27           | 19           | -         | -         |
| [130] Ujungjaya           | 26           | 20           | -         | -         |
| [140] Conggeang           | 21           | 19           | -         | -         |
| [150] Paseh               | 29           | 24           | 2         | 2         |
| [160] Cimalaka            | 68           | 56           | 4         | 6         |
| [161] Cisarua             | 24           | 21           | -         | -         |
| [170] Tanjungkerta        | 36           | 27           | -         | -         |
| [171] Tanjungmedar        | 13           | 13           | -         | -         |
| [180] Buahdua             | 24           | 24           | -         | -         |
| [181] Surian              | 14           | 12           | -         | -         |
| <b>Kabupaten Sumedang</b> | <b>1 166</b> | <b>1 092</b> | <b>63</b> | <b>72</b> |

Catatan/Note: data 2019 dan 2020 termasuk catering dan warung-warung kecil

Sumber/Source: Dinas Pariwisata, Kebudayaan, Kepemudaan dan Olahraga Kab, Sumedang / Department of Tourism, Culture, Youth and Sports of Sumedang Regency

# TRANSPORTASI DAN KOMUNIKASI

## TRANSPORTATION AND COMMUNICATION

Panjang jalan negara  
60,62 km



panjang jalan  
provinsi 115,8 km

panjang jalan  
kabupaten 774,37 km

76,28% panjang jalan  
kabupaten sudah  
diaspal



<https://sumedangkab.bps.go.id>

**PENJELASAN TEKNIS**

Sesuai dengan Undang-Undang Republik Indonesia Nomor 38 Tahun 2004 tentang Jalan dan Peraturan Pemerintah Nomor 34 Tahun 2006 tentang Jalan, maka sesuai dengan kewenangan/status, maka jalan umum dikelompokkan sebagai berikut:

1. Jalan Nasional/Negara
  2. Jalan Provinsi
  3. Jalan Kabupaten
  4. Jalan Kota
  5. Jalan Desa
1. Jalan Nasional terdiri dari:
    - a. Jalan Arteri Primer
    - b. Jalan Kolektor Primer yang menghubungkan antar ibukota provinsi
    - c. Jalan Tol
    - d. Jalan Strategis Nasional

Penyelenggaraan Jalan Nasional merupakan kewenangan Kementerian Pekerjaan Umum dan Perumahan Rakyat, yaitu di Direktorat Jenderal Bina Marga yang dalam pelaksanaan tugas penyelenggaraan jalan nasional dibentuk Balai Besar Pelaksanaan Jalan Nasional sesuai dengan wilayah kerjanya masing-masing.

Sesuai dengan kewenangannya, maka ruas-ruas jalan nasional ditetapkan oleh Menteri Pekerjaan Umum dan Perumahan Rakyat dalam bentuk Surat Keputusan (SK) Menteri PUPR.

## 2. Jalan Provinsi

Penyelenggaraan Jalan Provinsi merupakan kewenangan Pemerintah

**TECHNICAL NOTES**

*In accordance with Law of the Republic of Indonesia Number 38 of 2004 concerning Roads and Government Regulation Number 34 of 2006 concerning Roads, according to the authority / status, public roads are grouped as follows:*

1. National Road
  2. Provincial roads
  3. District roads
  4. City Street
  5. Village Road
1. National roads consist of:
    - a. Primary Artery Path
    - b. Primary Collector Road that connects between provincial capitals
    - c. Highway
    - d. National Strategic Road

*The administration of National Roads is under the authority of the Ministry of Public Works and Public Housing, namely at the Directorate General of Highways, which in carrying out the task of administering national roads a National Road Implementation Center is formed in accordance with their respective working areas.*

*In accordance with their authority, the national road sections are stipulated by the Minister of Public Works and Public Housing in the form of a Decree (SK) of the Minister of PUPR.*

## 2. Provincial roads

*The administration of Provincial Roads is under the authority of the Provincial*



Provinsi. Jalan Provinsi terdiri dari:

- a. Jalan Kolektor Primer yang menghubungkan ibukota provinsi dengan ibukota kabupaten atau kota
- b. Jalan Kolektor Primer yang menghubungkan antar ibukota kabupaten atau kota
- c. Jalan Strategis Provinsi
- d. Jalan di Daerah Khusus Ibukota Jakarta.

Ruas-ruas jalan provinsi ditetapkan oleh Gubernur dengan Surat Keputusan (SK) Gubernur.

### 3. Jalan Kabupaten

Penyelenggaraan Jalan Kabupaten merupakan kewenangan Pemerintah Kabupaten. Jalan Kabupaten terdiri dari:

- a. Jalan kolektor primer yang tidak termasuk jalan nasional dan jalan provinsi.
- b. Jalan lokal primer yang menghubungkan ibukota kabupaten dengan ibukota kecamatan, ibukota kabupaten dengan pusat desa, antar ibukota kecamatan, ibukota kecamatan dengan desa, dan antar desa.
- c. Jalan sekunder yang tidak termasuk jalan provinsi dan jalan sekunder dalam kota.
- d. Jalan strategis kabupaten.

Ruas-ruas jalan kabupaten ditetapkan oleh Bupati dengan Surat Keputusan (SK) Bupati.

*Government. Provincial roads consist of:*

- a. *Primary Collector Street that connects provincial capitals with district or city capitals*
- b. *Primary Collector Road that connects between district or city capitals*
- c. *Provincial Strategic Roads*
- d. *Road in the Special Capital Region of Jakarta.*
- e. *Provincial road sections are stipulated by the Governor with a Decree (SK) of the Governor.*

### 3. District roads

*The administration of Regency Roads is the authority of the Regency Government. District roads consist of:*

- a. *Primary collector roads that do not include national roads and provincial roads.*
- b. *Primary local roads that connect district capitals with sub-district capitals, district capitals with village centers, between sub-district capitals, sub-district capitals with villages, and between villages.*
- c. *Secondary roads that do not include provincial roads and inner-city secondary roads.*
- d. *District strategic roads.*

*District road sections are stipulated by the Regent with a Regent Decree (SK).*

**ULASAN**

Jalan merupakan infrastruktur paling penting dalam mensukseskan perekonomian bangsa. Sesuai dengan Undang-Undang Republik Indonesia Nomor 38 Tahun 2004 tentang Jalan dan Peraturan Pemerintah Nomor 34 Tahun 2006 tentang Jalan, maka sesuai dengan kewenangan/status, maka jalan umum dikelompokkan sebagai berikut:

1. Jalan Nasional
2. Jalan Provinsi
3. Jalan Kabupaten
4. Jalan Kota
5. Jalan Desa

Di Kabupaten Sumedang, terdapat 62,56 km panjang jalan Nasional, 115,8 km panjang jalan Provinsi dan 774,37 km panjang jalan Kabupaten.

Selain jalan, Kantor pos juga memiliki peran penting sebagai penunjang perekonomian. Kabupaten Sumedang pada tahun 2022 memiliki 16 unit kantor pos pembantu yang tersebar diseluruh kecamatan kecuali 10 kecamatan yang belum memiliki fasilitas kantor pos pembantu yaitu kecamatan Sukasari, Pamulihan, Sumedang Selatan (terdapat kantor pos Cabang Sumedang), Sumedang Utara, Ganeas, Cisitu, Cibugel, Jatigede, Tanjungmedar dan Surian.

**DESCRIPTION**

*Roads are the most important infrastructure in the success of the nation's economy. In accordance with Law of the Republic of Indonesia Number 38 of 2004 concerning Roads and Government Regulation Number 34 of 2006 concerning Roads, according to the authority / status, public roads are grouped as follows:*

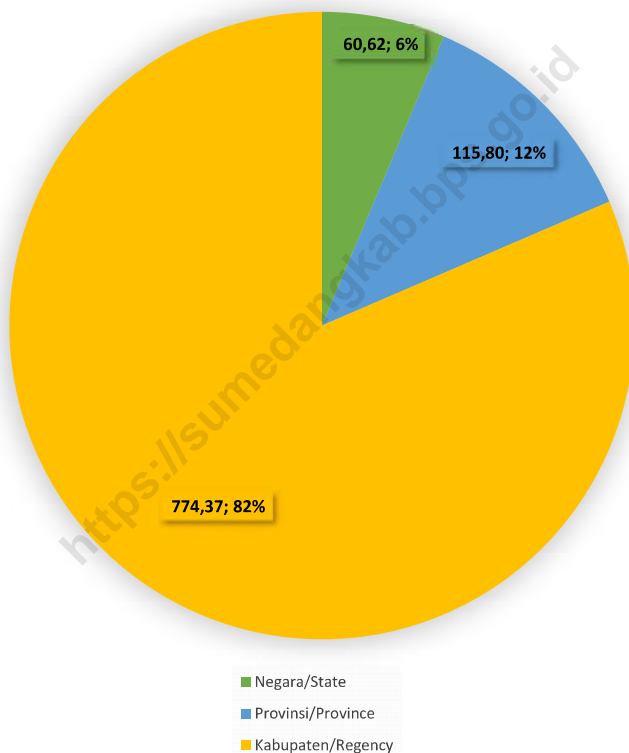
1. *National Road*
2. *Provincial road*
3. *District Street*
4. *City Street*
5. *Village Road*

*In Sumedang District, there are 60.56 km of national roads, 115.8 km of provincial roads and 774.37 km of district roads.*

*Apart from roads, the post office also has an important role to support the economy. Sumedang Regency in 2022 has 16 units of auxiliary post offices spread across all sub-districts except for 10 sub-districts that do not yet have supporting post office facilities, namely Sukasari, Pamulihan, South Sumedang districts (there are Sumedang Branch post offices), North Sumedang, Ganeas, Cisitu, Cibugel, Jatigede, Tanjungmedar and Surian.*

**Gambar 8.1**  
**Figures**

**Panjang Jalan<sup>1</sup> Menurut Tingkat Kewenangan Pemerintahan di Kabupaten Sumedang (km), 2021**  
**Length of Roads<sup>1</sup> by Level of Government Authority in Sumedang Regency (km), 2021**



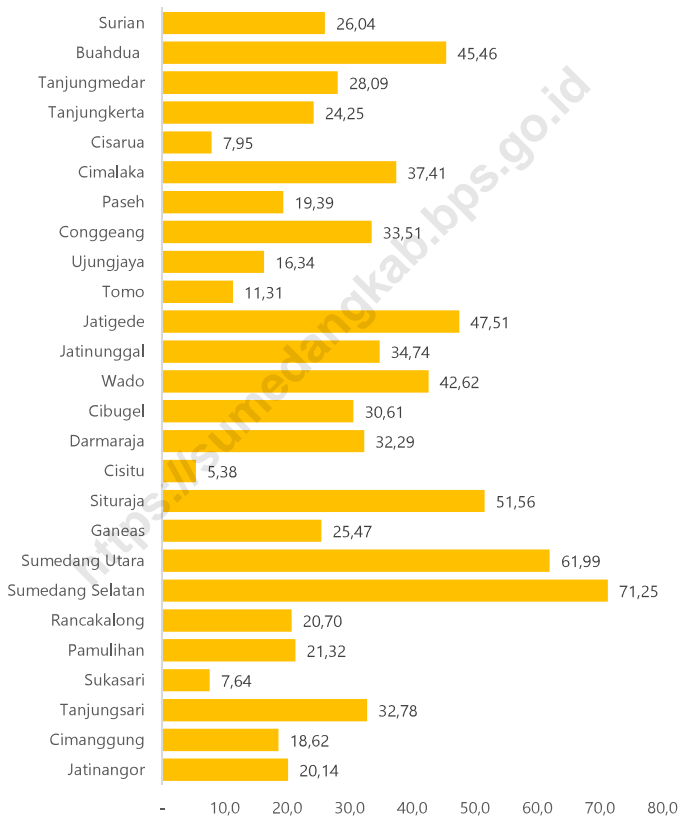
Catatan/Note: <sup>1</sup> Data tidak termasuk panjang jalan tol/Excluding toll road

<sup>2</sup> Berdasarkan Keputusan Menteri Pekerjaan Umum dan Perumahan Rakyat No. 248/KPTS/M/2015/Based on Public Work and Public Housing Ministerial Decree No. 248/KPTS/M/2015

Sumber/Source: Dinas Pekerjaan Umum dan Penataan Ruang Kabupaten Sumedang / Public Works and Spatial Planning Department of Sumedang Regency

**Gambar** 8.2  
**Figures**

**Panjang Jalan Kabupaten Menurut Kecamatan di Kabupaten Sumedang (km), 2021**  
**Length of District Roads by Subdistrict in Sumedang Regency (km), 2021**



Sumber/Source : Dinas Pekerjaan Umum dan Penataan Ruang Kabupaten Sumedang / Public Works and Spatial Planning Department of Sumedang Regency

## 8.1 TRANSPORTASI TRANSPORTATION

**Tabel 8.1.1 Panjang Jalan<sup>1</sup> Menurut Tingkat Kewenangan Pemerintahan di Kabupaten Sumedang (km), 2019–2022**  
**Table 8.1.1 Length of Roads<sup>1</sup> by Level of Government Authority in Sumedang Regency (km), 2019–2022**

| Tingkat Kewenangan Pemerintahan<br>Level of Government Authority | 2019          | 2020          | 2021          | 2022          |
|--|---------------|---------------|---------------|---------------|
| (1)  | (2)           | (3)           | (4)           | (5)           |
| Negara <sup>2</sup> /State <sup>2</sup>                          | 77,78         | 77,78         | 60,62         | 62,56         |
| Provinsi/Province  | 116,41        | 116,41        | 115,80        | 115,80        |
| Kabupaten<br>Regency   | 774,61        | 774,61        | 774,37        | 774,37        |
| <b>Jumlah/Total</b>  | <b>968,80</b> | <b>968,80</b> | <b>950,79</b> | <b>952,73</b> |

Catatan/Note: <sup>1</sup> Data tidak termasuk panjang jalan tol/Excluding toll road

<sup>2</sup> Berdasarkan Keputusan Menteri Pekerjaan Umum dan Perumahan Rakyat No. 248/KPTS/M/2015/Based on Public Work and Public Housing Ministerial Decree No. 248/KPTS/M/2015

Sumber/Source: Dinas Pekerjaan Umum dan Penataan Ruang Kabupaten Sumedang / Public Works and Spatial Planning Department of Sumedang Regency

**Tabel 8.1.2** Panjang Jalan Kabupaten Menurut Kecamatan dan Jenis Permukaan Jalan di Kabupaten Sumedang (km), 2022  
*Length of District Roads by Subdistrict and Type of Road Surface in Sumedang Regency (km), 2022*

| Kecamatan<br>Subdistrict  | Jenis Permukaan Jalan/Type of Road Surface |                   |               |                   | Jumlah<br>Total |
|---------------------------|--|-------------------|---------------|-------------------|-----------------|
|                           | Aspal<br>Paved                             | Kerikil<br>Gravel | Tanah<br>Soil | Lainnya<br>Others |                 |
| (1)                       | (2)  | (3)               | (4)           | (5)               | (6)             |
| [010] JATINANGOR          | 13,44                                      | -                 | 0,20          | 6,50              | 20,14           |
| [020] CIMANGGUNG          | 17,72                                      | -                 | -             | 0,90              | 18,62           |
| [030] TANJUNGSARI         | 26,18                                      | 0,20              | 0,20          | 6,20              | 32,78           |
| [031] SUKASARI            | 4,14                                       | -                 | -             | 3,50              | 7,64            |
| [032] PAMULIHAN           | 18,92                                      | -                 | -             | 2,40              | 21,32           |
| [040] RANCAKALONG         | 17,58                                      | -                 | -             | 3,12              | 20,70           |
| [050] SUMEDANG SELATAN    | 48,78                                      | 5,60              | 1,60          | 15,28             | 71,25           |
| [060] SUMEDANG UTARA      | 47,71                                      | 0,60              | -             | 13,68             | 61,99           |
| [061] GANEAS              | 21,59                                      | -                 | -             | 3,88              | 25,47           |
| [070] SITURAJA            | 45,56                                      | 3,0               | 0,20          | 2,80              | 51,56           |
| [071] CISITU              | 5,38                                       | -                 | -             | -                 | 5,38            |
| [080] DARMARAJA           | 29,59                                      | 0,50              | -             | 2,20              | 32,29           |
| [090] CIBUGEL             | 26,01                                      | 3,20              | -             | 1,40              | 30,61           |
| [100] WADO                | 36,76                                      | 0,80              | -             | 5,06              | 42,62           |
| [101] JATINUNGGAL         | 20,04                                      | 6,0               | -             | 8,70              | 34,74           |
| [111] JATIGEDE            | 14,45                                      | 21,20             | 1,80          | 10,06             | 47,51           |
| [120] TOMO                | 9,35                                       | 1,16              | 0,50          | 0,30              | 11,31           |
| [130] UJUNGJAYA           | 9,50                                       | -                 | -             | 6,84              | 16,34           |
| [140] CONGGEANG           | 22,15                                      | 8,76              | -             | 2,60              | 33,51           |
| [150] PASEH               | 17,39                                      | 0,40              | -             | 1,60              | 19,39           |
| [160] CIMALAKA            | 30,88                                      | 2,60              | -             | 3,93              | 37,41           |
| [161] CJSARUA             | 7,95                                       | -                 | -             | -                 | 7,95            |
| [170] TANJUNGKERTA        | 21,45                                      | 0,60              | -             | 2,20              | 24,25           |
| [171] TANJUNGMEDAR        | 26,09                                      | -                 | -             | 2,0               | 28,09           |
| [180] BUAHDUA             | 32,66                                      | 1,70              | -             | 11,10             | 45,46           |
| [181] SURIAN              | 19,44                                      | 2,40              | -             | 4,20              | 26,04           |
| <b>Kabupaten Sumedang</b> | <b>590,70</b>                              | <b>58,72</b>      | <b>4,50</b>   | <b>120,45</b>     | <b>774,37</b>   |

Catatan/Note: ...

Sumber/Source: Dinas Pekerjaan Umum dan Penataan Ruang Kabupaten Sumedang / Public Works and Spatial Planning Department of Sumedang Regency

**Tabel 8.1.3** Panjang Jalan Menurut Kondisi Jalan di Kabupaten Sumedang (km), 2022  
**Table 8.1.3** Length of Roads by Condition of Roads in Sumedang Regency (km), 2022

| Kecamatan<br>Subdistrict  | Kondisi Jalan/Road Condition |                    |                  |                                    | Jumlah<br>Total |
|---------------------------|------------------------------|--------------------|------------------|------------------------------------|-----------------|
|                           | Baik<br>Good                 | Sedang<br>Moderate | Rusak<br>Damaged | Rusak Berat<br>Severely<br>Damaged |                 |
| (1)                       | (2)                          | (3)                | (4)              | (5)                                | (6)             |
| [010] JATINANGOR          | 15,20                        | 3,04               | 1,50             | 0,40                               | 20,14           |
| [020] CIMANGGUNG          | 8,92                         | 3,04               | 0,46             | 6,20                               | 18,62           |
| [030] TANJUNGSARI         | 24,47                        | 4,20               | 0,40             | 3,71                               | 32,78           |
| [031] SUKASARI            | 5,59                         | 1,10               | -                | 0,95                               | 7,64            |
| [032] PAMULIHAN           | 13,12                        | 6,02               | 0,54             | 1,64                               | 21,32           |
| [040] RANCAKALONG         | 15,53                        | 1,88               | 0,77             | 2,52                               | 20,70           |
| [050] SUMEDANG SELATAN    | 35,77                        | 13,50              | 2,84             | 19,14                              | 71,25           |
| [060] SUMEDANG UTARA      | 45,28                        | 10,39              | 1,65             | 4,66                               | 61,99           |
| [061] GANEAS              | 13,14                        | 5,64               | 0,10             | 6,59                               | 25,47           |
| [070] SITURAJA            | 25,20                        | 10,19              | 2,85             | 13,33                              | 51,56           |
| [071] CISITU              | 1,96                         | 0,28               | 0,20             | 2,94                               | 5,38            |
| [080] DARMARAJA           | 21,05                        | 9,72               | 0,04             | 1,48                               | 32,29           |
| [090] CIBUGEL             | 13,01                        | 9,18               | 0,20             | 8,22                               | 30,61           |
| [100] WADO                | 23,62                        | 14,48              | 0,60             | 3,92                               | 42,62           |
| [101] JATINUNGGAL         | 13,52                        | 11,30              | 2,58             | 7,34                               | 34,74           |
| [111] JATIGEDE            | 7,38                         | 17,98              | 7,48             | 14,67                              | 47,51           |
| [120] TOMO                | 3,21                         | 6,15               | 0,50             | 1,46                               | 11,31           |
| [130] UJUNGJAYA           | 11,88                        | 1,0                | 0,08             | 3,38                               | 16,34           |
| [140] CONGGEANG           | 13,45                        | 3,50               | 0,46             | 16,10                              | 33,51           |
| [150] PASEH               | 3,51                         | 4,78               | 0,32             | 10,78                              | 19,39           |
| [160] CIMALAKA            | 21,48                        | 8,67               | 0,12             | 7,14                               | 37,41           |
| [161] CISARUA             | 7,08                         | 0,67               | -                | 0,20                               | 7,95            |
| [170] TANJUNGKERTA        | 17,20                        | 3,94               | 0,85             | 2,26                               | 24,25           |
| [171] TANJUNGMEDAR        | 22,0                         | 5,14               | 0,85             | 0,10                               | 28,09           |
| [180] BUAHDUA             | 28,64                        | 8,60               | 1,90             | 6,32                               | 45,46           |
| [181] SURIAN              | 11,02                        | 9,37               | 2,05             | 3,60                               | 26,04           |
| <b>Kabupaten Sumedang</b> | <b>422,23</b>                | <b>173,76</b>      | <b>29,33</b>     | <b>149,05</b>                      | <b>774,37</b>   |

Catatan/Note: ...

Sumber/Source: Dinas Pekerjaan Umum dan Penataan Ruang Kabupaten Sumedang / Public Works and Spatial Planning Department of Sumedang Regency

## 8.2 KOMUNIKASI COMMUNICATION

**Tabel** 8.2.1 **Jumlah Kantor Pos Pembantu Menurut Kecamatan di Kabupaten Sumedang, 2019–2022**  
*Number of Post Offices Subsidiaries by Subdistrict in Sumedang Regency, 2019–2022*

| Kecamatan<br>Subdistrict  | 2019      | 2020      | 2021      | 2022      |
|---------------------------|-----------|-----------|-----------|-----------|
| (1)                       | (2)       | (3)       | (4)       | (5)       |
| [010] JATINANGOR          | 1         | 1         | 1         | 1         |
| [020] CIMANGGUNG          | 1         | 1         | 1         | 1         |
| [030] TANJUNGSARI         | 1         | 1         | 1         | 1         |
| [031] SUKASARI            | -         | -         | -         | -         |
| [032] PAMULIHAN           | -         | -         | -         | -         |
| [040] RANCAKALONG         | 1         | 1         | 1         | 1         |
| [050] SUMEDANG SELATAN    | -         | -         | -         | -         |
| [060] SUMEDANG UTARA      | -         | -         | -         | -         |
| [061] GANEAS              | -         | -         | -         | -         |
| [070] SITURAJA            | 1         | 1         | 1         | 1         |
| [071] CISITU              | -         | -         | -         | -         |
| [080] DARMARAJA           | 1         | 1         | 1         | 1         |
| [090] CIBUGEL             | -         | -         | -         | -         |
| [100] WADO                | 1         | 1         | 1         | 1         |
| [101] JATINUNGGAL         | 1         | 1         | -         | -         |
| [111] JATIGEDE            | -         | -         | -         | -         |
| [120] TOMO                | 1         | 1         | 1         | 1         |
| [130] UJUNGJAYA           | 1         | 1         | 1         | 1         |
| [140] CONGGEANG           | 1         | 1         | 1         | 1         |
| [150] PASEH               | 1         | 1         | 1         | 1         |
| [160] CIMALAKA            | 1         | 1         | 1         | 1         |
| [161] CISARUA             | 1         | 1         | -         | -         |
| [170] TANJUNGKERTA        | 1         | 1         | 1         | 1         |
| [171] TANJUNGMEDAR        | -         | -         | -         | -         |
| [180] BUAHDUA             | 1         | 1         | 1         | 1         |
| [181] SURIAN              | -         | -         | -         | -         |
| <b>Kabupaten Sumedang</b> | <b>16</b> | <b>16</b> | <b>14</b> | <b>14</b> |

Catatan/Note: ...

Sumber/Source: PT. POS Cabang Sumedang / PT. POS Sumedang Area



# PERBANKAN, KOPERASI, DAN HARGA-HARGA

## *BANKING, COOPERATIVE, AND PRICES*

# 09

**Jumlah koperasi aktif menurut kecamatan di Kabupaten Sumedang tahun 2022 sebanyak 681 koperasi.**

**Jumlah koperasi menurut jenis koperasi dan kecamatan di Kabupaten Sumedang tahun 2022 sebanyak 355 koperasi.**



<https://sumedangkab.bps.go.id>

**PENJELASAN TEKNIS**

1. Koperasi adalah badan usaha yang beranggotakan orang seorang atau badan hukum Koperasi dengan melandaskan kegiatannya berdasarkan prinsip koperasi sekaligus sebagai gerakan ekonomi rakyat yang berdasar asas kekeluargaan sebagaimana dimaksud dalam Undang-Undang Nomor 25 Tahun 1992 tentang Perkoperasian.
2. Prinsip koperasi di Indonesia kurang lebih sama dengan prinsip yang diakui dunia internasional dengan adanya sedikit perbedaan, yaitu adanya penjelasan mengenai SHU (Sisa Hasil Usaha).
3. Koperasi Unit Desa adalah suatu Koperasi serba usaha yang beranggotakan penduduk desa dan berlokasi di daerah pedesaan, daerah kerjanya biasanya mencakup satu wilayah kecamatan.
4. KPRI adalah koperasi yang didirikan oleh pegawai negeri sipil serta dikelola untuk kepentingan pegawai negeri sipil. Oleh karena itu, KPRI dalam kegiatannya lebih memfokuskan diri untuk mensejahterakan pegawai negeri sipil sebagai anggotanya.

**TECHNICAL NOTES**

1. *Cooperatives are business entities whose members are individual persons or cooperative legal entities by basing their activities on the cooperative principle as well as a people's economic movement based on the principle of kinship as referred to in Law Number 25 of 1992 concerning Cooperatives.*
2. *The principle of cooperatives in Indonesia is more or less the same as the internationally recognized principle with a slight difference, namely the existence of an explanation of SHU (remaining business results).*
3. *The Village Unit Cooperative is a multi-purpose cooperative consisting of villagers and is located in a rural area, the working area usually covers one sub-district.*
4. *KPRI is a cooperative established by civil servants and managed for the benefit of civil servants. Therefore, in its activities, KPRI focuses more on the welfare of civil servants as its members.*
5. *Employee cooperative is a cooperative that is in a certain company. Usually, the members of this cooperative are employees*

5. Koperasi karyawan adalah sebuah koperasi yang berada di sebuah perusahaan tertentu. Biasanya, anggota dari bentuk koperasi ini adalah karyawan-karyawan yang berada di perusahaan tersebut.
  6. Koperasi lainnya adalah Koperasi selain yang disebutkan di atas.
  7. Koperasi Aktif adalah Koperasi yang dalam 3 (tiga) tahun terakhir secara berturut-turut mengadakan RAT (Rapat Anggota Tahunan) dan melakukan kegiatan usaha untuk melayani anggota.
  8. Koperasi Tidak Aktif adalah koperasi yang tidak melaksanakan Rapat Anggota dalam tiga tahun berturut-turut dan atau tidak melaksanakan kegiatan usaha.
- who are in the company.*
  6. *Other cooperatives are cooperatives other than those mentioned above.*
  7. *Active Cooperative is a Cooperative which in the last 3 (three) consecutive years has held an Annual Member Meeting (RAT) and has conducted business activities to serve its members.*
  8. *Inactive Cooperatives are cooperatives that have not held Member Meetings in three consecutive years and or have not carried out business activities.*

**ULASAN**

**DESCRIPTION**

Jumlah koperasi di Kabupaten Sumedang sebanyak 331 unit. Dari jumlah tersebut, koperasi aktif sebanyak 245 unit dan koperasi tidak aktif sebanyak 86 unit.

Jumlah koperasi terbanyak berada di Kecamatan Sumedang Selatan yaitu sebanyak 46 unit. dan jumlah terkecil berada di Kecamatan Surian sebanyak 2 unit.

Jumlah koperasi aktif terbanyak berada di Kecamatan Sumedang Selatan yaitu sebanyak 33 unit. dan jumlah terkecil berada di Kecamatan Cibugel sebanyak 1 unit.

*The number of cooperatives in Sumedang Regency is 331 units. Of these, 245 active cooperatives and 86 inactive cooperatives.*

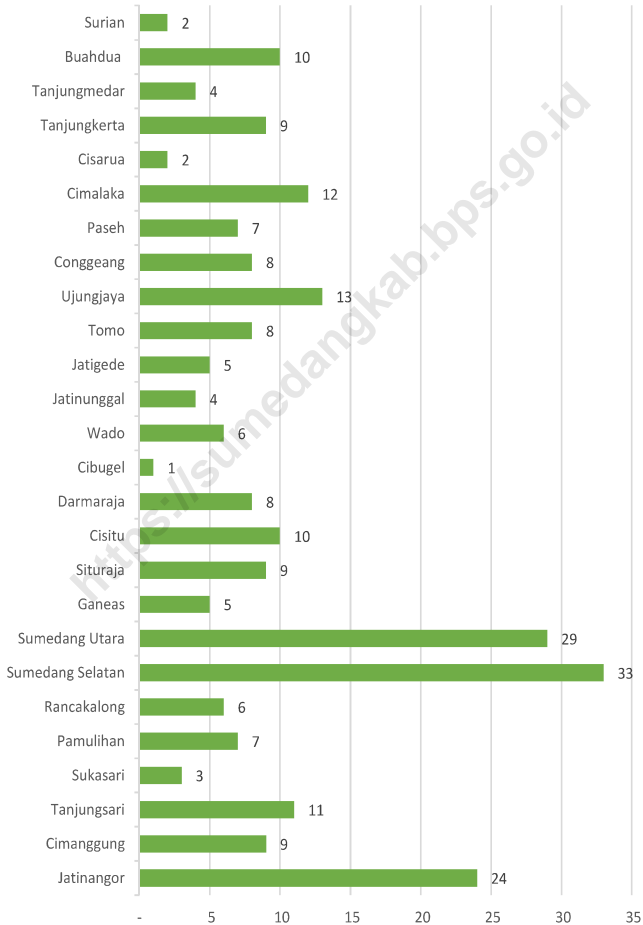
*The highest number of cooperatives is in South Sumedang District with 46 units. and 2 units are in Surian District.*

*The highest number of cooperatives is in Sumedang Selatan District, which is 33 units. and 1 unit in Cibugel District.*

<https://sumedangkab.bps.go.id>

**Gambar** 9.1  
**Figures**

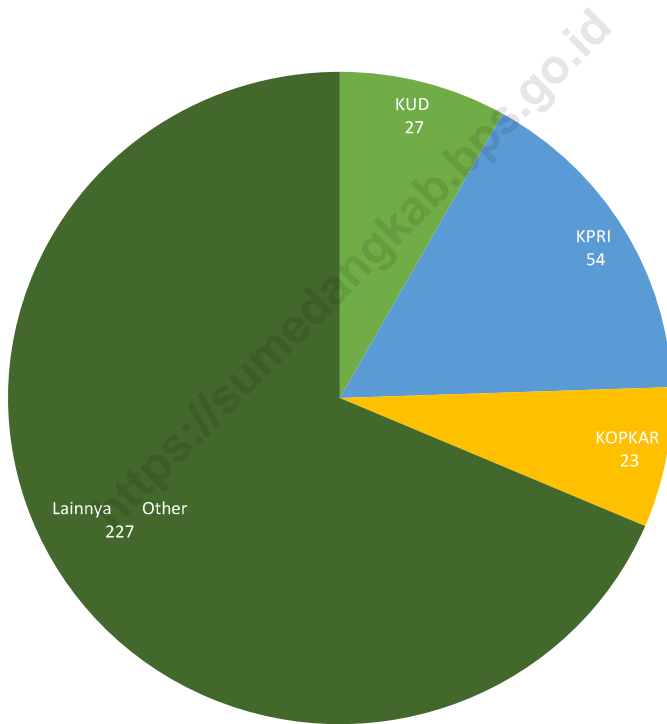
**Jumlah Koperasi Aktif Menurut Kecamatan di Kabupaten Sumedang, 2021**  
**Number of Active Cooperative by Subdistrict in Sumedang Regency, 2021**



Sumber/Source : Dinas Koperasi, Usaha Kecil, Menengah, Perdagangan dan Perindustrian Kab, Sumedang /  
Department of Cooperative, Small Medium Enterprises, Trade and Industry of Sumedang Regency

**Gambar** 9.2  
**Figures**

**Jumlah Koperasi Menurut Jenis Koperasi di Kabupaten Sumedang, 2021**  
**Number of Cooperative by Kind of Cooperative in Sumedang, 2021**



Sumber/Source : Dinas Koperasi, Usaha Kecil, Menengah, Perdagangan dan Perindustrian Kab, Sumedang /  
Department of Cooperative, Small Medium Enterprises, Trade and Industry of Sumedang Regency

**Tabel 9.1**  
**Table****Jumlah Koperasi Aktif Menurut Kecamatan di Kabupaten Sumedang, 2019–2022**  
**Number of Active Cooperative by Subdistrict in Sumedang Regency, 2019–2022**

| Kecamatan<br>Subdistrict  | 2019       | 2020       | 2021       | 2022       |
|---------------------------|------------|------------|------------|------------|
| (1)                       | (2)        | (3)        | (4)        | (5)        |
| [010] JATINANGOR          | 32         | 24         | n/a        | 55         |
| [020] CIMANGGUNG          | 18         | 9          | n/a        | 28         |
| [030] TANJUNGSARI         | 28         | 11         | n/a        | 40         |
| [031] SUKASARI            | 7          | 3          | n/a        | 15         |
| [032] PAMULIHAN           | 10         | 7          | n/a        | 15         |
| [040] RANCAKALONG         | 12         | 6          | n/a        | 17         |
| [050] SUMEDANG SELATAN    | 49         | 33         | n/a        | 103        |
| [060] SUMEDANG UTARA      | 58         | 29         | n/a        | 105        |
| [061] GANEAS              | 4          | 5          | n/a        | 7          |
| [070] SITURAJA            | 16         | 9          | n/a        | 23         |
| [071] CISITU              | 11         | 10         | n/a        | 19         |
| [080] DARMARAJA           | 23         | 8          | n/a        | 26         |
| [090] CIBUGEL             | 7          | 1          | n/a        | 12         |
| [100] WADO                | 8          | 6          | n/a        | 16         |
| [101] JATINUNGGAL         | 15         | 4          | n/a        | 19         |
| [111] JATIGEDE            | 8          | 5          | n/a        | 15         |
| [120] TOMO                | 14         | 8          | n/a        | 17         |
| [130] UJUNGJAYA           | 17         | 13         | n/a        | 21         |
| [140] CONGGEANG           | 11         | 8          | n/a        | 15         |
| [150] PASEH               | 10         | 7          | n/a        | 16         |
| [160] CIMALAKA            | 27         | 12         | n/a        | 35         |
| [161] CISARUA             | 2          | 2          | n/a        | 4          |
| [170] TANJUNGKERTA        | 10         | 9          | n/a        | 15         |
| [171] TANJUNGMEDAR        | 7          | 4          | n/a        | 11         |
| [180] BUAHDUA             | 13         | 10         | n/a        | 26         |
| [181] SURIAN              | 3          | 2          | n/a        | 6          |
| <b>Kabupaten Sumedang</b> | <b>420</b> | <b>245</b> | <b>n/a</b> | <b>681</b> |

Catatan/Note: ...

Sumber/Source: Dinas Koperasi, Usaha Kecil, Menengah, Perdagangan dan Perindustrian Kab, Sumedang / Department of Cooperative, Small Medium Enterprises, Trade and Industry of Sumedang Regency



**Tabel**  
**Table** 9.2**Jumlah Koperasi Menurut Jenis Koperasi dan Kecamatan di Kabupaten Sumedang, 2022**  
**Number of Cooperative by Kind of Cooperative and Subdistrict in Sumedang, 2022**

| Kecamatan                 | Produsen  | Pemasaran | Jasa     | Simpan Pinjam | Konsumen   | Jumlah     |
|---------------------------|-----------|-----------|----------|---------------|------------|------------|
| (1)                       | (2)       | (3)       | (4)      | (5)           |            | (6)        |
| [010] JATINANGOR          | 7         | 1         | 2        | 2             | 31         | 43         |
| [020] CIMANGGUNG          | 3         | 0         | 0        | 3             | 11         | 17         |
| [030] TANJUNGSARI         | 4         | 1         | 0        | 5             | 6          | 16         |
| [031] SUKASARI            | 0         | 0         | 0        | 1             | 8          | 9          |
| [032] PAMULIHAN           | 4         | 0         | 0        | 2             | 6          | 12         |
| [040] RANCAKALONG         | 2         | 0         | 0        | 2             | 5          | 9          |
| [050] SUMEDANG SELATAN    | 3         | 1         | 2        | 4             | 34         | 44         |
| [060] SUMEDANG UTARA      | 6         | 1         | 2        | 11            | 31         | 51         |
| [061] GANEAS              | 1         | 1         | 0        | 2             | 2          | 6          |
| [070] SITURAJA            | 0         | 0         | 0        | 1             | 10         | 11         |
| [071] CISITU              | 2         | 0         | 0        | 1             | 7          | 10         |
| [080] DARMARAJA           | 2         | 1         | 0        | 1             | 8          | 12         |
| [090] CIBUGEL             | 1         | 0         | 0        | 0             | 2          | 3          |
| [100] WADO                | 2         | 0         | 0        | 0             | 6          | 8          |
| [101] JATINUNGGAL         | 3         | 0         | 0        | 0             | 4          | 7          |
| [111] JATIGEDE            | 4         | 0         | 0        | 0             | 5          | 9          |
| [120] TOMO                | 4         | 0         | 0        | 1             | 1          | 6          |
| [130] UJUNGJAYA           | 2         | 1         | 0        | 2             | 7          | 12         |
| [140] CONGGEANG           | 2         | 1         | 0        |               | 6          | 9          |
| [150] PASEH               | 4         | 0         | 0        | 2             | 4          | 10         |
| [160] CIMALAKA            | 3         | 0         | 0        | 2             | 10         | 15         |
| [161] CISARUA             | 0         | 0         | 0        | 1             | 1          | 2          |
| [170] TANJUNGKERTA        | 2         | 0         | 1        | 0             | 8          | 11         |
| [171] TANJUNGMEDAR        | 0         | 0         | 0        | 0             | 4          | 4          |
| [180] BUAHDUA             | 6         | 0         | 0        | 2             | 8          | 16         |
| [181] SURIAN              | 1         | 0         | 0        | 0             | 2          | 3          |
| <b>Kabupaten Sumedang</b> | <b>68</b> | <b>8</b>  | <b>7</b> | <b>45</b>     | <b>227</b> | <b>355</b> |

Catatan/Note: ...

Sumber/Source: Dinas Koperasi, Usaha Kecil, Menengah, Perdagangan dan Perindustrian Kab, Sumedang / Department of Cooperative, Small Medium Enterprises, Trade and Industry of Sumedang Regency

## Pengeluaran Rata-Rata

**Pengeluaran rata-rata  
perkapita sebulan untuk  
komoditas makanan yaitu  
Rp 646.390,-**

makanan

.....

bukan makanan

**Pengeluaran rata-rata  
perkapita sebulan untuk  
komoditas bukan makanan  
yaitu Rp 624.902,-**



<https://sumedangkab.bps.go.id>

**PENJELASAN TEKNIS**

1. Pengeluaran rata-rata per kapita sebulan adalah biaya yang dikeluarkan untuk konsumsi semua anggota rumah tangga selama sebulan dibagi dengan banyaknya anggota rumah tangga.
2. Pengeluaran per Kapita Menurut Kelompok Komoditas dibagi menjadi dua kelompok Komoditas yaitu Komoditas makanan dan Bukan makanan.
3. Komoditas Makanan dipecah menjadi 14 sub komoditas yaitu :
  - a. Padi-padian
  - b. Umbi-umbian
  - c. Ikan/udang/cumi/kerang
  - d. Daging
  - e. Telur dan susu
  - f. Sayur-sayuran
  - g. Kacang-kacangan
  - h. Buah-buahan
  - i. Minyak dan kelapa
  - j. Bahan minuman
  - k. Bumbu-bumbuan
  - l. Konsumsi lainnya
  - m. Makanan dan minuman jadi
  - n. Rokok
4. Komoditas Bukan Makanan dipecah menjadi 6 sub komoditas yaitu :
  - a. Perumahan dan fasilitas rumah tangga
  - b. Aneka komoditas dan jasa
  - c. Pakaian, alas kaki, dan tutup kepala

**TECHNICAL NOTES**

1. *Average per capita expenditure per month is the cost incurred for the consumption of all household members for a month divided by the number of household members.*
2. *Per Capita Expenditure by Commodity Group is divided into two groups of Commodities, namely food and non-food commodities.*
3. *Food Commodities are broken down into 14 sub commodities, namely:*
  - a. *Grains*
  - b. *Tubers*
  - c. *Fish / shrimp / squid / shellfish*
  - d. *Meat*
  - e. *Eggs and milk*
  - f. *Vegetables*
  - g. *Nuts*
  - h. *Fruits*
  - i. *Oil and coconut*
  - j. *Drink ingredients*
  - k. *Seasonings*
  - l. *Other consumption*
  - m. *Food and finished drinks*
  - n. *Cigarettes*
4. *Non-Food Commodities are broken down into 6 sub commodities, namely:*
  - a. *Housing and household facilities*
  - b. *Various commodities and services*
  - c. *Clothing, footwear and headgear*

- d. Komoditas tahan lama  
 e. Pajak, pungutan, dan asuransi  
 f. Keperluan pesta dan upacara/kenduri
5. Persentase Penduduk Menurut Golongan Pengeluaran Per Kapita Sebulan dibagi menjadi 8 golongan, yaitu:
- a. <150 000  
 b. 150 000 - 199 999  
 c. 200 000 - 299 999  
 d. 300 000 - 499 999  
 e. 500 000 - 749 999  
 f. 750 000 - 999 999  
 g. 1 000 000 - 1 499 999  
 h. > 1 500 000
- d. *Durable commodity*  
 e. *Taxes, levies and insurance*  
 f. *Purposes for parties and ceremonies / feasts*
5. *Percentage of Population by Category of Monthly Per Capita Expenditure is divided into 8 groups, namely:*
- a. *<150 000*  
 b. *150 000 - 199 999*  
 c. *200 000 - 299 999*  
 d. *300 000 - 499 999*  
 e. *500 000 - 749 999*  
 f. *750 000 - 999 999*  
 g. *1 000 000 - 1 499 999*  
 h. *> 1 500 000*

**ULASAN**

Hasil Survei Sosial Ekonomi Nasional (SUSENAS) Maret 2021 yang dilakukan oleh Badan Pusat Statistik menunjukkan sekitar sepertiga (37,35 persen) pengeluaran makanan terhadap total makanan dihabiskan untuk konsumsi makanan dan minuman jadi, diikuti oleh pengeluaran untuk rokok (13,55 persen) dan padi-padian (11,21 persen).

Rata-rata pengeluaran per kapita sebulan untuk komoditas rokok, di Kabupaten Sumedang mencapai Rp87.611,-, merupakan pengeluaran terbesar kedua setelah kelompok makanan dan minuman jadi (Rp241.405,-).

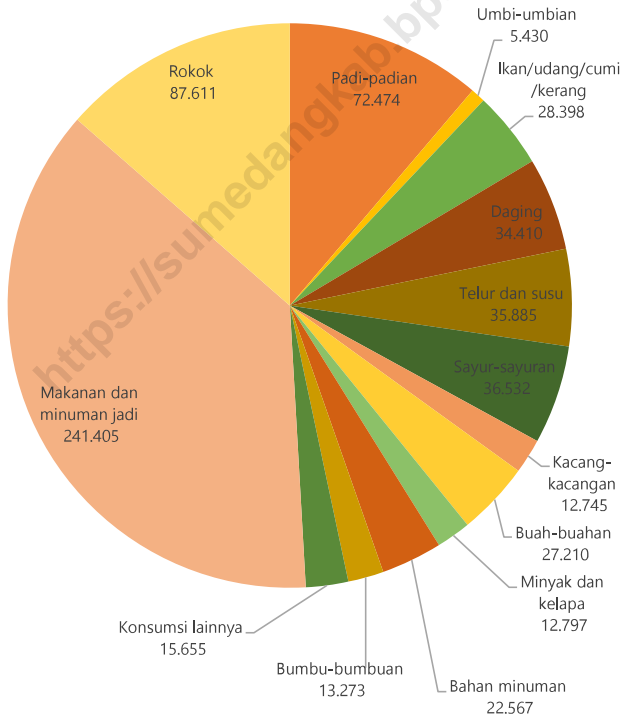
**DESCRIPTION**

*The results of the March 2021 National Socio-Economic Survey (SUSENAS) conducted by the Central Statistics Agency showed that around one-third (37.35 percent) of food expenditure on total food was spent on consumption of processed food and beverages, followed by expenditure on cigarettes (13.55 percent) and grains (11.21 percent).*

*The average monthly per capita expenditure for cigarette commodities, in Sumedang Regency, is IDR 87,611, which is the second largest expenditure after the food and beverage group (IDR 241,405).*

**Gambar** 10.1  
**Figures**

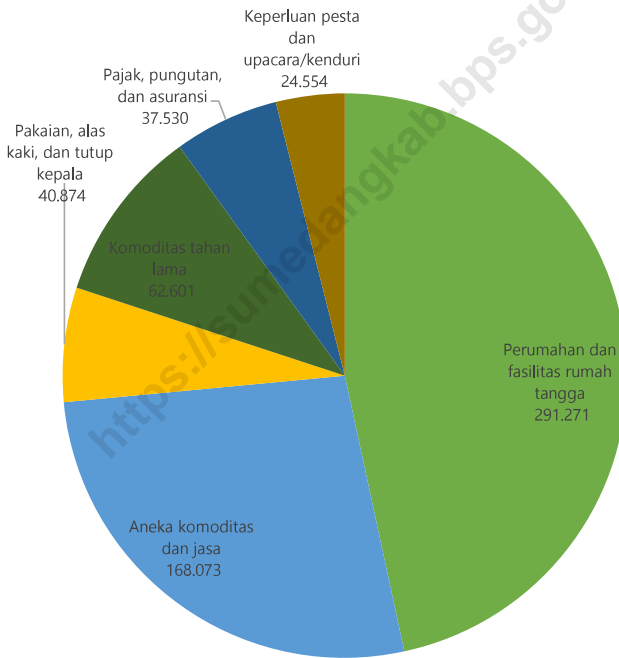
**Rata-rata Pengeluaran per Kapita Sebulan Menurut Kelompok Komoditas Makanan (rupiah) di Kabupaten Sumedang, 2021**  
**Monthly Average Expenditure per Capita by Food Commodity Group (rupiahs) in Sumedang Regency, 2021**



Sumber/Source : BPS, Survei Sosial Ekonomi Nasional (Susenas) Maret/BPS-Statistics Indonesia, National Socioeconomic Survey March

**Gambar** 10.2  
**Figures**

**Rata-rata Pengeluaran per Kapita Sebulan Menurut Kelompok Komoditas Bukan Makanan (rupiah) di Kabupaten Sumedang, 2021**  
**Monthly Average Expenditure per Capita by Non-Food Commodity Group (rupiahs) in Sumedang Regency, 2021**



Sumber/Source : BPS, Survei Sosial Ekonomi Nasional (Susenas) Maret/BPS-Statistics Indonesia, National Socioeconomic Survey March



**Tabel**  
**Table** 10.1

**Rata-rata Pengeluaran per Kapita Sebulan Menurut Kelompok Komoditas (rupiah) di Kabupaten Sumedang, 2021 dan 2022**  
*Monthly Average Expenditure per Capita by Commodity Group (rupiahs) in Sumedang Regency, 2021 and 2022*

| <b>Kelompok Komoditas/Commodity Group</b>                                     | <b>2021</b>     | <b>2022</b> |
|---|-----------------|-------------|
| (1)   | (2)             | (3)         |
| <b>Makanan/Food</b>   |                 |             |
| Padi-padian/ <i>Cereals</i>   | 79 889          |             |
| Umbi-umbian/ <i>Tubers</i>  | 5 725           |             |
| Ikan/udang/cumi/kerang/ <i>Fish/shrimp/common squid/shells</i>                | 28 050          |             |
| Daging/ <i>Meat</i>   | 29 185          |             |
| Telur dan susu/ <i>Eggs and milk</i>  | 33 398          |             |
| Sayur-sayuran/ <i>Vegetables</i>  | 39 267          |             |
| Kacang-kacangan/ <i>Legumes</i>   | 13 864          |             |
| Buah-buahan/ <i>Fruits</i>  | 23 592          |             |
| Minyak dan kelapa/ <i>Oil and coconut</i>                                     | 14 949          |             |
| Bahan minuman/ <i>Beverage stuffs</i>   | 23 001          |             |
| Bumbu-bumbuan/ <i>Spices</i>  | 12 791          |             |
| Konsumsi lainnya/ <i>Miscellaneous food items</i>                             | 17 388          |             |
| Makanan dan minuman jadi/ <i>Prepared food and beverages</i>                  | 210 234         |             |
| Rokok/ <i>Cigarettes</i>  | 86 187          |             |
| <b>Jumlah makanan/Total food</b>  | <b>617 521</b>  |             |
| <b>Bukan makanan/Non-food</b>   |                 |             |
| Perumahan dan fasilitas rumah tangga/ <i>Housing and household facilities</i> | 271 678         |             |
| Aneka komoditas dan jasa/ <i>Goods and services</i>                           | 114 887         |             |
| Pakaian, alas kaki, dan tutup kepala/ <i>Clothing, footwear, and headgear</i> | 27 015          |             |
| Komoditas tahan lama/ <i>Durable goods</i>                                    | 50 778          |             |
| Pajak, pungutan, dan asuransi/ <i>Taxes and insurance</i>                     | 39 140          |             |
| Keperluan pesta dan upacara/kenduri/ <i>Parties and ceremonies</i>            | 23 298          |             |
| <b>Jumlah bukan makanan/Total non-food</b>                                    | <b>526 797</b>  |             |
| <b>Jumlah/Total</b>   | <b>1144 317</b> |             |

Catatan/Note: ...

Sumber/Source: BPS, Survei Sosial Ekonomi Nasional (Susenas) Maret/BPS-Statistics Indonesia, National Socioeconomic Survey March

**Tabel**  
**Table** 10.2

**Persentase Pengeluaran per Kapita Sebulan Menurut Kelompok Komoditas di Kabupaten Sumedang, 2021 dan 2022**  
**Percentage of Monthly Expenditure per Capita by Commodity Group in Sumedang Regency, 2021 and 2022**

| <b>Kelompok Komoditas/Commodity Group</b>                             | <b>2021</b>   | <b>2022</b> |
|---|---------------|-------------|
| (1)   | (2)           | (3)         |
| <b>Makanan/Food</b>   |               |             |
| Padi-padian/Cereals   | 6,98          |             |
| Umbi-umbian/Tubers  | 0,50          |             |
| Ikan/udang/cumi/kerang/Fish/shrimp/common squid/shells                | 2,45          |             |
| Daging/Meat   | 2,55          |             |
| Telur dan susu/Eggs and milk  | 2,92          |             |
| Sayur-sayuran/Vegetables  | 3,43          |             |
| Kacang-kacangan/Legumes   | 1,21          |             |
| Buah-buahan/Fruits  | 2,06          |             |
| Minyak dan kelapa/Oil and coconut                                     | 1,31          |             |
| Bahan minuman/Beverage stuffs   | 2,01          |             |
| Bumbu-bumbuan/Spices  | 1,12          |             |
| Konsumsi lainnya/Miscellaneous food items                             | 1,52          |             |
| Makanan dan minuman jadi/Prepared food and beverages                  | 18,37         |             |
| Rokok/Cigarettes  | 7,53          |             |
| <b>Jumlah makanan/Total food</b>                                      | <b>53,96</b>  |             |
| <b>Bukan makanan/Non-food</b>   |               |             |
| Perumahan dan fasilitas rumah tangga/Housing and household facilities | 23,74         |             |
| Aneka komoditas dan jasa/Goods and services                           | 10,04         |             |
| Pakaian, alas kaki, dan tutup kepala/Clothing, footwear, and headgear | 2,36          |             |
| Komoditas tahan lama/Durable goods                                    | 4,44          |             |
| Pajak, pungutan, dan asuransi/Taxes and insurance                     | 3,42          |             |
| Keperluan pesta dan upacara/kenduri/Parties and ceremonies            | 2,04          |             |
| <b>Jumlah bukan makanan/Total non-food</b>                            | <b>46,04</b>  |             |
| <b>Jumlah/Total</b>   | <b>100,00</b> |             |

Catatan/Note: ...

Sumber/Source: BPS, Survei Sosial Ekonomi Nasional (Susenas) Maret/BPS-Statistics Indonesia, National Socioeconomic Survey March

**Tabel**  
**Table** 10.3**Persentase Penduduk Menurut Golongan Pengeluaran Per Kapita Sebulan di Kabupaten Sumedang, 2021**  
*Percentage of Population by Per Capita Spending Group a Month in Sumedang Regency, 2021*

| <b>Golongan Pengeluaran</b><br><i>Spending Group</i><br><b>(Rp)</b> | <b>Persentase Penduduk</b><br><i>Percentage of Population</i> |
|---|---|
| (1)   | (2)   |
| < 150 000   | n/a   |
| 150 000–199 999   | n/a   |
| 200 000–299 999   | n/a   |
| 300 000–499 999   | n/a   |
| 500 000–749 999   | n/a   |
| 750 000–999 999   | n/a   |
| 1 000 000–1 499 999   | n/a   |
| > 1 500 000   | n/a   |
| <b>Jumlah/Total</b>   | <b>100,00</b>   |

Catatan/Note: ...

Sumber/Source: BPS, Survei Sosial Ekonomi Nasional (Susenas) Maret/BPS-Statistics Indonesia, National Socioeconomic Survey March

# PERDAGANGAN TRADE



# 11



**Pasar/Market** yaitu 9 Pasar yang dikelola oleh Pemerintah Daerah dan 6 yang dikelola oleh Desa.

**Toko/Store** yaitu supermarket, minimarket dan mall.

**Kios** yaitu usaha yang menjual keperluan sehari-hari dengan skala menengah.

**Warung** yaitu usaha yang menjual keperluan sehari-hari

**Pasar 17 unit**



**Kios 510 unit**



**Toko 145 unit**



**Warung 12.000 unit**



<https://sumedangkab.bps.go.id>

**PENJELASAN TEKNIS**

Sarana perdagangan yang dimaksud dalam Undang-undang Nomor 7 Tahun 2014 tentang Perdagangan adalah:

1. Pasar rakyat; adalah tempat usaha yang ditata, dibangun, dan dikelola pemerintah, pemerintah daerah, swasta, badan usaha milik negara, dan/atau badan usaha milik daerah dapat berupa toko, kios, los, dan tenda yang dimiliki/dikelola oleh pedagang kecil dan menengah, swadaya masyarakat, atau koperasi serta usaha mikro, kecil, menengah dengan proses jual beli barang melalui tawar-menawar.
2. Pusat perbelanjaan; adalah suatu area tertentu yang terdiri dari satu atau beberapa bangunan yang didirikan secara vertikal maupun horizontal yang dijual atau disewakan kepada pelaku usaha atau dikelola sendiri untuk melakukan kegiatan perdagangan barang.
3. Toko swalayan; adalah toko dengan sistem pelayanan mandiri, menjual berbagai jenis barang secara eceran yang berbentuk minimarket, supermarket, department store, hypermarket, ataupun grosir yang berbentuk perkulakan.
4. Gudang; adalah suatu ruangan tidak bergerak yang tertutup dan/atau terbuka dengan tujuan tidak untuk dikunjungi oleh umum,

**TECHNICAL NOTES**

1. *The trading facilities referred to in Law Number 7 of 2014 concerning Trade are:*
2. *Public market; is a place of business that is organized, built and managed by the government, regional government, private sector, state-owned enterprises, and / or regional-owned enterprises, which can be in the form of shops, kiosks, booths and tents owned / managed by small and medium traders community, or cooperatives as well as micro, small, and medium enterprises through the process of buying and selling goods through bargaining.*
3. *Shopping center; is a certain area consisting of one or several buildings erected vertically or horizontally which are sold or leased to business actors or managed independently to carry out trading activities in goods.*
4. *Convenience store; is a shop with an self-service system, selling various types of goods at retail in the form of mini-markets, supermarkets, department stores, hypermarkets, or wholesale in the form of groceries.*
5. *Warehouse; is an immovable room that is closed and /or open with the aim not to be visited by the public, but is used specifically as a storage area for tradable goods and not for its own needs.*
6. *Perkulakan; is a place to purchase*

- tetapi dipakai khusus sebagai tempat penyimpanan barang yang dapat diperdagangkan dan tidak untuk kebutuhan sendiri.
5. Perkulakan; adalah tempat pembelian barang dalam jumlah besar untuk dijual kembali.
  6. Pasar lelang komoditas; adalah pasar fisik terorganisasi bagi pembeli dan penjual untuk melakukan transaksi komoditas melalui sistem lelang dengan penyerahan komoditas.
  7. Pasar berjangka komoditi; adalah sistem dan/atau sarana untuk kegiatan jual beli komoditi berdasarkan kontrak berjangka, kontrak derivative syariah, dan/atau kontrak derivative lainnya.
  8. Sarana perdagangan lainnya; antara lain berupa terminal agribisnis, pusat distribusi regional, pusat distribusi provinsi, atau sarana perdagangan lainnya sebagai pusat transaksi atau pusat penyimpanan barang yang berkembang sesuai dengan perkembangan jaman pada masa depan.
7. *Commodity auction market; is an organized physical market for buyers and sellers to conduct commodity transactions through an auction system by delivering commodities.*
  8. *Commodity futures market; is a system and / or facility for commodity trading activities based on futures contracts, sharia derivative contracts, and / or other derivative contracts.*
  9. *Other means of trade; among others, in the form of agribusiness terminals, regional distribution centers, provincial distribution centers, or other trading facilities as transaction centers or storage centers for goods that develop in accordance with the development of the times in the future.*

**ULASAN**

Terdapat sekitar 12.672 unit usaha yang berada di Kabupaten Sumedang yang terdiri dari 17 Pasar, 145 Toko, 510 Kios dan 12.000 warung.

Pasar/Market yaitu 9 Pasar yang dikelola oleh Pemerintah Daerah dan 6 yang dikelola oleh Desa. Toko/Store yaitu supermarket, minimarket dan mall. Kios yaitu usaha yang menjual keperluan sehari-hari dengan skala menengah. Warung yaitu usaha yang menjual keperluan sehari-hari

**DESCRIPTION**

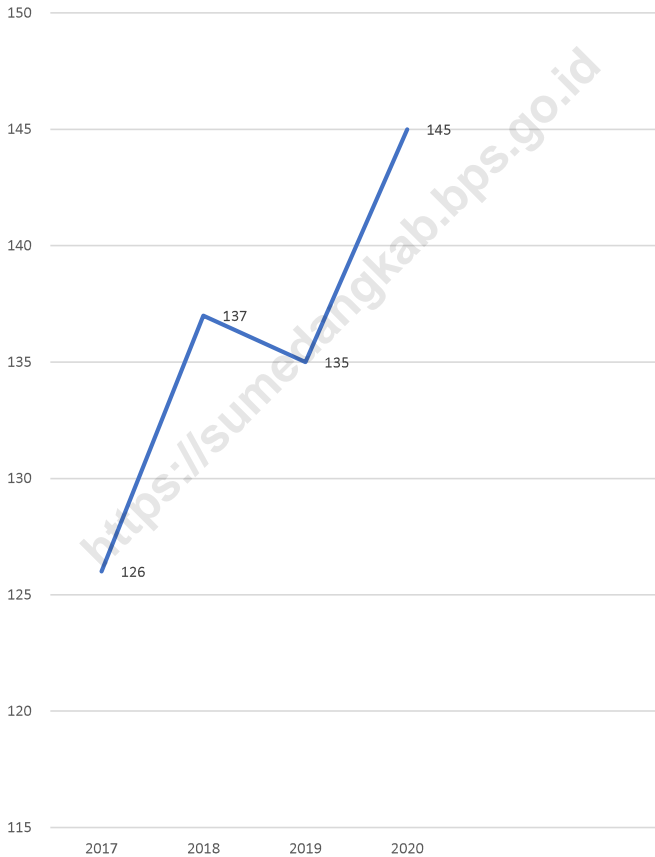
*There are around 12,672 business units located in Sumedang Regency, consisting of 17 markets, 145 shops, 510 kiosks and 12,000 stalls.*

*Markets, namely 9 markets managed by the local government and 6 managed by the village. Stores / Stores, namely supermarkets, minimarkets and malls. Kiosks are businesses that sell daily necessities on a medium scale. A stall is a business that sells daily necessities*

<https://sumedangkab.go.id>



**Gambar** 11.1 **Jumlah Toko di Kabupaten Sumedang, 2017–2021**  
**Figures** **Number of Store in Sumedang Regency, 2017–2021**



Sumber/Source : Dinas Koperasi, Usaha Kecil, Menengah, Perdagangan dan Perindustrian Kab, Sumedang /  
Department of Cooperative, Small Medium Enterprises, Trade and Industry of Sumedang Regency

**Gambar 11.2** Jumlah Warung di Kabupaten Sumedang, 2017–2021  
**Number of Warung in Sumedang Regency, 2017–2021**



Sumber/Source : Dinas Koperasi, Usaha Kecil, Menengah, Perdagangan dan Perindustrian Kab, Sumedang /  
 Department of Cooperative, Small Medium Enterprises, Trade and Industry of Sumedang Regency

**Tabel**  
**Table** 11.1

**Jumlah Sarana Perdagangan Menurut Jenisnya di  
Kabupaten Sumedang, 2019–2022**  
**Number of Trading Facilities by Type of Facility in Sumedang  
Regency, 2019–2022**

| <b>Jenis Sarana Perdagangan</b><br><i>Type of Trading Facilities</i> | <b>2019</b>   | <b>2020</b>   | <b>2021</b> | <b>2022</b> |
|--|---------------|---------------|-------------|-------------|
| (1)  | (2)           | (3)           | (4)         | (5)         |
| <i>Pasar/Market</i>  | 17            | 17            |             |             |
| <i>Toko/Store</i>  | 135           | 145           |             |             |
| <i>Kios/Grosir</i>   | 750           | 510           |             |             |
| <i>Warung</i>  | 14 500        | 12 000        |             |             |
| <b>Jumlah/Total</b>  | <b>15 402</b> | <b>12 672</b> |             |             |

Catatan/Note: Pasar/Market yaitu 9 Pasar yang dikelola oleh Pemerintah Daerah dan 6 yang dikelola oleh Desa  
Toko/Store yaitu supermarket, minimarket dan mall  
Kios yaitu usaha yang menjual keperluan sehari-hari dengan skala menengah  
Warung yaitu usaha yang menjual keperluan sehari-hari

Sumber/Source: Dinas Koperasi, Usaha Kecil, Menengah, Perdagangan dan Perindustrian Kab, Sumedang / Department of Cooperative, Small Medium Enterprises, Trade and Industry of Sumedang Regency



**SISTEM NERACA REGIONAL**  
**SYSTEM OF REGIONAL ACCOUNTS**

Laju pertumbuhan ekonomi Kabupaten Sumedang tahun 2020 adalah sebesar - 1,12 %. Ini menunjukkan adanya perlambatan pertumbuhan ekonomi sebesar 7,45 % jika dibandingkan dengan tahun 2019.



<https://sumedangkab.bps.go.id>

**PENJELASAN TEKNIS**

1. Penghitungan statistik neraca nasional mengikuti buku petunjuk yang diterbitkan oleh Perserikatan Bangsa Bangsa (PBB) dikenal sebagai Sistem Neraca Nasional (SNN). SNN adalah rekomendasi internasional tentang bagaimana menyusun ukuran aktivitas ekonomi yang sesuai dengan standar neraca baku yang didasarkan pada prinsip-prinsip ekonomi. Rekomendasi yang dimaksud dinyatakan dalam sekumpulan konsep, definisi, klasifikasi, dan aturan neraca yang disepakati secara internasional dalam mengukur indikator tertentu seperti Produk Domestik Bruto (PDB). Salah satu bentuk adaptasi pencatatan statistik nasional adalah melakukan perubahan tahun dasar PDB Indonesia dari tahun 2000 ke 2010. Perubahan tahun dasar PDB dilakukan seiring dengan mengadopsi rekomendasi PBB yang tertuang dalam Sistem Neraca Nasional 2008 (SNA 2008).
2. Produk Domestik Bruto pada tingkat nasional serta Produk Domestik Regional Bruto (PDRB) pada tingkat regional (provinsi) menggambarkan kemampuan suatu wilayah untuk menciptakan nilai tambah pada suatu waktu tertentu. Untuk menyusun PDB maupun PDRB digunakan 2

**TECHNICAL NOTES**

1. *The method used to estimate national accounts statistics is based on the standard guidelines formed by United Nation known as System of National Accounts (SNA). SNA is the internationally agreed standard set of recommendations on how to compile measures of economic activity in accordance with strict accounting conventions based on economic principles. The recommendations are expressed in term of a set of concepts, definitions, classifications and accounting rules that comprise the internationally agreed standard for measuring indicators such as Gross Domestic Product (GDP). One of the improvement in the national statistical system is to rebase GDP form base year 2000 to 2010 in order to capture current economic condition. It is in line with the United Nations (UN) recommendation on 2008 SNA.*
2. *The basic measure of the value added arising from economic activity is known as Gross Domestic Product at the national level and Gross Regional Domestic Product (GRDP) at the regional level (provinces/regencies/municipalities). To compile these statistics, two approaches have been used, i.e. "production approach" and "expenditure approach". The first approach is to*

pendekatan, yaitu lapangan usaha dan pengeluaran. Keduanya menyajikan komposisi data nilai tambah dirinci menurut sumber kegiatan ekonomi (lapangan usaha) dan menurut komponen penggunaannya. PDB maupun PDRB dari sisi lapangan usaha merupakan penjumlahan seluruh komponen nilai tambah bruto yang mampu diciptakan oleh sektor-sektor ekonomi atas berbagai aktivitas produksinya. Sedangkan dari sisi pengeluaran menjelaskan tentang penggunaan dari nilai tambah tersebut.

3. PDB menurut lapangan usaha mengalami perubahan klasifikasi dari 9 lapangan usaha menjadi 17 lapangan usaha. PDB menurut lapangan usaha dirinci menurut total nilai tambah dari seluruh sektor ekonomi yang mencakup lapangan usaha Pertanian, Kehutanan, dan Perikanan; Pertambangan dan Penggalian; Industri Pengolahan; Pengadaan Listrik dan Gas; Pengadaan Air, Pengelolaan Sampah, Limbah dan Daur Ulang; Konstruksi; Perdagangan Besar dan Eceran, Reparasi Mobil dan Sepeda Motor; Transportasi dan Pergudangan; Penyediaan Akomodasi dan Makan Minum; Informasi dan Komunikasi; Jasa Keuangan dan Asuransi; Real Estat; Jasa Perusahaan; Administrasi Pemerintahan, Pertahanan

*measure value added produced by various kinds of economic activities, while the second approach is to measure final uses of the country's output. In other words, GDP/GRDP is the sum of total value added produced by all economic industries (activities) and the way of using it.*

3. *GDP by industry classification changes from 9 sectors to 17 industries. GDP by industry is classified by types of economic activities such as Agriculture, Forestry and Fishing; Mining and Quarrying; Manufacturing; Electricity and Gas; Water supply, Sewerage, Waste Management and Remediation Activities; Construction; Wholesale and Retail Trade; Repair of Motor Vehicles and Motorcycles; Transportation and Storage; Accommodation and Food Service Activities; Information and Communication; Financial and Insurance Activities; Real Estate Activities; Business Activities; Public Administration; Defence and Compulsory Social Security; Education; Human Health and Social Work Activities; and Other Services Activities.*
4. *GDP by expenditure classification changes where consumption expenditure Non-profit Institutions Serving Households (NPISH) previously included as part of household consumption*

- dan Jaminan Sosial Wajib; Jasa Pendidikan; Jasa Kesehatan dan Kegiatan Sosial; dan Jasa lainnya.
4. PDB menurut pengeluaran mengalami perubahan klasifikasi dimana pengeluaran konsumsi Lembaga Non Profit yang Melayani Rumah Tangga (LNPRM) yang sebelumnya termasuk bagian dari pengeluaran konsumsi rumah tangga menjadi komponen terpisah. Sehingga klasifikasi PDB menurut pengeluaran dirinci menjadi 7 komponen yaitu komponen pengeluaran konsumsi rumah tangga, pengeluaran konsumsi LNPRM, pengeluaran konsumsi pemerintah, pembentukan modal tetap bruto, perubahan inventori, ekspor barang dan jasa, dan impor barang dan jasa.
  5. Pengeluaran konsumsi rumah tangga mencakup berbagai pengeluaran konsumsi akhir rumah tangga atas barang dan jasa untuk memenuhi kebutuhan individu ataupun kelompok secara langsung. Pengeluaran rumah tangga di sini mencakup makanan dan minuman selain restoran; pakaian, alas kaki dan jasa perawatannya; perumahan dan perlengkapan rumah tangga; kesehatan dan pendidikan; transportasi dan komunikasi; restoran dan hotel serta lainnya.
  6. Pengeluaran Konsumsi Pemerintah terdiri dari Pengeluaran Konsumsi Individu expenditure is taken out into separate component. So that, GDP by type of expenditures is classified into: household consumption expenditure, NPISH consumption expenditure, government consumption expenditure, gross fixed capital formation, changes in inventories, exports of goods and services, and imports of goods and services.
  5. Household consumption expenditures consist of expenditures incurred by households, which are used for both individual or collective needs. Household consumptions are classified into food and beverages other than restaurants; clothing, footwear, and related maintenance services; housing and household equipment; health and education; transport and communication; restaurants and hotels; and others.
  6. Government consumption expenditure consists of Individual Consumption Expenditure and Collective Consumption Expenditure. Individual goods and services are private goods and services, which the characteristics of private goods is a) ScarMunicipality, that there is a scarMunicipality/ limited in number; b) Excludable consumption, the consumption of goods can be limited only to those who meet certain requirements (usually the price); c) Rivalrous



dan Pengeluaran Konsumsi Kolektif. Barang dan jasa individu merupakan barang dan jasa privat, dimana ciri-ciri barang privat adalah a) ScarMunicipality, yaitu ada kelangkaan/ keterbatasan dalam jumlah; b) Excludable consumption, yaitu konsumsi suatu barang dapat dibatasi hanya pada mereka yang memenuhi persyaratan tertentu (biasanya harga); c) Rivalrous competition, yaitu konsumsi oleh satu konsumen akan mengurangi atau menghilangkan kesempatan pihak lain untuk melakukan hal serupa. Contoh barang dan jasa yang dihasilkan pemerintah dan tergolong sebagai barang dan jasa individu adalah jasa pelayanan kesehatan pemerintah di rumah sakit/puskesmas dan jasa pendidikan di sekolah/universitas negeri. Sedangkan barang dan jasa kolektif ekuivalen dengan barang publik yang memiliki ciri a) Non rivalry, yaitu penggunaan satu konsumen terhadap suatu barang tidak mengurangi kesempatan konsumen lain untuk juga mengkonsumsi barang tersebut; b) Non excludable, yaitu apabila suatu barang publik tersedia, maka tidak ada yang dapat menghalangi siapapun untuk memperoleh manfaat dari barang tersebut atau dengan kata lain setiap orang memiliki akses ke barang tersebut. Contoh barang dan jasa yang dihasilkan

*competition, ie consumption by the consumer will reduce or eliminate the chance of another party to do so. Examples of goods and services produced by government and classified as goods and services of individuals is the government health services in hospitals/health centers and education services in schools/universities. Collective goods and services equivalent to public goods characterized by a) Non-rivalry, namely the use of a consumer for an item does not reduce the chance of another consumer to also consume goods; b) Non-excludable, i.e. when a public good available, then nothing can hinder anyone to benefit from the goods or in other words everyone has access to the goods. Examples of goods and services produced by government and classified as collective goods and services is carried military defense services and the police's security.*

7. *Gross Fixed Capital Formation (GFCF) includes procurement, manufacture, and the purchase of capital goods. Capital goods are goods which are used for the production process, durable or have a service life of more than one year such as buildings, machinery, and transportation equipment. Including here: huge improvement that are to extend the life or changing the shape or the capaMunicipality of the capital*

- pemerintah dan tergolong sebagai barang dan jasa kolektif adalah jasa pertahanan yang dilakukan TNI dan keamanan yang dilakukan kepolisian.
7. Pembentukan Modal Tetap Bruto (PMTB) mencakup pengadaan, pembuatan, dan pembelian barang modal. Barang modal dimaksud adalah barang-barang yang digunakan untuk proses produksi, tahan lama atau yang mempunyai umur pemakaian lebih dari satu tahun seperti bangunan, mesin-mesin dan alat angkutan. Termasuk pula di sini perbaikan besar (berat) yang sifatnya memperpanjang umur atau mengubah bentuk atau kapasitas barang modal tersebut. Pengeluaran barang modal untuk keperluan militer juga dicakup sebagai PMTB. Klasifikasi komponen PMTB dibagi menjadi 6 sub komponen yaitu Konstruksi; Mesin dan Peralatan; Kendaraan; Peralatan Lainnya; Cultivated Biological Resources (CBR) dan Produk Kekayaan Intelektual.
  8. Ekspor barang dan jasa merupakan transaksi perdagangan barang dan jasa dari penduduk (residen) ke bukan penduduk (nonresiden). Impor barang dan jasa adalah transaksi perdagangan dari bukan penduduk ke penduduk. Ekspor atau impor barang terjadi pada saat terjadi perubahan hak kepemilikan barang antara penduduk dengan bukan *goods*. Capital expenditures for military purposes are also covered as GFCF. GFCF component are classified into six sub-components: Construction; Machinery and Equipment; vehicle; Other equipment; Cultivated Biological Resources (CBR) and Intellectual Property Product.
  8. Exports of goods and services consist of transactions of goods and services from residents to non-residents. Imports of goods and services consist of transaction of goods and services from non-residents to residents. Exports and imports of goods occur when there are changes in ownership of goods between residents and non-residents (with or without physical movements of goods across frontiers). On the GDP at 2010 basic year, exports and imports of goods specified into non oil and gas and oil and gas.
  9. GDP and its aggregations are presented in two forms: at current market prices and at constant base year market prices. In presenting current market prices, all aggregates are valued at current market prices, while base year constant market prices are shown by valuing all aggregates at fixed base year prices. Year of 2010 is used as the base year in this publication.

- penduduk (dengan atau tanpa perpindahan fisik barang tersebut). Pada PDB dengan tahun dasar 2010, ekspor dan impor barang dirinci menjadi nonmigas dan migas.
9. Produk Domestik Bruto maupun agregat turunannya disajikan dalam 2 (dua) versi penilaian, yaitu atas dasar "harga berlaku" dan atas dasar "harga konstan". Disebut sebagai harga berlaku karena seluruh agregat dinilai dengan menggunakan harga pada tahun berjalan, sedangkan harga konstan penilaiannya didasarkan kepada harga satu tahun dasar tertentu, dalam publikasi ini digunakan harga tahun 2010.
  10. Laju pertumbuhan Produk Domestik Bruto diperoleh dari perhitungan PDB atas dasar harga konstan. Diperoleh dengan cara mengurangi nilai PDB pada tahun ke-n terhadap nilai pada tahun ke n-1 (tahun sebelumnya), dibagi dengan nilai pada tahun ke n-1, dikalikan dengan 100 persen. Laju pertumbuhan menunjukkan perkembangan agregat pendapatan dari satu waktu tertentu terhadap waktu sebelumnya.
  10. *Growth rate of Gross Domestic Product is derived from GDP at constant market prices. It is obtained by subtracting the value of GDP year n with the value of GDP year n-1, divided by the value of GDP year n-1 then multiplied by 100 percent. The growth rate of GDP explains the income growth during the given period.*

**ULASAN**

Kategori Industri Pengolahan merupakan katagori dengan kontribusi terbesar pada Produk Domestik Regional Bruto (PDRB) Kabupaten Sumedang tahun 2022, yaitu sebesar 20,02%. Kategori Pertanian, Kehutanan dan Perikanan merupakan kategori yang memberikan kontribusi terbesar kedua pada PDRB yaitu sebesar 18,74%.

Laju pertumbuhan ekonomi Kabupaten Sumedang tahun 2022 adalah sebesar 5,03 %. Ini menunjukkan adanya peningkatan pertumbuhan ekonomi menjadi sebesar 5.13 jika dibandingkan dengan tahun 2021.

**DESCRIPTION**

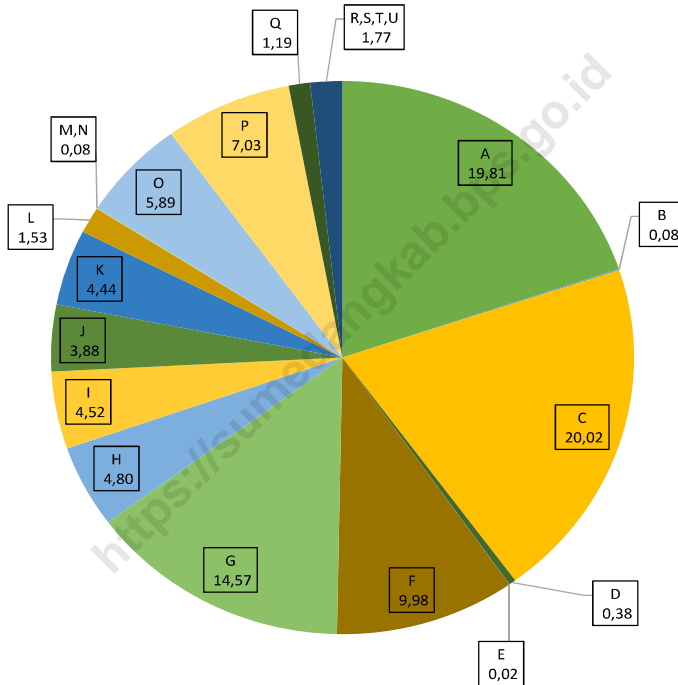
*The Processing Industry category is the category with the largest contribution to the Sumedang Regency Gross Regional Domestic Product (PDRB) in 2022, amounting to 20.02%. The Agriculture, Forestry and Fisheries category was the category that gave the second largest contribution to GRDP, which was 18.74%.*

*The economic growth rate of Sumedang Regency in 2022 is 5.03%. This indicates a slowdown in economic growth of 7.45% when compared to 2019.*

<https://sumedangkab.go.id>

**Gambar** 12.1  
**Figures**

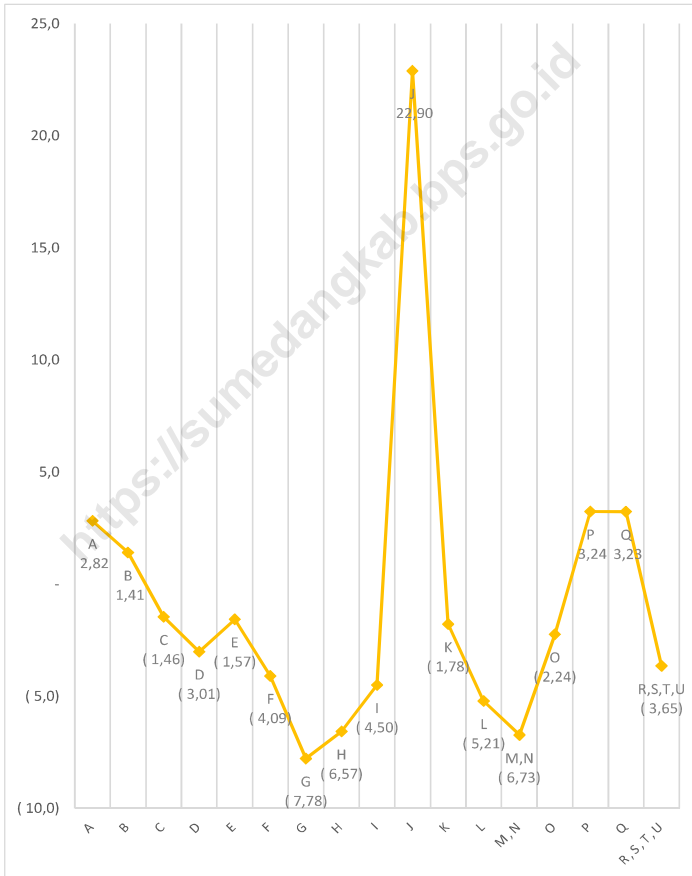
**Distribusi Persentase Produk Domestik Regional Bruto Atas Dasar Harga Berlaku Menurut Lapangan Usaha di Kabupaten Sumedang, 2021**  
**Percentage Distribution of Gross Regional Domestic Product at Current Market Prices by Industry in Sumedang Regency, 2021**



Sumber/Source : BPS, berbagai sensus, survei dan sumber lain/BPS-Statistics Indonesia, various census, survey, and other sources

**Gambar** 12.2  
**Figures**

**Laju Pertumbuhan Produk Domestik Regional Bruto Atas Dasar Harga Konstan 2010 Menurut Lapangan Usaha di Kabupaten Sumedang (persen), 2021**  
**Growth Rate of Gross Regional Domestic Product at 2010 Constant Market Prices by Industry in Sumedang Regency (percent), 2021**



Sumber/Source : ....

**Tabel**  
**Table** 12.1.

**Produk Domestik Regional Bruto Atas Dasar Harga Berlaku Menurut Lapangan Usaha di Kabupaten Sumedang (juta rupiah), 2018–2022**  
**Gross Regional Domestic Product at Current Market Prices by Industry in Sumedang Regency (million rupiahs), 2018–2022**

| Lapangan Usaha/Industry  | 2018     | 2019     | 2020     | 2021     | 2022     |
|--|----------|----------|----------|----------|----------|
| (1)  | (2)      | (3)      | (4)      | (5)      | (6)      |
| A Pertanian, Kehutanan, dan Perikanan/ <i>Agriculture, Forestry, and Fishing</i>   | 6 415,59 | 6 751,35 | 7 030,03 | 6 953,52 | 7 535,44 |
| B Pertambangan dan Penggalian/ <i>Mining and Quarrying</i>   | 27,82    | 28,20    | 29,23    | 32,02    | 33,24    |
| C Industri Pengolahan/ <i>Manufacturing</i>  | 6 194,81 | 7 083,55 | 7 105,54 | 7 483,36 | 8 175,01 |
| D Pengadaan Listrik dan Gas/ <i>Electricity and Gas</i>  | 131,63   | 138,13   | 133,88   | 145,30   | 151,27   |
| E Pengadaan Air; Pengelolaan Sampah, Limbah, dan Daur Ulang/ <i>Water Supply; Sewerage, Waste Management, and Remediation Activities</i>     | 7,78     | 8,31     | 8,23     | 8,99     | 9,67     |
| F Konstruksi/ <i>Construction</i>  | 3 392,48 | 3 690,21 | 3 543,00 | 4 133,61 | 4 486,62 |
| G Perdagangan Besar dan Eceran; Reparasi Mobil dan Sepeda Motor/ <i>Wholesale and Retail Trade; Repair of Motor Vehicles and Motorcycles</i> | 5 098,14 | 5 534,04 | 5 170,30 | 5 585,08 | 6 028,62 |
| H Transportasi dan Pergudangan/ <i>Transportation and Storage</i>  | 1 682,90 | 1 778,71 | 1 702,91 | 1 679,21 | 1 914,77 |
| I Penyediaan Akomodasi dan Makan Minum/ <i>Accommodation and Food Service Activities</i>   | 1 484,94 | 1 629,46 | 1 604,13 | 1 640,47 | 1 833,05 |
| J Informasi dan Komunikasi/ <i>Information and Communication</i>   | 1 014,13 | 1 108,81 | 1 377,81 | 1 434,21 | 1 499,79 |

Lanjutan Tabel/*Continued Table* 12.1

| Lapangan Usaha/ <i>Industry</i>  |   | 2018             | 2019             | 2020             | 2021             | 2022             |
|--|---|------------------|------------------|------------------|------------------|------------------|
| (1)  |   | (2)              | (3)              | (4)              | (5)              | (6)              |
| K  | Jasa Keuangan dan Asuransi/<br><i>Financial and Insurance<br/>Activities</i>  | 1 469,51         | 1 615,03         | 1 575,13         | 1 685,45         | 1 765,79         |
| L  | Real Estat/ <i>Real Estate Activities</i>   | 521,74           | 569,13           | 543,52           | 590,58           | 635,65           |
| M,N  | Jasa Perusahaan/ <i>Business<br/>Activities</i>   | 25,19            | 29,77            | 28,63            | 30,04            | 33,53            |
| O  | Administrasi Pemerintahan,<br>Pertahanan, dan Jaminan<br>Sosial Wajib/ <i>Public<br/>Administration and Defence;<br/>Compulsory Social Security</i> | 1 995,16         | 2 109,27         | 2 091,02         | 2 185,55         | 2 163,57         |
| P  | Jasa Pendidikan/ <i>Education</i>   | 2 116,48         | 2 317,50         | 2 496,56         | 2 558,78         | 2 743,20         |
| Q  | Jasa Kesehatan dan Kegiatan<br>Sosial/ <i>Human Health and Social<br/>Work Activities</i>   | 367,18           | 402,98           | 421,85           | 472,37           | 495,78           |
| R,S,T,U  | Jasa Lainnya/ <i>Other Services<br/>Activities</i>  | 587,78           | 645,18           | 627,32           | 631,70           | 715,75           |
| <b>Produk Domestik Regional<br/>Bruto/<i>Gross Regional<br/>Domestic Product</i></b> |   | <b>32 533,27</b> | <b>35 439,63</b> | <b>35 489,08</b> | <b>37 250,25</b> | <b>40 220,76</b> |

Catatan/*Note*: \* Angka perbaikan

\*\* Angka sementara

Sumber/*Source*: BPS, berbagai sensus, survei dan sumber lain/*BPS-Statistics Indonesia, various census, survey, and other sources*



**Tabel**  
**Table** 12.2

**Produk Domestik Regional Bruto Atas Dasar Harga Konstan 2010 Menurut Lapangan Usaha di Kabupaten Sumedang (juta rupiah), 2018–2022**  
**Gross Regional Domestic Product at 2010 Constant Market Prices by Industry in Sumedang Regency (million rupiahs), 2018–2022**

| <b>Lapangan Usaha/Industry</b> |  | <b>2018</b> | <b>2019</b> | <b>2020</b> | <b>2021</b> | <b>2022</b> |
|--------------------------------|--|-------------|-------------|-------------|-------------|-------------|
| (1)                            |  | (2)         | (3)         | (4)         | (5)         | (6)         |
| A                              | Pertanian, Kehutanan, dan Perikanan/ <i>Agriculture, Forestry, and Fishing</i>   | 3 905,93    | 3 990,89    | 4 103,54    | 4 092,27    | 4 263,22    |
| B                              | Pertambangan dan Penggalian/ <i>Mining and Quarrying</i>   | 19,69       | 19,54       | 19,81       | 21,43       | 21,51       |
| C                              | Industri Pengolahan/ <i>Manufacturing</i>  | 4 243,51    | 4 760,15    | 4 756,06    | 4 863,74    | 5 197,08    |
| D                              | Pengadaan Listrik dan Gas/ <i>Electricity and Gas</i>  | 96,37       | 100,83      | 97,80       | 106,08      | 109,05      |
| E                              | Pengadaan Air; Pengelolaan Sampah, Limbah, dan Daur Ulang/ <i>Water Supply; Sewerage, Waste Management, and Remediation Activities</i>     | 5,60        | 5,78        | 5,69        | 6,12        | 6,39        |
| F                              | Konstruksi/ <i>Construction</i>  | 2 468,86    | 2 599,79    | 2 428,01    | 2 735,31    | 2 835,91    |
| G                              | Perdagangan Besar dan Eceran; Reparasi Mobil dan Sepeda Motor/ <i>Wholesale and Retail Trade; Repair of Motor Vehicles and Motorcycles</i> | 3 896,81    | 4 100,55    | 3 781,66    | 3 955,09    | 4 141,53    |
| H                              | Transportasi dan Pergudangan/ <i>Transportation and Storage</i>  | 1 055,68    | 1 106,42    | 1 033,77    | 989,99      | 1 100,39    |
| I                              | Penyediaan Akomodasi dan Makan Minum/ <i>Accommodation and Food Service Activities</i>   | 1 019,93    | 1 081,30    | 1 032,63    | 1 049,07    | 1 134,62    |
| J                              | Informasi dan Komunikasi/ <i>Information and Communication</i>   | 1 061,47    | 1 160,36    | 1 426,12    | 1 494,33    | 1 580,30    |

Lanjutan Tabel/Continued Table 12.2

| <b>Lapangan Usaha/Industry</b>  |   | <b>2018</b> | <b>2019</b> | <b>2020</b> | <b>2021</b> | <b>2022</b> |
|---|---|-------------|-------------|-------------|-------------|-------------|
| (1)   |   | (2)         | (3)         | (4)         | (5)         | (6)         |
| K   | Jasa Keuangan dan Asuransi/<br><i>Financial and Insurance<br/>Activities</i>  | 905,48      | 965,59      | 948,38      | 984,09      | 972,27      |
| L   | Real Estat/ <i>Real Estate Activities</i>   | 436,37      | 471,73      | 447,15      | 480,93      | 510,39      |
| M,N   | Jasa Perusahaan/ <i>Business<br/>Activities</i>   | 18,75       | 20,23       | 18,87       | 19,72       | 21,25       |
| O   | Administrasi Pemerintahan,<br>Pertahanan, dan Jaminan<br>Sosial Wajib/ <i>Public<br/>Administration and Defence;<br/>Compulsory Social Security</i> | 1 183,14    | 1 222,90    | 1 195,50    | 1 201,61    | 1 193,36    |
| P   | Jasa Pendidikan/ <i>Education</i>   | 1 458,64    | 1 548,93    | 1 599,12    | 1 608,19    | 1 688,13    |
| Q   | Jasa Kesehatan dan Kegiatan<br>Sosial/ <i>Human Health and Social<br/>Work Activities</i>   | 292,85      | 313,27      | 323,39      | 355,34      | 371,61      |
| R,S,T,U   | Jasa Lainnya/ <i>Other Services<br/>Activities</i>  | 438,88      | 464,45      | 447,50      | 451,34      | 494,84      |
| <b>Produk Domestik Regional<br/>Bruto/Gross Regional<br/>Domestic Product</b> |   | 22 507,96   | 23 932,73   | 23 665,01   | 24 414,66   | 25 641,85   |

Catatan/Note: \* Angka perbaikan  
\*\* Angka sementara

Sumber/Source: BPS, berbagai sensus, survei dan sumber lain/BPS-Statistics Indonesia, various census, survey, and other sources

**Tabel**  
**Table** 12.3

**Distribusi Persentase Produk Domestik Regional Bruto Atas Dasar Harga Berlaku Menurut Lapangan Usaha di Kabupaten Sumedang, 2018–2022**  
**Percentage Distribution of Gross Regional Domestic Product at Current Market Prices by Industry in Sumedang Regency, 2018–2022**

| Lapangan Usaha/ <i>Industry</i>  | 2018  | 2019  | 2020  | 2021  | 2022  |
|--|-------|-------|-------|-------|-------|
| (1)  | (2)   | (3)   | (4)   | (5)   | (6)   |
| A Pertanian, Kehutanan, dan Perikanan/ <i>Agriculture, Forestry, and Fishing</i>   | 19,72 | 19,05 | 19,81 | 18,67 | 18,74 |
| B Pertambangan dan Penggalian/ <i>Mining and Quarrying</i>   | 0,09  | 0,08  | 0,08  | 0,09  | 0,08  |
| C Industri Pengolahan/ <i>Manufacturing</i>  | 19,04 | 19,99 | 20,02 | 20,09 | 20,33 |
| D Pengadaan Listrik dan Gas/ <i>Electricity and Gas</i>  | 0,40  | 0,39  | 0,38  | 0,39  | 0,38  |
| E Pengadaan Air; Pengelolaan Sampah, Limbah, dan Daur Ulang/ <i>Water Supply; Sewerage, Waste Management, and Remediation Activities</i>     | 0,02  | 0,02  | 0,02  | 0,02  | 0,02  |
| F Konstruksi/ <i>Construction</i>  | 10,43 | 10,41 | 9,98  | 11,10 | 11,15 |
| G Perdagangan Besar dan Eceran; Reparasi Mobil dan Sepeda Motor/ <i>Wholesale and Retail Trade; Repair of Motor Vehicles and Motorcycles</i> | 15,67 | 15,62 | 14,57 | 14,99 | 14,99 |
| H Transportasi dan Pergudangan/ <i>Transportation and Storage</i>  | 5,17  | 5,02  | 4,80  | 4,51  | 4,76  |
| I Penyediaan Akomodasi dan Makan Minum/ <i>Accommodation and Food Service Activities</i>   | 4,56  | 4,60  | 4,52  | 4,40  | 4,56  |
| J Informasi dan Komunikasi/ <i>Information and Communication</i>   | 3,12  | 3,13  | 3,88  | 3,85  | 3,73  |
| K Jasa Keuangan dan Asuransi/ <i>Financial and Insurance Activities</i>  | 4,52  | 4,56  | 4,44  | 4,52  | 4,39  |

Lanjutan Tabel/*Continued Table* 12.3

| Lapangan Usaha/ <i>Industry</i>  |   | 2018   | 2019   | 2020   | 2021   | 2022   |
|--|---|--------|--------|--------|--------|--------|
| (1)  |   | (2)    | (3)    | (4)    | (5)    | (6)    |
| L  | Real Estat/ <i>Real Estate Activities</i>   | 1,60   | 1,61   | 1,53   | 1,59   | 1,58   |
| M,N  | Jasa Perusahaan/ <i>Business Activities</i>   | 0,08   | 0,08   | 0,08   | 0,08   | 0,08   |
| O  | Administrasi Pemerintahan, Pertahanan, dan Jaminan Sosial Wajib/ <i>Public Administration and Defence; Compulsory Social Security</i> | 6,13   | 5,95   | 5,89   | 5,87   | 5,38   |
| P  | Jasa Pendidikan/ <i>Education</i>   | 6,51   | 6,54   | 7,03   | 6,87   | 6,82   |
| Q  | Jasa Kesehatan dan Kegiatan Sosial/ <i>Human Health and Social Work Activities</i>  | 1,13   | 1,14   | 1,19   | 1,27   | 1,23   |
| R,S,T,U  | Jasa Lainnya/ <i>Other Services Activities</i>  | 1,81   | 1,82   | 1,77   | 1,70   | 1,78   |
| <b>Produk Domestik Regional Bruto/<i>Gross Regional Domestic Product</i></b> |   | 100,00 | 100,00 | 100,00 | 100,00 | 100,00 |

Catatan/*Note*: \* Angka perbaikan  
\*\* Angka sementara

Sumber/*Source*: BPS, berbagai sensus, survei dan sumber lain/*BPS-Statistics Indonesia, various census, survey, and other sources*

**Tabel**  
**Table** 12.4

**Laju Pertumbuhan Produk Domestik Regional Bruto Atas Dasar Harga Konstan 2010 Menurut Lapangan Usaha di Kabupaten Sumedang (persen), 2019–2022**  
**Growth Rate of Gross Regional Domestic Product at 2010 Constant Market Prices by Industry in Sumedang Regency (percent), 2019–2022**

| Lapangan Usaha/Industry |  | 2019  | 2020  | 2021  | 2022  |
|-------------------------|--|-------|-------|-------|-------|
| (1)                     |  | (2)   | (3)   | (4)   | (5)   |
| A                       | Pertanian, Kehutanan, dan Perikanan/ <i>Agriculture, Forestry, and Fishing</i>   | 2,17  | 2,82  | -0,27 | 4,18  |
| B                       | Pertambangan dan Penggalian/ <i>Mining and Quarrying</i>   | -0,80 | 1,41  | 8,16  | 0,37  |
| C                       | Industri Pengolahan/ <i>Manufacturing</i>  | 12,17 | -1,44 | 2,26  | 6,85  |
| D                       | Pengadaan Listrik dan Gas/ <i>Electricity and Gas</i>  | 4,63  | -3,01 | 8,47  | 2,80  |
| E                       | Pengadaan Air; Pengelolaan Sampah, Limbah, dan Daur Ulang/ <i>Water Supply; Sewerage, Waste Management, and Remediation Activities</i>     | 3,20  | -1,57 | 7,42  | 4,47  |
| F                       | Konstruksi/ <i>Construction</i>  | 5,30  | -4,20 | 12,66 | 3,68  |
| G                       | Perdagangan Besar dan Eceran; Reparasi Mobil dan Sepeda Motor/ <i>Wholesale and Retail Trade; Repair of Motor Vehicles and Motorcycles</i> | 5,23  | -7,78 | 4,59  | 4,71  |
| H                       | Transportasi dan Pergudangan/ <i>Transportation and Storage</i>  | 4,81  | -6,57 | -4,23 | 11,15 |
| I                       | Penyediaan Akomodasi dan Makan Minum/ <i>Accommodation and Food Service Activities</i>   | 6,02  | -4,50 | 1,59  | 8,15  |
| J                       | Informasi dan Komunikasi/ <i>Information and Communication</i>   | 9,32  | 22,90 | 4,78  | 5,75  |
| K                       | Jasa Keuangan dan Asuransi/ <i>Financial and Insurance Activities</i>  | 6,64  | -1,78 | 3,77  | -1,20 |
| L                       | Real Estat/ <i>Real Estate Activities</i>  | 8,10  | -5,21 | 7,55  | 6,12  |
| M,N                     | Jasa Perusahaan/ <i>Business Activities</i>  | 7,92  | -6,73 | 4,48  | 7,76  |

Lanjutan Tabel/*Continued Table 12.4*

| <b>Lapangan Usaha/Industry</b> |   | <b>2019</b> | <b>2020</b> | <b>2021</b> | <b>2022</b> |
|--------------------------------|---|-------------|-------------|-------------|-------------|
|                                | (1)   | (2)         | (3)         | (4)         | (5)         |
| 0                              | Administrasi Pemerintahan, Pertahanan, dan Jaminan Sosial Wajib/ <i>Public Administration and Defence; Compulsory Social Security</i> | 3,36        | -2,24       | 0,51        | -0,69       |
| P                              | Jasa Pendidikan/ <i>Education</i>   | 6,19        | 3,24        | 0,57        | 4,97        |
| Q                              | Jasa Kesehatan dan Kegiatan Sosial/ <i>Human Health and Social Work Activities</i>  | 6,97        | 3,23        | 9,88        | 4,58        |
| R,S,T,U                        | Jasa Lainnya/ <i>Other Services Activities</i>  | 5,83        | -3,65       | 0,86        | 9,64        |
|                                | <b>Produk Domestik Regional Bruto/<i>Gross Regional Domestic Product</i></b>  | 6,33        | -1,12       | 3,17        | 5,03        |

Catatan/Note: \* Angka perbaikan

\*\* Angka sementara

Sumber/Source: BPS, berbagai sensus, survei dan sumber lain/*BPS-Statistics Indonesia, various census, survey, and other sources*

**Tabel**  
**Table** 12.5

**Produk Domestik Regional Bruto Atas Dasar Harga Berlaku Menurut Jenis Pengeluaran di Kabupaten Sumedang (juta rupiah), 2018–2022** *Gross Regional Domestic Product at Current Market Prices by Type of Expenditure in Sumedang Regency (million rupiahs), 2018–2022*

| <b>Jenis Pengeluaran</b><br><i>Type of Expenditure</i>       | <b>2018</b>           | <b>2019</b>           | <b>2020</b>           | <b>2021</b>          | <b>2022</b>          |
|--|-----------------------|-----------------------|-----------------------|----------------------|----------------------|
| (1)  | (2)                   | (3)                   | (4)                   | (5)                  | (6)                  |
| <i>Konsumsi Rumah Tangga</i>                                 | 22 694 772.59         | 24 367 849.20         | 24 372 637.94         | 25 187 624.28        | 27 419 060.98        |
| <i>Konsumsi Lembaga Nonprofit yang Melayani Rumah Tangga</i> | 494 580.21            | 535 099.93            | 522 765.63            | 538 796.87           | 577 743.02           |
| <i>Konsumsi Pemerintah</i>                                   | 3 004 292.30          | 3 133 224.60          | 3 148 243.68          | 3 270 190.20         | 3 313 180.25         |
| <i>Pembentukan Modal Tetap Bruto (4.a. + 4.b.)</i>           | 8 159 708.02          | 8 701 971.56          | 8 091 987.36          | 8 978 873.19         | 9 518 588.52         |
| <i>Perubahan Inventori</i>                                   | <b>1 187 355.09</b>   | <b>1 210 501.09</b>   | <b>648 043.76</b>     | <b>(365 104.32)</b>  | <b>58 491.97</b>     |
| <i>Net Ekspor</i>  | <b>(3 007 440.77)</b> | <b>(2 509 019.79)</b> | <b>(1 294 595.70)</b> | <b>(360 134.07)</b>  | <b>(666 305.56)</b>  |
|  | <b>32 533 267.44</b>  | <b>35 439 626.58</b>  | <b>35 489 082.66</b>  | <b>37 250 246.15</b> | <b>40 220 759.18</b> |

Lanjutan Tabel/Continued Table 12.5

| <b>Jenis Pengeluaran</b><br><b>Type of Expenditure</b>       | <b>2018</b>   | <b>2019</b>   | <b>2020</b>   | <b>2021</b>   | <b>2022</b>   |
|--|---------------|---------------|---------------|---------------|---------------|
| (1)  | (2)           | (3)           | (4)           | (5)           | (6)           |
| <i>Konsumsi Rumah Tangga</i>                                 | 69.76         | 68.76         | 68.68         | 67.62         | 68.17         |
| <i>Konsumsi Lembaga Nonprofit yang Melayani Rumah Tangga</i> | 1.52          | 1.51          | 1.47          | 1.45          | 1.44          |
| <i>Konsumsi Pemerintah</i>                                   | 9.23          | 8.84          | 8.87          | 8.78          | 8.24          |
| <i>Pembentukan Modal Tetap Bruto (4.a. + 4.b.)</i>           | 25.08         | 24.55         | 22.80         | 24.10         | 23.67         |
| <i>Perubahan Inventori</i>                                   | <b>3.65</b>   | <b>3.42</b>   | <b>1.83</b>   | <b>(0.98)</b> | <b>0.15</b>   |
| <i>Net Ekspor</i>  | <b>(9.24)</b> | <b>(7.08)</b> | <b>(3.65)</b> | <b>(0.97)</b> | <b>(1.66)</b> |
|  | <b>100.00</b> | <b>100.00</b> | <b>100.00</b> | <b>100.00</b> | <b>100.00</b> |

Catatan/Note: \* Angka Perbaikan

Sumber/Source: BPS, berbagai sensus, survei dan sumber lain/BPS-Statistics Indonesia, various census, survey, and other sources



**Tabel**  
**Table** 12.6**Produk Domestik Regional Bruto Atas Dasar Harga Konstan 2010 Menurut Jenis Pengeluaran di Kabupaten Sumedang (juta rupiah), 2018–2022** *Gross Regional Domestic Product at 2010 Constant Market Prices by Type of Expenditure in Sumedang Regency (million rupiahs), 2018–2022*

| Jenis Pengeluaran<br>Type of Expenditure              | 2018                  | 2019                  | 2020                 | 2021                 | 2022                 |
|---|-----------------------|-----------------------|----------------------|----------------------|----------------------|
| (1)   | (2)                   | (3)                   | (4)                  | (5)                  | (6)                  |
| Konsumsi Rumah Tangga                                 | 15 338 952.22         | 15 924 291.72         | 15 618 132.80        | 15 875 259.24        | 16 739 418.92        |
| Konsumsi Lembaga Nonprofit yang Melayani Rumah Tangga | 360 285.86            | 377 255.48            | 360 731.69           | 367 420.74           | 380 781.29           |
| Konsumsi Pemerintah                                   | 1 925 516.02          | 1 989 009.28          | 1 977 120.82         | 2 002 198.51         | 1 979 948.57         |
| Pembentukan Modal Tetap Bruto (4.a. + 4.b.)           | 5 716 219.39          | 5 929 737.65          | 5 487 006.54         | 5 967 232.07         | 6 016 045.00         |
| Perubahan Inventori                                   | <b>746 556.00</b>     | <b>747 708.82</b>     | <b>397 917.46</b>    | <b>(210 644.11)</b>  | <b>33 481.40</b>     |
| Net Ekspor  | <b>(1 579 565.79)</b> | <b>(1 035 273.22)</b> | <b>(175 902.67)</b>  | <b>413 196.94</b>    | <b>492 175.27</b>    |
|   | <b>22 507 963.70</b>  | <b>23 932 729.72</b>  | <b>23 665 006.65</b> | <b>24 414 663.39</b> | <b>25 641 850.44</b> |

Catatan/Note: \* Angka Perbaikan

Sumber/Source: BPS, berbagai sensus, survei dan sumber lain/BPS-Statistics Indonesia, various census, survey, and other sources

**Tabel**  
**Table** 12.7

**Laju Pertumbuhan Produk Domestik Regional Bruto Atas Dasar Harga Konstan 2010 Menurut Jenis Pengeluaran di Kabupaten Sumedang (persen), 2018–2022**  
**Growth Rate of Gross Regional Domestic Product at 2010 Constant Market Prices by Type of Expenditure in Sumedang Regency (percent), 2018–2022**

| <b>Jenis Pengeluaran</b><br><b>Type of Expenditure</b>       | <b>2018</b> | <b>2019</b> | <b>2020</b>   | <b>2021</b> | <b>2022</b> |
|--|-------------|-------------|---------------|-------------|-------------|
| (1)  | (2)         | (3)         | (4)           | (5)         | (6)         |
| <i>Konsumsi Rumah Tangga</i>                                 | 4.00        | 3.82        | (1.92)        | 1.65        | 5.44        |
| <i>Konsumsi Lembaga Nonprofit yang Melayani Rumah Tangga</i> | 16.55       | 4.71        | (4.38)        | 1.85        | 3.64        |
| <i>Konsumsi Pemerintah</i>                                   | 4.57        | 3.30        | (0.60)        | 1.27        | (1.11)      |
| <i>Pembentukan Modal Tetap Bruto (4.a. + 4.b.)</i>           | 7.91        | 3.74        | (7.47)        | 8.75        | 0.82        |
| <i>Perubahan Inventori</i>                                   | -           | -           | -             | -           | -           |
| <i>Net Ekspor</i>  | -           | -           | -             | -           | -           |
|  | <b>5.79</b> | <b>6.33</b> | <b>(1.12)</b> | <b>3.17</b> | <b>5.03</b> |

Catatan/Note: \* Angka Perbaikan

Sumber/Source: BPS, berbagai sensus, survei dan sumber lain/BPS-Statistics Indonesia, various census, survey, and other sources

13



**PERBANDINGAN ANTAR KABUPATEN/KOTA  
REGENCY/MUNICIPAL COMPARISON**



Jumlah Penduduk  
Jawa Barat  
49.936 ribu jiwa

Laju Pertumbuhan Produk  
Domestik Regional Bruto Atas  
Dasar Harga Konstan 2010  
Menurut Kabupaten/Kota di  
Provinsi Jawa Barat tahun 2020  
yaitu -2,44%



**PENJELASAN TEKNIS**

1. Penduduk adalah mereka yang sudah menetap di suatu wilayah paling sedikit 6 bulan atau kurang dari 6 bulan tetapi bermaksud untuk menetap.
2. Laju pertumbuhan produk domestik bruto (PDB) atas dasar harga konstan diperoleh dengan mengurangi nilai pada tahun ke n dengan nilai pada tahun ke (n-1) dibagi dengan nilai pada tahun ke (n-1) dikalikan dengan 100 persen. Laju pertumbuhan PDB menunjukkan tingkat perkembangan riil dari agregat pendapatan untuk masing-masing tahun dibandingkan dengan tahun sebelumnya.
3. Untuk mengukur kemiskinan, BPS menggunakan konsep kemampuan memenuhi kebutuhan dasar (basic needs approach). Dengan pendekatan ini, kemiskinan dipandang sebagai ketidakmampuan dari sisi ekonomi untuk memenuhi kebutuhan dasar makanan dan bukan makanan yang diukur dari sisi pengeluaran. Jadi Penduduk Miskin adalah penduduk yang memiliki rata-rata pengeluaran perkapita perbulan dibawah garis kemiskinan.
4. Sumber data utama yang dipakai adalah data Survei Sosial Ekonomi Nasional (Susenas) Modul Konsumsi dan Pengeluaran.
5. IPM menjelaskan bagaimana

**TECHNICAL NOTES**

1. *Residents are those who have lived in an area for at least 6 months or less than 6 months but intend to stay.*
2. *The growth rate of gross domestic product (GDP) at constant prices is obtained by reducing the value in year n by the value in year (n-1) divided by the value in year (n-1) multiplied by 100 percent. The GDP growth rate shows the real development rate of aggregate income for each year compared to the previous year.*
3. *To measure poverty, BPS uses the concept of the ability to meet basic needs (basic needs approach). With this approach, poverty is seen as an economic inability to meet basic food and non-food needs as measured in terms of expenditure. So the poor are people who have an average monthly expenditure per capita below the poverty line.*
4. *The main data source used is the Consumption and Expenditure Module National Socio-Economic Survey (Susenas) data.*
5. *IPM explains how residents can access development outcomes in terms of income, health, education, and so on.*
6. *HDI was introduced by the United Nations Development Program (UNDP) in 1990 and is published regularly in the annual Human Development Report (HDR).*
7. *IPM is formed by 3 (three) basic*

penduduk dapat mengakses hasil pembangunan dalam memperoleh pendapatan, kesehatan, pendidikan, dan sebagainya.

6. IPM diperkenalkan oleh United Nations Development Programme (UNDP) pada tahun 1990 dan dipublikasikan secara berkala dalam laporan tahunan Human Development Report (HDR).
7. IPM dibentuk oleh 3 (tiga) dimensi dasar:
  - o. Umur panjang dan hidup sehat
  - p. Pengetahuan
  - q. Standar hidup layak

*dimensions:*

- g. Long life and healthy life*
- h. Knowledge*
- i. A decent standard of living*

<https://sumedangkab.bps.go.id>

**ULASAN**

Jumlah penduduk terbesar di Provinsi Jawa Barat yaitu berada di Kabupaten Bogor (5.566.838 jiwa). Jumlah penduduk terkecil berada di Kota Banjar yaitu sebesar 206.457 jiwa. Sedangkan Kabupaten Sumedang menduduki urutan ke 18 yaitu sebanyak 1.167.033 jiwa.

Laju Pertumbuhan Produk Domestik Regional Bruto Atas Dasar Harga Konstan 2022 Provinsi Jawa Barat sebesar 5,45 persen.

Jumlah penduduk miskin di Provinsi Jawa Barat terbesar berada di Kabupaten Bogor yaitu sebanyak 474,7 ribu jiwa dan yang terkecil berada di Kota Banjar sebanyak 12,7 ribu jiwa. Sedangkan Kabupaten Sumedang menduduki urutan ke 12 yaitu sebanyak 120,1 ribu jiwa.

IPM Provinsi Jawa Barat tahun 2022 naik 0.89 menjadi 72,69 yang semula pada tahun 2021 yaitu 71,80.

**DESCRIPTION**

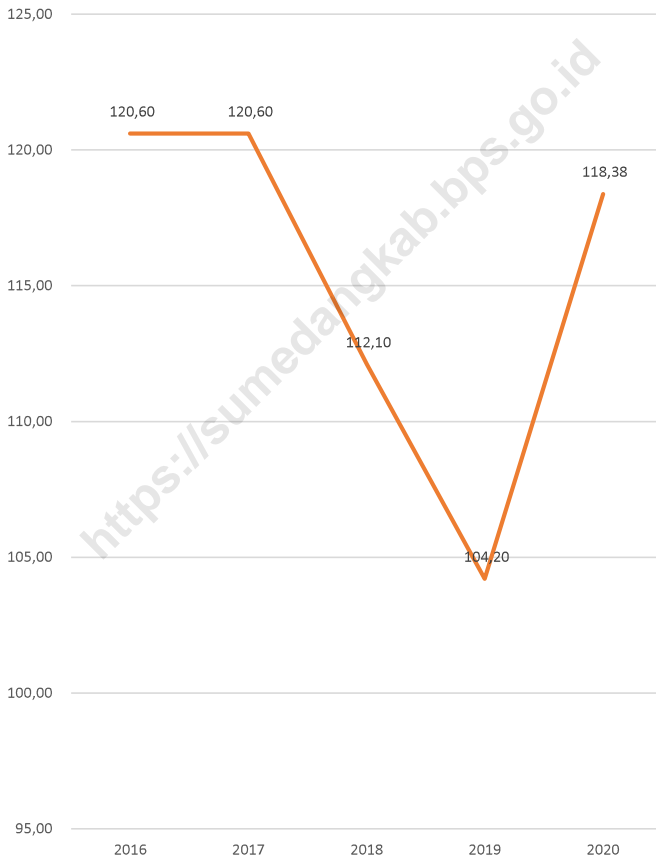
*The largest population in West Java Province is in Bogor Regency (5,566,838 people). The smallest population is in the city of Banjar, which is 206,457 people. Meanwhile, Sumedang Regency ranks 18th with 1,167,033 inhabitants.*

*The Growth Rate of Gross Regional Domestic Product at 2022 Constant Prices for West Java Province is 5.45 percent.*

*The largest number of poor people in West Java Province is in Bogor Regency, amounting to 474.7 thousand people and the smallest is in Banjar City with 12.7 thousand people. Meanwhile, Sumedang Regency ranks 12th with 120.1 thousand inhabitants.*

*The HDI of West Java Province in 2021 increased by 0.89 to 72.69 which was originally in 2021 which was 71.80.*

**Gambar** 13.1 **Jumlah Penduduk Miskin di Kabupaten Sumedang (ribu), 2016–2021**  
**Figures** **Number of Poor Population in Sumedang Regency (thousand), 2016–2021**



Sumber/Source : Publikasi "Data dan Informasi Kemiskinan Kabupaten/Kota Tahun 2021" / Publication of "Data and Information of Poverty in Regency/Municipality 2021"

**Gambar**  
**Figures** 13.2

**Indeks Pembangunan Manusia di Kabupaten Sumedang,  
2016–2021**  
*Human Development Index in Sumedang Regency, 2016–  
2021*



Sumber/Source : BPS Provinsi Jawa Barat, Indeks Pembangunan Manusia 2016–2021, 2021 / BPS-Statistics of West Java Province, Human Development Index 2016–2021



**Tabel**  
**Table** 13.1

**Jumlah Penduduk Menurut Kabupaten/Kota di Provinsi Jawa Barat (ribu), 2018–2022**  
**Population by Regency/Municipality in West Java Province (thousand), 2018–2022**

| Kabupaten/Kota<br>Regency/Municipality | 2018             | 2019             | 2020             | 2021             | 2022              |
|--|------------------|------------------|------------------|------------------|-------------------|
| (1)                                    | (2)              | (3)              | (4)              | (5)              | (6)               |
| 3201 Bogor                             | 5 840,91         | 5 965,41         | 5 427,07         | 5 489,54         | 5 566,838         |
| 3202 Sukabumi                          | 2 460,69         | 2 466,27         | 2 725,45         | 2 761,48         | 2 806,664         |
| 3203 Cianjur                           | 2 260,62         | 2 263,07         | 2 477,56         | 2 506,68         | 2 542,793         |
| 3204 Bandung                           | 3 717,29         | 3 775,28         | 3 623,79         | 3 666,16         | 3 718,660         |
| 3205 Garut                             | 2 606,40         | 2 622,43         | 2 585,61         | 2 604,79         | 2 627,220         |
| 3206 Tasikmalaya                       | 1 751,30         | 1 754,13         | 1 865,20         | 1 883,73         | 1 906,288         |
| 3207 Ciamis                            | 1 188,63         | 1 195,18         | 1 229,07         | 1 237,73         | 1 247,768         |
| 3208 Kuningan                          | 1 074,50         | 1 080,80         | 1 167,69         | 1 180,39         | 1 196,017         |
| 3209 Cirebon                           | 2 176,21         | 2 192,90         | 2 270,62         | 2 290,97         | 2 315,417         |
| 3210 Majalengka                        | 1 199,30         | 1 205,03         | 1 305,48         | 1 318,97         | 1 335,460         |
| 3211 Sumedang                          | 1 149,91         | 1 152,40         | 1 152,51         | 1 159,35         | 1 167,033         |
| 3212 Indramayu                         | 1 719,19         | 1 728,47         | 1 834,43         | 1 851,38         | 1 871,832         |
| 3213 Subang                            | 1 579,02         | 1 595,83         | 1 595,32         | 1 608,59         | 1 624,386         |
| 3214 Purwakarta                        | 953,41           | 962,89           | 997,87           | 1 011,47         | 1 028,569         |
| 3215 Karawang                          | 2 336,01         | 2 353,92         | 2 439,09         | 2 468,58         | 2 505,247         |
| 3216 Bekasi                            | 3 630,91         | 3 763,89         | 3 113,02         | 3 157,96         | 3 214,791         |
| 3217 Bandung Barat                     | 1 683,71         | 1 699,90         | 1 788,34         | 1 814,23         | 1 846,969         |
| 3218 Pangandaran                       | 397,19           | 399,28           | 423,67           | 427,61           | 432,380           |
| 3271 Kota Bogor                        | 1 096,83         | 1 112,08         | 1 043,07         | 1 052,36         | 1 063,513         |
| 3272 Kota Sukabumi                     | 326,28           | 328,68           | 346,33           | 350,8            | 356,410           |
| 3273 Kota Bandung                      | 2 503,71         | 2 507,89         | 2 444,16         | 2 452,94         | 2 461,553         |
| 3274 Kota Cirebon                      | 316,28           | 319,31           | 333,3            | 336,86           | 341,235           |
| 3275 Kota Bekasi                       | 2 931,90         | 3 003,92         | 2 543,68         | 2 564,94         | 2 590,257         |
| 3276 Kota Depok                        | 2 330,33         | 2 406,83         | 2 056,34         | 2 085,94         | 2 123,349         |
| 3277 Kota Cimahi                       | 607,81           | 614,3            | 568,4            | 571,63           | 575,235           |
| 3278 Kota Tasikmalaya                  | 662,72           | 663,52           | 716,16           | 723,92           | 733,467           |
| 3279 Kota Banjar                       | 182,82           | 183,11           | 200,97           | 203,42           | 206,457           |
| <b>Jawa Barat/West Java</b>            | <b>48 683,86</b> | <b>48 683,86</b> | <b>49 935,86</b> | <b>48 782,40</b> | <b>49 405 808</b> |

Catatan/Note: ...

Sumber/Source: BPS Provinsi Jawa Barat, Hasil SP2010 Proyeksi Penduduk 2010, 2021 / BPS-Statistics of West Java Province, Population Projection 2010, 2021

**Tabel**  
**Table** 13.2**Laju Pertumbuhan Produk Domestik Regional Bruto Atas Dasar Harga Konstan 2010 Menurut Kabupaten/Kota di Provinsi Jawa Barat (persen), 2018–2022**  
**Rate of Growth of Gross Regional Domestic Products at Constant 2010 Prices by Regency/Municipality in West Java Province (percent), 2018–2022**

| Kabupaten/Kota<br>Regency/Municipality | 2018        | 2019        | 2020         | 2021        | 2022        |
|--|-------------|-------------|--------------|-------------|-------------|
| (1)                                    | (2)         | (3)         | (4)          | (5)         | (6)         |
| 3201 Bogor                             | 6,19        | 5,85        | -1,76        | 3,55        | 5,25        |
| 3202 Sukabumi                          | 5,81        | 5,64        | -0,92        | 3,75        | 5,12        |
| 3203 Cianjur                           | 6,24        | 5,67        | -0,78        | 3,48        | 5,04        |
| 3204 Bandung                           | 6,26        | 6,36        | -1,8         | 3,56        | 5,35        |
| 3205 Garut                             | 4,96        | 5,02        | -1,26        | 3,58        | 5,08        |
| 3206 Tasikmalaya                       | 5,7         | 5,43        | -0,98        | 3,43        | 4,70        |
| 3207 Ciamis                            | 5,31        | 5,38        | -0,14        | 3,66        | 5,02        |
| 3208 Kuningan                          | 6,43        | 6,59        | 0,11         | 3,56        | 5,53        |
| 3209 Cirebon                           | 5,02        | 4,68        | -1,08        | 2,47        | 4,09        |
| 3210 Majalengka                        | 6,48        | 7,77        | 0,89         | 4,75        | 6,63        |
| 3211 Sumedang                          | 5,79        | 6,33        | -1,12        | 3,17        | 5,03        |
| 3212 Indramayu                         | 1,34        | 3,2         | -1,58        | 0,58        | 2,88        |
| 3213 Subang                            | 4,41        | 4,61        | -1,15        | 2,4         | 4,21        |
| 3214 Purwakarta                        | 4,98        | 4,37        | -2,13        | 3,42        | 5,24        |
| 3215 Karawang                          | 6,04        | 4,21        | -3,8         | 5,85        | 6,31        |
| 3216 Bekasi                            | 6,02        | 3,95        | -3,4         | 3,65        | 5,30        |
| 3217 Bandung Barat                     | 5,5         | 5,05        | -2,41        | 3,46        | 5,34        |
| 3218 Pangandaran                       | 5,32        | 5,94        | -0,05        | 3,67        | 5,03        |
| 3271 Kota Bogor                        | 6,14        | 6,19        | -0,41        | 3,76        | 5,65        |
| 3272 Kota Sukabumi                     | 5,52        | 5,53        | -1,49        | 3,71        | 5,35        |
| 3273 Kota Bandung                      | 7,08        | 6,79        | -2,28        | 3,76        | 5,41        |
| 3274 Kota Cirebon                      | 6,2         | 6,29        | -0,98        | 3,04        | 5,10        |
| 3275 Kota Bekasi                       | 5,86        | 5,41        | -2,58        | 3,22        | 4,96        |
| 3276 Kota Depok                        | 6,97        | 6,74        | -1,92        | 3,76        | 5,24        |
| 3277 Kota Cimahi                       | 6,46        | 7,85        | -2,26        | 4,19        | 5,92        |
| 3278 Kota Tasikmalaya                  | 5,93        | 5,97        | -2,01        | 3,57        | 5,01        |
| 3279 Kota Banjar                       | 5,05        | 5,03        | 0,94         | 3,46        | 4,19        |
| <b>Jawa Barat/West Java</b>            | <b>5,65</b> | <b>5,02</b> | <b>-2,52</b> | <b>3,74</b> | <b>5,45</b> |

Catatan/Note: ...

Sumber/Source: BPS Provinsi Jawa Barat / BPS-Statistics of West Java Province

**Tabel** 13.3  
**Table**

**Jumlah Penduduk Miskin Menurut Kabupaten/Kota di Provinsi Jawa Barat (ribu), 2018–2022**  
**Number of Poor Population by Regency/Municipality in West Java Province (thousand), 2018–2022**

| Kabupaten/Kota<br>Regency/Municipality | 2018            | 2019            | 2020            | 2021            | 2022           |
|--|-----------------|-----------------|-----------------|-----------------|----------------|
| (1)                                    | (2)             | (3)             | (4)             | (5)             | (6)            |
| 3201 Bogor                             | 415,0           | 395,0           | 465,67          | 491,24          | 474,7          |
| 3202 Sukabumi                          | 166,30          | 153,30          | 175,10          | 194,35          | 186,3          |
| 3203 Cianjur                           | 221,60          | 207,10          | 234,47          | 260,02          | 246,8          |
| 3204 Bandung                           | 246,10          | 223,20          | 263,60          | 269,18          | 258,6          |
| 3205 Garut                             | 241,30          | 235,20          | 262,78          | 281,36          | 276,7          |
| 3206 Tasikmalaya                       | 172,40          | 159,90          | 181,52          | 200,59          | 194,1          |
| 3207 Ciamis                            | 85,70           | 79,40           | 91,39           | 96,6            | 94,0           |
| 3208 Kuningan                          | 131,20          | 123,20          | 139,20          | 143,35          | 140,3          |
| 3209 Cirebon                           | 232,40          | 217,60          | 247,94          | 271,02          | 266,1          |
| 3210 Majalengka                        | 129,30          | 121,10          | 138,21          | 151,14          | 147,1          |
| 3211 Sumedang                          | 112,10          | 104,20          | 118,38          | 126,28          | 120,1          |
| 3212 Indramayu                         | 204,20          | 191,90          | 220,31          | 228,59          | 225,0          |
| 3213 Subang                            | 136,60          | 129,20          | 149,81          | 158,97          | 155,3          |
| 3214 Purwakarta                        | 75,90           | 71,90           | 80,17           | 84,27           | 83,4           |
| 3215 Karawang                          | 188,0           | 173,70          | 195,41          | 210,78          | 199,9          |
| 3216 Bekasi                            | 157,20          | 149,40          | 186,30          | 202,73          | 201,1          |
| 3217 Bandung Barat                     | 169,0           | 159,0           | 179,46          | 190,77          | 183,7          |
| 3218 Pangandaran                       | 32,20           | 30,70           | 36,05           | 39,07           | 37,9           |
| 3271 Kota Bogor                        | 64,90           | 64,0            | 75,04           | 80,09           | 79,2           |
| 3272 Kota Sukabumi                     | 23,20           | 21,90           | 25,42           | 27,19           | 26,6           |
| 3273 Kota Bandung                      | 89,40           | 84,70           | 100,02          | 112,5           | 109,8          |
| 3274 Kota Cirebon                      | 28,0            | 26,80           | 30,61           | 31,98           | 31,5           |
| 3275 Kota Bekasi                       | 119,80          | 113,70          | 134,01          | 144,12          | 137,4          |
| 3276 Kota Depok                        | 49,40           | 49,40           | 60,43           | 63,86           | 64,4           |
| 3277 Kota Cimahi                       | 29,90           | 26,90           | 31,64           | 32,48           | 31,2           |
| 3278 Kota Tasikmalaya                  | 84,20           | 77,0            | 86,13           | 89,46           | 87,1           |
| 3279 Kota Banjar                       | 10,40           | 10,10           | 11,16           | 13,37           | 12,7           |
| <b>Jawa Barat/West Java</b>            | <b>3 615,70</b> | <b>3 399,50</b> | <b>3 920,23</b> | <b>4 195,34</b> | <b>4 071,0</b> |

Catatan/Note: ...

Sumber/Source: Publikasi "Data dan Informasi Kemiskinan Kabupaten/Kota Tahun 2021" / Publication of "Data and Information of Poverty in Regency/Municipality 2021"

**Tabel**  
**Table** 13.4**Indeks Pembangunan Manusia Menurut Kabupaten/Kota  
di Provinsi Jawa Barat, 2018–2022**  
*Human Development Index by Regency/Municipality in  
West Java Province, 2018–2022*

| Kabupaten/Kota<br>Regency/Municipality | 2018         | 2019         | 2020         | 2021         | 2022         |
|--|--------------|--------------|--------------|--------------|--------------|
| (1)                                    | (2)          | (3)          | (4)          | (5)          | (6)          |
| 3201 Bogor                             | 69,69        | 70,65        | 70,40        | 70,60        | 71,20        |
| 3202 Sukabumi                          | 66,05        | 66,87        | 66,88        | 67,07        | 67,64        |
| 3203 Cianjur                           | 64,62        | 65,38        | 65,36        | 65,56        | 65,94        |
| 3204 Bandung                           | 71,75        | 72,41        | 72,39        | 72,73        | 73,16        |
| 3205 Garut                             | 65,42        | 66,22        | 66,12        | 66,45        | 67,41        |
| 3206 Tasikmalaya                       | 65,00        | 65,64        | 65,67        | 65,90        | 66,84        |
| 3207 Ciamis                            | 69,63        | 70,39        | 70,49        | 70,93        | 71,45        |
| 3208 Kuningan                          | 68,55        | 69,12        | 69,38        | 69,71        | 70,16        |
| 3209 Cirebon                           | 68,05        | 68,69        | 68,75        | 69,12        | 70,06        |
| 3210 Majalengka                        | 66,72        | 67,52        | 67,59        | 67,81        | 68,56        |
| 3211 Sumedang                          | 70,99        | 71,46        | 71,64        | 71,80        | 72,69        |
| 3212 Indramayu                         | 66,36        | 66,97        | 67,29        | 67,64        | 68,55        |
| 3213 Subang                            | 68,31        | 68,69        | 68,95        | 69,13        | 69,87        |
| 3214 Purwakarta                        | 69,98        | 70,67        | 70,82        | 70,98        | 71,56        |
| 3215 Karawang                          | 69,89        | 70,86        | 70,66        | 70,94        | 71,74        |
| 3216 Bekasi                            | 73,49        | 73,99        | 74,07        | 74,45        | 75,22        |
| 3217 Bandung Barat                     | 67,46        | 68,27        | 68,08        | 68,29        | 69,04        |
| 3218 Pangandaran                       | 67,44        | 68,21        | 68,06        | 68,28        | 69,03        |
| 3271 Kota Bogor                        | 75,66        | 76,23        | 76,11        | 76,59        | 77,17        |
| 3272 Kota Sukabumi                     | 73,55        | 74,31        | 74,21        | 74,60        | 75,40        |
| 3273 Kota Bandung                      | 81,06        | 81,62        | 81,51        | 81,96        | 82,50        |
| 3274 Kota Cirebon                      | 74,35        | 74,92        | 74,89        | 75,25        | 75,89        |
| 3275 Kota Bekasi                       | 81,04        | 81,59        | 81,50        | 81,95        | 82,46        |
| 3276 Kota Depok                        | 80,29        | 80,82        | 80,97        | 81,37        | 81,86        |
| 3277 Kota Cimahi                       | 77,56        | 78,11        | 77,83        | 78,06        | 78,77        |
| 3278 Kota Tasikmalaya                  | 72,03        | 72,84        | 73,04        | 73,31        | 73,83        |
| 3279 Kota Banjar                       | 71,25        | 71,75        | 71,70        | 71,92        | 72,55        |
| <b>Jawa Barat/West Java</b>            | <b>71,30</b> | <b>72,03</b> | <b>72,09</b> | <b>72,45</b> | <b>73,12</b> |

Catatan/Note: ...

Sumber/Source: BPS Provinsi Jawa Barat, Indeks Pembangunan Manusia 2016–2021, 2021 / BPS-Statistics of West Java Province, Human Development Index 2016–2021

**DATA**  
MENCECAK BANGSA  
*Lighten The Nation*

<https://sumedangkab.bps.go.id>



**BADAN PUSAT STATISTIK  
KABUPATEN SUMEDANG  
BPS-STATISTICS OF SUMEDANG REGENCY**

Jl. Karapyak No. 61 Kelurahan Situ, Sumedang - Jawa Barat  
Telp.: (0261) 2022015 Fax.: (0261) 2022014  
Homepage: <http://sumedangkab.bps.go.id>,  
E-mail: [bps3211@bps.go.id](mailto:bps3211@bps.go.id)

ISSN